

Report on Tobacco Control for the Region of the Americas 2022

Country Profiles

PAHO



Pan American
Health
Organization



World Health
Organization
REGIONAL OFFICE FOR THE
Americas

© Pan American Health Organization, 2022

Some rights reserved. This work is available under the Creative Commons Attribution-NonCommercial-ShareAlike 3.0 IGO license (CC BY-NC-SA 3.0 IGO).

Under the terms of this license, this work may be copied, redistributed, and adapted for non-commercial purposes, provided the new work is issued using the same or equivalent Creative Commons license and it is appropriately cited. In any use of this work, there should be no suggestion that the Pan American Health Organization (PAHO) endorses any specific organization, product, or service. Use of the PAHO logo is not permitted.

All reasonable precautions have been taken by PAHO to verify the information contained in this publication. However, the published material is being distributed without warranty of any kind, either expressed or implied. The responsibility for the interpretation and use of the material lies with the reader. In no event shall PAHO be liable for damages arising from its use.

Contents

- Antigua and Barbuda 2
- Argentina..... 4
- Bahamas..... 6
- Barbados..... 8
- Belize..... 10
- Bolivia (Plurinational State of) 12
- Brazil 14
- Canada..... 16
- Chile 18
- Colombia..... 20
- Costa Rica..... 22
- Cuba..... 24
- Dominica..... 26
- Dominican Republic 28
- Ecuador 30
- El Salvador 32
- Grenada 34
- Guatemala 36
- Guyana..... 38
- Haiti..... 40
- Honduras 42
- Jamaica 44
- Mexico..... 46
- Nicaragua..... 48
- Panama 50
- Paraguay 52
- Peru 54
- Saint Kitts and Nevis 56
- Saint Lucia..... 58
- Saint Vincent and the Grenadines 60
- Suriname..... 62
- Trinidad and Tobago..... 64
- United States of America..... 66
- Uruguay 68
- Venezuela (Bolivarian Republic of) 70

ANTIGUA AND BARBUDA

Prevalence of tobacco use

Youth

POPULATION GROUP	CURRENT TOBACCO USE (SMOKED AND SMOKELESS) (%)	CURRENT TOBACCO SMOKING (%)	CURRENT CIGARETTE SMOKING (%)	CURRENT SMOKELESS TOBACCO USE (%)	CURRENT ELECTRONIC CIGARETTE USE (%)
Men	7.9	6.3	1.5	2.6	4.0
Women	7.0	5.9	1.2	1.6	3.7
Total	7.5	6.1	1.4	2.1	4.0

Source: Global Youth Tobacco Survey, 2017 (13-15 years).

Adult

POPULATION GROUP	CURRENT TOBACCO USE (SMOKED AND SMOKELESS) (%)	CURRENT TOBACCO SMOKING (%)	CURRENT CIGARETTE SMOKING (%)	CURRENT SMOKELESS TOBACCO USE (%)	CURRENT ELECTRONIC CIGARETTE USE (%)
Men
Women
Total

MPOWER Measures

M (MONITORING)

Survey	Youth	Adults
Recent	Yes	...
National representativeness	Yes	...
Periodic	No	...

P (SMOKE-FREE POLICIES)

Health centers	Yes
Schools (except universities)	Yes
Universities	Yes
Government buildings	Yes
Offices	Yes
Restaurants	Yes
Bars and pubs	Yes
Public transportation	Yes
All other indoor public places	Yes

O (CESSATION)

Toll-free quitline	No	
Nicotinic substitution therapy is available in:	Are the costs covered?	
Not available	---	
Cessation services are available in:	Are the costs covered?	
Primary care services	No	---
Hospitals	No	---
Doctor's offices	No	---
The community	No	---
Other	No	---

... Data not reported/not available

--- Data not required/not applicable

For definitions of the indicators and color-coded ratings, see Technical Note (Chapter 6 - Report on Tobacco Control for the Region of the Americas 2022)

W (HEALTH WARNINGS)

Health warnings required by law	Yes (1)
Images	No (1)
Size (average-front/back)	50-50/50 (1)
Ban on misleading terms	Yes
Is any feature missing?	No (1)
Does the law mandate plain packaging	No

Notes: (1) Regulations are pending.

Additional information in Table 8

E (ADVERTISING BANS)

Ban on direct advertising	
Television, radio, and print media	Yes
Billboards	Yes
Advertising at points of sale	Yes
Internet	Yes
Ban on indirect advertising	
Ban on promotion	Yes
Ban on sponsorship	Yes
Ban on corporate social responsibility (CSR) activities	Yes
Ban on product display	No

R (TAXATION)

Price of most sold brand (pack of 20 cigarettes)		
In national currency	XCD	14.10
In international dollars		6.88
Tax (share of the final price of most sold brand)		
Total taxes		13.14%
Specific excise taxes		0.00%
Ad valorem excise taxes		0.00%
Value-added tax (VAT)		13.04%
Import duties		0.00%
Other taxes		0.10%

Evolution of taxes and prices

	2008	2020
Tax (share of the final price of most sold brand)	14.77%	13.14%
Price of most sold brand (international dollars)	3.86	6.88



	WHO FRAMEWORK CONVENTION ON TOBACCO CONTROL	PROTOCOL TO ELIMINATE ILLICIT TRADE IN TOBACCO PRODUCTS
Date of signature (d/m/y):	28/06/2004	—
Date of the ratification or accession (d/m/y):	05/06/2006	—

Tobacco: prices and taxes

RETAIL PRICE PER PACK OF 20 CIGARETTES

		In local currency (XCD)	In international dollars (PPP) ¹
Most popular brand:	Marlboro	14.10	6.88
Most inexpensive brand:	L&B (Lambert & Butler)	8.75	4.27
Most expensive brand:	Marlboro	14.10	6.88

TAXES ON TOBACCO²

Taxes as percentage of the final price of the most sold brand

Excise taxes ³	Specific taxes ⁴	0.00%
	<i>Ad valorem</i> tax ⁵	0.00%
Value-added/sales tax (VAT)		13.04%
Import duty ⁶		0.00%
Other taxes		0.10%
Total excise taxes		13.14%

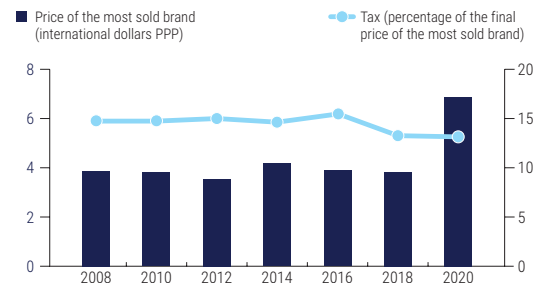
Design and administration of cigarette taxes

Are taxes applied in a mixed fashion (<i>ad valorem</i> and specific)?	No
If a mixed tax system is used, is the tax burden of specific taxes greater than that of <i>ad valorem</i> taxes? ⁷	---
If an <i>ad valorem</i> or mixed tax system exists, is a specific minimum tax applied? ⁸	---

- The international dollar is a currency unit adjusted for purchasing power parity (PPP) that is used to compare the value of products and services in different countries.
- Taxes: taxes imposed on goods or services which cause consumers to pay higher prices.
- Excise taxes: these have a greater impact on public health since they are applied exclusively to tobacco products and raise their relative price compared to other products and services.
- Specific tax: it is established in relation to quantity, for example, a set quantity of cigarettes, or by weight.
- Ad valorem* tax: it is based on the value of the product, such as a percentage of the retail price, the manufacturer's price, etc.
- The effectiveness of import duties in raising sales prices has been declining as countries have signed bilateral, regional, and global trade agreements.
- Specific excise taxes tend to raise consumer prices more, relatively, than *ad valorem* taxes. Imposing the same specific excise tax on all cigarettes sends the clear message that they are all equally detrimental.
- If the tax calculated falls below a specified minimum level, a specific tax rate is applied.

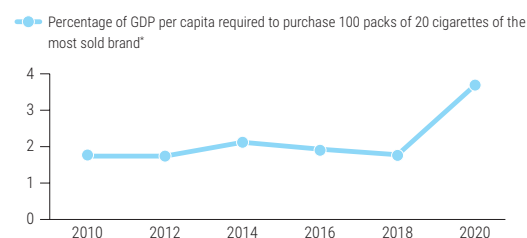
EVOLUTION OF TAXES AND PRICES ON THE MOST POPULAR BRAND OF CIGARETTES

	2008	2010	2012	2014	2016	2018	2020
Tax (percentage of the final price of the most sold brand)	14.77%	14.77%	15.00%	14.63%	15.47%	13.26%	13.14%
Price of the most sold brand (international dollars PPP)	3.86	3.80	3.55	4.18	3.88	3.83	6.88



EVOLUTION OF THE PRICE OF CIGARETTES COMPARED TO INCOME

	2010	2012	2014	2016	2018	2020
Percentage of per capita GDP required to purchase 100 packs of 20 cigarettes of the most sold brand*	1.77%	1.74%	2.12%	1.90%	1.76%	3.69%



Have cigarettes become less affordable since 2010? No change⁹

Did cigarettes become less affordable between 2018 and 2020? Yes

* Note that a higher percentage implies a lower affordability and a greater disincentive to consume cigarettes
⁹ Affordability is considered unchanged (2010-2020) if the least-squares growth rate is not statistically significant at the 5% level.

SUPPLEMENTARY INFORMATION ON TAXES

Are sales of duty (or excise) free cigarettes banned?	No
Are tobacco tax revenues (or part of) earmarked for health purposes?	No

--- Data not reported/not available

--- Data not required/not applicable

ARGENTINA

Prevalence of tobacco use

Youth

POPULATION GROUP	CURRENT TOBACCO USE (SMOKED AND SMOKELESS) (%)	CURRENT TOBACCO SMOKING (%)	CURRENT CIGARETTE SMOKING (%)	CURRENT SMOKELESS TOBACCO USE (%)	CURRENT ELECTRONIC CIGARETTE USE (%)
Men	18.7	17.6	15.5	2.3	8.1
Women	21.4	21.1	20.0	0.8	6.2
Total	20.2	19.5	18.0	1.5	7.1

Source: Global Youth Tobacco Survey, 2013 (13-15 years).

Adult

POPULATION GROUP	CURRENT TOBACCO USE (SMOKED AND SMOKELESS) (%)	CURRENT TOBACCO SMOKING (%)	CURRENT CIGARETTE SMOKING (%)	CURRENT SMOKELESS TOBACCO USE (%)	CURRENT ELECTRONIC CIGARETTE USE (%)
Men	26.1
Women	18.6
Total	22.2	...	1.1

Source: National Survey of Risk Factors for Noncommunicable Diseases, 2018 (18+ years).

MPOWER Measures

M (MONITORING)

Survey	Youth	Adults
Recent	Yes	Yes
National representativeness	Yes	Yes
Periodic	No	Yes

P (SMOKE-FREE POLICIES)

Health centers	Yes
Schools (except universities)	Yes
Universities	Yes
Government buildings	Yes
Offices	Yes
Restaurants	Yes
Bars and pubs	Yes
Public transportation	Yes
All other indoor public places	No

O (CESSATION)

Toll-free quitline	Yes	
Nicotinic substitution therapy is available in:	Are the costs covered?	
Pharmacy	No	
Cessation services are available in:	Are the costs covered?	
Primary care services	Yes, in some	Fully
Hospitals	Yes, in some	Fully
Doctor's offices	Yes, in some	Partially
The community	Yes, in some	Partially
Other	No	---

... Data not reported/not available

--- Data not required/not applicable

For definitions of the indicators and color-coded ratings, see Technical Note (Chapter 6 - Report on Tobacco Control for the Region of the Americas 2022)

W (HEALTH WARNINGS)

Health warnings required by law	Yes
Images	Yes
Size (average-front/back)	50-50/50
Ban on misleading terms	Yes
Is any feature missing?	Yes
Does the law mandate plain packaging	No

E (ADVERTISING BANS)

Ban on direct advertising	
Television, radio, and print media	Yes
Billboards	Yes
Advertising at points of sale	No
Internet	Yes
Ban on indirect advertising	
Ban on promotion	Yes
Ban on sponsorship	Yes
Ban on corporate social responsibility (CSR) activities	Yes
Ban on product display	No

R (TAXATION)

Price of most sold brand (pack of 20 cigarettes)		
In national currency	ARS	141.00
In international dollars		4.83
Tax (share of the final price of most sold brand)		
Total taxes		76.62%
Specific excise taxes		0.00%
Ad valorem excise taxes		54.54%
Value-added tax (VAT)		4.91%
Import duties		0.00%
Other taxes		17.17%

Evolution of taxes and prices	2008	2020
Tax (share of the final price of most sold brand)	69.20%	76.62%
Price of most sold brand (international dollars)	2.31	4.83



	WHO FRAMEWORK CONVENTION ON TOBACCO CONTROL	PROTOCOL TO ELIMINATE ILLICIT TRADE IN TOBACCO PRODUCTS
Date of signature (d/m/y):	25/09/2003	—
Date of the ratification or accession (d/m/y):	—	—

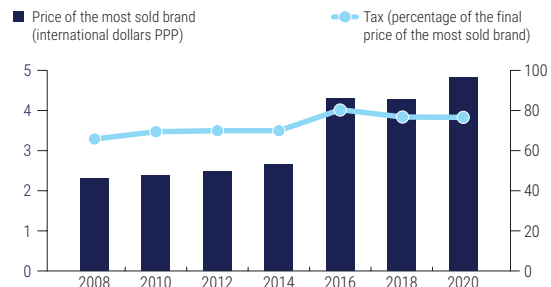
Tobacco: prices and taxes

RETAIL PRICE PER PACK OF 20 CIGARETTES		In local currency (ARS)	In international dollars (PPP) ¹
Most popular brand:	Philip Morris	141.00	4.83
Most inexpensive brand:	Melbourne	29.40	1.01
Most expensive brand:	Marlboro	157.00	5.38

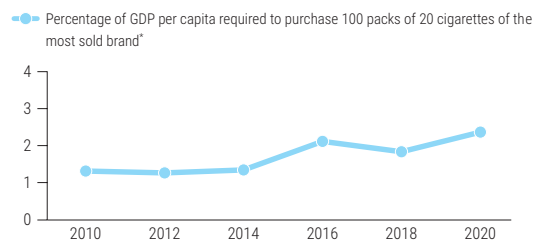
TAXES ON TOBACCO ²		Design and administration of cigarette taxes	
Taxes as percentage of the final price of the most sold brand			
Excise taxes ³	Specific taxes ⁴	0.00%	Are taxes applied in a mixed fashion (<i>ad valorem</i> and specific)?
	<i>Ad valorem</i> tax ⁵	54.54%	
Value-added/sales tax (VAT)		4.91%	If a mixed tax system is used, is the tax burden of specific taxes greater than that of <i>ad valorem</i> taxes? ⁷
Import duty ⁶		0.00%	
Other taxes		17.17%	If an <i>ad valorem</i> or mixed tax system exists, is a specific minimum tax applied? ⁸
Total excise taxes		76.62%	

- The international dollar is a currency unit adjusted for purchasing power parity (PPP) that is used to compare the value of products and services in different countries.
- Taxes: taxes imposed on goods or services which cause consumers to pay higher prices.
- Excise taxes: these have a greater impact on public health since they are applied exclusively to tobacco products and raise their relative price compared to other products and services.
- Specific tax: it is established in relation to quantity, for example, a set quantity of cigarettes, or by weight.
- Ad valorem* tax: it is based on the value of the product, such as a percentage of the retail price, the manufacturer's price, etc.
- The effectiveness of import duties in raising sales prices has been declining as countries have signed bilateral, regional, and global trade agreements.
- Specific excise taxes tend to raise consumer prices more, relatively, than *ad valorem* taxes. Imposing the same specific excise tax on all cigarettes sends the clear message that they are all equally detrimental.
- If the tax calculated falls below a specified minimum level, a specific tax rate is applied.

EVOLUTION OF TAXES AND PRICES ON THE MOST POPULAR BRAND OF CIGARETTES							
	2008	2010	2012	2014	2016	2018	2020
Tax (percentage of the final price of the most sold brand)	69.20%	69.27%	69.93%	69.84%	80.25%	76.75%	76.62%
Price of the most sold brand (international dollars PPP)	2.31	2.38	2.49	2.66	4.30	4.28	4.83



EVOLUTION OF THE PRICE OF CIGARETTES COMPARED TO INCOME						
	2010	2012	2014	2016	2018	2020
Percentage of per capita GDP required to purchase 100 packs of 20 cigarettes of the most sold brand*	1.32%	1.27%	1.35%	2.12%	1.84%	2.37%



Have cigarettes become less affordable since 2010? **Yes**

Did cigarettes become less affordable between 2018 and 2020? **Yes**

* Note that a higher percentage implies a lower affordability and a greater disincentive to consume cigarettes

SUPPLEMENTARY INFORMATION ON TAXES	
Are sales of duty (or excise) free cigarettes banned?	No
Are tobacco tax revenues (or part of) earmarked for health purposes?	An additional tax of 7% of the retail price of cigarettes is directed to a special tobacco fund (Fondo Especial del Tabaco).

--- Data not reported/not available
 --- Data not required/not applicable

BAHAMAS

Prevalence of tobacco use

Youth

POPULATION GROUP	CURRENT TOBACCO USE (SMOKED AND SMOKELESS) (%)	CURRENT TOBACCO SMOKING (%)	CURRENT CIGARETTE SMOKING (%)	CURRENT SMOKELESS TOBACCO USE (%)	CURRENT ELECTRONIC CIGARETTE USE (%)
Men	16.1	13.8	4.6	4.0	...
Women	8.4	6.9	2.6	1.6	...
Total	12.6	10.7	3.8	2.8	...

Source: Global Youth Tobacco Survey, 2013 (13-15 years).

Adult

POPULATION GROUP	CURRENT TOBACCO USE (SMOKED AND SMOKELESS) (%)	CURRENT TOBACCO SMOKING (%)	CURRENT CIGARETTE SMOKING (%)	CURRENT SMOKELESS TOBACCO USE (%)	CURRENT ELECTRONIC CIGARETTE USE (%)
Men	32.5	32.4	...	0.9	...
Women	3.7	3.6	...	0.1	...
Total	17.5	17.4	...	0.5	...

Source: Bahamas STEPS, 2019 (18-69 years) and Bahamas STEPS, 2012 (25-64 years).

MPOWER Measures

M (MONITORING)

Survey	Youth	Adults
Recent	No	Yes
National representativeness	Yes	Yes
Periodic	No	Yes

P (SMOKE-FREE POLICIES)

Health centers	No
Schools (except universities)	No
Universities	No
Government buildings	No
Offices	No
Restaurants	No
Bars and pubs	No
Public transportation	No
All other indoor public places	---

O (CESSATION)

Toll-free quitline	No	
Nicotinic substitution therapy is available in:	Are the costs covered?	
Pharmacy	No	
Cessation services are available in:	Are the costs covered?	
Primary care services	Yes, in some	Fully
Hospitals	Yes, in some	Fully
Doctor's offices	No	---
The community	No	---
Other	Yes, in some	Fully

... Data not reported/not available

--- Data not required/not applicable

For definitions of the indicators and color-coded ratings, see Technical Note (Chapter 6 - Report on Tobacco Control for the Region of the Americas 2022)

W (HEALTH WARNINGS)

Health warnings required by law	Yes
Images	No
Size (average-front/back)	^
Ban on misleading terms	No
Is any feature missing?	Incomplete
Does the law mandate plain packaging	No

Notes: ^ Size not specified.

Additional information in Table 8

E (ADVERTISING BANS)

Ban on direct advertising	
Television, radio, and print media	Incomplete
Billboards	No
Advertising at points of sale	No
Internet	No
Ban on indirect advertising	
Ban on promotion	No
Ban on sponsorship	No
Ban on corporate social responsibility (CSR) activities	No
Ban on product display	No

Additional information in Table 9 and 10

R (TAXATION)

Price of most sold brand (pack of 20 cigarettes)		
In national currency	BSD	10.00
In international dollars		11.26
Tax (share of the final price of most sold brand)		
Total taxes		43.21%
Specific excise taxes		30.00%
Ad valorem excise taxes		0.00%
Value-added tax (VAT)		10.71%
Import duties		0.00%
Other taxes		2.50%

Evolution of taxes and prices	2008	2020
Tax (share of the final price of most sold brand)	31.23%	43.21%
Price of most sold brand (international dollars)	2.81	11.26



	WHO FRAMEWORK CONVENTION ON TOBACCO CONTROL	PROTOCOL TO ELIMINATE ILLICIT TRADE IN TOBACCO PRODUCTS
Date of signature (d/m/y):	29/06/2004	—
Date of the ratification or accession (d/m/y):	03/11/2009	—

Tobacco: prices and taxes

RETAIL PRICE PER PACK OF 20 CIGARETTES

		In local currency (BSD)	In international dollars (PPP) ¹
Most popular brand:	Rothmans	10.00	11.26
Most inexpensive brand:	Palms	7.85	8.84
Most expensive brand:	Marlboro	12.85	14.47

TAXES ON TOBACCO²

Taxes as percentage of the final price of the most sold brand

Excise taxes ³	Specific taxes ⁴	30.00%
	<i>Ad valorem</i> tax ⁵	0.00%
Value-added/sales tax (VAT)		10.71%
Import duty ⁶		0.00%
Other taxes		2.50%
Total excise taxes		43.21%

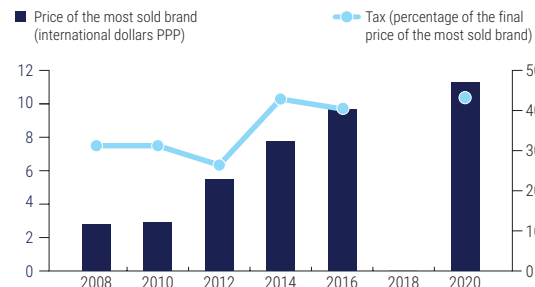
Design and administration of cigarette taxes

Are taxes applied in a mixed fashion (<i>ad valorem</i> and specific)?	No
If a mixed tax system is used, is the tax burden of specific taxes greater than that of <i>ad valorem</i> taxes? ⁷	---
If an <i>ad valorem</i> or mixed tax system exists, is a specific minimum tax applied? ⁸	---

- The international dollar is a currency unit adjusted for purchasing power parity (PPP) that is used to compare the value of products and services in different countries.
- Taxes: taxes imposed on goods or services which cause consumers to pay higher prices.
- Excise taxes: these have a greater impact on public health since they are applied exclusively to tobacco products and raise their relative price compared to other products and services.
- Specific tax: it is established in relation to quantity, for example, a set quantity of cigarettes, or by weight.
- Ad valorem* tax: it is based on the value of the product, such as a percentage of the retail price, the manufacturer's price, etc.
- The effectiveness of import duties in raising sales prices has been declining as countries have signed bilateral, regional, and global trade agreements.
- Specific excise taxes tend to raise consumer prices more, relatively, than *ad valorem* taxes. Imposing the same specific excise tax on all cigarettes sends the clear message that they are all equally detrimental.
- If the tax calculated falls below a specified minimum level, a specific tax rate is applied.

EVOLUTION OF TAXES AND PRICES ON THE MOST POPULAR BRAND OF CIGARETTES

	2008	2010	2012	2014	2016	2018	2020
Tax (percentage of the final price of the most sold brand)	31.23%	31.23%	26.40%	42.86%	40.50%	---	43.21%
Price of the most sold brand (international dollars PPP)	2.81	2.91	5.46	7.74	9.69	---	11.26



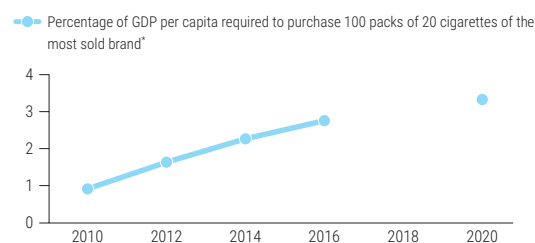
EVOLUTION OF THE PRICE OF CIGARETTES COMPARED TO INCOME

	2010	2012	2014	2016	2018	2020
Percentage of per capita GDP required to purchase 100 packs of 20 cigarettes of the most sold brand*	0.92%	1.64%	2.27%	2.76%	---	3.33%

Have cigarettes become less affordable since 2010? Yes

Did cigarettes become less affordable between 2018 and 2020? ---

* Note that a higher percentage implies a lower affordability and a greater disincentive to consume cigarettes



SUPPLEMENTARY INFORMATION ON TAXES

Are sales of duty (or excise) free cigarettes banned?	---
Are tobacco tax revenues (or part of) earmarked for health purposes?	No

--- Data not reported/not available

--- Data not required/not applicable

BARBADOS

Prevalence of tobacco use

Youth

POPULATION GROUP	CURRENT TOBACCO USE (SMOKED AND SMOKELESS) (%)	CURRENT TOBACCO SMOKING (%)	CURRENT CIGARETTE SMOKING (%)	CURRENT SMOKELESS TOBACCO USE (%)	CURRENT ELECTRONIC CIGARETTE USE (%)
Men	17.4	15.7	8.8	2.9	...
Women	11.4	9.3	5.0	3.0	...
Total	14.5	12.6	7.0	2.9	...

Source: Global Youth Tobacco Survey, 2017 (13-15 years).

Adult

POPULATION GROUP	CURRENT TOBACCO USE (SMOKED AND SMOKELESS) (%)	CURRENT TOBACCO SMOKING (%)	CURRENT CIGARETTE SMOKING (%)	CURRENT SMOKELESS TOBACCO USE (%)	CURRENT ELECTRONIC CIGARETTE USE (%)
Men	...	15.5	...	0.0	...
Women	...	3.7	...	0.6	...
Total	...	9.2	...	0.3	...

Source: Health of the Nation, 2011-2012 (25+ years) and Barbados STEPS Survey, 2007 (25+ years).

MPOWER Measures

M (MONITORING)

Survey	Youth	Adults
Recent	No	No
National representativeness	Yes	Yes
Periodic	No	No

P (SMOKE-FREE POLICIES)

Health centers	Yes
Schools (except universities)	Yes
Universities	Yes
Government buildings	Yes
Offices	Yes
Restaurants	Yes
Bars and pubs	Yes
Public transportation	Yes
All other indoor public places	Yes

O (CESSATION)

Toll-free quitline	No	
Nicotinic substitution therapy is available in:	Are the costs covered?	
Pharmacy	No	
Cessation services are available in:	Are the costs covered?	
Primary care services	No	---
Hospitals	No	---
Doctor's offices	Yes, in some	No
The community	Yes, in some	No
Other	Yes, in some	Fully

... Data not reported/not available

--- Data not required/not applicable

For definitions of the indicators and color-coded ratings, see Technical Note (Chapter 6 - Report on Tobacco Control for the Region of the Americas 2022)

W (HEALTH WARNINGS)

Health warnings required by law	Yes
Images	Yes
Size (average-front/back)	60-60/60
Ban on misleading terms	Yes
Is any feature missing?	Yes
Does the law mandate plain packaging	No

E (ADVERTISING BANS)

Ban on direct advertising	
Television, radio, and print media	No
Billboards	No
Advertising at points of sale	No
Internet	No
Ban on indirect advertising	
Ban on promotion	No
Ban on sponsorship	No
Ban on corporate social responsibility (CSR) activities	No
Ban on product display	No

R (TAXATION)

Price of most sold brand (pack of 20 cigarettes)		
In national currency
In international dollars		...
Tax (share of the final price of most sold brand)		
Total taxes	...	
Specific excise taxes	...	
Ad valorem excise taxes	...	
Value-added tax (VAT)	...	
Import duties	...	
Other taxes	...	

Evolution of taxes and prices	2008	2020
Tax (share of the final price of most sold brand)	47.77%	...
Price of most sold brand (international dollars)	5.53	...



	WHO FRAMEWORK CONVENTION ON TOBACCO CONTROL	PROTOCOL TO ELIMINATE ILLICIT TRADE IN TOBACCO PRODUCTS
Date of signature (d/m/y):	28/06/2004	—
Date of the ratification or accession (d/m/y):	03/11/2005	—

Tobacco: prices and taxes

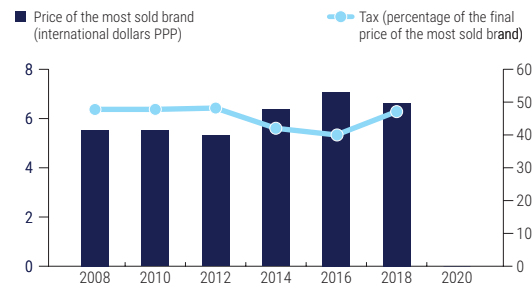
RETAIL PRICE PER PACK OF 20 CIGARETTES		
	In local currency (---)	In international dollars (PPP) ¹
Most popular brand:	---	---
Most inexpensive brand:	---	---
Most expensive brand:	---	---

TAXES ON TOBACCO ²		
Taxes as percentage of the final price of the most sold brand		
Excise taxes ³	Specific taxes ⁴	---
	<i>Ad valorem</i> tax ⁵	---
Value-added/sales tax (VAT)		---
Import duty ⁶		---
Other taxes		---
Total excise taxes		---

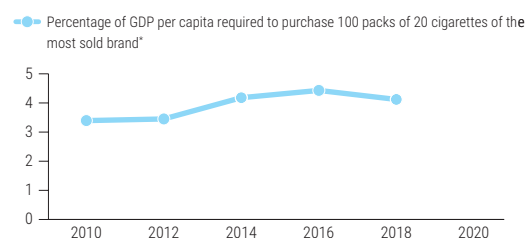
Design and administration of cigarette taxes	
Are taxes applied in a mixed fashion (<i>ad valorem</i> and specific)?	No
If a mixed tax system is used, is the tax burden of specific taxes greater than that of <i>ad valorem</i> taxes? ⁷	---
If an <i>ad valorem</i> or mixed tax system exists, is a specific minimum tax applied? ⁸	---

- The international dollar is a currency unit adjusted for purchasing power parity (PPP) that is used to compare the value of products and services in different countries.
- Taxes: taxes imposed on goods or services which cause consumers to pay higher prices.
- Excise taxes: these have a greater impact on public health since they are applied exclusively to tobacco products and raise their relative price compared to other products and services.
- Specific tax: it is established in relation to quantity, for example, a set quantity of cigarettes, or by weight.
- Ad valorem* tax: it is based on the value of the product, such as a percentage of the retail price, the manufacturer's price, etc.
- The effectiveness of import duties in raising sales prices has been declining as countries have signed bilateral, regional, and global trade agreements.
- Specific excise taxes tend to raise consumer prices more, relatively, than *ad valorem* taxes. Imposing the same specific excise tax on all cigarettes sends the clear message that they are all equally detrimental.
- If the tax calculated falls below a specified minimum level, a specific tax rate is applied.

EVOLUTION OF TAXES AND PRICES ON THE MOST POPULAR BRAND OF CIGARETTES							
	2008	2010	2012	2014	2016	2018	2020
Tax (percentage of the final price of the most sold brand)	47.77%	47.80%	48.20%	42.04%	39.96%	47.11%	---
Price of the most sold brand (international dollars PPP)	5.53	5.52	5.32	6.37	7.08	6.63	---



EVOLUTION OF THE PRICE OF CIGARETTES COMPARED TO INCOME						
	2010	2012	2014	2016	2018	2020
Percentage of per capita GDP required to purchase 100 packs of 20 cigarettes of the most sold brand*	3.39%	3.45%	4.18%	4.43%	4.12%	---



Have cigarettes become less affordable since 2010? ---

Did cigarettes become less affordable between 2018 and 2020? ---

* Note that a higher percentage implies a lower affordability and a greater disincentive to consume cigarettes

SUPPLEMENTARY INFORMATION ON TAXES	
Are sales of duty (or excise) free cigarettes banned?	---
Are tobacco tax revenues (or part of) earmarked for health purposes?	No

--- Data not reported/not available
 --- Data not required/not applicable

BELIZE

Prevalence of tobacco use

Youth

POPULATION GROUP	CURRENT TOBACCO USE (SMOKED AND SMOKELESS) (%)	CURRENT TOBACCO SMOKING (%)	CURRENT CIGARETTE SMOKING (%)	CURRENT SMOKELESS TOBACCO USE (%)	CURRENT ELECTRONIC CIGARETTE USE (%)
Men	16.6	15.7	10.4	2.9	8.9
Women	8.2	7.5	5.4	1.7	4.1
Total	12.3	11.5	7.8	2.3	6.5

Source: Global Youth Tobacco Survey, 2014 (13-15 years).

Adult

POPULATION GROUP	CURRENT TOBACCO USE (SMOKED AND SMOKELESS) (%)	CURRENT TOBACCO SMOKING (%)	CURRENT CIGARETTE SMOKING (%)	CURRENT SMOKELESS TOBACCO USE (%)	CURRENT ELECTRONIC CIGARETTE USE (%)
Men	16.4
Women	2.1
Total

Source: Multiple Indicator Cluster Survey (MICS), 2015 (15-49 years).

MPOWER Measures

M (MONITORING)

Survey	Youth	Adults
Recent	No	No
National representativeness	Yes	Yes
Periodic	No	No

P (SMOKE-FREE POLICIES)

Health centers	No
Schools (except universities)	No
Universities	No
Government buildings	No
Offices	No
Restaurants	No
Bars and pubs	No
Public transportation	No
All other indoor public places	---

O (CESSATION)

Toll-free quitline	No	
Nicotinic substitution therapy is available in:	Are the costs covered?	
Not available	---	
Cessation services are available in:	Are the costs covered?	
Primary care services	Yes, in some	Partially
Hospitals	Yes, in some	No
Doctor's offices	No	---
The community	No	---
Other	Yes, in some	Partially

... Data not reported/not available

--- Data not required/not applicable

For definitions of the indicators and color-coded ratings, see Technical Note (Chapter 6 - Report on Tobacco Control for the Region of the Americas 2022)

W (HEALTH WARNINGS)

Health warnings required by law	Yes
Images	No
Size (average-front/back)	^
Ban on misleading terms	No
Is any feature missing?	Incomplete
Does the law mandate plain packaging	No

Notes: ^ Size not specified.

Additional information in Table 8

E (ADVERTISING BANS)

Ban on direct advertising	
Television, radio, and print media	No
Billboards	No
Advertising at points of sale	No
Internet	No
Ban on indirect advertising	
Ban on promotion	No
Ban on sponsorship	No
Ban on corporate social responsibility (CSR) activities	No
Ban on product display	No

R (TAXATION)

Price of most sold brand (pack of 20 cigarettes)		
In national currency	BZD	5.50
In international dollars		4.20
Tax (share of the final price of most sold brand)		
Total taxes		34.75%
Specific excise taxes		23.64%
Ad valorem excise taxes		0.00%
Value-added tax (VAT)		11.11%
Import duties		0.00%
Other taxes		0.00%

Evolution of taxes and prices	2008	2020
Tax (share of the final price of most sold brand)	57.17%	34.75%
Price of most sold brand (international dollars)	4.29	4.20



	WHO FRAMEWORK CONVENTION ON TOBACCO CONTROL	PROTOCOL TO ELIMINATE ILLICIT TRADE IN TOBACCO PRODUCTS
Date of signature (d/m/y):	26/09/2003	—
Date of the ratification or accession (d/m/y):	15/12/2005	—

Tobacco: prices and taxes

RETAIL PRICE PER PACK OF 20 CIGARETTES

		In local currency (BZD)	In international dollars (PPP) ¹
Most popular brand:	Pall Mall	5.50	4.20
Most inexpensive brand:	Pall Mall	5.50	4.20
Most expensive brand:	Benson & Hedges, Winston	11.00	8.39

TAXES ON TOBACCO²

Taxes as percentage of the final price of the most sold brand

Excise taxes ³	Specific taxes ⁴	23.64%
	<i>Ad valorem</i> tax ⁵	0.00%
Value-added/sales tax (VAT)		11.11%
Import duty ⁶		0.00%
Other taxes		0.00%
Total excise taxes		34.75%

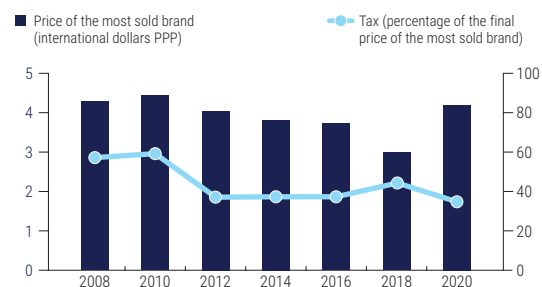
Design and administration of cigarette taxes

Are taxes applied in a mixed fashion (<i>ad valorem</i> and specific)?	No
If a mixed tax system is used, is the tax burden of specific taxes greater than that of <i>ad valorem</i> taxes? ⁷	---
If an <i>ad valorem</i> or mixed tax system exists, is a specific minimum tax applied? ⁸	---

- The international dollar is a currency unit adjusted for purchasing power parity (PPP) that is used to compare the value of products and services in different countries.
- Taxes: taxes imposed on goods or services which cause consumers to pay higher prices.
- Excise taxes: these have a greater impact on public health since they are applied exclusively to tobacco products and raise their relative price compared to other products and services.
- Specific tax: it is established in relation to quantity, for example, a set quantity of cigarettes, or by weight.
- Ad valorem* tax: it is based on the value of the product, such as a percentage of the retail price, the manufacturer's price, etc.
- The effectiveness of import duties in raising sales prices has been declining as countries have signed bilateral, regional, and global trade agreements.
- Specific excise taxes tend to raise consumer prices more, relatively, than *ad valorem* taxes. Imposing the same specific excise tax on all cigarettes sends the clear message that they are all equally detrimental.
- If the tax calculated falls below a specified minimum level, a specific tax rate is applied.

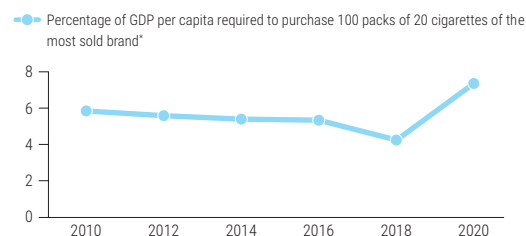
EVOLUTION OF TAXES AND PRICES ON THE MOST POPULAR BRAND OF CIGARETTES

	2008	2010	2012	2014	2016	2018	2020
Tax (percentage of the final price of the most sold brand)	57.17%	59.19%	37.11%	37.11%	37.11%	43.61%	34.75%
Price of the most sold brand (international dollars PPP)	4.29	4.43	4.04	3.81	3.73	2.99	4.20



EVOLUTION OF THE PRICE OF CIGARETTES COMPARED TO INCOME

	2010	2012	2014	2016	2018	2020
Percentage of per capita GDP required to purchase 100 packs of 20 cigarettes of the most sold brand*	5.85%	5.59%	5.40%	5.32%	4.25%	7.36%



Have cigarettes become less affordable since 2010? No change⁹

Did cigarettes become less affordable between 2018 and 2020? Yes

- * Note that a higher percentage implies a lower affordability and a greater disincentive to consume cigarettes
⁹ Affordability is considered unchanged (2010-2020) if the least-squares growth rate is not statistically significant at the 5% level.

SUPPLEMENTARY INFORMATION ON TAXES

Are sales of duty (or excise) free cigarettes banned?	No
Are tobacco tax revenues (or part of) earmarked for health purposes?	No

- Data not reported/not available
- Data not required/not applicable

BOLIVIA (PLURINATIONAL STATE OF)

Prevalence of tobacco use

Youth

POPULATION GROUP	CURRENT TOBACCO USE (SMOKED AND SMOKELESS) (%)	CURRENT TOBACCO SMOKING (%)	CURRENT CIGARETTE SMOKING (%)	CURRENT SMOKELESS TOBACCO USE (%)	CURRENT ELECTRONIC CIGARETTE USE (%)
Men	13.6	11.6	8.6	3.6	9.7
Women	8.1	6.9	5.2	2.0	5.0
Total	10.9	9.3	6.9	2.8	7.4

Source: Global Youth Tobacco Survey, 2018 (13-15 years).

Adult

POPULATION GROUP	CURRENT TOBACCO USE (SMOKED AND SMOKELESS) (%)	CURRENT TOBACCO SMOKING (%)	CURRENT CIGARETTE SMOKING (%)	CURRENT SMOKELESS TOBACCO USE (%)	CURRENT ELECTRONIC CIGARETTE USE (%)
Men	30.0	29.8	1.0
Women	5.8	5.6	0.5
Total	17.8	17.7	0.7

Source: STEPS Survey, 2019 (18-69 years).

MPOWER Measures

M (MONITORING)

Survey	Youth	Adults
Recent	Yes	Yes
National representativeness	Yes	Yes
Periodic	No	No

P (SMOKE-FREE POLICIES)

Health centers	Yes
Schools (except universities)	Yes
Universities	Yes
Government buildings	Yes
Offices	Yes
Restaurants	Yes
Bars and pubs	Yes
Public transportation	Yes
All other indoor public places	Yes

O (CESSATION)

Toll-free quitline	No	
Nicotinic substitution therapy is available in:	Are the costs covered?	
Not available	---	
Cessation services are available in:	Are the costs covered?	
Primary care services	No	---
Hospitals	No	---
Doctor's offices	No	---
The community	No	---
Other	No	---

... Data not reported/not available

--- Data not required/not applicable

For definitions of the indicators and color-coded ratings, see Technical Note (Chapter 6 - Report on Tobacco Control for the Region of the Americas 2022)

W (HEALTH WARNINGS)

Health warnings required by law	Yes
Images	Yes
Size (average-front/back)	60–60/60
Ban on misleading terms	Yes
Is any feature missing?	Yes
Does the law mandate plain packaging	No

E (ADVERTISING BANS)

Ban on direct advertising	
Television, radio, and print media	Yes
Billboards	Yes
Advertising at points of sale	No (3)
Internet	Yes
Ban on indirect advertising	
Ban on promotion	Incomplete
Ban on sponsorship	Yes
Ban on corporate social responsibility (CSR) activities	Yes
Ban on product display	No

Notes: (3) Regulations are pending.

Additional information in Table 9 and 10

R (TAXATION)

Price of most sold brand (pack of 20 cigarettes)		
In national currency	BOB	12.00
In international dollars		4.39
Tax (share of the final price of most sold brand)		
Total taxes		35.65%
Specific excise taxes		24.15%
Ad valorem excise taxes		0.00%
Value-added tax (VAT)		11.50%
Import duties		0.00%
Other taxes		0.00%

Evolution of taxes and prices	2008	2020
Tax (share of the final price of most sold brand)	41.00%	35.65%
Price of most sold brand (international dollars)	2.16	4.39



	WHO FRAMEWORK CONVENTION ON TOBACCO CONTROL	PROTOCOL TO ELIMINATE ILLICIT TRADE IN TOBACCO PRODUCTS
Date of signature (d/m/y):	27/02/2004	—
Date of the ratification or accession (d/m/y):	15/09/2005	—

Tobacco: prices and taxes

RETAIL PRICE PER PACK OF 20 CIGARETTES

		In local currency (---)	In international dollars (PPP) ¹
Most popular brand:	L&M	12.00	4.39
Most inexpensive brand:	Astoria	6.00	2.20
Most expensive brand:	---	---	---

TAXES ON TOBACCO²

Taxes as percentage of the final price of the most sold brand

Excise taxes ³	Specific taxes ⁴	24.15%
	<i>Ad valorem</i> tax ⁵	0.00%
Value-added/sales tax (VAT)		11.50%
Import duty ⁶		0.00%
Other taxes		0.00%
Total excise taxes		35.65%

Design and administration of cigarette taxes

Are taxes applied in a mixed fashion (<i>ad valorem</i> and specific)?	No
If a mixed tax system is used, is the tax burden of specific taxes greater than that of <i>ad valorem</i> taxes? ⁷	---
If an <i>ad valorem</i> or mixed tax system exists, is a specific minimum tax applied? ⁸	---

1 The international dollar is a currency unit adjusted for purchasing power parity (PPP) that is used to compare the value of products and services in different countries.

2 Taxes: taxes imposed on goods or services which cause consumers to pay higher prices.

3 Excise taxes: these have a greater impact on public health since they are applied exclusively to tobacco products and raise their relative price compared to other products and services.

4 Specific tax: it is established in relation to quantity, for example, a set quantity of cigarettes, or by weight.

5 *Ad valorem* tax: it is based on the value of the product, such as a percentage of the retail price, the manufacturer's price, etc.

6 The effectiveness of import duties in raising sales prices has been declining as countries have signed bilateral, regional, and global trade agreements.

7 Specific excise taxes tend to raise consumer prices more, relatively, than *ad valorem* taxes. Imposing the same specific excise tax on all cigarettes sends the clear message that they are all equally detrimental.

8 If the tax calculated falls below a specified minimum level, a specific tax rate is applied.

EVOLUTION OF TAXES AND PRICES ON THE MOST POPULAR BRAND OF CIGARETTES

	2008	2010	2012	2014	2016	2018	2020 ⁹
Tax (percentage of the final price of the most sold brand)	41.00%	37.67%	39.36%	39.36%	39.36%	36.78%	35.65%
Price of the most sold brand (international dollars PPP)	2.16	2.26	2.63	3.31	3.88	4.16	4.39

9 The country has increased tobacco excises since 2018; however, due to price variability the effect is not necessarily apparent in the tax indicators.

EVOLUTION OF THE PRICE OF CIGARETTES COMPARED TO INCOME

	2010	2012	2014	2016	2018	2020
Percentage of per capita GDP required to purchase 100 packs of 20 cigarettes of the most sold brand*	4.32%	4.38%	4.71%	5.18%	4.70%	5.27%

Have cigarettes become less affordable since 2010? Yes

Did cigarettes become less affordable between 2018 and 2020? Yes

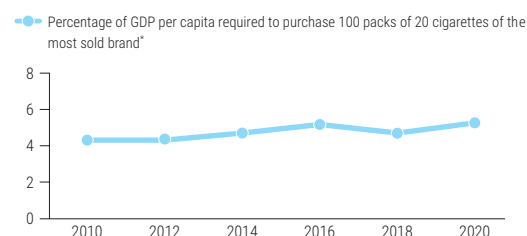
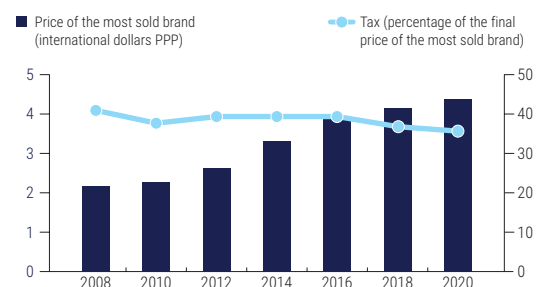
* Note that a higher percentage implies a lower affordability and a greater disincentive to consume cigarettes

SUPPLEMENTARY INFORMATION ON TAXES

Are sales of duty (or excise) free cigarettes banned?	No
Are tobacco tax revenues (or part of) earmarked for health purposes?	No

--- Data not reported/not available

--- Data not required/not applicable



BRAZIL

Prevalence of tobacco use

Youth

POPULATION GROUP	CURRENT TOBACCO USE (SMOKED AND SMOKELESS) (%)	CURRENT TOBACCO SMOKING (%)	CURRENT CIGARETTE SMOKING (%)	CURRENT SMOKELESS TOBACCO USE (%)	CURRENT ELECTRONIC CIGARETTE USE (%)
Men	6.7	...	5.3	...	0.2
Women	7.0	...	5.6	...	0.1
Total	6.9	...	5.4	...	0.2

Source: National School-Based Health Survey, 2015 (13-15 years).

Adult

POPULATION GROUP	CURRENT TOBACCO USE (SMOKED AND SMOKELESS) (%)	CURRENT TOBACCO SMOKING (%)	CURRENT CIGARETTE SMOKING (%)	CURRENT SMOKELESS TOBACCO USE (%)	CURRENT ELECTRONIC CIGARETTE USE (%)
Men	16.2	15.9	...	0.5	...
Women	9.8	9.6	...	0.2	...
Total	12.8	12.6	...	0.3	...

Source: National Survey on Health, 2019 (18+ years) and National Survey on Health, 2013 (18+ years).

MPOWER Measures

M (MONITORING)

Survey	Youth	Adults
Recent	Yes	Yes
National representativeness	Yes	Yes
Periodic	Yes	Yes

P (SMOKE-FREE POLICIES)

Health centers	Yes
Schools (except universities)	Yes
Universities	Yes
Government buildings	Yes
Offices	Yes
Restaurants	Yes
Bars and pubs	Yes
Public transportation	Yes
All other indoor public places	*

* Designated smoking rooms with very strong technical requirements are still allowed in five public places: in places selling tobacco products, in health care facilities for patients given permission by doctors, in tobacco-testing laboratories, on stage during artistic performances, and during religious services.

O (CESSATION)

Toll-free quitline	Yes	
Nicotinic substitution therapy is available in:	Are the costs covered?	
Pharmacy	Fully	
Cessation services are available in:	Are the costs covered?	
Primary care services	Yes, in some	Fully
Hospitals	Yes, in some	Fully
Doctor's offices	No	---
The community	Yes, in some	No
Other	No	---

... Data not reported/not available

--- Data not required/not applicable

For definitions of the indicators and color-coded ratings, see Technical Note (Chapter 6 - Report on Tobacco Control for the Region of the Americas 2022)

W (HEALTH WARNINGS)

Health warnings required by law	Yes
Images	Yes
Size (average-front/back)	65-30/100
Ban on misleading terms	Yes
Is any feature missing?	Yes
Does the law mandate plain packaging	No

E (ADVERTISING BANS)

Ban on direct advertising

Television, radio, and print media	Yes
Billboards	Yes
Advertising at points of sale	Yes
Internet	Yes

Ban on indirect advertising

Ban on promotion	Incomplete
Ban on sponsorship	No*
Ban on corporate social responsibility (CSR) activities	No

Ban on product display

Additional information in Table 9 and 10

*The law prohibits the sponsorship of cultural and sports activities. However, the law does not prohibit the sponsorship of other types of events and activities or individuals.

R (TAXATION)

Price of most sold brand (pack of 20 cigarettes)

In national currency	BRL	5.25
In international dollars		2.29

Tax (share of the final price of most sold brand)

Total taxes	81.55%
Specific excise taxes	28.57%
Ad valorem excise taxes	10.00%
Value-added tax (VAT)	32.00%
Import duties	0.00%
Other taxes	10.97%

Evolution of taxes and prices

	2008	2020
Tax (share of the final price of most sold brand)	57.15%	81.55%
Price of most sold brand (international dollars)	1.97	2.29



	WHO FRAMEWORK CONVENTION ON TOBACCO CONTROL	PROTOCOL TO ELIMINATE ILLICIT TRADE IN TOBACCO PRODUCTS
Date of signature (d/m/y):	16/06/2003	—
Date of the ratification or accession (d/m/y):	03/11/2005	14/06/2018 (accession)

Tobacco: prices and taxes

RETAIL PRICE PER PACK OF 20 CIGARETTES

		In local currency (BRL)	In international dollars (PPP) ¹
Most popular brand:	Rothmans	5.25	2.29
Most inexpensive brand:	Chesterfield	5.00	2.18
Most expensive brand:	Marlboro Gold KS	8.25	3.59

TAXES ON TOBACCO²

Taxes as percentage of the final price of the most sold brand

Excise taxes ³	Specific taxes ⁴	28.57%
	<i>Ad valorem</i> tax ⁵	10.00%
Value-added/sales tax (VAT)		32.00%
Import duty ⁶		0.00%
Other taxes		10.97%
Total excise taxes		81.55%

Design and administration of cigarette taxes

Are taxes applied in a mixed fashion (<i>ad valorem</i> and specific)?	Yes
If a mixed tax system is used, is the tax burden of specific taxes greater than that of <i>ad valorem</i> taxes? ⁷	Yes
If an <i>ad valorem</i> or mixed tax system exists, is a specific minimum tax applied? ⁸	No

1 The international dollar is a currency unit adjusted for purchasing power parity (PPP) that is used to compare the value of products and services in different countries.

2 Taxes: taxes imposed on goods or services which cause consumers to pay higher prices.

3 Excise taxes: these have a greater impact on public health since they are applied exclusively to tobacco products and raise their relative price compared to other products and services.

4 Specific tax: it is established in relation to quantity, for example, a set quantity of cigarettes, or by weight.

5 *Ad valorem* tax: it is based on the value of the product, such as a percentage of the retail price, the manufacturer's price, etc.

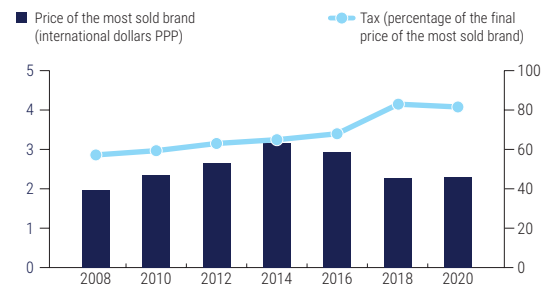
6 The effectiveness of import duties in raising sales prices has been declining as countries have signed bilateral, regional, and global trade agreements.

7 Specific excise taxes tend to raise consumer prices more, relatively, than *ad valorem* taxes. Imposing the same specific excise tax on all cigarettes sends the clear message that they are all equally detrimental.

8 If the tax calculated falls below a specified minimum level, a specific tax rate is applied.

EVOLUTION OF TAXES AND PRICES ON THE MOST POPULAR BRAND OF CIGARETTES

	2008	2010	2012	2014	2016	2018	2020
Tax (percentage of the final price of the most sold brand)	57.15%	59.35%	63.15%	64.94%	67.95%	82.97%	81.55%
Price of the most sold brand (international dollars PPP)	1.97	2.34	2.65	3.17	2.93	2.27	2.29



EVOLUTION OF THE PRICE OF CIGARETTES COMPARED TO INCOME

	2010	2012	2014	2016	2018	2020
Percentage of per capita GDP required to purchase 100 packs of 20 cigarettes of the most sold brand*	1.63%	1.75%	2.01%	2.04%	1.51%	1.57%

Have cigarettes become less affordable since 2010?

No change⁹

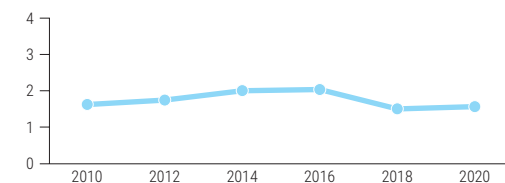
Did cigarettes become less affordable between 2018 and 2020?

Yes

* Note that a higher percentage implies a lower affordability and a greater disincentive to consume cigarettes

9 Affordability is considered unchanged (2010-2020) if the least-squares growth rate is not statistically significant at the 5% level.

Percentage of GDP per capita required to purchase 100 packs of 20 cigarettes of the most sold brand*



SUPPLEMENTARY INFORMATION ON TAXES

Are sales of duty (or excise) free cigarettes banned?	No
Are tobacco tax revenues (or part of) earmarked for health purposes?	No

--- Data not reported/not available

--- Data not required/not applicable

Prevalence of tobacco use

Youth

POPULATION GROUP	CURRENT TOBACCO USE (SMOKED AND SMOKELESS) (%)	CURRENT TOBACCO SMOKING (%)	CURRENT CIGARETTE SMOKING (%)	CURRENT SMOKELESS TOBACCO USE (%)	CURRENT ELECTRONIC CIGARETTE USE (%)
Men	...	1.1	...	0.8	11.7
Women	...	0.9	...	0.5	10.4
Total	...	1.0	...	0.6	11.1

Note: Moderate sampling variability, interpret with caution (female smokeless use only).

Source: Canadian Student Tobacco, Alcohol and Drugs Survey (CSTADS), 2018-19 (grades 7-9).

Adult

POPULATION GROUP	CURRENT TOBACCO USE (SMOKED AND SMOKELESS) (%)	CURRENT TOBACCO SMOKING (%)	CURRENT CIGARETTE SMOKING (%)	CURRENT SMOKELESS TOBACCO USE (%)	CURRENT ELECTRONIC CIGARETTE USE (%)
Men	15.9	12.7	12.6	0.7	5.8
Women	12.0	11.1	11.0	<1*	3.6
Total	14.0	11.9	11.9	0.4	4.7

Note: * High sampling variability - although an estimate may be determined from the table, data should be suppressed.

Source: Canadian Tobacco and Nicotine Survey, 2019 (15+ years).

MPOWER Measures

M (MONITORING)

Survey	Youth	Adults
Recent	Yes	Yes
National representativeness	Yes	Yes
Periodic	Yes	Yes

P (SMOKE-FREE POLICIES)

Health centers	Yes ¹
Schools (except universities)	Yes ¹
Universities	Yes ¹
Government buildings	Yes
Offices	No
Restaurants	Yes ¹
Bars and pubs	Yes ¹
Public transportation	Yes ¹
All other indoor public places	---

¹ Ban/measure is in effect in all subnational jurisdictions.

O (CESSATION)

Toll-free quitline	Yes	
Nicotinic substitution therapy is available in:	Are the costs covered?	
Pharmacy	Partially	
Cessation services are available in:	Are the costs covered?	
Primary care services	Yes, in most	Partially
Hospitals	Yes, in most	Partially
Doctor's offices	Yes, in most	Fully
The community	Yes, in some	No
Other	Yes, in some	Partially

... Data not reported/not available

--- Data not required/not applicable

For definitions of the indicators and color-coded ratings, see Technical Note (Chapter 6 - Report on Tobacco Control for the Region of the Americas 2022)

W (HEALTH WARNINGS)

Health warnings required by law	Yes
Images	Yes
Size (average-front/back)	75-75/75
Ban on misleading terms	Yes
Is any feature missing?	Yes
Does the law mandate plain packaging	Yes

E (ADVERTISING BANS)

Ban on direct advertising	
Television, radio, and print media	Yes
Billboards	Yes
Advertising at points of sale	No
Internet	Yes
Ban on indirect advertising	
Ban on promotion	Incomplete
Ban on sponsorship	No
Ban on corporate social responsibility (CSR) activities	No
Ban on product display	No

Additional information in Table 9 and 10

R (TAXATION)

Price of most sold brand (pack of 20 cigarettes)		
In national currency	CAD	12.85
In international dollars		10.78
Tax (share of the final price of most sold brand)		
Total taxes		61.71%
Specific excise taxes		52.81%
Ad valorem excise taxes		0.00%
Value-added tax (VAT)		8.90%
Import duties		0.00%
Other taxes		0.00%

Evolution of taxes and prices

	2008	2020
Tax (share of the final price of most sold brand)	64.55%	61.71%
Price of most sold brand (international dollars)	6.32	10.78



	WHO FRAMEWORK CONVENTION ON TOBACCO CONTROL	PROTOCOL TO ELIMINATE ILLICIT TRADE IN TOBACCO PRODUCTS
Date of signature (d/m/y):	15/07/2003	—
Date of the ratification or accession (d/m/y):	26/11/2004	—

Tobacco: prices and taxes

RETAIL PRICE PER PACK OF 20 CIGARETTES

	In local currency (CAD)	In international dollars (PPP) ¹
Most popular brand: ---	12.85	10.78
Most inexpensive brand: LD Red KS	9.59	8.04
Most expensive brand: Canadian Classics Original KS	14.88	12.48

TAXES ON TOBACCO²

Taxes as percentage of the final price of the most sold brand

Excise taxes ³	Specific taxes ⁴	52.81%
	<i>Ad valorem</i> tax ⁵	0.00%
Value-added/sales tax (VAT)		8.90%
Import duty ⁶		0.00%
Other taxes		0.00%
Total excise taxes		61.71%

Design and administration of cigarette taxes

Are taxes applied in a mixed fashion (<i>ad valorem</i> and specific)?	No
If a mixed tax system is used, is the tax burden of specific taxes greater than that of <i>ad valorem</i> taxes? ⁷	---
If an <i>ad valorem</i> or mixed tax system exists, is a specific minimum tax applied? ⁸	---

1 The international dollar is a currency unit adjusted for purchasing power parity (PPP) that is used to compare the value of products and services in different countries.

2 Taxes: taxes imposed on goods or services which cause consumers to pay higher prices.

3 Excise taxes: these have a greater impact on public health since they are applied exclusively to tobacco products and raise their relative price compared to other products and services.

4 Specific tax: it is established in relation to quantity, for example, a set quantity of cigarettes, or by weight.

5 *Ad valorem* tax: it is based on the value of the product, such as a percentage of the retail price, the manufacturer's price, etc.

6 The effectiveness of import duties in raising sales prices has been declining as countries have signed bilateral, regional, and global trade agreements.

7 Specific excise taxes tend to raise consumer prices more, relatively, than *ad valorem* taxes. Imposing the same specific excise tax on all cigarettes sends the clear message that they are all equally detrimental.

8 If the tax calculated falls below a specified minimum level, a specific tax rate is applied.

EVOLUTION OF TAXES AND PRICES ON THE MOST POPULAR BRAND OF CIGARETTES

	2008	2010	2012	2014	2016	2018	2020 ⁹
Tax (percentage of the final price of the most sold brand)	64.55%	62.22%	64.45%	69.80%	66.21%	64.35%	61.71%
Price of the most sold brand (international dollars PPP)	6.32	7.08	6.82	7.52	8.52	9.86	10.78

9 The country has increased excise taxes on tobacco since 2018; however, due to price variability, the effect is not necessarily seen in the tax indicator.

Note: Subnational rates and national excise taxation rates have been used by WHO to reflect an average Canadian taxation rate. Consequently, the reported taxation rates will be different to the posted tax rates. The price is a sales-weighted average of the price in Canada for the most sold brand.

EVOLUTION OF THE PRICE OF CIGARETTES COMPARED TO INCOME

	2010	2012	2014	2016	2018	2020
Percentage of per capita GDP required to purchase 100 packs of 20 cigarettes of the most sold brand*	1.77%	1.61%	1.64%	1.83%	1.96%	2.27%

Have cigarettes become less affordable since 2010? Yes

Did cigarettes become less affordable between 2018 and 2020? Yes

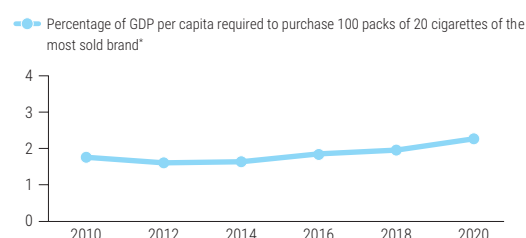
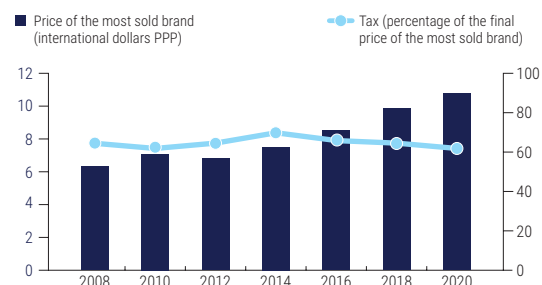
* Note that a higher percentage implies a lower affordability and a greater disincentive to consume cigarettes

SUPPLEMENTARY INFORMATION ON TAXES

Are sales of duty (or excise) free cigarettes banned?	No
Are tobacco tax revenues (or part of) earmarked for health purposes?	No

--- Data not reported/not available

--- Data not required/not applicable



CHILE

Prevalence of tobacco use

Youth

POPULATION GROUP	CURRENT TOBACCO USE (SMOKED AND SMOKELESS) (%)	CURRENT TOBACCO SMOKING (%)	CURRENT CIGARETTE SMOKING (%)	CURRENT SMOKELESS TOBACCO USE (%)	CURRENT ELECTRONIC CIGARETTE USE (%)
Men	...	13.1
Women	...	17.3
Total	...	15.2

Source: National Study of Drugs in the School Population of Chile, 2019 (13-17 years).

Adult

POPULATION GROUP	CURRENT TOBACCO USE (SMOKED AND SMOKELESS) (%)	CURRENT TOBACCO SMOKING (%)	CURRENT CIGARETTE SMOKING (%)	CURRENT SMOKELESS TOBACCO USE (%)	CURRENT ELECTRONIC CIGARETTE USE (%)
Men	33.4	...	2.0
Women	28.8	...	1.1
Total	31.1	...	1.5

Source: National Survey of Drugs in the General Population, 2018 (12-64 years).

MPOWER Measures

M (MONITORING)

Survey	Youth	Adults
Recent	Yes	Yes
National representativeness	Yes	Yes
Periodic	Yes	Yes

P (SMOKE-FREE POLICIES)

Health centers	Yes
Schools (except universities)	Yes
Universities	Yes
Government buildings	Yes
Offices	Yes
Restaurants	Yes
Bars and pubs	Yes
Public transportation	Yes
All other indoor public places	Yes

O (CESSATION)

Toll-free quitline	Yes	
Nicotinic substitution therapy is available in:	Are the costs covered?	
Pharmacy, with prescription	No	
Cessation services are available in:	Are the costs covered?	
Primary care services	No	---
Hospitals	No	---
Doctor's offices	No	---
The community	No	---
Other	No	---

... Data not reported/not available

--- Data not required/not applicable

For definitions of the indicators and color-coded ratings, see Technical Note (Chapter 6 - Report on Tobacco Control for the Region of the Americas 2022)

W (HEALTH WARNINGS)

Health warnings required by law	Yes
Images	Yes
Size (average-front/back)	50-50/50
Ban on misleading terms	Yes
Is any feature missing?	Yes
Does the law mandate plain packaging	No

E (ADVERTISING BANS)

Ban on direct advertising	
Television, radio, and print media	Yes
Billboards	Yes
Advertising at points of sale	Yes
Internet	Yes
Ban on indirect advertising	
Ban on promotion	Incomplete
Ban on sponsorship	No
Ban on corporate social responsibility (CSR) activities	No
Ban on product display	No

Additional information in Table 9 and 10

R (TAXATION)

Price of most sold brand (pack of 20 cigarettes)		
In national currency	CLP	3,044.00
In international dollars		7.06
Tax (share of the final price of most sold brand)		
Total taxes		80.04%
Specific excise taxes		34.07%
Ad valorem excise taxes		30.00%
Value-added tax (VAT)		15.97%
Import duties		0.00%
Other taxes		0.00%
Evolution of taxes and prices	2008	2020
Tax (share of the final price of most sold brand)	76.37%	80.04%
Price of most sold brand (international dollars)	3.49	7.06



	WHO FRAMEWORK CONVENTION ON TOBACCO CONTROL	PROTOCOL TO ELIMINATE ILLICIT TRADE IN TOBACCO PRODUCTS
Date of signature (d/m/y):	25/09/2003	—
Date of the ratification or accession (d/m/y):	13/06/2005	—

Tobacco: prices and taxes

RETAIL PRICE PER PACK OF 20 CIGARETTES

		In local currency (CLP)	In international dollars (PPP) ¹
Most popular brand:	Pall Mall	3,044.00	7.06
Most inexpensive brand:	Malaga	1,000.00	2.32
Most expensive brand:	Marlboro	3,500.00	8.12

TAXES ON TOBACCO²

Taxes as percentage of the final price of the most sold brand

Excise taxes ³	Specific taxes ⁴	34.07%
	<i>Ad valorem</i> tax ⁵	30.00%
Value-added/sales tax (VAT)		15.97%
Import duty ⁶		0.00%
Other taxes		0.00%
Total excise taxes		80.04%

Design and administration of cigarette taxes

Are taxes applied in a mixed fashion (*ad valorem* and specific)?

Yes

If a mixed tax system is used, is the tax burden of specific taxes greater than that of *ad valorem* taxes?⁷

Yes

If an *ad valorem* or mixed tax system exists, is a specific minimum tax applied?⁸

No

1 The international dollar is a currency unit adjusted for purchasing power parity (PPP) that is used to compare the value of products and services in different countries.

2 Taxes: taxes imposed on goods or services which cause consumers to pay higher prices.

3 Excise taxes: these have a greater impact on public health since they are applied exclusively to tobacco products and raise their relative price compared to other products and services.

4 Specific tax: it is established in relation to quantity, for example, a set quantity of cigarettes, or by weight.

5 *Ad valorem* tax: it is based on the value of the product, such as a percentage of the retail price, the manufacturer's price, etc.

6 The effectiveness of import duties in raising sales prices has been declining as countries have signed bilateral, regional, and global trade agreements.

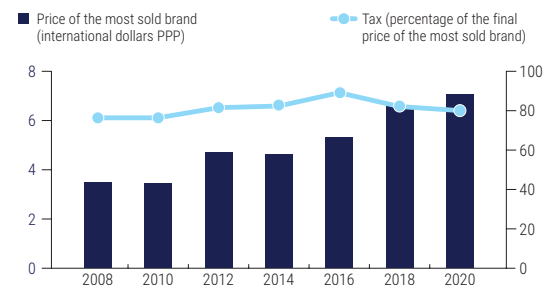
7 Specific excise taxes tend to raise consumer prices more, relatively, than *ad valorem* taxes. Imposing the same specific excise tax on all cigarettes sends the clear message that they are all equally detrimental.

8 If the tax calculated falls below a specified minimum level, a specific tax rate is applied.

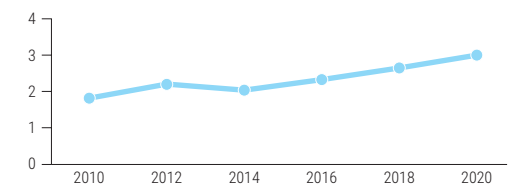
EVOLUTION OF TAXES AND PRICES ON THE MOST POPULAR BRAND OF CIGARETTES

	2008	2010	2012	2014	2016	2018	2020 ⁹
Tax (percentage of the final price of the most sold brand)	76.37%	76.37%	81.54%	82.85%	89.13%	82.36%	80.04%
Price of the most sold brand (international dollars PPP)	3.49	3.45	4.71	4.63	5.31	6.57	7.06

9 The country has increased excise taxes on tobacco since 2018; however, due to price variability, the effect is not necessarily seen in the tax indicator.



Percentage of GDP per capita required to purchase 100 packs of 20 cigarettes of the most sold brand*



EVOLUTION OF THE PRICE OF CIGARETTES COMPARED TO INCOME

	2010	2012	2014	2016	2018	2020
Percentage of per capita GDP required to purchase 100 packs of 20 cigarettes of the most sold brand*	1.82%	2.20%	2.04%	2.33%	2.65%	3.01%

Have cigarettes become less affordable since 2010? Yes

Did cigarettes become less affordable between 2018 and 2020? Yes

* Note that a higher percentage implies a lower affordability and a greater disincentive to consume cigarettes

SUPPLEMENTARY INFORMATION ON TAXES

Are sales of duty (or excise) free cigarettes banned?	No
Are tobacco tax revenues (or part of) earmarked for health purposes?	No

--- Data not reported/not available

--- Data not required/not applicable

COLOMBIA

Prevalence of tobacco use

Youth

POPULATION GROUP	CURRENT TOBACCO USE (SMOKED AND SMOKELESS) (%)	CURRENT TOBACCO SMOKING (%)	CURRENT CIGARETTE SMOKING (%)	CURRENT SMOKELESS TOBACCO USE (%)	CURRENT ELECTRONIC CIGARETTE USE (%)
Men	20.6	...	9.2	4.2	9.0
Women	19.6	...	8.6	3.5	8.8
Total	20.2	...	9.0	3.9	9.0

Source: National Youth Tobacco Survey, 2017 (13-15 years).

Adult

POPULATION GROUP	CURRENT TOBACCO USE (SMOKED AND SMOKELESS) (%)	CURRENT TOBACCO SMOKING (%)	CURRENT CIGARETTE SMOKING (%)	CURRENT SMOKELESS TOBACCO USE (%)	CURRENT ELECTRONIC CIGARETTE USE (%)
Men	...	13.8	1.0
Women	...	6.0	0.4
Total	...	9.8	0.7

Source: National Survey on the Use of Psychoactive Substances in Colombia, 2019 (12-65 years).

MPOWER Measures

M (MONITORING)

Survey	Youth	Adults
Recent	Yes	Yes
National representativeness	Yes	Yes
Periodic	No	Yes

P (SMOKE-FREE POLICIES)

Health centers	Yes
Schools (except universities)	Yes
Universities	Yes
Government buildings	Yes
Offices	Yes
Restaurants	Yes
Bars and pubs	Yes
Public transportation	Yes
All other indoor public places	Yes

O (CESSATION)

Toll-free quitline No

Nicotinic substitution therapy is available in:	Are the costs covered?
Pharmacy	Partially

Cessation services are available in:	Are the costs covered?
Primary care services	Yes, in some Fully
Hospitals	Yes, in some Fully
Doctor's offices	Yes, in some No
The community	No ---
Other	Yes, in some No

... Data not reported/not available

--- Data not required/not applicable

For definitions of the indicators and color-coded ratings, see Technical Note (Chapter 6 - Report on Tobacco Control for the Region of the Americas 2022)

W (HEALTH WARNINGS)

Health warnings required by law	Yes
Images	Yes
Size (average-front/back)	30-30/30
Ban on misleading terms	Yes
Is any feature missing?	Yes
Does the law mandate plain packaging	No

E (ADVERTISING BANS)

Ban on direct advertising

Television, radio, and print media	Yes
Billboards	Yes
Advertising at points of sale	Yes
Internet	Yes

Ban on indirect advertising

Ban on promotion	Yes (2)
Ban on sponsorship	No
Ban on corporate social responsibility (CSR) activities	No

Ban on product display

	Yes
--	-----

Note: Although the law does not explicitly ban the usage of brand names of non-tobacco products for tobacco products (brand sharing) and does not provide a definition of tobacco advertising and promotion, we interpret that brand sharing is covered by the existing ban of all forms of advertising and promotion because this country is a Party to the WHO FCTC and we assume that the WHO FCTC definition applies.

R (TAXATION)

Price of most sold brand (pack of 20 cigarettes)

In national currency	COP	5,152.00
In international dollars		3.67

Tax (share of the final price of most sold brand)

Total taxes	73.13%
Specific excise taxes	47.17%
Ad valorem excise taxes	10.00%
Value-added tax (VAT)	15.97%
Import duties	0.00%
Other taxes	0.00%

Evolution of taxes and prices

	2008	2020
Tax (share of the final price of most sold brand)	34.31%	73.13%
Price of most sold brand (international dollars)	1.67	3.67



	WHO FRAMEWORK CONVENTION ON TOBACCO CONTROL	PROTOCOL TO ELIMINATE ILLICIT TRADE IN TOBACCO PRODUCTS
Date of signature (d/m/y):	—	21/02/2013
Date of the ratification or accession (d/m/y):	10/04/2008 (accession)	—

Tobacco: prices and taxes

RETAIL PRICE PER PACK OF 20 CIGARETTES		In local currency (COP)	In international dollars (PPP) ¹
Most popular brand:	Boston	5,152.00	3.67
Most inexpensive brand:	Fly	2,201.00	1.57
Most expensive brand:	Marlboro	7,154.00	5.10

TAXES ON TOBACCO ²			
Taxes as percentage of the final price of the most sold brand			
Excise taxes ³	Specific taxes ⁴	47.17%	
	<i>Ad valorem</i> tax ⁵	10.00%	
Value-added/sales tax (VAT)		15.97%	
Import duty ⁶		0.00%	
Other taxes		0.00%	
Total excise taxes		73.13%	

Design and administration of cigarette taxes

Are taxes applied in a mixed fashion (<i>ad valorem</i> and specific)?	Yes
If a mixed tax system is used, is the tax burden of specific taxes greater than that of <i>ad valorem</i> taxes? ⁷	Yes
If an <i>ad valorem</i> or mixed tax system exists, is a specific minimum tax applied? ⁸	No

- The international dollar is a currency unit adjusted for purchasing power parity (PPP) that is used to compare the value of products and services in different countries.
- Taxes: taxes imposed on goods or services which cause consumers to pay higher prices.
- Excise taxes: these have a greater impact on public health since they are applied exclusively to tobacco products and raise their relative price compared to other products and services.
- Specific tax: it is established in relation to quantity, for example, a set quantity of cigarettes, or by weight.
- Ad valorem* tax: it is based on the value of the product, such as a percentage of the retail price, the manufacturer's price, etc.
- The effectiveness of import duties in raising sales prices has been declining as countries have signed bilateral, regional, and global trade agreements.
- Specific excise taxes tend to raise consumer prices more, relatively, than *ad valorem* taxes. Imposing the same specific excise tax on all cigarettes sends the clear message that they are all equally detrimental.
- If the tax calculated falls below a specified minimum level, a specific tax rate is applied.

EVOLUTION OF TAXES AND PRICES ON THE MOST POPULAR BRAND OF CIGARETTES							
	2008	2010	2012	2014	2016	2018	2020 ⁹
Tax (percentage of the final price of the most sold brand)	34.31%	49.93%	50.59%	49.44%	49.51%	78.43%	73.13%
Price of the most sold brand (international dollars PPP)	1.67	1.68	1.89	2.03	2.12	2.98	3.67

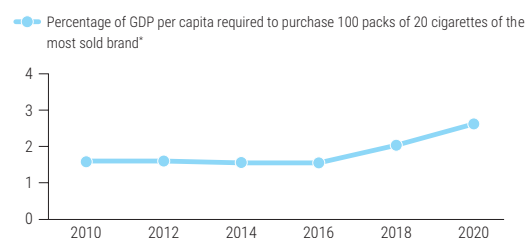
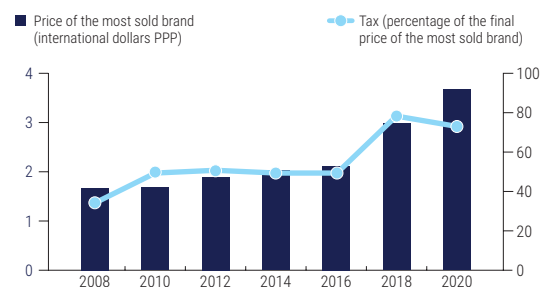
- The country has increased excise taxes on tobacco since 2018; however, due to price variability, the effect is not necessarily seen in the tax indicator.

EVOLUTION OF THE PRICE OF CIGARETTES COMPARED TO INCOME						
	2010	2012	2014	2016	2018	2020
Percentage of per capita GDP required to purchase 100 packs of 20 cigarettes of the most sold brand*	1.57%	1.59%	1.55%	1.54%	2.02%	2.60%

Have cigarettes become less affordable since 2010? Yes

Did cigarettes become less affordable between 2018 and 2020? Yes

* Note that a higher percentage implies a lower affordability and a greater disincentive to consume cigarettes



SUPPLEMENTARY INFORMATION ON TAXES	
Are sales of duty (or excise) free cigarettes banned?	Yes
Are tobacco tax revenues (or part of) earmarked for health purposes?	The total proceeds from the <i>ad valorem</i> tobacco excise tax (10% of retail price) and most proceeds from the specific tobacco excise are used to fund the national health insurance. Additionally, a smaller proportion of the specific excise tax funds sports.

--- Data not reported/not available

--- Data not required/not applicable

COSTA RICA

Prevalence of tobacco use

Youth

POPULATION GROUP	CURRENT TOBACCO USE (SMOKED AND SMOKELESS) (%)	CURRENT TOBACCO SMOKING (%)	CURRENT CIGARETTE SMOKING (%)	CURRENT SMOKELESS TOBACCO USE (%)	CURRENT ELECTRONIC CIGARETTE USE (%)
Men	9.7	9.0	5.7	1.7	...
Women	8.1	7.6	4.3	1.6	...
Total	8.9	8.3	5.0	1.6	...

Source: Global Youth Tobacco Survey, 2013 (13-15 years).

Adult

POPULATION GROUP	CURRENT TOBACCO USE (SMOKED AND SMOKELESS) (%)	CURRENT TOBACCO SMOKING (%)	CURRENT CIGARETTE SMOKING (%)	CURRENT SMOKELESS TOBACCO USE (%)	CURRENT ELECTRONIC CIGARETTE USE (%)
Men	13.6	13.4	13.1	0.1	1.6
Women	4.5	4.4	4.4	0.0	0.9
Total	9.1	8.9	8.8	0.1	1.3

Source: Global Adult Tobacco Survey (GATS), 2015 (15+ years).

MPOWER Measures

M (MONITORING)

Survey	Youth	Adults
Recent	No	Yes
National representativeness	Yes	Yes
Periodic	No	No

P (SMOKE-FREE POLICIES)

Health centers	Yes
Schools (except universities)	Yes
Universities	Yes
Government buildings	Yes
Offices	Yes
Restaurants	Yes
Bars and pubs	Yes
Public transportation	Yes
All other indoor public places	Yes

O (CESSATION)

Toll-free quitline	Yes	
Nicotinic substitution therapy is available in:	Are the costs covered?	
Pharmacy	Fully	
Cessation services are available in:	Are the costs covered?	
Primary care services	Yes, in some	Fully
Hospitals	Yes, in most	Fully
Doctor's offices	Yes, in some	Fully
The community	Yes, in some	Fully
Other	Yes, in some	Partially

... Data not reported/not available

--- Data not required/not applicable

For definitions of the indicators and color-coded ratings, see Technical Note (Chapter 6 - Report on Tobacco Control for the Region of the Americas 2022)

W (HEALTH WARNINGS)

Health warnings required by law	Yes
Images	Yes
Size (average-front/back)	50-50/50
Ban on misleading terms	Yes
Is any feature missing?	Yes
Does the law mandate plain packaging	No

E (ADVERTISING BANS)

Ban on direct advertising	
Television, radio, and print media	Yes
Billboards	Yes
Advertising at points of sale	Yes
Internet	Yes
Ban on indirect advertising	
Ban on promotion	Incomplete
Ban on sponsorship	Yes
Ban on corporate social responsibility (CSR) activities	Yes
Ban on product display	Yes

Additional information in Table 9 and 10

R (TAXATION)

Price of most sold brand (pack of 20 cigarettes)		
In national currency	CRC	2,200.00
In international dollars		6.30
Tax (share of the final price of most sold brand)		
Total taxes		53.62%
Specific excise taxes		21.98%
Ad valorem excise taxes		21.05%
Value-added tax (VAT)		8.98%
Import duties		0.00%
Other taxes		1.61%

Evolution of taxes and prices	2008	2020
Tax (share of the final price of most sold brand)	41.57%	53.62%
Price of most sold brand (international dollars)	2.56	6.30



	WHO FRAMEWORK CONVENTION ON TOBACCO CONTROL	PROTOCOL TO ELIMINATE ILLICIT TRADE IN TOBACCO PRODUCTS
Date of signature (d/m/y):	03/07/2003	21/03/2013
Date of the ratification or accession (d/m/y):	21/08/2008	07/03/2017

Tobacco: prices and taxes

RETAIL PRICE PER PACK OF 20 CIGARETTES

		In local currency (CRC)	In international dollars (PPP) ¹
Most popular brand:	Derby	2,200.00	6.30
Most inexpensive brand:	L&M	1,500.00	4.29
Most expensive brand:	Marlboro	2,200.00	6.30

TAXES ON TOBACCO²

Taxes as percentage of the final price of the most sold brand

Excise taxes ³	Specific taxes ⁴	21.98%
	<i>Ad valorem</i> tax ⁵	21.05%
Value-added/sales tax (VAT)		8.98%
Import duty ⁶		0.00%
Other taxes		1.61%
Total excise taxes		53.62%

Design and administration of cigarette taxes

Are taxes applied in a mixed fashion (<i>ad valorem</i> and specific)?	Yes
If a mixed tax system is used, is the tax burden of specific taxes greater than that of <i>ad valorem</i> taxes? ⁷	Yes
If an <i>ad valorem</i> or mixed tax system exists, is a specific minimum tax applied? ⁸	Yes

1 The international dollar is a currency unit adjusted for purchasing power parity (PPP) that is used to compare the value of products and services in different countries.

2 Taxes: taxes imposed on goods or services which cause consumers to pay higher prices.

3 Excise taxes: these have a greater impact on public health since they are applied exclusively to tobacco products and raise their relative price compared to other products and services.

4 Specific tax: it is established in relation to quantity, for example, a set quantity of cigarettes, or by weight.

5 *Ad valorem* tax: it is based on the value of the product, such as a percentage of the retail price, the manufacturer's price, etc.

6 The effectiveness of import duties in raising sales prices has been declining as countries have signed bilateral, regional, and global trade agreements.

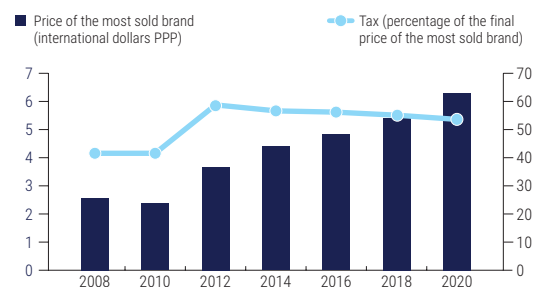
7 Specific excise taxes tend to raise consumer prices more, relatively, than *ad valorem* taxes. Imposing the same specific excise tax on all cigarettes sends the clear message that they are all equally detrimental.

8 If the tax calculated falls below a specified minimum level, a specific tax rate is applied.

EVOLUTION OF TAXES AND PRICES ON THE MOST POPULAR BRAND OF CIGARETTES

	2008	2010	2012	2014	2016	2018	2020 ⁹
Tax (percentage of the final price of the most sold brand)	41.57%	41.57%	58.48%	56.64%	56.21%	55.11%	53.62%
Price of the most sold brand (international dollars PPP)	2.56	2.38	3.67	4.40	4.82	5.41	6.30

9 The country has increased excise taxes on tobacco since 2018; however, due to price variability, the effect is not necessarily seen in the tax indicator.



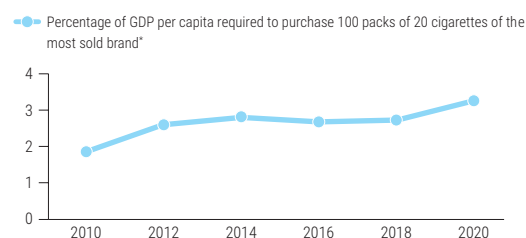
EVOLUTION OF THE PRICE OF CIGARETTES COMPARED TO INCOME

	2010	2012	2014	2016	2018	2020
Percentage of per capita GDP required to purchase 100 packs of 20 cigarettes of the most sold brand*	1.86%	2.60%	2.82%	2.68%	2.73%	3.26%

Have cigarettes become less affordable since 2010? Yes

Did cigarettes become less affordable between 2018 and 2020? Yes

* Note that a higher percentage implies a lower affordability and a greater disincentive to consume cigarettes



SUPPLEMENTARY INFORMATION ON TAXES

Are sales of duty (or excise) free cigarettes banned?	No
Are tobacco tax revenues (or part of) earmarked for health purposes?	All revenues from the specific excise tax (CRC 483.6 per pack) are used to fund programs for the prevention and treatment of diseases related to tobacco use, cancer treatment, harmful use of alcohol, and sports.

--- Data not reported/not available

--- Data not required/not applicable

Prevalence of tobacco use

Youth

POPULATION GROUP	CURRENT TOBACCO USE (SMOKED AND SMOKELESS) (%)	CURRENT TOBACCO SMOKING (%)	CURRENT CIGARETTE SMOKING (%)	CURRENT SMOKELESS TOBACCO USE (%)	CURRENT ELECTRONIC CIGARETTE USE (%)
Men	13.0	11.8	10.2	1.9	7.6
Women	9.7	7.6	7.1	2.6	4.2
Total	11.5	9.8	8.7	2.3	6.1

Source: Global Youth Tobacco Survey, 2013 (13-15 years).

Adult

POPULATION GROUP	CURRENT TOBACCO USE (SMOKED AND SMOKELESS) (%)	CURRENT TOBACCO SMOKING (%)	CURRENT CIGARETTE SMOKING (%)	CURRENT SMOKELESS TOBACCO USE (%)	CURRENT ELECTRONIC CIGARETTE USE (%)
Men	23.4	23.4	22.7
Women	10.5	10.5	10.4
Total

Source: Multiple Indicator Cluster Survey (MICS), 2019 (15-49 years).

MPOWER Measures

M (MONITORING)

Survey	Youth	Adults
Recent	Yes	Yes
National representativeness	Yes	Yes
Periodic	No	Yes

P (SMOKE-FREE POLICIES)

Health centers	Yes
Schools (except universities)	Yes
Universities	Yes
Government buildings	No
Offices	No
Restaurants	No
Bars and pubs	No
Public transportation	Yes
All other indoor public places	---

O (CESSATION)

Toll-free quitline	Yes	
Nicotinic substitution therapy is available in:	Are the costs covered?	
Not available	---	
Cessation services are available in:	Are the costs covered?	
Primary care services	Yes, in most	Fully
Hospitals	Yes, in most	Fully
Doctor's offices	Yes, in most	Fully
The community	Yes, in most	Fully
Other	Yes, in some	Fully

... Data not reported/not available

--- Data not required/not applicable

For definitions of the indicators and color-coded ratings, see Technical Note (Chapter 6 - Report on Tobacco Control for the Region of the Americas 2022)

W (HEALTH WARNINGS)

Health warnings required by law	Yes
Images	No
Size (average-front/back)	30-^(2)/^(2)
Ban on misleading terms	Yes
Is any feature missing?	Yes
Does the law mandate plain packaging	No

Notes: ^ Size not specified, (2) By law, health warnings must occupy either 30% of each of the main faces or 60% of one of them.

E (ADVERTISING BANS)

Ban on direct advertising	
Television, radio, and print media	No
Billboards	No
Advertising at points of sale	No
Internet	No
Ban on indirect advertising	
Ban on promotion	No
Ban on sponsorship	No
Ban on corporate social responsibility (CSR) activities	No
Ban on product display	No

R (TAXATION)

Price of most sold brand (pack of 20 cigarettes)	
In national currency	...
In international dollars	...
Tax (share of the final price of most sold brand)	
Total taxes	...
Specific excise taxes	...
Ad valorem excise taxes	...
Value-added tax (VAT)	...
Import duties	...
Other taxes	...

Evolution of taxes and prices	2008	2020
Tax (share of the final price of most sold brand)	75.00%	...
Price of most sold brand (international dollars)



	WHO FRAMEWORK CONVENTION ON TOBACCO CONTROL	PROTOCOL TO ELIMINATE ILLICIT TRADE IN TOBACCO PRODUCTS
Date of signature (d/m/y):	29/06/2004	—
Date of the ratification or accession (d/m/y):	—	—

Tobacco: prices and taxes

RETAIL PRICE PER PACK OF 20 CIGARETTES

	In local currency (---)	In international dollars (PPP) ¹
Most popular brand:	---	---
Most inexpensive brand:	---	---
Most expensive brand:	---	---

TAXES ON TOBACCO²

Taxes as percentage of the final price of the most sold brand

Excise taxes ³	Specific taxes ⁴	---
	<i>Ad valorem</i> tax ⁵	---
Value-added/sales tax (VAT)		---
Import duty ⁶		---
Other taxes		---
Total excise taxes		---

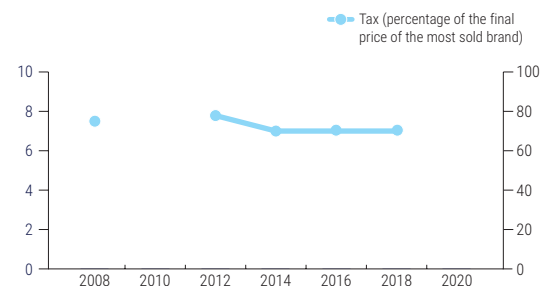
Design and administration of cigarette taxes

Are taxes applied in a mixed fashion (<i>ad valorem</i> and specific)?	No
If a mixed tax system is used, is the tax burden of specific taxes greater than that of <i>ad valorem</i> taxes? ⁷	---
If an <i>ad valorem</i> or mixed tax system exists, is a specific minimum tax applied? ⁸	---

- The international dollar is a currency unit adjusted for purchasing power parity (PPP) that is used to compare the value of products and services in different countries.
- Taxes: taxes imposed on goods or services which cause consumers to pay higher prices.
- Excise taxes: these have a greater impact on public health since they are applied exclusively to tobacco products and raise their relative price compared to other products and services.
- Specific tax: it is established in relation to quantity, for example, a set quantity of cigarettes, or by weight.
- Ad valorem* tax: it is based on the value of the product, such as a percentage of the retail price, the manufacturer's price, etc.
- The effectiveness of import duties in raising sales prices has been declining as countries have signed bilateral, regional, and global trade agreements.
- Specific excise taxes tend to raise consumer prices more, relatively, than *ad valorem* taxes. Imposing the same specific excise tax on all cigarettes sends the clear message that they are all equally detrimental.
- If the tax calculated falls below a specified minimum level, a specific tax rate is applied.

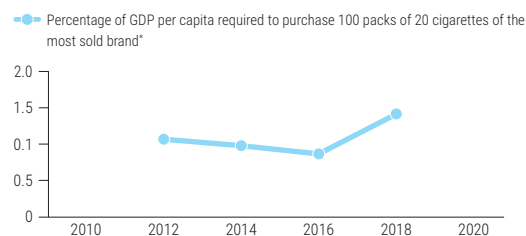
EVOLUTION OF TAXES AND PRICES ON THE MOST POPULAR BRAND OF CIGARETTES

	2008	2010	2012	2014	2016	2018	2020
Tax (percentage of the final price of the most sold brand)	75.00%	---	77.86%	70.00%	70.44%	70.25%	---
Price of the most sold brand (international dollars PPP)	---	---	---	---	---	---	---



EVOLUTION OF THE PRICE OF CIGARETTES COMPARED TO INCOME

	2010	2012	2014	2016	2018	2020
Percentage of per capita GDP required to purchase 100 packs of 20 cigarettes of the most sold brand*	---	10.77%	9.81%	8.68%	14.17%	---



Have cigarettes become less affordable since 2010? ---

Did cigarettes become less affordable between 2018 and 2020? ---

* Note that a higher percentage implies a lower affordability and a greater disincentive to consume cigarettes

SUPPLEMENTARY INFORMATION ON TAXES

Are sales of duty (or excise) free cigarettes banned?	---
Are tobacco tax revenues (or part of) earmarked for health purposes?	No

--- Data not reported/not available

--- Data not required/not applicable

DOMINICA

Prevalence of tobacco use

Youth

POPULATION GROUP	CURRENT TOBACCO USE (SMOKED AND SMOKELESS) (%)	CURRENT TOBACCO SMOKING (%)	CURRENT CIGARETTE SMOKING (%)	CURRENT SMOKELESS TOBACCO USE (%)	CURRENT ELECTRONIC CIGARETTE USE (%)
Men	30.4	...	13.8	10.2	...
Women	19.8	...	8.9	6.4	...
Total	25.3	...	11.6	8.4	...

Source: Global Youth Tobacco Survey, 2009 (13-15 years).

Adult

POPULATION GROUP	CURRENT TOBACCO USE (SMOKED AND SMOKELESS) (%)	CURRENT TOBACCO SMOKING (%)	CURRENT CIGARETTE SMOKING (%)	CURRENT SMOKELESS TOBACCO USE (%)	CURRENT ELECTRONIC CIGARETTE USE (%)
Men	17.0	16.6	...	1.6	...
Women	3.2	3.2	...	0.0	...
Total	10.4	10.2	...	0.8	...

Source: Dominica STEPS Survey, 2007-2008 (15-64 years).

MPOWER Measures

M (MONITORING)

Survey	Youth	Adults
Recent	No	No
National representativeness	Yes	Yes
Periodic	No	No

P (SMOKE-FREE POLICIES)

Health centers	No
Schools (except universities)	No
Universities	No
Government buildings	No
Offices	No
Restaurants	No
Bars and pubs	No
Public transportation	No
All other indoor public places	---

O (CESSATION)

Toll-free quitline	No	
Nicotinic substitution therapy is available in:	Are the costs covered?	
Not available	---	
Cessation services are available in:	Are the costs covered?	
Primary care services	No	---
Hospitals	No	---
Doctor's offices	No	---
The community	No	---
Other	No	---

... Data not reported/not available

--- Data not required/not applicable

For definitions of the indicators and color-coded ratings, see Technical Note (Chapter 6 - Report on Tobacco Control for the Region of the Americas 2022)

W (HEALTH WARNINGS)

Health warnings required by law	No
Images	---
Size (average-front/back)	---
Ban on misleading terms	No
Is any feature missing?	---
Does the law mandate plain packaging	No

E (ADVERTISING BANS)

Ban on direct advertising	
Television, radio, and print media	No
Billboards	No
Advertising at points of sale	No
Internet	No
Ban on indirect advertising	
Ban on promotion	No
Ban on sponsorship	No
Ban on corporate social responsibility (CSR) activities	No
Ban on product display	No

R (TAXATION)

Price of most sold brand (pack of 20 cigarettes)		
In national currency	XCD	5.00
In international dollars		2.90
Tax (share of the final price of most sold brand)		
Total taxes		22.72%
Specific excise taxes		9.68%
Ad valorem excise taxes		0.00%
Value-added tax (VAT)		13.04%
Import duties		0.00%
Other taxes		0.00%
Evolution of taxes and prices	2008	2020
Tax (share of the final price of most sold brand)	25.61%	22.72%
Price of most sold brand (international dollars)	1.98	2.90



	WHO FRAMEWORK CONVENTION ON TOBACCO CONTROL	PROTOCOL TO ELIMINATE ILLICIT TRADE IN TOBACCO PRODUCTS
Date of signature (d/m/y):	29/06/2004	—
Date of the ratification or accession (d/m/y):	24/07/2006	—

Tobacco: prices and taxes

RETAIL PRICE PER PACK OF 20 CIGARETTES

		In local currency (XCD)	In international dollars (PPP) ¹
Most popular brand:	Hillsborough	5.00	2.90
Most inexpensive brand:	Hillsborough	5.00	2.90
Most expensive brand:	Dunhill	5.78	3.35

TAXES ON TOBACCO²

Taxes as percentage of the final price of the most sold brand

Excise taxes ³	Specific taxes ⁴	9.68%
	<i>Ad valorem</i> tax ⁵	0.00%
Value-added/sales tax (VAT)		13.04%
Import duty ⁶		0.00%
Other taxes		0.00%
Total excise taxes		22.72%

Design and administration of cigarette taxes

Are taxes applied in a mixed fashion (<i>ad valorem</i> and specific)?	No
If a mixed tax system is used, is the tax burden of specific taxes greater than that of <i>ad valorem</i> taxes? ⁷	---
If an <i>ad valorem</i> or mixed tax system exists, is a specific minimum tax applied? ⁸	---

1 The international dollar is a currency unit adjusted for purchasing power parity (PPP) that is used to compare the value of products and services in different countries.

2 Taxes: taxes imposed on goods or services which cause consumers to pay higher prices.

3 Excise taxes: these have a greater impact on public health since they are applied exclusively to tobacco products and raise their relative price compared to other products and services.

4 Specific tax: it is established in relation to quantity, for example, a set quantity of cigarettes, or by weight.

5 *Ad valorem* tax: it is based on the value of the product, such as a percentage of the retail price, the manufacturer's price, etc.

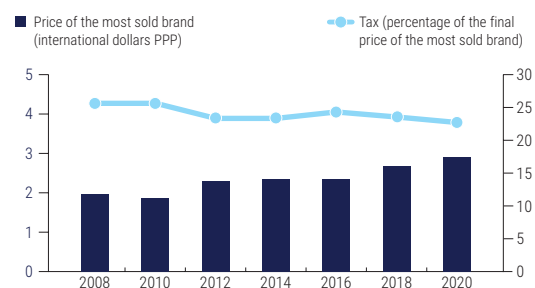
6 The effectiveness of import duties in raising sales prices has been declining as countries have signed bilateral, regional, and global trade agreements.

7 Specific excise taxes tend to raise consumer prices more, relatively, than *ad valorem* taxes. Imposing the same specific excise tax on all cigarettes sends the clear message that they are all equally detrimental.

8 If the tax calculated falls below a specified minimum level, a specific tax rate is applied.

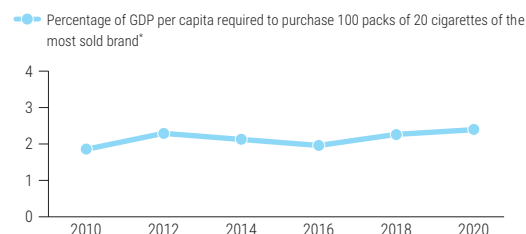
EVOLUTION OF TAXES AND PRICES ON THE MOST POPULAR BRAND OF CIGARETTES

	2008	2010	2012	2014	2016	2018	2020
Tax (percentage of the final price of the most sold brand)	25.61%	25.61%	23.40%	23.40%	24.30%	23.57%	22.72%
Price of the most sold brand (international dollars PPP)	1.98	1.86	2.29	2.35	2.35	2.67	2.90



EVOLUTION OF THE PRICE OF CIGARETTES COMPARED TO INCOME

	2010	2012	2014	2016	2018	2020
Percentage of per capita GDP required to purchase 100 packs of 20 cigarettes of the most sold brand*	1.86%	2.29%	2.13%	1.96%	2.26%	2.40%



Have cigarettes become less affordable since 2010? No change⁹

Did cigarettes become less affordable between 2018 and 2020? Yes

* Note that a higher percentage implies a lower affordability and a greater disincentive to consume cigarettes

9 Affordability is considered unchanged (2010-2020) if the least-squares growth rate is not statistically significant at the 5% level.

SUPPLEMENTARY INFORMATION ON TAXES

Are sales of duty (or excise) free cigarettes banned?	No
Are tobacco tax revenues (or part of) earmarked for health purposes?	No

--- Data not reported/not available

--- Data not required/not applicable

DOMINICAN REPUBLIC

Prevalence of tobacco use

Youth

POPULATION GROUP	CURRENT TOBACCO USE (SMOKED AND SMOKELESS) (%)	CURRENT TOBACCO SMOKING (%)	CURRENT CIGARETTE SMOKING (%)	CURRENT SMOKELESS TOBACCO USE (%)	CURRENT ELECTRONIC CIGARETTE USE (%)
Men	8.3	4.2	2.4	4.2	7.9
Women	6.0	4.0	1.8	2.3	6.9
Total	7.4	4.4	2.4	3.1	7.7

Source: Global Youth Tobacco Survey, 2016 (13-15 years).

Adult

POPULATION GROUP	CURRENT TOBACCO USE (SMOKED AND SMOKELESS) (%)	CURRENT TOBACCO SMOKING (%)	CURRENT CIGARETTE SMOKING (%)	CURRENT SMOKELESS TOBACCO USE (%)	CURRENT ELECTRONIC CIGARETTE USE (%)
Men	12.8	...	9.2	1.9	...
Women	4.6	...	3.9	0.3	...
Total

Source: Demographic and Health Survey, 2013 (women 15-49 years, men 15-59 years) and Demographic and Health Survey, 2007 (15-49 years).

MPOWER Measures

M (MONITORING)

Survey	Youth	Adults
Recent	Yes	No
National representativeness	Yes	Yes
Periodic	Yes	No

P (SMOKE-FREE POLICIES)

Health centers	Yes
Schools (except universities)	Yes
Universities	Yes
Government buildings	No
Offices	No
Restaurants	No
Bars and pubs	No
Public transportation	No
All other indoor public places	---

O (CESSATION)

Toll-free quitline	No	
Nicotinic substitution therapy is available in:	Are the costs covered?	
Pharmacy	No	
Cessation services are available in:	Are the costs covered?	
Primary care services	No	---
Hospitals	No	---
Doctor's offices	Yes, in most	No
The community	No	---
Other	Yes, in some	No

... Data not reported/not available

--- Data not required/not applicable

For definitions of the indicators and color-coded ratings, see Technical Note (Chapter 6 - Report on Tobacco Control for the Region of the Americas 2022)

W (HEALTH WARNINGS)

Health warnings required by law	Yes
Images	No
Size (average-front/back)	^
Ban on misleading terms	No
Is any feature missing?	Incomplete
Does the law mandate plain packaging	No

Notes: ^ Size not specified.

Additional information in Table 8

E (ADVERTISING BANS)

Ban on direct advertising	
Television, radio, and print media	No
Billboards	No
Advertising at points of sale	No
Internet	No
Ban on indirect advertising	
Ban on promotion	No
Ban on sponsorship	No
Ban on corporate social responsibility (CSR) activities	No
Ban on product display	No

R (TAXATION)

Price of most sold brand (pack of 20 cigarettes)		
In national currency	DOP	300.00
In international dollars		13.30
Tax (share of the final price of most sold brand)		
Total taxes		44.27%
Specific excise taxes		17.87%
Ad valorem excise taxes		11.15%
Value-added tax (VAT)		15.25%
Import duties		0.00%
Other taxes		0.00%
Evolution of taxes and prices	2008	2020
Tax (share of the final price of most sold brand)	57.03%	44.27%
Price of most sold brand (international dollars)	5.97	13.30



	WHO FRAMEWORK CONVENTION ON TOBACCO CONTROL	PROTOCOL TO ELIMINATE ILLICIT TRADE IN TOBACCO PRODUCTS
Date of signature (d/m/y):	—	—
Date of the ratification or accession (d/m/y):	—	—

Tobacco: prices and taxes

RETAIL PRICE PER PACK OF 20 CIGARETTES

		In local currency (DOP)	In international dollars (PPP) ¹
Most popular brand:	Nacional	300.00	13.30
Most inexpensive brand:	L&M	250.00	11.08
Most expensive brand:	Marlboro	330.00	14.63

TAXES ON TOBACCO²

Taxes as percentage of the final price of the most sold brand

Excise taxes ³	Specific taxes ⁴	17.87%
	<i>Ad valorem</i> tax ⁵	11.15%
Value-added/sales tax (VAT)		15.25%
Import duty ⁶		0.00%
Other taxes		0.00%
Total excise taxes		44.27%

Design and administration of cigarette taxes

Are taxes applied in a mixed fashion (<i>ad valorem</i> and specific)?	Yes
If a mixed tax system is used, is the tax burden of specific taxes greater than that of <i>ad valorem</i> taxes? ⁷	Yes
If an <i>ad valorem</i> or mixed tax system exists, is a specific minimum tax applied? ⁸	No

1 The international dollar is a currency unit adjusted for purchasing power parity (PPP) that is used to compare the value of products and services in different countries.

2 Taxes: taxes imposed on goods or services which cause consumers to pay higher prices.

3 Excise taxes: these have a greater impact on public health since they are applied exclusively to tobacco products and raise their relative price compared to other products and services.

4 Specific tax: it is established in relation to quantity, for example, a set quantity of cigarettes, or by weight.

5 *Ad valorem* tax: it is based on the value of the product, such as a percentage of the retail price, the manufacturer's price, etc.

6 The effectiveness of import duties in raising sales prices has been declining as countries have signed bilateral, regional, and global trade agreements.

7 Specific excise taxes tend to raise consumer prices more, relatively, than *ad valorem* taxes. Imposing the same specific excise tax on all cigarettes sends the clear message that they are all equally detrimental.

8 If the tax calculated falls below a specified minimum level, a specific tax rate is applied.

EVOLUTION OF TAXES AND PRICES ON THE MOST POPULAR BRAND OF CIGARETTES

	2008	2010	2012	2014	2016	2018	2020 ⁹
Tax (percentage of the final price of the most sold brand)	57.03%	57.11%	58.59%	58.87%	57.21%	51.11%	44.27%
Price of the most sold brand (international dollars PPP)	5.97	6.69	6.44	7.02	7.20	9.10	13.30

9 The country has increased excise taxes on tobacco since 2018; however, due to price variability, the effect is not necessarily seen in the tax indicator.

EVOLUTION OF THE PRICE OF CIGARETTES COMPARED TO INCOME

	2010	2012	2014	2016	2018	2020
Percentage of per capita GDP required to purchase 100 packs of 20 cigarettes of the most sold brand*	5.74%	5.27%	5.07%	4.33%	4.85%	7.08%

Have cigarettes become less affordable since 2010? No change¹⁰

Did cigarettes become less affordable between 2018 and 2020? Yes

* Note that a higher percentage implies a lower affordability and a greater disincentive to consume cigarettes

¹⁰ Affordability is considered unchanged (2010-2020) if the least-squares growth rate is not statistically significant at the 5% level.

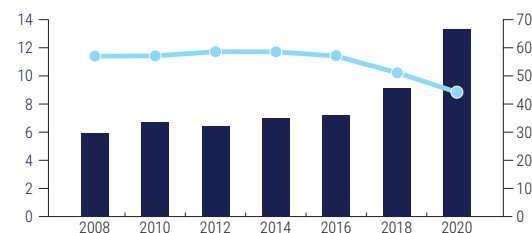
SUPPLEMENTARY INFORMATION ON TAXES

Are sales of duty (or excise) free cigarettes banned?	No
Are tobacco tax revenues (or part of) earmarked for health purposes?	No

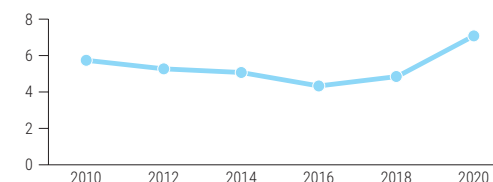
--- Data not reported/not available

--- Data not required/not applicable

■ Price of the most sold brand (international dollars PPP) ● Tax (percentage of the final price of the most sold brand)



● Percentage of GDP per capita required to purchase 100 packs of 20 cigarettes of the most sold brand*



ECUADOR

Prevalence of tobacco use

Youth

POPULATION GROUP	CURRENT TOBACCO USE (SMOKED AND SMOKELESS) (%)	CURRENT TOBACCO SMOKING (%)	CURRENT CIGARETTE SMOKING (%)	CURRENT SMOKELESS TOBACCO USE (%)	CURRENT ELECTRONIC CIGARETTE USE (%)
Men	15.3	13.9	8.9	2.5	12.7
Women	10.7	10.0	7.0	1.8	8.7
Total	13.0	11.8	8.0	2.1	10.7

Source: Global Youth Tobacco Survey, 2016 (13-15 years).

Adult

POPULATION GROUP	CURRENT TOBACCO USE (SMOKED AND SMOKELESS) (%)	CURRENT TOBACCO SMOKING (%)	CURRENT CIGARETTE SMOKING (%)	CURRENT SMOKELESS TOBACCO USE (%)	CURRENT ELECTRONIC CIGARETTE USE (%)
Men	23.8	23.8	19.3	0.0	1.7
Women	4.0	4.0	2.5	0.0	4.8
Total	13.7	13.7	10.7	0.0	2.2

Source: STEPS Survey, 2018 (18-69 years).

MPOWER Measures

M (MONITORING)

Survey	Youth	Adults
Recent	Yes	Yes
National representativeness	Yes	Yes
Periodic	Yes	Yes

P (SMOKE-FREE POLICIES)

Health centers	Yes
Schools (except universities)	Yes
Universities	Yes
Government buildings	Yes
Offices	Yes
Restaurants	Yes
Bars and pubs	Yes
Public transportation	Yes
All other indoor public places	No

O (CESSATION)

Toll-free quitline	Yes
Nicotinic substitution therapy is available in:	Are the costs covered?
Not available	---
Cessation services are available in:	Are the costs covered?
Primary care services	Yes, in some Fully
Hospitals	Yes, in some Fully
Doctor's offices	No ---
The community	No ---
Other	No ---

--- Data not reported/not available

--- Data not required/not applicable

For definitions of the indicators and color-coded ratings, see Technical Note (Chapter 6 - Report on Tobacco Control for the Region of the Americas 2022)

W (HEALTH WARNINGS)

Health warnings required by law	Yes
Images	Yes
Size (average-front/back)	60-60/60
Ban on misleading terms	Yes
Is any feature missing?	Yes
Does the law mandate plain packaging	No

E (ADVERTISING BANS)

Ban on direct advertising	
Television, radio, and print media	Yes
Billboards	Yes
Advertising at points of sale	No
Internet	Yes
Ban on indirect advertising	
Ban on promotion	Incomplete
Ban on sponsorship	No
Ban on corporate social responsibility (CSR) activities	No
Ban on product display	No

Additional information in Table 9 and 10

R (TAXATION)

Price of most sold brand (pack of 20 cigarettes)		
In national currency	USD	5.70
In international dollars		11.38
Tax (share of the final price of most sold brand)		
Total taxes		66.85%
Specific excise taxes		56.14%
Ad valorem excise taxes		0.00%
Value-added tax (VAT)		10.71%
Import duties		0.00%
Other taxes		0.00%

Evolution of taxes and prices	2008	2020
Tax (share of the final price of most sold brand)	64.29%	66.85%
Price of most sold brand (international dollars)	3.54	11.38



	WHO FRAMEWORK CONVENTION ON TOBACCO CONTROL	PROTOCOL TO ELIMINATE ILLICIT TRADE IN TOBACCO PRODUCTS
Date of signature (d/m/y):	22/03/2004	25/09/2013
Date of the ratification or accession (d/m/y):	25/07/2006	15/10/2015

Tobacco: prices and taxes

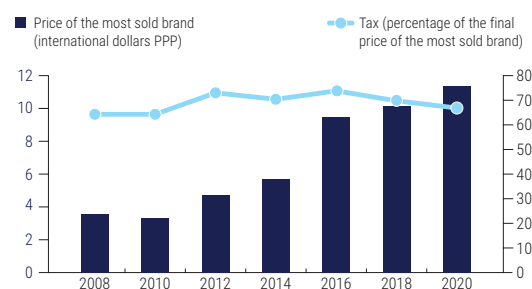
RETAIL PRICE PER PACK OF 20 CIGARETTES		
	In local currency (USD)	In international dollars (PPP) ¹
Most popular brand: Lark	5.70	11.38
Most inexpensive brand: L&M	5.10	10.18
Most expensive brand: Lark	5.70	11.38

TAXES ON TOBACCO ²		
Taxes as percentage of the final price of the most sold brand		
Excise taxes ³	Specific taxes ⁴	56.14%
	Ad valorem tax ⁵	0.00%
Value-added/sales tax (VAT)		10.71%
Import duty ⁶		0.00%
Other taxes		0.00%
Total excise taxes		66.85%

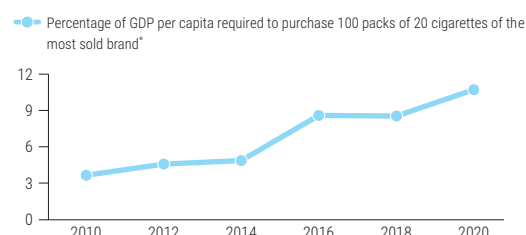
Design and administration of cigarette taxes	
Are taxes applied in a mixed fashion (<i>ad valorem</i> and specific)?	No
If a mixed tax system is used, is the tax burden of specific taxes greater than that of <i>ad valorem</i> taxes? ⁷	---
If an <i>ad valorem</i> or mixed tax system exists, is a specific minimum tax applied? ⁸	---

- The international dollar is a currency unit adjusted for purchasing power parity (PPP) that is used to compare the value of products and services in different countries.
- Taxes: taxes imposed on goods or services which cause consumers to pay higher prices.
- Excise taxes: these have a greater impact on public health since they are applied exclusively to tobacco products and raise their relative price compared to other products and services.
- Specific tax: it is established in relation to quantity, for example, a set quantity of cigarettes, or by weight.
- Ad valorem* tax: it is based on the value of the product, such as a percentage of the retail price, the manufacturer's price, etc.
- The effectiveness of import duties in raising sales prices has been declining as countries have signed bilateral, regional, and global trade agreements.
- Specific excise taxes tend to raise consumer prices more, relatively, than *ad valorem* taxes. Imposing the same specific excise tax on all cigarettes sends the clear message that they are all equally detrimental.
- If the tax calculated falls below a specified minimum level, a specific tax rate is applied.

EVOLUTION OF TAXES AND PRICES ON THE MOST POPULAR BRAND OF CIGARETTES							
	2008	2010	2012	2014	2016	2018	2020
Tax (percentage of the final price of the most sold brand)	64.29%	64.29%	73.02%	70.39%	73.82%	69.97%	66.85%
Price of the most sold brand (international dollars PPP)	3.54	3.33	4.72	5.70	9.47	10.15	11.38



EVOLUTION OF THE PRICE OF CIGARETTES COMPARED TO INCOME						
	2010	2012	2014	2016	2018	2020
Percentage of per capita GDP required to purchase 100 packs of 20 cigarettes of the most sold brand*	3.67%	4.59%	4.88%	8.60%	8.55%	10.72%



Have cigarettes become less affordable since 2010? Yes

Did cigarettes become less affordable between 2018 and 2020? Yes

* Note that a higher percentage implies a lower affordability and a greater disincentive to consume cigarettes

SUPPLEMENTARY INFORMATION ON TAXES	
Are sales of duty (or excise) free cigarettes banned?	Yes
Are tobacco tax revenues (or part of) earmarked for health purposes?	No

- Data not reported/not available
- Data not required/not applicable

EL SALVADOR

Prevalence of tobacco use

Youth

POPULATION GROUP	CURRENT TOBACCO USE (SMOKED AND SMOKELESS) (%)	CURRENT TOBACCO SMOKING (%)	CURRENT CIGARETTE SMOKING (%)	CURRENT SMOKELESS TOBACCO USE (%)	CURRENT ELECTRONIC CIGARETTE USE (%)
Men	15.3	14.7	11.4	2.1	3.3
Women	10.7	9.4	8.2	2.0	2.1
Total	13.1	12.2	9.9	2.0	2.7

Source: Global Youth Tobacco Survey, 2015 (13-15 years).

Adult

POPULATION GROUP	CURRENT TOBACCO USE (SMOKED AND SMOKELESS) (%)	CURRENT TOBACCO SMOKING (%)	CURRENT CIGARETTE SMOKING (%)	CURRENT SMOKELESS TOBACCO USE (%)	CURRENT ELECTRONIC CIGARETTE USE (%)
Men	...	15.1
Women	...	2.3
Total	...	7.8

Source: National Survey of Non-communicable Chronic Diseases in Adult Population, 2014-2015 (20+ years).

MPOWER Measures

M (MONITORING)

Survey	Youth	Adults
Recent	Yes	Yes
National representativeness	Yes	Yes
Periodic	No	No

P (SMOKE-FREE POLICIES)

Health centers	Yes
Schools (except universities)	Yes
Universities	Yes
Government buildings	Yes
Offices	Yes
Restaurants	Yes
Bars and pubs	Yes
Public transportation	Yes
All other indoor public places	Yes

O (CESSATION)

Toll-free quitline	Yes	
Nicotinic substitution therapy is available in:	Are the costs covered?	
Pharmacy, with prescription	Fully	
Cessation services are available in:	Are the costs covered?	
Primary care services	No	---
Hospitals	No	---
Doctor's offices	No	---
The community	No	---
Other	No	---

... Data not reported/not available

--- Data not required/not applicable

For definitions of the indicators and color-coded ratings, see Technical Note (Chapter 6 - Report on Tobacco Control for the Region of the Americas 2022)

W (HEALTH WARNINGS)

Health warnings required by law	Yes
Images	Yes
Size (average-front/back)	50-50/50
Ban on misleading terms	Yes
Is any feature missing?	Yes
Does the law mandate plain packaging	No

E (ADVERTISING BANS)


Ban on direct advertising	
Television, radio, and print media	Yes
Billboards	Yes
Advertising at points of sale	No
Internet	Yes
Ban on indirect advertising	
Ban on promotion	Incomplete
Ban on sponsorship	No
Ban on corporate social responsibility (CSR) activities	No
Ban on product display	No

Additional information in Table 9 and 10

R (TAXATION)

Price of most sold brand (pack of 20 cigarettes)		
In national currency	USD	3.17
In international dollars		6.97
Tax (share of the final price of most sold brand)		
Total taxes		46.55%
Specific excise taxes		14.20%
Ad valorem excise taxes		20.85%
Value-added tax (VAT)		11.50%
Import duties		0.00%
Other taxes		0.00%

Evolution of taxes and prices	2008	2020
Tax (share of the final price of most sold brand)	41.47%	46.55%
Price of most sold brand (international dollars)	2.89	6.97

	WHO FRAMEWORK CONVENTION ON TOBACCO CONTROL	PROTOCOL TO ELIMINATE ILLICIT TRADE IN TOBACCO PRODUCTS	
Date of signature (d/m/y):	18/03/2004	—	
Date of the ratification or accession (d/m/y):	21/07/2014	—	

Tobacco: prices and taxes

RETAIL PRICE PER PACK OF 20 CIGARETTES

		In local currency (USD)	In international dollars (PPP) ¹
Most popular brand:	Pall Mall	3.17	6.97
Most inexpensive brand:	L&M	2.85	6.26
Most expensive brand:	Marlboro	3.69	8.11

TAXES ON TOBACCO²

Taxes as percentage of the final price of the most sold brand

Excise taxes ³	Specific taxes ⁴	14.20%
	<i>Ad valorem</i> tax ⁵	20.85%
Value-added/sales tax (VAT)		11.50%
Import duty ⁶		0.00%
Other taxes		0.00%
Total excise taxes		46.55%

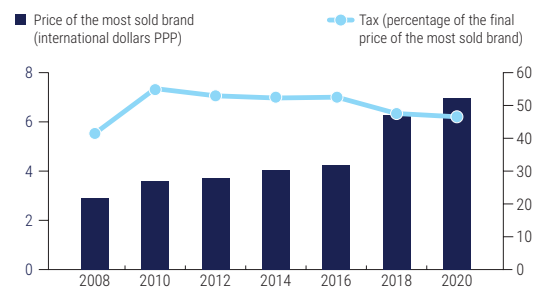
Design and administration of cigarette taxes

Are taxes applied in a mixed fashion (<i>ad valorem</i> and specific)?	Yes
If a mixed tax system is used, is the tax burden of specific taxes greater than that of <i>ad valorem</i> taxes? ⁷	No
If an <i>ad valorem</i> or mixed tax system exists, is a specific minimum tax applied? ⁸	No

- The international dollar is a currency unit adjusted for purchasing power parity (PPP) that is used to compare the value of products and services in different countries.
- Taxes: taxes imposed on goods or services which cause consumers to pay higher prices.
- Excise taxes: these have a greater impact on public health since they are applied exclusively to tobacco products and raise their relative price compared to other products and services.
- Specific tax: it is established in relation to quantity, for example, a set quantity of cigarettes, or by weight.
- Ad valorem* tax: it is based on the value of the product, such as a percentage of the retail price, the manufacturer's price, etc.
- The effectiveness of import duties in raising sales prices has been declining as countries have signed bilateral, regional, and global trade agreements.
- Specific excise taxes tend to raise consumer prices more, relatively, than *ad valorem* taxes. Imposing the same specific excise tax on all cigarettes sends the clear message that they are all equally detrimental.
- If the tax calculated falls below a specified minimum level, a specific tax rate is applied.

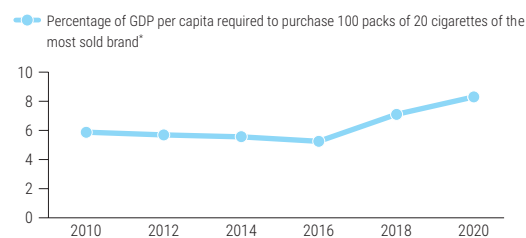
EVOLUTION OF TAXES AND PRICES ON THE MOST POPULAR BRAND OF CIGARETTES

	2008	2010	2012	2014	2016	2018	2020
Tax (percentage of the final price of the most sold brand)	41.47%	54.83%	52.94%	52.52%	52.52%	47.54%	46.55%
Price of the most sold brand (international dollars PPP)	2.89	3.59	3.72	4.03	4.23	6.27	6.97



EVOLUTION OF THE PRICE OF CIGARETTES COMPARED TO INCOME

	2010	2012	2014	2016	2018	2020
Percentage of per capita GDP required to purchase 100 packs of 20 cigarettes of the most sold brand*	5.87%	5.69%	5.57%	5.25%	7.10%	8.30%



Have cigarettes become less affordable since 2010? Yes

Did cigarettes become less affordable between 2018 and 2020? Yes

* Note that a higher percentage implies a lower affordability and a greater disincentive to consume cigarettes

SUPPLEMENTARY INFORMATION ON TAXES

Are sales of duty (or excise) free cigarettes banned?	No
Are tobacco tax revenues (or part of) earmarked for health purposes?	35% of revenues from excise taxes on tobacco, alcohol, and firearms, ammunition, and explosives fund FOSALUD (the solidarity fund for health).

--- Data not reported/not available

--- Data not required/not applicable

GRENADA

Prevalence of tobacco use

Youth

POPULATION GROUP	CURRENT TOBACCO USE (SMOKED AND SMOKELESS) (%)	CURRENT TOBACCO SMOKING (%)	CURRENT CIGARETTE SMOKING (%)	CURRENT SMOKELESS TOBACCO USE (%)	CURRENT ELECTRONIC CIGARETTE USE (%)
Men	12.5	11.0	6.7	2.0	9.7
Women	7.1	6.1	4.1	1.6	4.9
Total	9.7	8.4	5.4	1.8	7.2

Source: Global Youth Tobacco Survey, 2016 (13-15 years).

Adult

POPULATION GROUP	CURRENT TOBACCO USE (SMOKED AND SMOKELESS) (%)	CURRENT TOBACCO SMOKING (%)	CURRENT CIGARETTE SMOKING (%)	CURRENT SMOKELESS TOBACCO USE (%)	CURRENT ELECTRONIC CIGARETTE USE (%)
Men	...	30.7	...	2.2	...
Women	...	6.5	...	0.3	...
Total	...	18.7	...	1.2	...

Source: Grenada STEPS, 2010-2011 (25-64 years).

MPOWER Measures

M (MONITORING)

Survey	Youth	Adults
Recent	Yes	No
National representativeness	Yes	Yes
Periodic	No	No

P (SMOKE-FREE POLICIES)

Health centers	No
Schools (except universities)	No
Universities	No
Government buildings	No
Offices	No
Restaurants	No
Bars and pubs	No
Public transportation	No
All other indoor public places	---

O (CESSATION)

Toll-free quitline	No	
Nicotinic substitution therapy is available in:	Are the costs covered?	
Not available	---	
Cessation services are available in:	Are the costs covered?	
Primary care services	No	---
Hospitals	No	---
Doctor's offices	No	---
The community	No	---
Other	No	---

... Data not reported/not available

--- Data not required/not applicable

For definitions of the indicators and color-coded ratings, see Technical Note (Chapter 6 - Report on Tobacco Control for the Region of the Americas 2022)

W (HEALTH WARNINGS)

Health warnings required by law	No
Images	---
Size (average-front/back)	---
Ban on misleading terms	No
Is any feature missing?	---
Does the law mandate plain packaging	No

E (ADVERTISING BANS)

Ban on direct advertising	
Television, radio, and print media	No
Billboards	No
Advertising at points of sale	No
Internet	No
Ban on indirect advertising	
Ban on promotion	No
Ban on sponsorship	No
Ban on corporate social responsibility (CSR) activities	No
Ban on product display	No

R (TAXATION)

Price of most sold brand (pack of 20 cigarettes)		
In national currency
In international dollars		...
Tax (share of the final price of most sold brand)		
Total taxes	...	
Specific excise taxes	...	
Ad valorem excise taxes	...	
Value-added tax (VAT)	...	
Import duties	...	
Other taxes	...	

Evolution of taxes and prices	2008	2020
Tax (share of the final price of most sold brand)	40.50%	...
Price of most sold brand (international dollars)	3.28	...



	WHO FRAMEWORK CONVENTION ON TOBACCO CONTROL	PROTOCOL TO ELIMINATE ILLICIT TRADE IN TOBACCO PRODUCTS
Date of signature (d/m/y):	29/06/2004	—
Date of the ratification or accession (d/m/y):	14/08/2007	—

Tobacco: prices and taxes

RETAIL PRICE PER PACK OF 20 CIGARETTES

	In local currency (---)	In international dollars (PPP) ¹
Most popular brand: ---	---	---
Most inexpensive brand: ---	---	---
Most expensive brand: ---	---	---

TAXES ON TOBACCO²

Taxes as percentage of the final price of the most sold brand

Excise taxes ³	Specific taxes ⁴	---
	<i>Ad valorem</i> tax ⁵	---
Value-added/sales tax (VAT)		---
Import duty ⁶		---
Other taxes		---
Total excise taxes		---

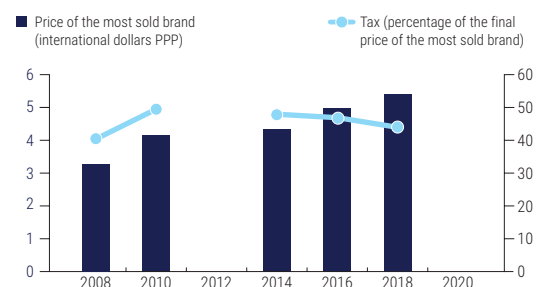
Design and administration of cigarette taxes

Are taxes applied in a mixed fashion (<i>ad valorem</i> and specific)?	No
If a mixed tax system is used, is the tax burden of specific taxes greater than that of <i>ad valorem</i> taxes? ⁷	---
If an <i>ad valorem</i> or mixed tax system exists, is a specific minimum tax applied? ⁸	---

- The international dollar is a currency unit adjusted for purchasing power parity (PPP) that is used to compare the value of products and services in different countries.
- Taxes: taxes imposed on goods or services which cause consumers to pay higher prices.
- Excise taxes: these have a greater impact on public health since they are applied exclusively to tobacco products and raise their relative price compared to other products and services.
- Specific tax: it is established in relation to quantity, for example, a set quantity of cigarettes, or by weight.
- Ad valorem* tax: it is based on the value of the product, such as a percentage of the retail price, the manufacturer's price, etc.
- The effectiveness of import duties in raising sales prices has been declining as countries have signed bilateral, regional, and global trade agreements.
- Specific excise taxes tend to raise consumer prices more, relatively, than *ad valorem* taxes. Imposing the same specific excise tax on all cigarettes sends the clear message that they are all equally detrimental.
- If the tax calculated falls below a specified minimum level, a specific tax rate is applied.

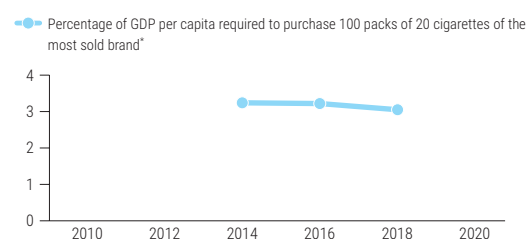
EVOLUTION OF TAXES AND PRICES ON THE MOST POPULAR BRAND OF CIGARETTES

	2008	2010	2012	2014	2016	2018	2020
Tax (percentage of the final price of the most sold brand)	40.50%	49.48%	---	47.76%	46.73%	44.02%	---
Price of the most sold brand (international dollars PPP)	3.28	4.16	---	4.33	4.97	5.41	---



EVOLUTION OF THE PRICE OF CIGARETTES COMPARED TO INCOME

	2010	2012	2014	2016	2018	2020
Percentage of per capita GDP required to purchase 100 packs of 20 cigarettes of the most sold brand*	3.77%	---	3.24%	3.22%	3.05%	---



Have cigarettes become less affordable since 2010? ---

Did cigarettes become less affordable between 2018 and 2020? ---

* Note that a higher percentage implies a lower affordability and a greater disincentive to consume cigarettes

SUPPLEMENTARY INFORMATION ON TAXES

Are sales of duty (or excise) free cigarettes banned?	---
Are tobacco tax revenues (or part of) earmarked for health purposes?	No

--- Data not reported/not available

--- Data not required/not applicable

GUATEMALA

Prevalence of tobacco use

Youth

POPULATION GROUP	CURRENT TOBACCO USE (SMOKED AND SMOKELESS) (%)	CURRENT TOBACCO SMOKING (%)	CURRENT CIGARETTE SMOKING (%)	CURRENT SMOKELESS TOBACCO USE (%)	CURRENT ELECTRONIC CIGARETTE USE (%)
Men	19.5	18.0	14.7	3.0	5.7
Women	14.4	13.2	11.1	1.8	5.2
Total	17.1	15.7	12.9	2.4	5.6

Source: Global Youth Tobacco Survey, 2015 (13-15 years).

Adult

POPULATION GROUP	CURRENT TOBACCO USE (SMOKED AND SMOKELESS) (%)	CURRENT TOBACCO SMOKING (%)	CURRENT CIGARETTE SMOKING (%)	CURRENT SMOKELESS TOBACCO USE (%)	CURRENT ELECTRONIC CIGARETTE USE (%)
Men	21.6	...	21.5
Women	1.6	...	1.5
Total

Source: VI National Survey of Maternal and Child Health, 2014-2015 (15-49 years).

MPOWER Measures

M (MONITORING)

Survey	Youth	Adults
Recent	Yes	Yes
National representativeness	Yes	Yes
Periodic	No	No

P (SMOKE-FREE POLICIES)

Health centers	Yes
Schools (except universities)	Yes
Universities	Yes
Government buildings	Yes
Offices	Yes
Restaurants	Yes
Bars and pubs	Yes
Public transportation	Yes
All other indoor public places	No

O (CESSATION)

Toll-free quitline	No	
Nicotinic substitution therapy is available in:	Are the costs covered?	
Pharmacy	No	
Cessation services are available in:	Are the costs covered?	
Primary care services	No	---
Hospitals	Yes, in some	Partially
Doctor's offices	Yes, in some	No
The community	No	---
Other	Yes, in some	No

... Data not reported/not available

--- Data not required/not applicable

For definitions of the indicators and color-coded ratings, see Technical Note (Chapter 6 - Report on Tobacco Control for the Region of the Americas 2022)

W (HEALTH WARNINGS)

Health warnings required by law	Yes
Images	No
Size (average-front/back)	13-25/0
Ban on misleading terms	No
Is any feature missing?	Yes
Does the law mandate plain packaging	No

E (ADVERTISING BANS)


Ban on direct advertising	
Television, radio, and print media	No
Billboards	No
Advertising at points of sale	No
Internet	No
Ban on indirect advertising	
Ban on promotion	Incomplete
Ban on sponsorship	No
Ban on corporate social responsibility (CSR) activities	No
Ban on product display	No

Additional information in Table 9 and 10

R (TAXATION)

Price of most sold brand (pack of 20 cigarettes)		
In national currency	GTQ	20.50
In international dollars		5.17
Tax (share of the final price of most sold brand)		
Total taxes		48.98%
Specific excise taxes		0.00%
Ad valorem excise taxes		38.27%
Value-added tax (VAT)		10.71%
Import duties		0.00%
Other taxes		0.00%

Evolution of taxes and prices	2008	2020
Tax (share of the final price of most sold brand)	51.79%	48.98%
Price of most sold brand (international dollars)	2.97	5.17

	WHO FRAMEWORK CONVENTION ON TOBACCO CONTROL	PROTOCOL TO ELIMINATE ILLICIT TRADE IN TOBACCO PRODUCTS	
Date of signature (d/m/y):	25/09/2003	—	
Date of the ratification or accession (d/m/y):	16/11/2005	—	

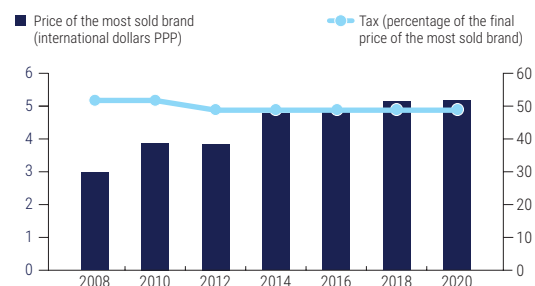
Tobacco: prices and taxes

RETAIL PRICE PER PACK OF 20 CIGARETTES		In local currency (GTQ)	In international dollars (PPP) ¹
Most popular brand:	Rubios	20.50	5.17
Most inexpensive brand:	Payaso	15.50	3.91
Most expensive brand:	Marlboro	23.49	5.92

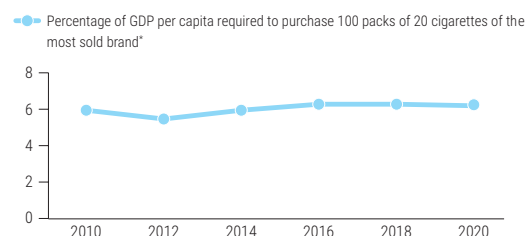
TAXES ON TOBACCO ²			Design and administration of cigarette taxes	
Taxes as percentage of the final price of the most sold brand			Are taxes applied in a mixed fashion (<i>ad valorem</i> and specific)?	
Excise taxes ³	Specific taxes ⁴	0.00%	No	
	<i>Ad valorem</i> tax ⁵	38.27%		
Value-added/sales tax (VAT)		10.71%	If a mixed tax system is used, is the tax burden of specific taxes greater than that of <i>ad valorem</i> taxes? ⁷	
Import duty ⁶		0.00%		
Other taxes		0.00%	If an <i>ad valorem</i> or mixed tax system exists, is a specific minimum tax applied? ⁸	
Total excise taxes		48.98%		

- The international dollar is a currency unit adjusted for purchasing power parity (PPP) that is used to compare the value of products and services in different countries.
- Taxes: taxes imposed on goods or services which cause consumers to pay higher prices.
- Excise taxes: these have a greater impact on public health since they are applied exclusively to tobacco products and raise their relative price compared to other products and services.
- Specific tax: it is established in relation to quantity, for example, a set quantity of cigarettes, or by weight.
- Ad valorem* tax: it is based on the value of the product, such as a percentage of the retail price, the manufacturer's price, etc.
- The effectiveness of import duties in raising sales prices has been declining as countries have signed bilateral, regional, and global trade agreements.
- Specific excise taxes tend to raise consumer prices more, relatively, than *ad valorem* taxes. Imposing the same specific excise tax on all cigarettes sends the clear message that they are all equally detrimental.
- If the tax calculated falls below a specified minimum level, a specific tax rate is applied.

EVOLUTION OF TAXES AND PRICES ON THE MOST POPULAR BRAND OF CIGARETTES							
	2008	2010	2012	2014	2016	2018	2020
Tax (percentage of the final price of the most sold brand)	51.79%	51.79%	48.98%	48.98%	48.98%	48.98%	48.98%
Price of the most sold brand (international dollars PPP)	2.97	3.87	3.84	4.78	4.92	5.14	5.17



EVOLUTION OF THE PRICE OF CIGARETTES COMPARED TO INCOME						
	2010	2012	2014	2016	2018	2020
Percentage of per capita GDP required to purchase 100 packs of 20 cigarettes of the most sold brand*	5.95%	5.47%	6.41%	6.28%	6.28%	6.25%



Have cigarettes become less affordable since 2010? No change⁹

Did cigarettes become less affordable between 2018 and 2020? No¹⁰

- * Note that a higher percentage implies a lower affordability and a greater disincentive to consume cigarettes
- ⁹ Affordability is considered unchanged (2010-2020) if the least-squares growth rate is not statistically significant at the 5% level.
- ¹⁰ Cigarettes became more expensive between 2018 and 2020, but became more affordable between 2018 and 2020.

SUPPLEMENTARY INFORMATION ON TAXES	
Are sales of duty (or excise) free cigarettes banned?	No
Are tobacco tax revenues (or part of) earmarked for health purposes?	All revenues from the excise tax on tobacco are used for health programs.

- Data not reported/not available
- Data not required/not applicable

GUYANA

Prevalence of tobacco use

Youth

POPULATION GROUP	CURRENT TOBACCO USE (SMOKED AND SMOKELESS) (%)	CURRENT TOBACCO SMOKING (%)	CURRENT CIGARETTE SMOKING (%)	CURRENT SMOKELESS TOBACCO USE (%)	CURRENT ELECTRONIC CIGARETTE USE (%)
Men	19.0	16.1	13.3	4.6	9.3
Women	10.4	7.5	3.8	3.0	8.0
Total	14.8	11.7	8.6	4.1	9.0

Source: Global Youth Tobacco Survey, 2015 (13-15 years).

Adult

POPULATION GROUP	CURRENT TOBACCO USE (SMOKED AND SMOKELESS) (%)	CURRENT TOBACCO SMOKING (%)	CURRENT CIGARETTE SMOKING (%)	CURRENT SMOKELESS TOBACCO USE (%)	CURRENT ELECTRONIC CIGARETTE USE (%)
Men	...	26.6	25.4
Women	...	3.3	2.8
Total	...	15.4	14.5

Source: Guyana STEPS Survey, 2016 (18-69 years).

MPOWER Measures

M (MONITORING)

Survey	Youth	Adults
Recent	Yes	Yes
National representativeness	Yes	Yes
Periodic	No	No

P (SMOKE-FREE POLICIES)

Health centers	Yes
Schools (except universities)	Yes
Universities	Yes
Government buildings	Yes
Offices	Yes
Restaurants	Yes
Bars and pubs	Yes
Public transportation	Yes
All other indoor public places	Yes

O (CESSATION)

Toll-free quitline No

Nicotinic substitution therapy is available in:	Are the costs covered?
Pharmacy	No

Cessation services are available in:	Are the costs covered?
Primary care services	Yes, in some Fully
Hospitals	Yes, in some Fully
Doctor's offices	No ---
The community	No ---
Other	Yes, in some Partially

... Data not reported/not available

--- Data not required/not applicable

For definitions of the indicators and color-coded ratings, see Technical Note (Chapter 6 - Report on Tobacco Control for the Region of the Americas 2022)

W (HEALTH WARNINGS)

Health warnings required by law	Yes
Images	Yes
Size (average-front/back)	60-60/60
Ban on misleading terms	Yes
Is any feature missing?	Yes
Does the law mandate plain packaging	No

E (ADVERTISING BANS)

Ban on direct advertising	
Television, radio, and print media	Yes
Billboards	Yes
Advertising at points of sale	Yes
Internet	Yes

Ban on indirect advertising	
Ban on promotion	Yes
Ban on sponsorship	Yes
Ban on corporate social responsibility (CSR) activities	Yes

Ban on product display Yes

R (TAXATION)

Price of most sold brand (pack of 20 cigarettes)		
In national currency	GYD	380.00
In international dollars		3.65

Tax (share of the final price of most sold brand)	
Total taxes	27.54%
Specific excise taxes	13.16%
Ad valorem excise taxes	0.00%
Value-added tax (VAT)	12.28%
Import duties	0.00%
Other taxes	2.11%

Evolution of taxes and prices	2008	2020
Tax (share of the final price of most sold brand)	28.04%	27.54%
Price of most sold brand (international dollars)	2.71	3.65



	WHO FRAMEWORK CONVENTION ON TOBACCO CONTROL	PROTOCOL TO ELIMINATE ILLICIT TRADE IN TOBACCO PRODUCTS
Date of signature (d/m/y):	—	—
Date of the ratification or accession (d/m/y):	15/09/2005 (accession)	—

Tobacco: prices and taxes

RETAIL PRICE PER PACK OF 20 CIGARETTES

		In local currency (GYD)	In international dollars (PPP) ¹
Most popular brand:	Pall Mall	380.00	3.65
Most inexpensive brand:	Manchester	270.00	2.60
Most expensive brand:	Dunhill	679.00	6.53

TAXES ON TOBACCO²

Taxes as percentage of the final price of the most sold brand

Excise taxes ³	Specific taxes ⁴	13.16%
	<i>Ad valorem</i> tax ⁵	0.00%
Value-added/sales tax (VAT)		12.28%
Import duty ⁶		0.00%
Other taxes		2.11%
Total excise taxes		27.54%

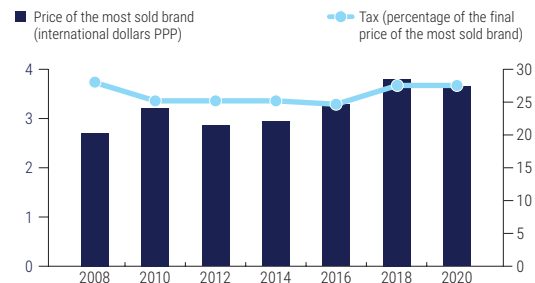
Design and administration of cigarette taxes

Are taxes applied in a mixed fashion (<i>ad valorem</i> and specific)?	No
If a mixed tax system is used, is the tax burden of specific taxes greater than that of <i>ad valorem</i> taxes? ⁷	---
If an <i>ad valorem</i> or mixed tax system exists, is a specific minimum tax applied? ⁸	---

- The international dollar is a currency unit adjusted for purchasing power parity (PPP) that is used to compare the value of products and services in different countries.
- Taxes: taxes imposed on goods or services which cause consumers to pay higher prices.
- Excise taxes: these have a greater impact on public health since they are applied exclusively to tobacco products and raise their relative price compared to other products and services.
- Specific tax: it is established in relation to quantity, for example, a set quantity of cigarettes, or by weight.
- Ad valorem* tax: it is based on the value of the product, such as a percentage of the retail price, the manufacturer's price, etc.
- The effectiveness of import duties in raising sales prices has been declining as countries have signed bilateral, regional, and global trade agreements.
- Specific excise taxes tend to raise consumer prices more, relatively, than *ad valorem* taxes. Imposing the same specific excise tax on all cigarettes sends the clear message that they are all equally detrimental.
- If the tax calculated falls below a specified minimum level, a specific tax rate is applied.

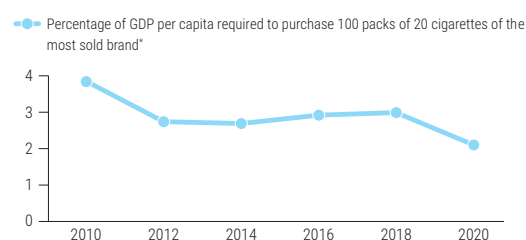
EVOLUTION OF TAXES AND PRICES ON THE MOST POPULAR BRAND OF CIGARETTES

	2008	2010	2012	2014	2016	2018	2020
Tax (percentage of the final price of the most sold brand)	28.04%	25.19%	25.19%	25.19%	24.68%	27.54%	27.54%
Price of the most sold brand (international dollars PPP)	2.71	3.21	2.86	2.94	3.29	3.80	3.65



EVOLUTION OF THE PRICE OF CIGARETTES COMPARED TO INCOME

	2010	2012	2014	2016	2018	2020
Percentage of per capita GDP required to purchase 100 packs of 20 cigarettes of the most sold brand*	3.84%	2.74%	2.69%	2.92%	2.99%	2.10%



Have cigarettes become less affordable since 2010?

No⁹

Did cigarettes become less affordable between 2018 and 2020?

No¹⁰

* Note that a higher percentage implies a lower affordability and a greater disincentive to consume cigarettes

⁹ The most sold brand of cigarettes has become more affordable since 2010.

¹⁰ Cigarettes became more expensive between 2018 and 2020 but became more affordable between 2018 and 2020.

SUPPLEMENTARY INFORMATION ON TAXES

Are sales of duty (or excise) free cigarettes banned?	No
Are tobacco tax revenues (or part of) earmarked for health purposes?	No

--- Data not reported/not available

--- Data not required/not applicable

HAITI

Prevalence of tobacco use

Youth

POPULATION GROUP	CURRENT TOBACCO USE (SMOKED AND SMOKELESS) (%)	CURRENT TOBACCO SMOKING (%)	CURRENT CIGARETTE SMOKING (%)	CURRENT SMOKELESS TOBACCO USE (%)	CURRENT ELECTRONIC CIGARETTE USE (%)
Men	20.3	...	14.1
Women	19.2	...	13.8
Total	19.7	...	14.0

Source: Global Youth Tobacco Survey, 2005 (13-15 years).

Adult

POPULATION GROUP	CURRENT TOBACCO USE (SMOKED AND SMOKELESS) (%)	CURRENT TOBACCO SMOKING (%)	CURRENT CIGARETTE SMOKING (%)	CURRENT SMOKELESS TOBACCO USE (%)	CURRENT ELECTRONIC CIGARETTE USE (%)
Men	...	9.8	9.6
Women	4.5	1.7	1.7	3.1	...
Total

Source: Mortality, Morbidity and Utilization of Services in Haiti, 2016-2017 (15-64 years).

MPOWER Measures

M (MONITORING)

Survey	Youth	Adults
Recent	No	No
National representativeness	No	Yes
Periodic	No	No

P (SMOKE-FREE POLICIES)

Health centers	No
Schools (except universities)	No
Universities	No
Government buildings	No
Offices	No
Restaurants	No
Bars and pubs	No
Public transportation	No
All other indoor public places	---

O (CESSATION)

Toll-free quitline	No	
Nicotinic substitution therapy is available in:	Are the costs covered?	
Not available	---	
Cessation services are available in:	Are the costs covered?	
Primary care services	No	---
Hospitals	No	---
Doctor's offices	No	---
The community	No	---
Other	No	---

... Data not reported/not available

--- Data not required/not applicable

For definitions of the indicators and color-coded ratings, see Technical Note (Chapter 6 - Report on Tobacco Control for the Region of the Americas 2022)

W (HEALTH WARNINGS)

Health warnings required by law	No
Images	---
Size (average-front/back)	---
Ban on misleading terms	No
Is any feature missing?	---
Does the law mandate plain packaging	No

E (ADVERTISING BANS)

Ban on direct advertising	
Television, radio, and print media	No
Billboards	No
Advertising at points of sale	No
Internet	No
Ban on indirect advertising	
Ban on promotion	No
Ban on sponsorship	No
Ban on corporate social responsibility (CSR) activities	No
Ban on product display	No

R (TAXATION)

Price of most sold brand (pack of 20 cigarettes)		
In national currency
In international dollars		...
Tax (share of the final price of most sold brand)		
Total taxes	...	
Specific excise taxes	...	
Ad valorem excise taxes	...	
Value-added tax (VAT)	...	
Import duties	...	
Other taxes	...	

Evolution of taxes and prices	2008	2020
Tax (share of the final price of most sold brand)
Price of most sold brand (international dollars)



	WHO FRAMEWORK CONVENTION ON TOBACCO CONTROL	PROTOCOL TO ELIMINATE ILLICIT TRADE IN TOBACCO PRODUCTS
Date of signature (d/m/y):	23/07/2003	—
Date of the ratification or accession (d/m/y):	—	—

Tobacco: prices and taxes

RETAIL PRICE PER PACK OF 20 CIGARETTES

	In local currency (---)	In international dollars (PPP) ¹
Most popular brand: ---	---	---
Most inexpensive brand: ---	---	---
Most expensive brand: ---	---	---

TAXES ON TOBACCO²

Taxes as percentage of the final price of the most sold brand

Excise taxes ³	Specific taxes ⁴	---
	<i>Ad valorem</i> tax ⁵	---
Value-added/sales tax (VAT)		---
Import duty ⁶		---
Other taxes		---
Total excise taxes		---

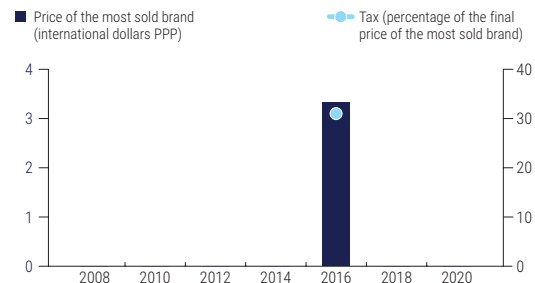
Design and administration of cigarette taxes

Are taxes applied in a mixed fashion (<i>ad valorem</i> and specific)?	No
If a mixed tax system is used, is the tax burden of specific taxes greater than that of <i>ad valorem</i> taxes? ⁷	---
If an <i>ad valorem</i> or mixed tax system exists, is a specific minimum tax applied? ⁸	---

- The international dollar is a currency unit adjusted for purchasing power parity (PPP) that is used to compare the value of products and services in different countries.
- Taxes: taxes imposed on goods or services which cause consumers to pay higher prices.
- Excise taxes: these have a greater impact on public health since they are applied exclusively to tobacco products and raise their relative price compared to other products and services.
- Specific tax: it is established in relation to quantity, for example, a set quantity of cigarettes, or by weight.
- Ad valorem* tax: it is based on the value of the product, such as a percentage of the retail price, the manufacturer's price, etc.
- The effectiveness of import duties in raising sales prices has been declining as countries have signed bilateral, regional, and global trade agreements.
- Specific excise taxes tend to raise consumer prices more, relatively, than *ad valorem* taxes. Imposing the same specific excise tax on all cigarettes sends the clear message that they are all equally detrimental.
- If the tax calculated falls below a specified minimum level, a specific tax rate is applied.

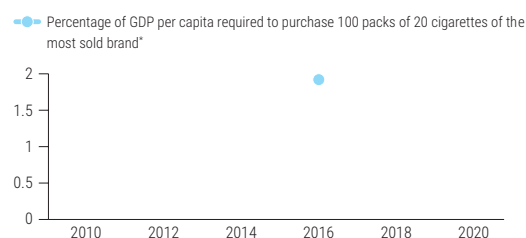
EVOLUTION OF TAXES AND PRICES ON THE MOST POPULAR BRAND OF CIGARETTES

	2008	2010	2012	2014	2016	2018	2020
Tax (percentage of the final price of the most sold brand)	---	---	---	---	31%	---	---
Price of the most sold brand (international dollars PPP)	---	---	---	---	3.33	---	---



EVOLUTION OF THE PRICE OF CIGARETTES COMPARED TO INCOME

	2010	2012	2014	2016	2018	2020
Percentage of per capita GDP required to purchase 100 packs of 20 cigarettes of the most sold brand*	---	---	---	18.92%	---	---



Have cigarettes become less affordable since 2010? ---

Did cigarettes become less affordable between 2018 and 2020? ---

* Note that a higher percentage implies a lower affordability and a greater disincentive to consume cigarettes

SUPPLEMENTARY INFORMATION ON TAXES

Are sales of duty (or excise) free cigarettes banned?	---
Are tobacco tax revenues (or part of) earmarked for health purposes?	No

--- Data not reported/not available

--- Data not required/not applicable

HONDURAS

Prevalence of tobacco use

Youth

POPULATION GROUP	CURRENT TOBACCO USE (SMOKED AND SMOKELESS) (%)	CURRENT TOBACCO SMOKING (%)	CURRENT CIGARETTE SMOKING (%)	CURRENT SMOKELESS TOBACCO USE (%)	CURRENT ELECTRONIC CIGARETTE USE (%)
Men	9.6	7.6	6.1	2.7	...
Women	6.4	4.8	4.4	1.9	...
Total	7.9	6.1	5.2	2.2	...

Source: Global Youth Tobacco Survey, 2016 (13-15 years).

Adult

POPULATION GROUP	CURRENT TOBACCO USE (SMOKED AND SMOKELESS) (%)	CURRENT TOBACCO SMOKING (%)	CURRENT CIGARETTE SMOKING (%)	CURRENT SMOKELESS TOBACCO USE (%)	CURRENT ELECTRONIC CIGARETTE USE (%)
Men	24.6	...	24.2
Women	1.8	...	1.7
Total

Source: National Demographic and Health Survey (ENDESA), 2011-12 (women 15-49 years, men 15-59 years).

MPOWER Measures

M (MONITORING)

Survey	Youth	Adults
Recent	Yes	Yes
National representativeness	Yes	Yes
Periodic	Yes	No

P (SMOKE-FREE POLICIES)

Health centers	Yes
Schools (except universities)	Yes
Universities	Yes
Government buildings	Yes
Offices	Yes
Restaurants	Yes
Bars and pubs	Yes
Public transportation	Yes
All other indoor public places	Yes

O (CESSATION)

Toll-free quitline Yes

Nicotinic substitution therapy is available in: Are the costs covered?
Not available ---

Cessation services are available in:		Are the costs covered?
Primary care services	Yes, in some	Fully
Hospitals	Yes, in some	Partially
Doctor's offices	Yes, in some	Partially
The community	No	---
Other	Yes, in some	Partially

... Data not reported/not available

--- Data not required/not applicable

For definitions of the indicators and color-coded ratings, see Technical Note (Chapter 6 - Report on Tobacco Control for the Region of the Americas 2022)

W (HEALTH WARNINGS)

Health warnings required by law	Yes
Images	Yes
Size (average-front/back)	50-50/50
Ban on misleading terms	Yes
Is any feature missing?	Yes
Does the law mandate plain packaging	No

E (ADVERTISING BANS)

Ban on direct advertising	
Television, radio, and print media	Yes
Billboards	Yes
Advertising at points of sale	No
Internet	No

Ban on indirect advertising	
Ban on promotion	No
Ban on sponsorship	No
Ban on corporate social responsibility (CSR) activities	No

Ban on product display No

Additional information in Table 9 and 10

R (TAXATION)

Price of most sold brand (pack of 20 cigarettes)		
In national currency	HNL	55.00
In international dollars		5.06

Tax (share of the final price of most sold brand)	
Total taxes	42.64%
Specific excise taxes	17.89%
Ad valorem excise taxes	0.00%
Value-added tax (VAT)	15.25%
Import duties	9.49%
Other taxes	0.00%

Evolution of taxes and prices	2008	2020
Tax (share of the final price of most sold brand)	45.25%	42.64%
Price of most sold brand (international dollars)	2.09	5.06



	WHO FRAMEWORK CONVENTION ON TOBACCO CONTROL	PROTOCOL TO ELIMINATE ILLICIT TRADE IN TOBACCO PRODUCTS
Date of signature (d/m/y):	18/06/2004	—
Date of the ratification or accession (d/m/y):	16/02/2005	—

Tobacco: prices and taxes

RETAIL PRICE PER PACK OF 20 CIGARETTES

		In local currency (HNL)	In international dollars (PPP) ¹
Most popular brand:	Belmont	55.00	5.06
Most inexpensive brand:	Modern	25.00	2.30
Most expensive brand:	Marlboro	55.00	5.06

TAXES ON TOBACCO²

Taxes as percentage of the final price of the most sold brand

Excise taxes ³	Specific taxes ⁴	17.89%
	<i>Ad valorem</i> tax ⁵	0.00%
Value-added/sales tax (VAT)		15.25%
Import duty ⁶		9.49%
Other taxes		0.00%
Total excise taxes		42.64%

Design and administration of cigarette taxes

Are taxes applied in a mixed fashion (<i>ad valorem</i> and specific)?	No
If a mixed tax system is used, is the tax burden of specific taxes greater than that of <i>ad valorem</i> taxes? ⁷	---
If an <i>ad valorem</i> or mixed tax system exists, is a specific minimum tax applied? ⁸	---

1 The international dollar is a currency unit adjusted for purchasing power parity (PPP) that is used to compare the value of products and services in different countries.

2 Taxes: taxes imposed on goods or services which cause consumers to pay higher prices.

3 Excise taxes: these have a greater impact on public health since they are applied exclusively to tobacco products and raise their relative price compared to other products and services.

4 Specific tax: it is established in relation to quantity, for example, a set quantity of cigarettes, or by weight.

5 *Ad valorem* tax: it is based on the value of the product, such as a percentage of the retail price, the manufacturer's price, etc.

6 The effectiveness of import duties in raising sales prices has been declining as countries have signed bilateral, regional, and global trade agreements.

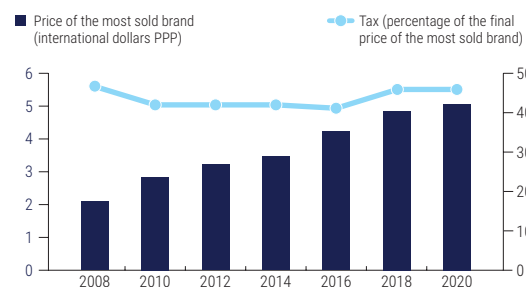
7 Specific excise taxes tend to raise consumer prices more, relatively, than *ad valorem* taxes. Imposing the same specific excise tax on all cigarettes sends the clear message that they are all equally detrimental.

8 If the tax calculated falls below a specified minimum level, a specific tax rate is applied.

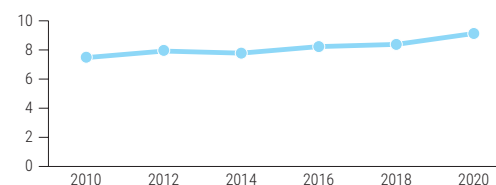
EVOLUTION OF TAXES AND PRICES ON THE MOST POPULAR BRAND OF CIGARETTES

	2008	2010	2012	2014	2016	2018	2020 ⁹
Tax (percentage of the final price of the most sold brand)	45.25%	38.97%	34.03%	36.76%	34.31%	41.86%	42.64%
Price of the most sold brand (international dollars PPP)	2.09	2.84	3.22	3.46	4.23	4.85	5.06

9 The country has increased excise taxes on tobacco since 2018; however, due to price variability, the effect is not necessarily seen in the tax indicator.



Percentage of GDP per capita required to purchase 100 packs of 20 cigarettes of the most sold brand*



EVOLUTION OF THE PRICE OF CIGARETTES COMPARED TO INCOME

	2010	2012	2014	2016	2018	2020
Percentage of per capita GDP required to purchase 100 packs of 20 cigarettes of the most sold brand*	7.50%	7.97%	7.78%	8.23%	8.38%	9.13%

Have cigarettes become less affordable since 2010? Yes

Did cigarettes become less affordable between 2018 and 2020? Yes

* Note that a higher percentage implies a lower affordability and a greater disincentive to consume cigarettes

SUPPLEMENTARY INFORMATION ON TAXES

Are sales of duty (or excise) free cigarettes banned?	No
Are tobacco tax revenues (or part of) earmarked for health purposes?	No

--- Data not reported/not available

--- Data not required/not applicable

Prevalence of tobacco use

Youth

POPULATION GROUP	CURRENT TOBACCO USE (SMOKED AND SMOKELESS) (%)	CURRENT TOBACCO SMOKING (%)	CURRENT CIGARETTE SMOKING (%)	CURRENT SMOKELESS TOBACCO USE (%)	CURRENT ELECTRONIC CIGARETTE USE (%)
Men	15.9	14.4	11.1	2.8	13.7
Women	15.0	13.9	10.9	2.5	9.7
Total	15.6	14.4	11.2	2.6	11.7

Source: Global Youth Tobacco Survey, 2017 (13-15 years)..

Adult

POPULATION GROUP	CURRENT TOBACCO USE (SMOKED AND SMOKELESS) (%)	CURRENT TOBACCO SMOKING (%)	CURRENT CIGARETTE SMOKING (%)	CURRENT SMOKELESS TOBACCO USE (%)	CURRENT ELECTRONIC CIGARETTE USE (%)
Men	...	26.0
Women	...	5.0
Total	...	15.0

Source: Health and Lifestyle Survey III, 2016-2017 (15+ years).

MPOWER Measures

M (MONITORING)

Survey	Youth	Adults
Recent	Yes	Yes
National representativeness	Yes	Yes
Periodic	No	No

P (SMOKE-FREE POLICIES)

Health centers	Yes
Schools (except universities)	Yes
Universities	Yes
Government buildings	Yes
Offices	Yes
Restaurants	Yes
Bars and pubs	Yes
Public transportation	Yes
All other indoor public places	Yes

O (CESSATION)

Toll-free quitline	Yes	
Nicotinic substitution therapy is available in:	Are the costs covered?	
Pharmacy, with prescription	Fully	
Cessation services are available in:	Are the costs covered?	
Primary care services	Yes, in most	Fully
Hospitals	Yes, in most	Fully
Doctor's offices	Yes, in some	Partially
The community	Yes, in some	No
Other	Yes, in some	Partially

... Data not reported/not available

--- Data not required/not applicable

For definitions of the indicators and color-coded ratings, see Technical Note (Chapter 6 - Report on Tobacco Control for the Region of the Americas 2022)

W (HEALTH WARNINGS)

Health warnings required by law	Yes
Images	Yes
Size (average-front/back)	60-60/60
Ban on misleading terms	Yes
Is any feature missing?	Yes
Does the law mandate plain packaging	No

E (ADVERTISING BANS)

Ban on direct advertising	
Television, radio, and print media	Incomplete
Billboards	No
Advertising at points of sale	No
Internet	No
Ban on indirect advertising	
Ban on promotion	No
Ban on sponsorship	No
Ban on corporate social responsibility (CSR) activities	No
Ban on product display	No

Additional information in Table 9 and 10

R (TAXATION)

Price of most sold brand (pack of 20 cigarettes)		
In national currency	JMD	1,219.00
In international dollars		16.82
Tax (share of the final price of most sold brand)		
Total taxes		42.58%
Specific excise taxes		27.89%
Ad valorem excise taxes		0.00%
Value-added tax (VAT)		13.04%
Import duties		0.00%
Other taxes		1.64%

Evolution of taxes and prices	2008	2020
Tax (share of the final price of most sold brand)	43.88%	42.58%
Price of most sold brand (international dollars)	9.32	16.82



	WHO FRAMEWORK CONVENTION ON TOBACCO CONTROL	PROTOCOL TO ELIMINATE ILLICIT TRADE IN TOBACCO PRODUCTS
Date of signature (d/m/y):	24/09/2003	—
Date of the ratification or accession (d/m/y):	07/07/2005	—

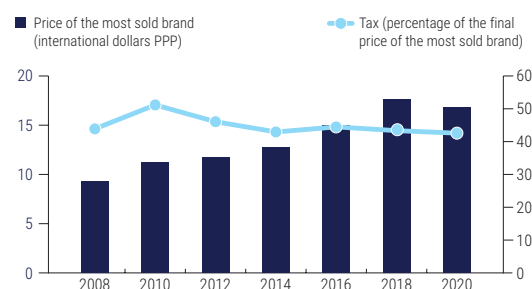
Tobacco: prices and taxes

RETAIL PRICE PER PACK OF 20 CIGARETTES		In local currency (JMD)	In international dollars (PPP) ¹
Most popular brand:	Craven A	1,219.00	16.82
Most inexpensive brand:	Pall Mall	842.95	11.63
Most expensive brand:	Rothmans	1,351.25	18.65

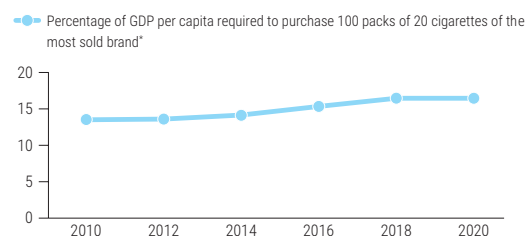
TAXES ON TOBACCO ²			Design and administration of cigarette taxes	
Taxes as percentage of the final price of the most sold brand			Are taxes applied in a mixed fashion (<i>ad valorem</i> and specific)?	
Excise taxes ³	Specific taxes ⁴	27.89%	If a mixed tax system is used, is the tax burden of specific taxes greater than that of <i>ad valorem</i> taxes? ⁷	No
	<i>Ad valorem</i> tax ⁵	0.00%		
Value-added/sales tax (VAT)			If an <i>ad valorem</i> or mixed tax system exists, is a specific minimum tax applied? ⁸	
Import duty ⁶			---	
Other taxes			---	
Total excise taxes				

- The international dollar is a currency unit adjusted for purchasing power parity (PPP) that is used to compare the value of products and services in different countries.
- Taxes: taxes imposed on goods or services which cause consumers to pay higher prices.
- Excise taxes: these have a greater impact on public health since they are applied exclusively to tobacco products and raise their relative price compared to other products and services.
- Specific tax: it is established in relation to quantity, for example, a set quantity of cigarettes, or by weight.
- Ad valorem* tax: it is based on the value of the product, such as a percentage of the retail price, the manufacturer's price, etc.
- The effectiveness of import duties in raising sales prices has been declining as countries have signed bilateral, regional, and global trade agreements.
- Specific excise taxes tend to raise consumer prices more, relatively, than *ad valorem* taxes. Imposing the same specific excise tax on all cigarettes sends the clear message that they are all equally detrimental.
- If the tax calculated falls below a specified minimum level, a specific tax rate is applied.

EVOLUTION OF TAXES AND PRICES ON THE MOST POPULAR BRAND OF CIGARETTES							
	2008	2010	2012	2014	2016	2018	2020
Tax (percentage of the final price of the most sold brand)	43.88%	51.18%	46.06%	42.94%	44.48%	43.62%	42.58%
Price of the most sold brand (international dollars PPP)	9.32	11.20	11.69	12.75	15.03	17.66	16.82



EVOLUTION OF THE PRICE OF CIGARETTES COMPARED TO INCOME						
	2010	2012	2014	2016	2018	2020
Percentage of per capita GDP required to purchase 100 packs of 20 cigarettes of the most sold brand*	13.54%	13.60%	14.12%	15.34%	16.47%	16.46%



Have cigarettes become less affordable since 2010? Yes

Did cigarettes become less affordable between 2018 and 2020? No⁹

* Note that a higher percentage implies a lower affordability and a greater disincentive to consume cigarettes
⁹ Cigarettes became more expensive between 2018 and 2020, but became more affordable between 2018 and 2020

SUPPLEMENTARY INFORMATION ON TAXES	
Are sales of duty (or excise) free cigarettes banned?	No
Are tobacco tax revenues (or part of) earmarked for health purposes?	20% of the revenues from the Special Consumption Tax on cigarettes is directed to the National Health Fund.

--- Data not reported/not available
 --- Data not required/not applicable

MEXICO

Prevalence of tobacco use

Youth

POPULATION GROUP	CURRENT TOBACCO USE (SMOKED AND SMOKELESS) (%)	CURRENT TOBACCO SMOKING (%)	CURRENT CIGARETTE SMOKING (%)	CURRENT SMOKELESS TOBACCO USE (%)	CURRENT ELECTRONIC CIGARETTE USE (%)
Men	21.6	19.8	15.8	5.9	...
Women	17.7	16.1	12.9	3.9	...
Total	19.8	18.1	14.6	4.9	...

Source: Global Youth Tobacco Survey, 2011 (13-15 years).

Adult

POPULATION GROUP	CURRENT TOBACCO USE (SMOKED AND SMOKELESS) (%)	CURRENT TOBACCO SMOKING (%)	CURRENT CIGARETTE SMOKING (%)	CURRENT SMOKELESS TOBACCO USE (%)	CURRENT ELECTRONIC CIGARETTE USE (%)
Men	28.4	...	1.9
Women	9.2	...	0.7
Total	17.9	...	1.2

Source: National Health and Nutrition Survey, 2018 (20+ years).

MPOWER Measures

M (MONITORING)

Survey	Youth	Adults
Recent	No	Yes
National representativeness	Yes	Yes
Periodic	No	Yes

P (SMOKE-FREE POLICIES)

Health centers	Yes
Schools (except universities)	Yes
Universities	Yes
Government buildings	Yes
Offices	Yes
Restaurants	Yes
Bars and pubs	Yes
Public transportation	Yes
All other indoor public places	---

O (CESSATION)

Toll-free quitline	Yes	
Nicotinic substitution therapy is available in:	Are the costs covered?	
Pharmacy	Partially	
Cessation services are available in:	Are the costs covered?	
Primary care services	Yes, in most	Fully
Hospitals	No	---
Doctor's offices	No	---
The community	Yes, in some	Partially
Other	Yes, in some	Fully

... Data not reported/not available

--- Data not required/not applicable

For definitions of the indicators and color-coded ratings, see Technical Note (Chapter 6 - Report on Tobacco Control for the Region of the Americas 2022)

W (HEALTH WARNINGS)


Health warnings required by law	Yes
Images	Yes
Size (average-front/back)	65-30/100
Ban on misleading terms	Yes
Is any feature missing?	Yes
Does the law mandate plain packaging	No

E (ADVERTISING BANS)

Ban on direct advertising	
Television, radio, and print media	Yes
Billboards	Yes
Advertising at points of sale	Yes
Internet	Yes
Ban on indirect advertising	
Ban on promotion	Yes
Ban on sponsorship	Yes
Ban on corporate social responsibility (CSR) activities	Yes
Ban on product display	No

R (TAXATION)

Price of most sold brand (pack of 20 cigarettes)		
In national currency	MXN	66.00
In international dollars		7.04
Tax (share of the final price of most sold brand)		
Total taxes		67.57%
Specific excise taxes		15.48%
Ad valorem excise taxes		38.29%
Value-added tax (VAT)		13.79%
Import duties		0.00%
Other taxes		0.00%
Evolution of taxes and prices	2008	2020
Tax (share of the final price of most sold brand)	61.17%	67.57%
Price of most sold brand (international dollars)	4.03	7.04

	WHO FRAMEWORK CONVENTION ON TOBACCO CONTROL	PROTOCOL TO ELIMINATE ILLICIT TRADE IN TOBACCO PRODUCTS	
Date of signature (d/m/y):	12/08/2003	—	
Date of the ratification or accession (d/m/y):	28/05/2004	—	

Tobacco: prices and taxes

RETAIL PRICE PER PACK OF 20 CIGARETTES		In local currency (MXN)	In international dollars (PPP) ¹
Most popular brand:	Marlboro	66.00	7.04
Most inexpensive brand:	Pall Mall	55.00	5.87
Most expensive brand:	Marlboro	66.00	7.04

TAXES ON TOBACCO ²		
Taxes as percentage of the final price of the most sold brand		
Excise taxes ³	Specific taxes ⁴	15.48%
	Ad valorem tax ⁵	38.29%
Value-added/sales tax (VAT)		13.79%
Import duty ⁶		0.00%
Other taxes		0.00%
Total excise taxes		67.57%

Design and administration of cigarette taxes

Are taxes applied in a mixed fashion (*ad valorem* and specific)?

Yes

If a mixed tax system is used, is the tax burden of specific taxes greater than that of *ad valorem* taxes?⁷

No

If an *ad valorem* or mixed tax system exists, is a specific minimum tax applied?⁸

No

1 The international dollar is a currency unit adjusted for purchasing power parity (PPP) that is used to compare the value of products and services in different countries.

2 Taxes: taxes imposed on goods or services which cause consumers to pay higher prices.

3 Excise taxes: these have a greater impact on public health since they are applied exclusively to tobacco products and raise their relative price compared to other products and services.

4 Specific tax: it is established in relation to quantity, for example, a set quantity of cigarettes, or by weight.

5 *Ad valorem* tax: it is based on the value of the product, such as a percentage of the retail price, the manufacturer's price, etc.

6 The effectiveness of import duties in raising sales prices has been declining as countries have signed bilateral, regional, and global trade agreements.

7 Specific excise taxes tend to raise consumer prices more, relatively, than *ad valorem* taxes. Imposing the same specific excise tax on all cigarettes sends the clear message that they are all equally detrimental.

8 If the tax calculated falls below a specified minimum level, a specific tax rate is applied.

EVOLUTION OF TAXES AND PRICES ON THE MOST POPULAR BRAND OF CIGARETTES							
	2008	2010	2012	2014	2016	2018	2020 ⁹
Tax (percentage of the final price of the most sold brand)	61.17%	62.70%	68.34%	67.60%	67.29%	67.00%	67.57%
Price of the most sold brand (international dollars PPP)	4.03	4.05	5.09	5.59	5.61	5.50	7.04

9 The country has increased excise taxes on tobacco since 2018; however, due to price variability, the effect is not necessarily seen in the tax indicator.

Note: Prices and taxes are collected and calculated as of February 2021.

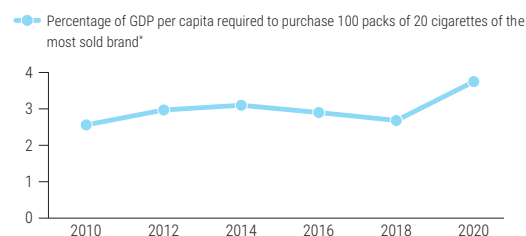
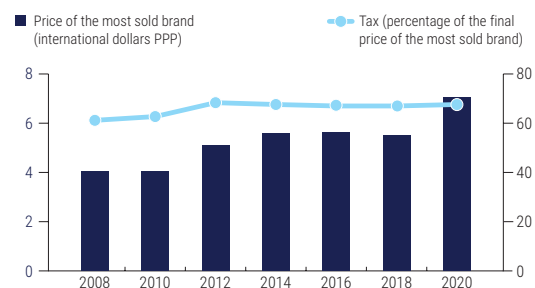
EVOLUTION OF THE PRICE OF CIGARETTES COMPARED TO INCOME						
	2010	2012	2014	2016	2018	2020
Percentage of per capita GDP required to purchase 100 packs of 20 cigarettes of the most sold brand*	2.56%	2.97%	3.10%	2.90%	2.68%	3.75%

Have cigarettes become less affordable since 2010? No change¹⁰

Did cigarettes become less affordable between 2018 and 2020? Yes

* Note that a higher percentage implies a lower affordability and a greater disincentive to consume cigarettes.

10 Affordability is considered unchanged (2010-2020) if the least-squares growth rate is not statistically significant at the 5% level.



SUPPLEMENTARY INFORMATION ON TAXES	
Are sales of duty (or excise) free cigarettes banned?	...
Are tobacco tax revenues (or part of) earmarked for health purposes?	No

... Data not reported/not available

--- Data not required/not applicable

NICARAGUA

Prevalence of tobacco use

Youth

POPULATION GROUP	CURRENT TOBACCO USE (SMOKED AND SMOKELESS) (%)	CURRENT TOBACCO SMOKING (%)	CURRENT CIGARETTE SMOKING (%)	CURRENT SMOKELESS TOBACCO USE (%)	CURRENT ELECTRONIC CIGARETTE USE (%)
Men	16.4	14.7	12.9	4.0	10.1
Women	11.8	10.4	8.9	2.9	7.2
Total	14.2	12.6	10.9	3.5	8.6

Source: Global Youth Tobacco Survey, 2019 (13-15 years).

Adult

POPULATION GROUP	CURRENT TOBACCO USE (SMOKED AND SMOKELESS) (%)	CURRENT TOBACCO SMOKING (%)	CURRENT CIGARETTE SMOKING (%)	CURRENT SMOKELESS TOBACCO USE (%)	CURRENT ELECTRONIC CIGARETTE USE (%)
Men
Women	...	5.5	5.2
Total

Source: Demographic and Health Survey, 2001 (15-49 years).

MPOWER Measures

M (MONITORING)

Survey	Youth	Adults
Recent	Yes	No
National representativeness	Yes	Yes
Periodic	Yes	No

P (SMOKE-FREE POLICIES)

Health centers	Yes
Schools (except universities)	Yes
Universities	Yes
Government buildings	Yes
Offices	Yes
Restaurants	No
Bars and pubs	No
Public transportation	Yes
All other indoor public places	---

O (CESSATION)

Toll-free quitline	No	
Nicotinic substitution therapy is available in:	Are the costs covered?	
Pharmacy	No	
Cessation services are available in:	Are the costs covered?	
Primary care services	No	---
Hospitals	No	---
Doctor's offices	No	---
The community	No	---
Other	No	---

... Data not reported/not available

--- Data not required/not applicable

For definitions of the indicators and color-coded ratings, see Technical Note (Chapter 6 - Report on Tobacco Control for the Region of the Americas 2022)

W (HEALTH WARNINGS)

Health warnings required by law	Yes
Images	No
Size (average-front/back)	50-50/50 (3)
Ban on misleading terms	Yes
Is any feature missing?	Incomplete
Does the law mandate plain packaging	No

Notes: (3) Measure adopted in 2010 but not yet regulated and implemented by 31 December 2020.

Additional information in Table 8

E (ADVERTISING BANS)

Ban on direct advertising	
Television, radio, and print media	Incomplete
Billboards	Yes
Advertising at points of sale	No
Internet	No
Ban on indirect advertising	
Ban on promotion	No
Ban on sponsorship	No
Ban on corporate social responsibility (CSR) activities	No
Ban on product display	No

Additional information in Table 9 and 10

R (TAXATION)

Price of most sold brand (pack of 20 cigarettes)		
In national currency	NIO	122.50
In international dollars		10.59
Tax (share of the final price of most sold brand)		
Total taxes		69.37%
Specific excise taxes		56.33%
Ad valorem excise taxes		0.00%
Value-added tax (VAT)		13.04%
Import duties		0.00%
Other taxes		0.00%
Evolution of taxes and prices	2008	2020
Tax (share of the final price of most sold brand)	19.79%	69.37%
Price of most sold brand (international dollars)	2.87	10.59



	WHO FRAMEWORK CONVENTION ON TOBACCO CONTROL	PROTOCOL TO ELIMINATE ILLICIT TRADE IN TOBACCO PRODUCTS
Date of signature (d/m/y):	07/06/2004	10/01/2013
Date of the ratification or accession (d/m/y):	09/04/2008	20/12/2013

Tobacco: prices and taxes

RETAIL PRICE PER PACK OF 20 CIGARETTES

		In local currency (NIO)	In international dollars (PPP) ¹
Most popular brand:	Pall Mall	122.50	10.59
Most inexpensive brand:	L&M	98.75	8.53
Most expensive brand:	Dunhill	156.00	13.48

TAXES ON TOBACCO²

Taxes as percentage of the final price of the most sold brand

Excise taxes ³	Specific taxes ⁴	56.33%
	<i>Ad valorem</i> tax ⁵	0.00%
Value-added/sales tax (VAT)		13.04%
Import duty ⁶		0.00%
Other taxes		0.00%
Total excise taxes		69.37%

Design and administration of cigarette taxes

Are taxes applied in a mixed fashion (<i>ad valorem</i> and specific)?	No
If a mixed tax system is used, is the tax burden of specific taxes greater than that of <i>ad valorem</i> taxes? ⁷	---
If an <i>ad valorem</i> or mixed tax system exists, is a specific minimum tax applied? ⁸	---

1 The international dollar is a currency unit adjusted for purchasing power parity (PPP) that is used to compare the value of products and services in different countries.

2 Taxes: taxes imposed on goods or services which cause consumers to pay higher prices.

3 Excise taxes: these have a greater impact on public health since they are applied exclusively to tobacco products and raise their relative price compared to other products and services.

4 Specific tax: it is established in relation to quantity, for example, a set quantity of cigarettes, or by weight.

5 *Ad valorem* tax: it is based on the value of the product, such as a percentage of the retail price, the manufacturer's price, etc.

6 The effectiveness of import duties in raising sales prices has been declining as countries have signed bilateral, regional, and global trade agreements.

7 Specific excise taxes tend to raise consumer prices more, relatively, than *ad valorem* taxes. Imposing the same specific excise tax on all cigarettes sends the clear message that they are all equally detrimental.

8 If the tax calculated falls below a specified minimum level, a specific tax rate is applied.

EVOLUTION OF TAXES AND PRICES ON THE MOST POPULAR BRAND OF CIGARETTES

	2008	2010	2012	2014	2016	2018	2020 ⁹
Tax (percentage of the final price of the most sold brand)	19.79%	29.14%	29.11%	32.27%	35.09%	40.18%	69.37%
Price of the most sold brand (international dollars PPP)	2.87	3.46	2.99	3.84	4.72	4.12	10.59

9 The country has increased excise taxes on tobacco since 2018; however, due to price variability, the effect is not necessarily seen in the tax indicator.

Note: Prices and taxes are collected and calculated as of February 2021.

EVOLUTION OF THE PRICE OF CIGARETTES COMPARED TO INCOME

	2010	2012	2014	2016	2018	2020
Percentage of per capita GDP required to purchase 100 packs of 20 cigarettes of the most sold brand*	8.69%	6.85%	7.84%	8.32%	7.05%	19.46%

Have cigarettes become less affordable since 2010? No change¹⁰

Did cigarettes become less affordable between 2018 and 2020? Yes

* Note that a higher percentage implies a lower affordability and a greater disincentive to consume cigarettes.

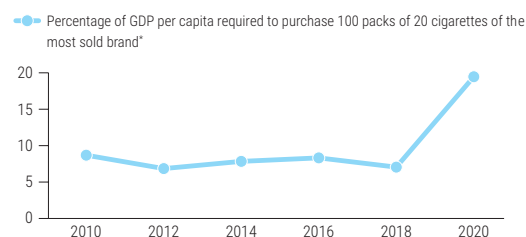
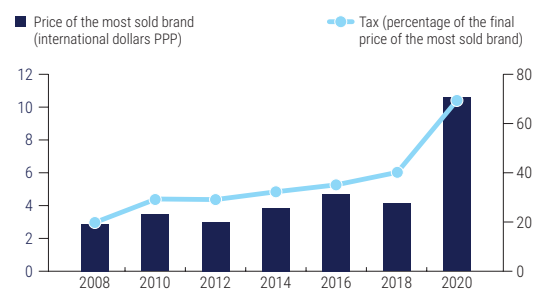
10 Affordability is considered unchanged (2010-2020) if the least-squares growth rate is not statistically significant at the 5% level.

SUPPLEMENTARY INFORMATION ON TAXES

Are sales of duty (or excise) free cigarettes banned?	---
Are tobacco tax revenues (or part of) earmarked for health purposes?	No

--- Data not reported/not available

--- Data not required/not applicable



PANAMA

Prevalence of tobacco use

Youth

POPULATION GROUP	CURRENT TOBACCO USE (SMOKED AND SMOKELESS) (%)	CURRENT TOBACCO SMOKING (%)	CURRENT CIGARETTE SMOKING (%)	CURRENT SMOKELESS TOBACCO USE (%)	CURRENT ELECTRONIC CIGARETTE USE (%)
Men	7.9	6.2	4.2	2.2	7.1
Women	7.4	5.4	3.5	2.4	5.2
Total	7.8	5.9	3.9	2.3	6.4

Source: Global Youth Tobacco Survey, 2019 (13-15 years).

Adult

POPULATION GROUP	CURRENT TOBACCO USE (SMOKED AND SMOKELESS) (%)	CURRENT TOBACCO SMOKING (%)	CURRENT CIGARETTE SMOKING (%)	CURRENT SMOKELESS TOBACCO USE (%)	CURRENT ELECTRONIC CIGARETTE USE (%)
Men	8.1	8.0	...	0.1	0.8
Women	1.9	1.8	...	0.1	0.1
Total	5.0	4.9	...	0.1	0.4

Source: National Health Survey, 2019 (15+ years).

MPOWER Measures

M (MONITORING)

Survey	Youth	Adults
Recent	Yes	Yes
National representativeness	Yes	Yes
Periodic	Yes	No

P (SMOKE-FREE POLICIES)

Health centers	Yes
Schools (except universities)	Yes
Universities	Yes
Government buildings	Yes
Offices	Yes
Restaurants	Yes
Bars and pubs	Yes
Public transportation	Yes
All other indoor public places	Yes

O (CESSATION)

Toll-free quitline	No	
Nicotinic substitution therapy is available in:	Are the costs covered?	
Not available	---	
Cessation services are available in:	Are the costs covered?	
Primary care services	Yes, in some	Partially
Hospitals	Yes, in some	Partially
Doctor's offices	Yes, in some	Partially
The community	No	---
Other	Yes, in some	Partially

... Data not reported/not available

--- Data not required/not applicable

For definitions of the indicators and color-coded ratings, see Technical Note (Chapter 6 - Report on Tobacco Control for the Region of the Americas 2022)

W (HEALTH WARNINGS)

Health warnings required by law	Yes
Images	Yes
Size (average-front/back)	50-50/50
Ban on misleading terms	Yes
Is any feature missing?	Yes
Does the law mandate plain packaging	No

E (ADVERTISING BANS)

Ban on direct advertising	
Television, radio, and print media	Yes
Billboards	Yes
Advertising at points of sale	Yes
Internet	Yes
Ban on indirect advertising	
Ban on promotion	Yes
Ban on sponsorship	Yes
Ban on corporate social responsibility (CSR) activities	Yes
Ban on product display	Yes

R (TAXATION)

Price of most sold brand (pack of 20 cigarettes)		
In national currency	PAB	4.00
In international dollars		8.53
Tax (share of the final price of most sold brand)		
Total taxes		56.52%
Specific excise taxes		0.00%
Ad valorem excise taxes		43.48%
Value-added tax (VAT)		13.04%
Import duties		0.00%
Other taxes		0.00%

Evolution of taxes and prices	2008	2020
Tax (share of the final price of most sold brand)	36.59%	56.52%
Price of most sold brand (international dollars)	3.94	8.53



	WHO FRAMEWORK CONVENTION ON TOBACCO CONTROL	PROTOCOL TO ELIMINATE ILLICIT TRADE IN TOBACCO PRODUCTS
Date of signature (d/m/y):	26/09/2003	10/01/2013
Date of the ratification or accession (d/m/y):	16/08/2004	23/09/2016

Tobacco: prices and taxes

RETAIL PRICE PER PACK OF 20 CIGARETTES

		In local currency (PAB)	In international dollars (PPP) ¹
Most popular brand:	Viceroy	4.00	8.53
Most inexpensive brand:	Marlboro Gold Touch	1.73	3.69
Most expensive brand:

TAXES ON TOBACCO²

Taxes as percentage of the final price of the most sold brand

Excise taxes ³	Specific taxes ⁴	0.00%
	<i>Ad valorem</i> tax ⁵	43.48%
Value-added/sales tax (VAT)		13.04%
Import duty ⁶		0.00%
Other taxes		0.00%
Total excise taxes		56.52%

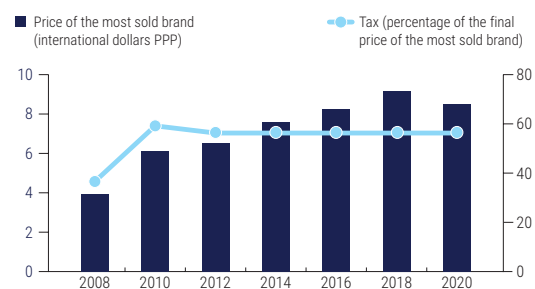
Design and administration of cigarette taxes

Are taxes applied in a mixed fashion (<i>ad valorem</i> and specific)?	No
If a mixed tax system is used, is the tax burden of specific taxes greater than that of <i>ad valorem</i> taxes? ⁷	---
If an <i>ad valorem</i> or mixed tax system exists, is a specific minimum tax applied? ⁸	Yes

- The international dollar is a currency unit adjusted for purchasing power parity (PPP) that is used to compare the value of products and services in different countries.
- Taxes: taxes imposed on goods or services which cause consumers to pay higher prices.
- Excise taxes: these have a greater impact on public health since they are applied exclusively to tobacco products and raise their relative price compared to other products and services.
- Specific tax: it is established in relation to quantity, for example, a set quantity of cigarettes, or by weight.
- Ad valorem* tax: it is based on the value of the product, such as a percentage of the retail price, the manufacturer's price, etc.
- The effectiveness of import duties in raising sales prices has been declining as countries have signed bilateral, regional, and global trade agreements.
- Specific excise taxes tend to raise consumer prices more, relatively, than *ad valorem* taxes. Imposing the same specific excise tax on all cigarettes sends the clear message that they are all equally detrimental.
- If the tax calculated falls below a specified minimum level, a specific tax rate is applied.

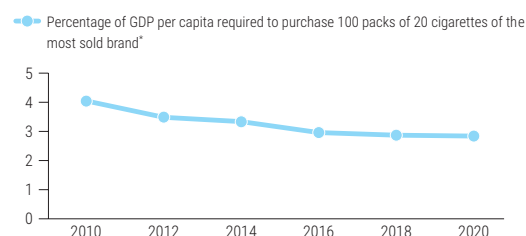
EVOLUTION OF TAXES AND PRICES ON THE MOST POPULAR BRAND OF CIGARETTES

	2008	2010	2012	2014	2016	2018	2020
Tax (percentage of the final price of the most sold brand)	36.59%	59.20%	56.52%	56.52%	56.52%	56.52%	56.52%
Price of the most sold brand (international dollars PPP)	3.94	6.10	6.50	7.60	8.25	9.18	8.53



EVOLUTION OF THE PRICE OF CIGARETTES COMPARED TO INCOME

	2010	2012	2014	2016	2018	2020
Percentage of per capita GDP required to purchase 100 packs of 20 cigarettes of the most sold brand*	4.04%	3.49%	3.33%	2.96%	2.87%	2.84%



Have cigarettes become less affordable since 2010? No⁹

Did cigarettes become less affordable between 2018 and 2020? No¹⁰

- * Note that a higher percentage implies a lower affordability and a greater disincentive to consume cigarettes.
- 9 Affordability is considered unchanged (2010-2020) if the least-squares growth rate is not statistically significant at the 5% level.
- 10 Cigarettes became more expensive between 2018 and 2020, but became more affordable between 2018 and 2020.

SUPPLEMENTARY INFORMATION ON TAXES

Are sales of duty (or excise) free cigarettes banned?	Yes
Are tobacco tax revenues (or part of) earmarked for health purposes?	50% of tobacco tax revenues collected are directed to the National Institute of Oncology, the Ministry of Health for cessation services, and Customs to fight illicit trade in tobacco products.

- ... Data not reported/not available
- Data not required/not applicable

PARAGUAY

Prevalence of tobacco use

Youth

POPULATION GROUP	CURRENT TOBACCO USE (SMOKED AND SMOKELESS) (%)	CURRENT TOBACCO SMOKING (%)	CURRENT CIGARETTE SMOKING (%)	CURRENT SMOKELESS TOBACCO USE (%)	CURRENT ELECTRONIC CIGARETTE USE (%)
Men	8.8	7.4	2.7	2.0	14.0
Women	7.2	6.8	3.3	1.3	11.1
Total	8.1	7.2	3.0	1.7	12.5

Source: Global Youth Tobacco Survey, 2019 (13-15 years).

Adult

POPULATION GROUP	CURRENT TOBACCO USE (SMOKED AND SMOKELESS) (%)	CURRENT TOBACCO SMOKING (%)	CURRENT CIGARETTE SMOKING (%)	CURRENT SMOKELESS TOBACCO USE (%)	CURRENT ELECTRONIC CIGARETTE USE (%)
Men	...	22.8	...	3.0	...
Women	...	6.1	...	1.6	...
Total	...	14.5	...	2.3	...

Source: STEPS Survey, 2011 (15-74 years).

MPOWER Measures

M (MONITORING)

Survey	Youth	Adults
Recent	Yes	No
National representativeness	Yes	Yes
Periodic	Yes	No

P (SMOKE-FREE POLICIES)

Health centers	Yes
Schools (except universities)	Yes
Universities	Yes
Government buildings	Yes
Offices	Yes
Restaurants	Yes
Bars and pubs	Yes
Public transportation	Yes
All other indoor public places	Yes

O (CESSATION)

Toll-free quitline	Yes
Nicotinic substitution therapy is available in:	Are the costs covered?
Not available	---

Cessation services are available in:	Are the costs covered?
Primary care services	Yes, in some Partially
Hospitals	Yes, in some Fully
Doctor's offices	Yes, in some Partially
The community	No ---
Other	Yes, in some Partially

... Data not reported/not available

--- Data not required/not applicable

For definitions of the indicators and color-coded ratings, see Technical Note (Chapter 6 - Report on Tobacco Control for the Region of the Americas 2022)

W (HEALTH WARNINGS)

Health warnings required by law	Yes
Images	Yes
Size (average-front/back)	40-40/40
Ban on misleading terms	Yes
Is any feature missing?	Incomplete
Does the law mandate plain packaging	No

Additional information in Table 8

E (ADVERTISING BANS)

Ban on direct advertising	
Television, radio, and print media	Yes
Billboards	Yes
Advertising at points of sale	No
Internet	Yes

Ban on indirect advertising	
Ban on promotion	Incomplete
Ban on sponsorship	Yes
Ban on corporate social responsibility (CSR) activities	Yes

Ban on product display	No
-------------------------------	----

Additional information in Table 9 and 10

R (TAXATION)

Price of most sold brand (pack of 20 cigarettes)	
In national currency	PYG 2,150.00
In international dollars	0.84

Tax (share of the final price of most sold brand)	
Total taxes	18.31%
Specific excise taxes	0.00%
Ad valorem excise taxes	9.22%
Value-added tax (VAT)	9.09%
Import duties	0.00%
Other taxes	0.00%

Evolution of taxes and prices	2008	2020
Tax (share of the final price of most sold brand)	15.52%	18.31%
Price of most sold brand (international dollars)	0.52	0.84



	WHO FRAMEWORK CONVENTION ON TOBACCO CONTROL	PROTOCOL TO ELIMINATE ILLICIT TRADE IN TOBACCO PRODUCTS
Date of signature (d/m/y):	16/06/2003	—
Date of the ratification or accession (d/m/y):	26/09/2006	—

Tobacco: prices and taxes

RETAIL PRICE PER PACK OF 20 CIGARETTES		In local currency (PYG)	In international dollars (PPP) ¹
Most popular brand:	Kentucky (soft)	2,150.00	0.84
Most inexpensive brand:	Kentucky	2,150.00	0.84
Most expensive brand:	Lucky Strike	8,500.00	3.32

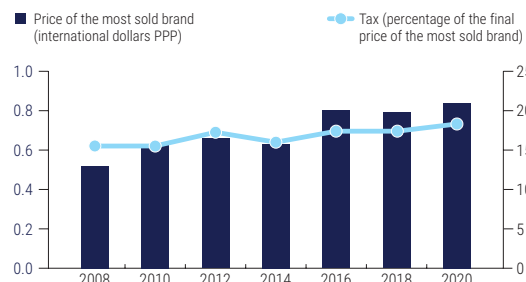
TAXES ON TOBACCO ²		
Taxes as percentage of the final price of the most sold brand		
Excise taxes ³	Specific taxes ⁴	0.00%
	Ad valorem tax ⁵	9.22%
Value-added/sales tax (VAT)		9.09%
Import duty ⁶		0.00%
Other taxes		0.00%
Total excise taxes		18.31%

Design and administration of cigarette taxes	
Are taxes applied in a mixed fashion (<i>ad valorem</i> and specific)?	No
If a mixed tax system is used, is the tax burden of specific taxes greater than that of <i>ad valorem</i> taxes? ⁷	---
If an <i>ad valorem</i> or mixed tax system exists, is a specific minimum tax applied? ⁸	No

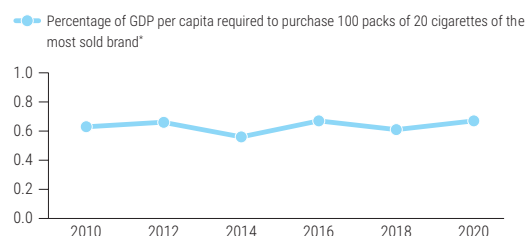
1 The international dollar is a currency unit adjusted for purchasing power parity (PPP) that is used to compare the value of products and services in different countries.
 2 Taxes: taxes imposed on goods or services which cause consumers to pay higher prices.
 3 Excise taxes: these have a greater impact on public health since they are applied exclusively to tobacco products and raise their relative price compared to other products and services.
 4 Specific tax: it is established in relation to quantity, for example, a set quantity of cigarettes, or by weight.
 5 *Ad valorem* tax: it is based on the value of the product, such as a percentage of the retail price, the manufacturer's price, etc.
 6 The effectiveness of import duties in raising sales prices has been declining as countries have signed bilateral, regional, and global trade agreements.
 7 Specific excise taxes tend to raise consumer prices more, relatively, than *ad valorem* taxes. Imposing the same specific excise tax on all cigarettes sends the clear message that they are all equally detrimental.
 8 If the tax calculated falls below a specified minimum level, a specific tax rate is applied.

EVOLUTION OF TAXES AND PRICES ON THE MOST POPULAR BRAND OF CIGARETTES							
	2008	2010	2012	2014	2016	2018	2020 ⁹
Tax (percentage of the final price of the most sold brand)	15.52%	15.51%	17.26%	16.00%	17.40%	17.40%	18.31%
Price of the most sold brand (international dollars PPP)	0.52	0.63	0.66	0.63	0.80	0.79	0.84

9 The country has increased excise taxes on tobacco since 2018; however, due to price variability, the effect is not necessarily seen in the tax indicator.



EVOLUTION OF THE PRICE OF CIGARETTES COMPARED TO INCOME						
	2010	2012	2014	2016	2018	2020
Percentage of per capita GDP required to purchase 100 packs of 20 cigarettes of the most sold brand*	0.63%	0.66%	0.56%	0.67%	0.61%	0.67%



Have cigarettes become less affordable since 2010? No change¹⁰

Did cigarettes become less affordable between 2018 and 2020? Yes

* Note that a higher percentage implies a lower affordability and a greater disincentive to consume cigarettes.
 10 Affordability is considered unchanged (2010-2020) if the least-squares growth rate is not statistically significant at the 5% level.

SUPPLEMENTARY INFORMATION ON TAXES	
Are sales of duty (or excise) free cigarettes banned?	No
Are tobacco tax revenues (or part of) earmarked for health purposes?	From total excise tobacco tax revenues, 40% are directed to the Ministry of Health for prevention and treatment of NCD and 18% to the National Development Sports Fund.

--- Data not reported/not available
 --- Data not required/not applicable

PERU

Prevalence of tobacco use

Youth

POPULATION GROUP	CURRENT TOBACCO USE (SMOKED AND SMOKELESS) (%)	CURRENT TOBACCO SMOKING (%)	CURRENT CIGARETTE SMOKING (%)	CURRENT SMOKELESS TOBACCO USE (%)	CURRENT ELECTRONIC CIGARETTE USE (%)
Men	8.4	7.1	5.4	2.2	7.1
Women	5.9	5.6	4.5	1.5	5.4
Total	7.2	6.4	4.9	1.9	6.3

Source: Global Youth Tobacco Survey, 2019 (13-15 years).

Adult

POPULATION GROUP	CURRENT TOBACCO USE (SMOKED AND SMOKELESS) (%)	CURRENT TOBACCO SMOKING (%)	CURRENT CIGARETTE SMOKING (%)	CURRENT SMOKELESS TOBACCO USE (%)	CURRENT ELECTRONIC CIGARETTE USE (%)
Men	2.4*
Women	0.6*
Total	1.6*

Source: Demographic and Family Health Survey, 2019 (15+ years).

*Daily cigarette smoking

MPOWER Measures

M (MONITORING)

Survey	Youth	Adults
Recent	Yes	Yes
National representativeness	Yes	Yes
Periodic	Yes	Yes

P (SMOKE-FREE POLICIES)

Health centers	Yes
Schools (except universities)	Yes
Universities	Yes
Government buildings	Yes
Offices	Yes
Restaurants	Yes
Bars and pubs	Yes
Public transportation	Yes
All other indoor public places	Yes

O (CESSATION)

Toll-free quitline	Yes	
Nicotinic substitution therapy is available in:	Are the costs covered?	
Pharmacy, with prescription	No	
Cessation services are available in:	Are the costs covered?	
Primary care services	No	---
Hospitals	Yes, in some	Fully
Doctor's offices	No	---
The community	No	---
Other	No	---

... Data not reported/not available

--- Data not required/not applicable

For definitions of the indicators and color-coded ratings, see Technical Note (Chapter 6 - Report on Tobacco Control for the Region of the Americas 2022)

W (HEALTH WARNINGS)

Health warnings required by law	Yes
Images	Yes
Size (average-front/back)	50-50/50
Ban on misleading terms	Yes
Is any feature missing?	Yes
Does the law mandate plain packaging	No

E (ADVERTISING BANS)

Ban on direct advertising

Television, radio, and print media	Incomplete
Billboards	No
Advertising at points of sale	No
Internet	Yes

Ban on indirect advertising

Ban on promotion	No
Ban on sponsorship	No
Ban on corporate social responsibility (CSR) activities	No

Ban on product display

	No
--	----

Additional information in Table 9 and 10

R (TAXATION)

Price of most sold brand (pack of 20 cigarettes)

In national currency	PEN	12.20
In international dollars		6.86

Tax (share of the final price of most sold brand)

Total taxes	67.71%
Specific excise taxes	52.46%
Ad valorem excise taxes	0.00%
Value-added tax (VAT)	15.25%
Import duties	0.00%
Other taxes	0.00%

Evolution of taxes and prices

	2008	2020
Tax (share of the final price of most sold brand)	41.18%	67.71%
Price of most sold brand (international dollars)	2.82	6.86



	WHO FRAMEWORK CONVENTION ON TOBACCO CONTROL	PROTOCOL TO ELIMINATE ILLICIT TRADE IN TOBACCO PRODUCTS
Date of signature (d/m/y):	21/04/2004	—
Date of the ratification or accession (d/m/y):	30/11/2004	—

Tobacco: prices and taxes

RETAIL PRICE PER PACK OF 20 CIGARETTES

		In local currency (PEN)	In international dollars (PPP) ¹
Most popular brand:	Pall Mall	12.20	6.86
Most inexpensive brand:	L&M	11.00	6.19
Most expensive brand:	Lucky Strike	18.20	10.24

TAXES ON TOBACCO²

Taxes as percentage of the final price of the most sold brand

Excise taxes ³	Specific taxes ⁴	52.46%
	<i>Ad valorem</i> tax ⁵	0.00%
Value-added/sales tax (VAT)		15.25%
Import duty ⁶		0.00%
Other taxes		0.00%
Total excise taxes		67.71%

Design and administration of cigarette taxes

Are taxes applied in a mixed fashion (<i>ad valorem</i> and specific)?	No
If a mixed tax system is used, is the tax burden of specific taxes greater than that of <i>ad valorem</i> taxes? ⁷	---
If an <i>ad valorem</i> or mixed tax system exists, is a specific minimum tax applied? ⁸	---

1 The international dollar is a currency unit adjusted for purchasing power parity (PPP) that is used to compare the value of products and services in different countries.

2 Taxes: taxes imposed on goods or services which cause consumers to pay higher prices.

3 Excise taxes: these have a greater impact on public health since they are applied exclusively to tobacco products and raise their relative price compared to other products and services.

4 Specific tax: it is established in relation to quantity, for example, a set quantity of cigarettes, or by weight.

5 *Ad valorem* tax: it is based on the value of the product, such as a percentage of the retail price, the manufacturer's price, etc.

6 The effectiveness of import duties in raising sales prices has been declining as countries have signed bilateral, regional, and global trade agreements.

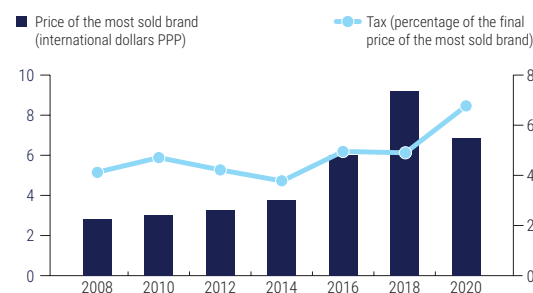
7 Specific excise taxes tend to raise consumer prices more, relatively, than *ad valorem* taxes. Imposing the same specific excise tax on all cigarettes sends the clear message that they are all equally detrimental.

8 If the tax calculated falls below a specified minimum level, a specific tax rate is applied.

EVOLUTION OF TAXES AND PRICES ON THE MOST POPULAR BRAND OF CIGARETTES

	2008	2010	2012	2014	2016	2018	2020 ⁹
Tax (percentage of the final price of the most sold brand)	41.18%	47.08%	42.18%	37.83%	49.54%	49.00%	67.71%
Price of the most sold brand (international dollars PPP)	2.82	3.00	3.25	3.77	6.02	9.18	6.86

9 The country has increased excise taxes on tobacco since 2018; however, due to price variability, the effect is not necessarily seen in the tax indicator.



EVOLUTION OF THE PRICE OF CIGARETTES COMPARED TO INCOME

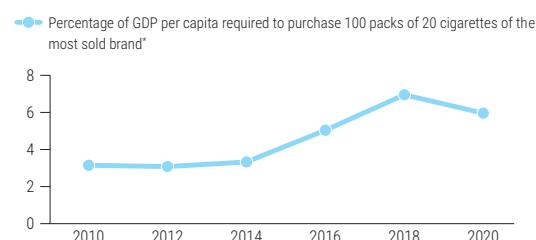
	2010	2012	2014	2016	2018	2020
Percentage of per capita GDP required to purchase 100 packs of 20 cigarettes of the most sold brand*	3.15%	3.08%	3.33%	5.04%	6.95%	5.96%

Have cigarettes become less affordable since 2010? Yes

Did cigarettes become less affordable between 2018 and 2020? No¹⁰

* Note that a higher percentage implies a lower affordability and a greater disincentive to consume cigarettes.

10 Cigarettes became more expensive between 2018 and 2020, but became more affordable between 2018 and 2020.



SUPPLEMENTARY INFORMATION ON TAXES

Are sales of duty (or excise) free cigarettes banned?	No
Are tobacco tax revenues (or part of) earmarked for health purposes?	No

--- Data not reported/not available

--- Data not required/not applicable

SAINT KITTS AND NEVIS

Prevalence of tobacco use

Youth

POPULATION GROUP	CURRENT TOBACCO USE (SMOKED AND SMOKELESS) (%)	CURRENT TOBACCO SMOKING (%)	CURRENT CIGARETTE SMOKING (%)	CURRENT SMOKELESS TOBACCO USE (%)	CURRENT ELECTRONIC CIGARETTE USE (%)
Men	10.4	...	4.8
Women	7.8	...	3.2
Total	9.2	...	4.0

Source: Global Youth Tobacco Survey, 2019 (13-15 years).

Adult

POPULATION GROUP	CURRENT TOBACCO USE (SMOKED AND SMOKELESS) (%)	CURRENT TOBACCO SMOKING (%)	CURRENT CIGARETTE SMOKING (%)	CURRENT SMOKELESS TOBACCO USE (%)	CURRENT ELECTRONIC CIGARETTE USE (%)
Men	16.2	16.2	...	0.3	...
Women	1.1	1.1	...	0.1	...
Total	8.7	8.7	...	0.2	...

Source: STEPS Survey, 2007-2008 (25-64 years).

MPOWER Measures

M (MONITORING)

Survey	Youth	Adults
Recent	No	No
National representativeness	Yes	Yes
Periodic	No	No

P (SMOKE-FREE POLICIES)

Health centers	No
Schools (except universities)	No
Universities	No
Government buildings	No
Offices	No
Restaurants	No
Bars and pubs	No
Public transportation	No
All other indoor public places	---

O (CESSATION)

Toll-free quitline	No	
Nicotinic substitution therapy is available in:	Are the costs covered?	
Pharmacy	No	
Cessation services are available in:	Are the costs covered?	
Primary care services	No	---
Hospitals	No	---
Doctor's offices	No	---
The community	No	---
Other	No	---

... Data not reported/not available

--- Data not required/not applicable

For definitions of the indicators and color-coded ratings, see Technical Note (Chapter 6 - Report on Tobacco Control for the Region of the Americas 2022)

W (HEALTH WARNINGS)

Health warnings required by law	No
Images	---
Size (average-front/back)	---
Ban on misleading terms	No
Is any feature missing?	---
Does the law mandate plain packaging	No

E (ADVERTISING BANS)

Ban on direct advertising	
Television, radio, and print media	No
Billboards	No
Advertising at points of sale	No
Internet	No
Ban on indirect advertising	
Ban on promotion	No
Ban on sponsorship	No
Ban on corporate social responsibility (CSR) activities	No
Ban on product display	No

R (TAXATION)

Price of most sold brand (pack of 20 cigarettes)		
In national currency
In international dollars		...
Tax (share of the final price of most sold brand)		
Total taxes	...	
Specific excise taxes	...	
Ad valorem excise taxes	...	
Value-added tax (VAT)	...	
Import duties	...	
Other taxes	...	

Evolution of taxes and prices	2008	2020
Tax (share of the final price of most sold brand)	18.20%	...
Price of most sold brand (international dollars)	2.75	...



	WHO FRAMEWORK CONVENTION ON TOBACCO CONTROL	PROTOCOL TO ELIMINATE ILLICIT TRADE IN TOBACCO PRODUCTS
Date of signature (d/m/y):	29/06/2004	—
Date of the ratification or accession (d/m/y):	21/06/2011	—

Tobacco: prices and taxes

RETAIL PRICE PER PACK OF 20 CIGARETTES

	In local currency (---)	In international dollars (PPP) ¹
Most popular brand:	---	---
Most inexpensive brand:	---	---
Most expensive brand:	---	---

TAXES ON TOBACCO²

Taxes as percentage of the final price of the most sold brand

Excise taxes ³	Specific taxes ⁴	---
	<i>Ad valorem</i> tax ⁵	---
Value-added/sales tax (VAT)		---
Import duty ⁶		---
Other taxes		---
Total excise taxes		---

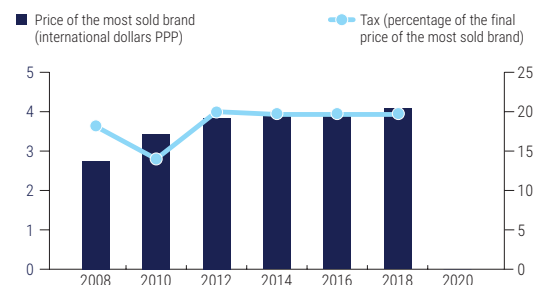
Design and administration of cigarette taxes

Are taxes applied in a mixed fashion (<i>ad valorem</i> and specific)?	No
If a mixed tax system is used, is the tax burden of specific taxes greater than that of <i>ad valorem</i> taxes? ⁷	---
If an <i>ad valorem</i> or mixed tax system exists, is a specific minimum tax applied? ⁸	---

- The international dollar is a currency unit adjusted for purchasing power parity (PPP) that is used to compare the value of products and services in different countries.
- Taxes: taxes imposed on goods or services which cause consumers to pay higher prices.
- Excise taxes: these have a greater impact on public health since they are applied exclusively to tobacco products and raise their relative price compared to other products and services.
- Specific tax: it is established in relation to quantity, for example, a set quantity of cigarettes, or by weight.
- Ad valorem* tax: it is based on the value of the product, such as a percentage of the retail price, the manufacturer's price, etc.
- The effectiveness of import duties in raising sales prices has been declining as countries have signed bilateral, regional, and global trade agreements.
- Specific excise taxes tend to raise consumer prices more, relatively, than *ad valorem* taxes. Imposing the same specific excise tax on all cigarettes sends the clear message that they are all equally detrimental.
- If the tax calculated falls below a specified minimum level, a specific tax rate is applied.

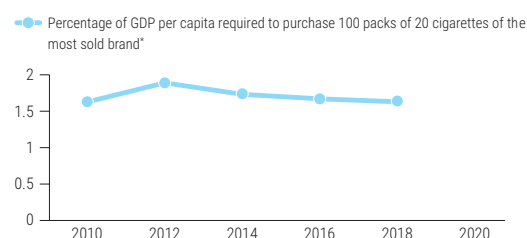
EVOLUTION OF TAXES AND PRICES ON THE MOST POPULAR BRAND OF CIGARETTES

	2008	2010	2012	2014	2016	2018	2020
Tax (percentage of the final price of the most sold brand)	18.20%	14.00%	19.96%	19.76%	19.76%	19.76%	---
Price of the most sold brand (international dollars PPP)	2.75	3.43	3.84	3.93	3.93	4.08	---



EVOLUTION OF THE PRICE OF CIGARETTES COMPARED TO INCOME

	2010	2012	2014	2016	2018	2020
Percentage of per capita GDP required to purchase 100 packs of 20 cigarettes of the most sold brand*	1.63%	1.89%	1.74%	1.67%	1.64%	---



Have cigarettes become less affordable since 2010? ---

Did cigarettes become less affordable between 2018 and 2020? ---

* Note that a higher percentage implies a lower affordability and a greater disincentive to consume cigarettes.

SUPPLEMENTARY INFORMATION ON TAXES

Are sales of duty (or excise) free cigarettes banned?	---
Are tobacco tax revenues (or part of) earmarked for health purposes?	No

--- Data not reported/not available

--- Data not required/not applicable

SAINT LUCIA

Prevalence of tobacco use

Youth

POPULATION GROUP	CURRENT TOBACCO USE (SMOKED AND SMOKELESS) (%)	CURRENT TOBACCO SMOKING (%)	CURRENT CIGARETTE SMOKING (%)	CURRENT SMOKELESS TOBACCO USE (%)	CURRENT ELECTRONIC CIGARETTE USE (%)
Men	12.4	9.4	7.3	4.5	15.0
Women	8.1	6.4	5.3	2.4	6.6
Total	10.2	7.9	6.3	3.5	11.0

Source: Global Youth Tobacco Survey, 2017 (13-15 years).

Adult

POPULATION GROUP	CURRENT TOBACCO USE (SMOKED AND SMOKELESS) (%)	CURRENT TOBACCO SMOKING (%)	CURRENT CIGARETTE SMOKING (%)	CURRENT SMOKELESS TOBACCO USE (%)	CURRENT ELECTRONIC CIGARETTE USE (%)
Men	25.5	25.3	...	1.3	...
Women	4.0	4.0	...	0.2	...
Total	14.7	14.5	...	0.8	...

Source: Saint Lucia STEPS Survey, 2012 (25-64 years).

MPOWER Measures

M (MONITORING)

Survey	Youth	Adults
Recent	Yes	No
National representativeness	Yes	Yes
Periodic	No	No

P (SMOKE-FREE POLICIES)

Health centers	Yes
Schools (except universities)	Yes
Universities	Yes
Government buildings	Yes
Offices	Yes
Restaurants	Yes
Bars and pubs	Yes
Public transportation	Yes
All other indoor public places	Yes

O (CESSATION)

Toll-free quitline	No	
Nicotinic substitution therapy is available in:	Are the costs covered?	
...	No	
Cessation services are available in:	Are the costs covered?	
Primary care services	Yes, in some	Fully
Hospitals	No	---
Doctor's offices	No	---
The community	No	---
Other	Yes, in some	Partially

... Data not reported/not available

--- Data not required/not applicable

For definitions of the indicators and color-coded ratings, see Technical Note (Chapter 6 - Report on Tobacco Control for the Region of the Americas 2022)

W (HEALTH WARNINGS)

Health warnings required by law	Yes
Images	Yes
Size (average-front/back)	50-50/50
Ban on misleading terms	Yes
Is any feature missing?	Yes
Does the law mandate plain packaging	No

E (ADVERTISING BANS)

Ban on direct advertising	
Television, radio, and print media	No
Billboards	No
Advertising at points of sale	No
Internet	No
Ban on indirect advertising	
Ban on promotion	No
Ban on sponsorship	No
Ban on corporate social responsibility (CSR) activities	No
Ban on product display	No

R (TAXATION)

Price of most sold brand (pack of 20 cigarettes)		
In national currency	XCD	8.95
In international dollars		4.65
Tax (share of the final price of most sold brand)		
Total taxes		51.29%
Specific excise taxes		39.33%
Ad valorem excise taxes		0.00%
Value-added tax (VAT)		11.11%
Import duties		0.00%
Other taxes		0.85%

Evolution of taxes and prices	2008	2020
Tax (share of the final price of most sold brand)	30.08%	51.29%
Price of most sold brand (international dollars)	3.62	4.65



	WHO FRAMEWORK CONVENTION ON TOBACCO CONTROL	PROTOCOL TO ELIMINATE ILLICIT TRADE IN TOBACCO PRODUCTS
Date of signature (d/m/y):	29/06/2004	—
Date of the ratification or accession (d/m/y):	07/11/2005	—

Tobacco: prices and taxes

RETAIL PRICE PER PACK OF 20 CIGARETTES

		In local currency (XCD)	In international dollars (PPP) ¹
Most popular brand:	Viceroy	8.95	4.65
Most inexpensive brand:	Viceroy	8.95	4.65
Most expensive brand:	Marlboro	17.25	8.96

TAXES ON TOBACCO²

Taxes as percentage of the final price of the most sold brand

Excise taxes ³	Specific taxes ⁴	39.33%
	<i>Ad valorem</i> tax ⁵	0.00%
Value-added/sales tax (VAT)		11.11%
Import duty ⁶		0.00%
Other taxes		0.85%
Total excise taxes		51.29%

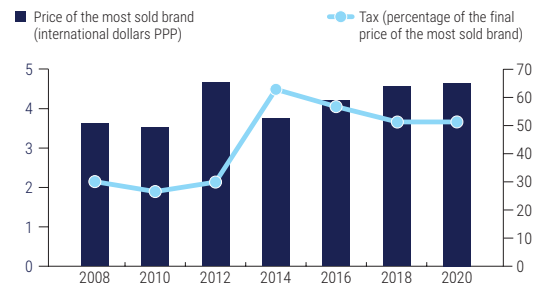
Design and administration of cigarette taxes

Are taxes applied in a mixed fashion (<i>ad valorem</i> and specific)?	No
If a mixed tax system is used, is the tax burden of specific taxes greater than that of <i>ad valorem</i> taxes? ⁷	---
If an <i>ad valorem</i> or mixed tax system exists, is a specific minimum tax applied? ⁸	---

- The international dollar is a currency unit adjusted for purchasing power parity (PPP) that is used to compare the value of products and services in different countries.
- Taxes: taxes imposed on goods or services which cause consumers to pay higher prices.
- Excise taxes: these have a greater impact on public health since they are applied exclusively to tobacco products and raise their relative price compared to other products and services.
- Specific tax: it is established in relation to quantity, for example, a set quantity of cigarettes, or by weight.
- Ad valorem* tax: it is based on the value of the product, such as a percentage of the retail price, the manufacturer's price, etc.
- The effectiveness of import duties in raising sales prices has been declining as countries have signed bilateral, regional, and global trade agreements.
- Specific excise taxes tend to raise consumer prices more, relatively, than *ad valorem* taxes. Imposing the same specific excise tax on all cigarettes sends the clear message that they are all equally detrimental.
- If the tax calculated falls below a specified minimum level, a specific tax rate is applied.

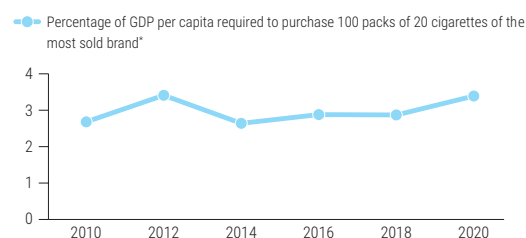
EVOLUTION OF TAXES AND PRICES ON THE MOST POPULAR BRAND OF CIGARETTES

	2008	2010	2012	2014	2016	2018	2020
Tax (percentage of the final price of the most sold brand)	30.08%	26.54%	29.91%	62.88%	56.73%	51.25%	51.29%
Price of the most sold brand (international dollars PPP)	3.62	3.52	4.66	3.75	4.21	4.56	4.65



EVOLUTION OF THE PRICE OF CIGARETTES COMPARED TO INCOME

	2010	2012	2014	2016	2018	2020
Percentage of per capita GDP required to purchase 100 packs of 20 cigarettes of the most sold brand*	2.68%	3.41%	2.64%	2.88%	2.87%	3.39%



Have cigarettes become less affordable since 2010? No change⁹

Did cigarettes become less affordable between 2018 and 2020? Yes

* Note that a higher percentage implies a lower affordability and a greater disincentive to consume cigarettes

⁹ Affordability is considered unchanged (2010-2020) if the least-squares growth rate is not statistically significant at the 5% level.

SUPPLEMENTARY INFORMATION ON TAXES

Are sales of duty (or excise) free cigarettes banned?	No
Are tobacco tax revenues (or part of) earmarked for health purposes?	No

--- Data not reported/not available

--- Data not required/not applicable

SAINT VINCENT AND THE GRENADINES

Prevalence of tobacco use

Youth

POPULATION GROUP	CURRENT TOBACCO USE (SMOKED AND SMOKELESS) (%)	CURRENT TOBACCO SMOKING (%)	CURRENT CIGARETTE SMOKING (%)	CURRENT SMOKELESS TOBACCO USE (%)	CURRENT ELECTRONIC CIGARETTE USE (%)
Men	9.9	8.9	4.1	3.0	8.4
Women	8.7	7.9	4.1	2.0	7.8
Total	9.3	8.4	4.1	2.5	8.1

Source: Global Youth Tobacco Survey, 2018 (13-15 years).

Adult

POPULATION GROUP	CURRENT TOBACCO USE (SMOKED AND SMOKELESS) (%)	CURRENT TOBACCO SMOKING (%)	CURRENT CIGARETTE SMOKING (%)	CURRENT SMOKELESS TOBACCO USE (%)	CURRENT ELECTRONIC CIGARETTE USE (%)
Men	...	21.9	...	0.2	...
Women	...	2.5	...	0.0	...
Total	...	12.2	...	0.1	...

Source: National Health and Nutrition Survey, 2013-2014 (18-69 years).

MPOWER Measures

M (MONITORING)

Survey	Youth	Adults
Recent	Yes	No
National representativeness	Yes	Yes
Periodic	No	No

P (SMOKE-FREE POLICIES)

Health centers	No
Schools (except universities)	No
Universities	No
Government buildings	No
Offices	No
Restaurants	No
Bars and pubs	No
Public transportation	No
All other indoor public places	---

O (CESSATION)

Toll-free quitline	No	
Nicotinic substitution therapy is available in:	Are the costs covered?	
Not available	---	
Cessation services are available in:	Are the costs covered?	
Primary care services	No	---
Hospitals	No	---
Doctor's offices	No	---
The community	Yes, in some	...
Other	No	---

... Data not reported/not available

--- Data not required/not applicable

For definitions of the indicators and color-coded ratings, see Technical Note (Chapter 6 - Report on Tobacco Control for the Region of the Americas 2022)

W (HEALTH WARNINGS)

Health warnings required by law	No
Images	---
Size (average-front/back)	---
Ban on misleading terms	No
Is any feature missing?	---
Does the law mandate plain packaging	No

E (ADVERTISING BANS)

Ban on direct advertising	
Television, radio, and print media	No
Billboards	No
Advertising at points of sale	No
Internet	No
Ban on indirect advertising	
Ban on promotion	No
Ban on sponsorship	No
Ban on corporate social responsibility (CSR) activities	No
Ban on product display	No

R (TAXATION)

Price of most sold brand (pack of 20 cigarettes)	
In national currency	XCD 8.00
In international dollars	5.17
Tax (share of the final price of most sold brand)	
Total taxes	23.11%
Specific excise taxes	6.88%
Ad valorem excise taxes	0.00%
Value-added tax (VAT)	13.79%
Import duties	0.00%
Other taxes	2.44%

Evolution of taxes and prices	2008	2020
Tax (share of the final price of most sold brand)	14.71%	23.11%
Price of most sold brand (international dollars)	3.27	5.17



	WHO FRAMEWORK CONVENTION ON TOBACCO CONTROL	PROTOCOL TO ELIMINATE ILLICIT TRADE IN TOBACCO PRODUCTS
Date of signature (d/m/y):	14/06/2004	—
Date of the ratification or accession (d/m/y):	29/10/2010	—

Tobacco: prices and taxes

RETAIL PRICE PER PACK OF 20 CIGARETTES

		In local currency (XCD)	In international dollars (PPP) ¹
Most popular brand:	Pall Mall Menthol	8.00	5.17
Most inexpensive brand:	Empire	7.10	4.59
Most expensive brand:	Dunhill Menthol	8.00	5.17

TAXES ON TOBACCO²

Taxes as percentage of the final price of the most sold brand

Excise taxes ³	Specific taxes ⁴	6.88%
	<i>Ad valorem</i> tax ⁵	0.00%
Value-added/sales tax (VAT)		13.79%
Import duty ⁶		0.00%
Other taxes		2.44%
Total excise taxes		23.11%

Design and administration of cigarette taxes

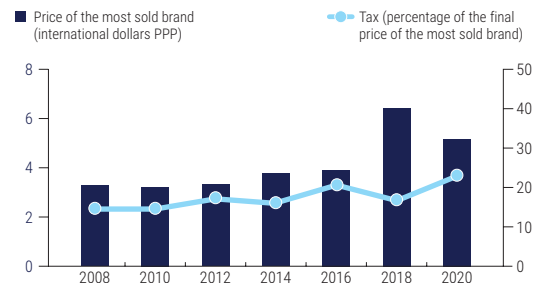
Are taxes applied in a mixed fashion (<i>ad valorem</i> and specific)?	No
If a mixed tax system is used, is the tax burden of specific taxes greater than that of <i>ad valorem</i> taxes? ⁷	---
If an <i>ad valorem</i> or mixed tax system exists, is a specific minimum tax applied? ⁸	---

- The international dollar is a currency unit adjusted for purchasing power parity (PPP) that is used to compare the value of products and services in different countries.
- Taxes: taxes imposed on goods or services which cause consumers to pay higher prices.
- Excise taxes: these have a greater impact on public health since they are applied exclusively to tobacco products and raise their relative price compared to other products and services.
- Specific tax: it is established in relation to quantity, for example, a set quantity of cigarettes, or by weight.
- Ad valorem* tax: it is based on the value of the product, such as a percentage of the retail price, the manufacturer's price, etc.
- The effectiveness of import duties in raising sales prices has been declining as countries have signed bilateral, regional, and global trade agreements.
- Specific excise taxes tend to raise consumer prices more, relatively, than *ad valorem* taxes. Imposing the same specific excise tax on all cigarettes sends the clear message that they are all equally detrimental.
- If the tax calculated falls below a specified minimum level, a specific tax rate is applied.

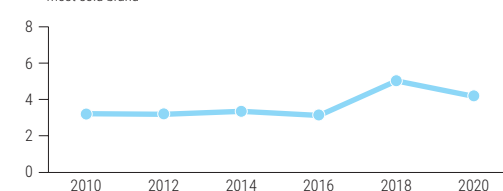
EVOLUTION OF TAXES AND PRICES ON THE MOST POPULAR BRAND OF CIGARETTES

	2008	2010	2012	2014	2016	2018	2020 ⁹
Tax (percentage of the final price of the most sold brand)	14.71%	14.71%	17.40%	16.14%	20.69%	16.89%	23.11%
Price of the most sold brand (international dollars PPP)	3.27	3.22	3.33	3.76	3.91	6.42	5.17

- ⁹ The country has increased excise taxes on tobacco since 2018; however, due to price variability, the effect is not necessarily seen in the tax indicator.



Percentage of GDP per capita required to purchase 100 packs of 20 cigarettes of the most sold brand*



EVOLUTION OF THE PRICE OF CIGARETTES COMPARED TO INCOME

	2010	2012	2014	2016	2018	2020
Percentage of per capita GDP required to purchase 100 packs of 20 cigarettes of the most sold brand*	3.21%	3.22%	3.36%	3.16%	5.04%	4.21%

- Have cigarettes become less affordable since 2010? Yes
- Did cigarettes become less affordable between 2018 and 2020? No¹⁰

* Note that a higher percentage implies a lower affordability and a greater disincentive to consume cigarettes

¹⁰ Cigarettes became more expensive between 2018 and 2020, but became more affordable between 2018 and 2020.

SUPPLEMENTARY INFORMATION ON TAXES

Are sales of duty (or excise) free cigarettes banned?	No
Are tobacco tax revenues (or part of) earmarked for health purposes?	No

- Data not reported/not available
- Data not required/not applicable

SURINAME

Prevalence of tobacco use

Youth

POPULATION GROUP	CURRENT TOBACCO USE (SMOKED AND SMOKELESS) (%)	CURRENT TOBACCO SMOKING (%)	CURRENT CIGARETTE SMOKING (%)	CURRENT SMOKELESS TOBACCO USE (%)	CURRENT ELECTRONIC CIGARETTE USE (%)
Men	17.1	16.1	12.8	1.7	7.4
Women	7.3	7.0	5.3	0.6	4.6
Total	11.7	11.1	8.7	1.1	5.9

Source: Global Youth Tobacco Survey, 2016 (13-15 years).

Adult

POPULATION GROUP	CURRENT TOBACCO USE (SMOKED AND SMOKELESS) (%)	CURRENT TOBACCO SMOKING (%)	CURRENT CIGARETTE SMOKING (%)	CURRENT SMOKELESS TOBACCO USE (%)	CURRENT ELECTRONIC CIGARETTE USE (%)
Men	...	34.0	34.0
Women	...	6.5	6.5
Total	...	20.1	20.0

Source: STEPS Survey, 2013 (25-65 years).

MPOWER Measures

M (MONITORING)

Survey	Youth	Adults
Recent	Yes	No
National representativeness	Yes	Yes
Periodic	No	No

P (SMOKE-FREE POLICIES)

Health centers	Yes
Schools (except universities)	Yes
Universities	Yes
Government buildings	Yes
Offices	Yes
Restaurants	Yes
Bars and pubs	Yes
Public transportation	Yes
All other indoor public places	Yes

O (CESSATION)

Toll-free quitline	No	
Nicotinic substitution therapy is available in:	Are the costs covered?	
Pharmacy	No	
Cessation services are available in:	Are the costs covered?	
Primary care services	No	---
Hospitals	No	---
Doctor's offices	No	---
The community	Yes, in some	No
Other	No	---

... Data not reported/not available

--- Data not required/not applicable

For definitions of the indicators and color-coded ratings, see Technical Note (Chapter 6 - Report on Tobacco Control for the Region of the Americas 2022)

W (HEALTH WARNINGS)

Health warnings required by law	Yes
Images	Yes
Size (average-front/back)	50-50/50
Ban on misleading terms	Yes
Is any feature missing?	Yes
Does the law mandate plain packaging	No

E (ADVERTISING BANS)

Ban on direct advertising	
Television, radio, and print media	Yes
Billboards	Yes
Advertising at points of sale	Yes
Internet	Yes
Ban on indirect advertising	
Ban on promotion	Incomplete
Ban on sponsorship	Yes
Ban on corporate social responsibility (CSR) activities	Yes
Ban on product display	Yes

Additional information in Table 9 and 10

R (TAXATION)

Price of most sold brand (pack of 20 cigarettes)		
In national currency	SRD	45.00
In international dollars		10.10
Tax (share of the final price of most sold brand)		
Total taxes		26.53%
Specific excise taxes		21.88%
Ad valorem excise taxes		0.00%
Value-added tax (VAT)		4.65%
Import duties		0.00%
Other taxes		0.00%

Evolution of taxes and prices	2008	2020
Tax (share of the final price of most sold brand)	57.49%	26.53%
Price of most sold brand (international dollars)	3.35	10.10



	WHO FRAMEWORK CONVENTION ON TOBACCO CONTROL	PROTOCOL TO ELIMINATE ILLICIT TRADE IN TOBACCO PRODUCTS
Date of signature (d/m/y):	24/06/2004	—
Date of the ratification or accession (d/m/y):	16/12/2008	—

Tobacco: prices and taxes

RETAIL PRICE PER PACK OF 20 CIGARETTES

		In local currency (SRD)	In international dollars (PPP) ¹
Most popular brand:	Morello	45.00	10.10
Most inexpensive brand:	Pall Mall	42.50	9.54
Most expensive brand:	Dunhill	50.00	11.22

TAXES ON TOBACCO²

Taxes as percentage of the final price of the most sold brand

Excise taxes ³	Specific taxes ⁴	21.88%
	<i>Ad valorem</i> tax ⁵	0.00%
Value-added/sales tax (VAT)		4.65%
Import duty ⁶		0.00%
Other taxes		0.00%
Total excise taxes		26.53%

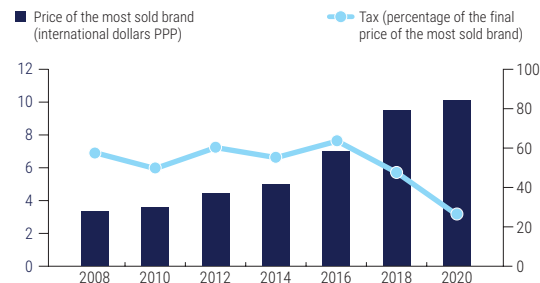
Design and administration of cigarette taxes

Are taxes applied in a mixed fashion (<i>ad valorem</i> and specific)?	No
If a mixed tax system is used, is the tax burden of specific taxes greater than that of <i>ad valorem</i> taxes? ⁷	---
If an <i>ad valorem</i> or mixed tax system exists, is a specific minimum tax applied? ⁸	---

- The international dollar is a currency unit adjusted for purchasing power parity (PPP) that is used to compare the value of products and services in different countries.
- Taxes: taxes imposed on goods or services which cause consumers to pay higher prices.
- Excise taxes: these have a greater impact on public health since they are applied exclusively to tobacco products and raise their relative price compared to other products and services.
- Specific tax: it is established in relation to quantity, for example, a set quantity of cigarettes, or by weight.
- Ad valorem* tax: it is based on the value of the product, such as a percentage of the retail price, the manufacturer's price, etc.
- The effectiveness of import duties in raising sales prices has been declining as countries have signed bilateral, regional, and global trade agreements.
- Specific excise taxes tend to raise consumer prices more, relatively, than *ad valorem* taxes. Imposing the same specific excise tax on all cigarettes sends the clear message that they are all equally detrimental.
- If the tax calculated falls below a specified minimum level, a specific tax rate is applied.

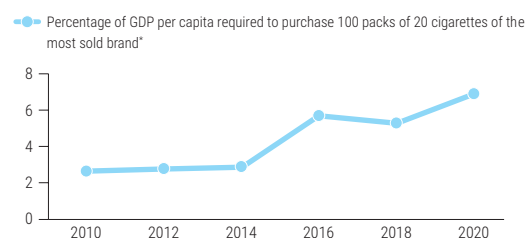
EVOLUTION OF TAXES AND PRICES ON THE MOST POPULAR BRAND OF CIGARETTES

	2008	2010	2012	2014	2016	2018	2020
Tax (percentage of the final price of the most sold brand)	57.49%	49.92%	60.49%	55.33%	63.70%	47.62%	26.53%
Price of the most sold brand (international dollars PPP)	3.35	3.59	4.42	4.97	7.00	9.49	10.10



EVOLUTION OF THE PRICE OF CIGARETTES COMPARED TO INCOME

	2010	2012	2014	2016	2018	2020
Percentage of per capita GDP required to purchase 100 packs of 20 cigarettes of the most sold brand*	2.66%	2.80%	2.91%	5.02%	5.71%	6.91%



Have cigarettes become less affordable since 2010? Yes

Did cigarettes become less affordable between 2018 and 2020? Yes

* Note that a higher percentage implies a lower affordability and a greater disincentive to consume cigarettes

SUPPLEMENTARY INFORMATION ON TAXES

Are sales of duty (or excise) free cigarettes banned?	No
Are tobacco tax revenues (or part of) earmarked for health purposes?	No

--- Data not reported/not available

--- Data not required/not applicable

TRINIDAD AND TOBAGO

Prevalence of tobacco use

Youth

POPULATION GROUP	CURRENT TOBACCO USE (SMOKED AND SMOKELESS) (%)	CURRENT TOBACCO SMOKING (%)	CURRENT CIGARETTE SMOKING (%)	CURRENT SMOKELESS TOBACCO USE (%)	CURRENT ELECTRONIC CIGARETTE USE (%)
Men	17.3	13.6	8.6	5.0	21.7
Women	10.8	8.6	4.9	3.2	12.9
Total	14.0	11.0	6.7	4.1	17.2

Source: Global Youth Tobacco Survey, 2017 (13-15 years).

Adult

POPULATION GROUP	CURRENT TOBACCO USE (SMOKED AND SMOKELESS) (%)	CURRENT TOBACCO SMOKING (%)	CURRENT CIGARETTE SMOKING (%)	CURRENT SMOKELESS TOBACCO USE (%)	CURRENT ELECTRONIC CIGARETTE USE (%)
Men	33.5	33.5	...	0.5	...
Women	9.6	9.4	...	0.3	...
Total	21.2	21.1	...	0.4	...

Source: Pan American STEPS Noncommunicable Disease and Risk Factors Survey, 2011 (15-64 years).

MPOWER Measures

M (MONITORING)

Survey	Youth	Adults
Recent	Yes	No
National representativeness	Yes	Yes
Periodic	No	No

P (SMOKE-FREE POLICIES)

Health centers	Yes
Schools (except universities)	Yes
Universities	Yes
Government buildings	Yes
Offices	Yes
Restaurants	Yes
Bars and pubs	Yes
Public transportation	Yes
All other indoor public places	Yes

O (CESSATION)

Toll-free quitline	No	
Nicotinic substitution therapy is available in:	Are the costs covered?	
Pharmacy	Fully	
Cessation services are available in:	Are the costs covered?	
Primary care services	Yes, in some	Fully
Hospitals	Yes, in some	Partially
Doctor's offices	No	---
The community	No	---
Other	No	---

... Data not reported/not available

--- Data not required/not applicable

For definitions of the indicators and color-coded ratings, see Technical Note (Chapter 6 - Report on Tobacco Control for the Region of the Americas 2022)

W (HEALTH WARNINGS)

Health warnings required by law	Yes*
Images	Yes*
Size (average-front/back)	50-50/50*
Ban on misleading terms	Yes*
Is any feature missing?	Yes*
Does the law mandate plain packaging	No

Note: * Provision adopted but not implemented by 31 December 2020.

E (ADVERTISING BANS)


Ban on direct advertising	
Television, radio, and print media	Incomplete
Billboards	Yes
Advertising at points of sale	No
Internet	No
Ban on indirect advertising	
Ban on promotion	Incomplete
Ban on sponsorship	No
Ban on corporate social responsibility (CSR) activities	No
Ban on product display	Yes

Additional information in Table 9 and 10

R (TAXATION)

Price of most sold brand (pack of 20 cigarettes)		
In national currency	TTD	30.00
In international dollars		7.12
Tax (share of the final price of most sold brand)		
Total taxes		25.71%
Specific excise taxes		14.60%
Ad valorem excise taxes		0.00%
Value-added tax (VAT)		11.11%
Import duties		0.00%
Other taxes		0.00%

Evolution of taxes and prices	2008	2020
Tax (share of the final price of most sold brand)	36.69%	25.71%
Price of most sold brand (international dollars)	3.23	7.12

	WHO FRAMEWORK CONVENTION ON TOBACCO CONTROL	PROTOCOL TO ELIMINATE ILLICIT TRADE IN TOBACCO PRODUCTS	
Date of signature (d/m/y):	27/08/2003	—	
Date of the ratification or accession (d/m/y):	19/08/2004	—	

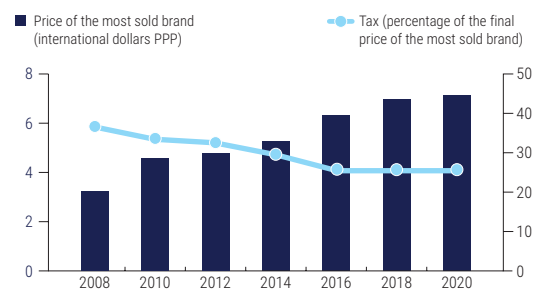
Tobacco: prices and taxes

RETAIL PRICE PER PACK OF 20 CIGARETTES		In local currency (TTD)	In international dollars (PPP) ¹
Most popular brand:	Du Maurier	30.00	7.12
Most inexpensive brand:	"Chinese brands"	15.00	3.56
Most expensive brand:

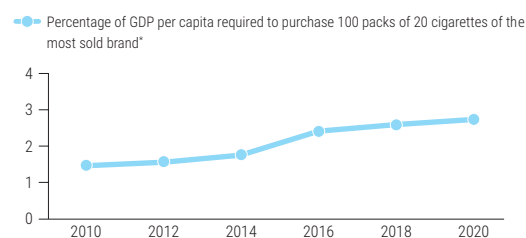
TAXES ON TOBACCO ²		Design and administration of cigarette taxes	
Taxes as percentage of the final price of the most sold brand			
Excise taxes ³	Specific taxes ⁴	14.60%	Are taxes applied in a mixed fashion (<i>ad valorem</i> and specific)?
	<i>Ad valorem</i> tax ⁵	0.00%	
Value-added/sales tax (VAT)		11.11%	If a mixed tax system is used, is the tax burden of specific taxes greater than that of <i>ad valorem</i> taxes? ⁷
Import duty ⁶		0.00%	
Other taxes		0.00%	If an <i>ad valorem</i> or mixed tax system exists, is a specific minimum tax applied? ⁸
Total excise taxes		25.71%	

- The international dollar is a currency unit adjusted for purchasing power parity (PPP) that is used to compare the value of products and services in different countries.
- Taxes: taxes imposed on goods or services which cause consumers to pay higher prices.
- Excise taxes: these have a greater impact on public health since they are applied exclusively to tobacco products and raise their relative price compared to other products and services.
- Specific tax: it is established in relation to quantity, for example, a set quantity of cigarettes, or by weight.
- Ad valorem* tax: it is based on the value of the product, such as a percentage of the retail price, the manufacturer's price, etc.
- The effectiveness of import duties in raising sales prices has been declining as countries have signed bilateral, regional, and global trade agreements.
- Specific excise taxes tend to raise consumer prices more, relatively, than *ad valorem* taxes. Imposing the same specific excise tax on all cigarettes sends the clear message that they are all equally detrimental.
- If the tax calculated falls below a specified minimum level, a specific tax rate is applied.

EVOLUTION OF TAXES AND PRICES ON THE MOST POPULAR BRAND OF CIGARETTES							
	2008	2010	2012	2014	2016	2018	2020
Tax (percentage of the final price of the most sold brand)	36.69%	33.73%	32.58%	29.61%	25.76%	25.71%	25.71%
Price of the most sold brand (international dollars PPP)	3.23	4.58	4.76	5.26	6.33	6.96	7.12



EVOLUTION OF THE PRICE OF CIGARETTES COMPARED TO INCOME						
	2010	2012	2014	2016	2018	2020
Percentage of per capita GDP required to purchase 100 packs of 20 cigarettes of the most sold brand*	1.48%	1.58%	1.77%	2.41%	2.59%	2.74%



Have cigarettes become less affordable since 2010? Yes

Did cigarettes become less affordable between 2018 and 2020? Yes

* Note that a higher percentage implies a lower affordability and a greater disincentive to consume cigarettes

SUPPLEMENTARY INFORMATION ON TAXES	
Are sales of duty (or excise) free cigarettes banned?	No
Are tobacco tax revenues (or part of) earmarked for health purposes?	No

... Data not reported/not available

--- Data not required/not applicable

UNITED STATES OF AMERICA

Prevalence of tobacco use

Youth

POPULATION GROUP	CURRENT TOBACCO USE (SMOKED AND SMOKELESS) (%)	CURRENT TOBACCO SMOKING (%)	CURRENT CIGARETTE SMOKING (%)	CURRENT SMOKELESS TOBACCO USE (%)	CURRENT ELECTRONIC CIGARETTE USE (%)
Men	5.4	4.8	20.4
Women	3.9	1.4	18.7
Total	4.6	3.1	19.6

Source: National Youth Tobacco Survey, 2020 (High-school).

Adult

POPULATION GROUP	CURRENT TOBACCO USE (SMOKED AND SMOKELESS) (%)	CURRENT TOBACCO SMOKING (%)	CURRENT CIGARETTE SMOKING (%)	CURRENT SMOKELESS TOBACCO USE (%)	CURRENT ELECTRONIC CIGARETTE USE (%)
Men	28.6	24.9	20.3	6.2	...
Women	17.4	17.1	16.1	0.6	...
Total	22.8	20.8	18.1	3.3	...

Note: For details on the products included in or excluded from each indicator, please refer to the published documentation of the source survey.

Source: SAMHSA, Center for Behavioral Health Statistics and Quality, National Survey on Drug Use and Health, 2019 (18+ years).

MPOWER Measures

M (MONITORING)

Survey	Youth	Adults
Recent	Yes	Yes
National representativeness	Yes	Yes
Periodic	Yes	Yes

P (SMOKE-FREE POLICIES)

Health centers	No
Schools (except universities)	No
Universities	No
Government buildings	Yes
Offices	No
Restaurants	No
Bars and pubs	No
Public transportation	No
All other indoor public places	---

O (CESSATION)

Toll-free quitline	Yes	
Nicotinic substitution therapy is available in:	Are the costs covered?	
General store	Partially	
Cessation services are available in:	Are the costs covered?	
Primary care services	Yes, in some	Partially
Hospitals	Yes, in some	Partially
Doctor's offices	Yes, in some	Partially
The community	Yes, in some	Partially
Other	No	---

... Data not reported/not available

--- Data not required/not applicable

For definitions of the indicators and color-coded ratings, see Technical Note (Chapter 6 - Report on Tobacco Control for the Region of the Americas 2022)

W (HEALTH WARNINGS)

Health warnings required by law	Yes
Images	Yes
Size (average-front/back)	50-50/50
Ban on misleading terms	Yes
Is any feature missing?	Yes
Does the law mandate plain packaging	No

E (ADVERTISING BANS)

Ban on direct advertising	
Television, radio, and print media	Incomplete
Billboards	No
Advertising at points of sale	No
Internet	Yes
Ban on indirect advertising	
Ban on promotion	No
Ban on sponsorship	No
Ban on corporate social responsibility (CSR) activities	No
Ban on product display	No

Additional information in Table 9 and 10

R (TAXATION)

Price of most sold brand (pack of 20 cigarettes)		
In national currency	USD	7.33
In international dollars		7.33
Tax (share of the final price of most sold brand)		
Total taxes		39.97%
Specific excise taxes		34.79%
Ad valorem excise taxes		0.00%
Value-added tax (VAT)		5.18%
Import duties		0.00%
Other taxes		0.00%
Evolution of taxes and prices	2008	2020
Tax (share of the final price of most sold brand)	36.57%	39.97%
Price of most sold brand (international dollars)	4.58	7.33



	WHO FRAMEWORK CONVENTION ON TOBACCO CONTROL	PROTOCOL TO ELIMINATE ILLICIT TRADE IN TOBACCO PRODUCTS
Date of signature (d/m/y):	10/05/2004	—
Date of the ratification or accession (d/m/y):	—	—

Tobacco: prices and taxes

RETAIL PRICE PER PACK OF 20 CIGARETTES

	In local currency (USD)	In international dollars (PPP) ¹
Most popular brand: ---	7.33	7.33
Most inexpensive brand: ---	---	---
Most expensive brand: ---	---	---

TAXES ON TOBACCO²

Taxes as percentage of the final price of the most sold brand

Excise taxes ³	Specific taxes ⁴	34.79%
	<i>Ad valorem</i> tax ⁵	0.00%
Value-added/sales tax (VAT)		5.18%
Import duty ⁶		0.00%
Other taxes		0.00%
Total excise taxes		39.97%

Design and administration of cigarette taxes

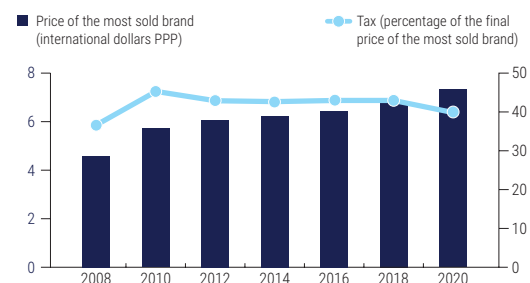
Are taxes applied in a mixed fashion (<i>ad valorem</i> and specific)?	No
If a mixed tax system is used, is the tax burden of specific taxes greater than that of <i>ad valorem</i> taxes? ⁷	---
If an <i>ad valorem</i> or mixed tax system exists, is a specific minimum tax applied? ⁸	---

- The international dollar is a currency unit adjusted for purchasing power parity (PPP) that is used to compare the value of products and services in different countries.
- Taxes: taxes imposed on goods or services which cause consumers to pay higher prices.
- Excise taxes: these have a greater impact on public health since they are applied exclusively to tobacco products and raise their relative price compared to other products and services.
- Specific tax: it is established in relation to quantity, for example, a set quantity of cigarettes, or by weight.
- Ad valorem* tax: it is based on the value of the product, such as a percentage of the retail price, the manufacturer's price, etc.
- The effectiveness of import duties in raising sales prices has been declining as countries have signed bilateral, regional, and global trade agreements.
- Specific excise taxes tend to raise consumer prices more, relatively, than *ad valorem* taxes. Imposing the same specific excise tax on all cigarettes sends the clear message that they are all equally detrimental.
- If the tax calculated falls below a specified minimum level, a specific tax rate is applied.

EVOLUTION OF TAXES AND PRICES ON THE MOST POPULAR BRAND OF CIGARETTES

	2008	2010	2012	2014	2016	2018	2020
Tax (percentage of the final price of the most sold brand)	36.57%	45.28%	42.93%	42.54%	43.01%	42.96%	39.97%
Price of the most sold brand (international dollars PPP)	4.58	5.72	6.07	6.23	6.43	6.86	7.33

Note: Taxation data for the United States contains weighted averages of Federal (or national) and non-Federal (or non-national) sources and therefore cannot be approved by the Federal (or national) authorities.



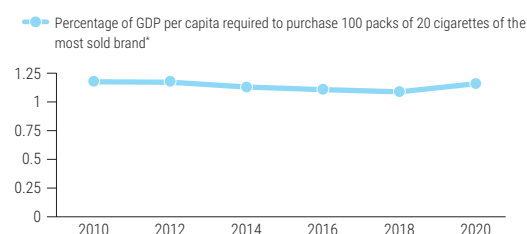
EVOLUTION OF THE PRICE OF CIGARETTES COMPARED TO INCOME

	2010	2012	2014	2016	2018	2020
Percentage of per capita GDP required to purchase 100 packs of 20 cigarettes of the most sold brand*	1.18%	1.18%	1.13%	1.11%	1.09%	1.16%

Have cigarettes become less affordable since 2010? No change⁹

Did cigarettes become less affordable between 2018 and 2020? Yes

- * Note that a higher percentage implies a lower affordability and a greater disincentive to consume cigarettes
- ⁹ Affordability is considered unchanged (2010-2020) if the least-squares growth rate is not statistically significant at the 5% level.



SUPPLEMENTARY INFORMATION ON TAXES

Are sales of duty (or excise) free cigarettes banned?	No
Are tobacco tax revenues (or part of) earmarked for health purposes?	Varies by state. Amount per pack funds different types of activities; mainly health activities.

- Data not reported/not available
- Data not required/not applicable

URUGUAY

Prevalence of tobacco use

Youth

POPULATION GROUP	CURRENT TOBACCO USE (SMOKED AND SMOKELESS) (%)	CURRENT TOBACCO SMOKING (%)	CURRENT CIGARETTE SMOKING (%)	CURRENT SMOKELESS TOBACCO USE (%)	CURRENT ELECTRONIC CIGARETTE USE (%)
Men	9.7	8.3	6.9	2.0	16.8
Women	13.6	12.7	10.5	1.5	10.7
Total	11.5	10.3	8.6	1.7	13.9

Source: Global Youth Tobacco Survey, 2019 (13-15 years).

Adult

POPULATION GROUP	CURRENT TOBACCO USE (SMOKED AND SMOKELESS) (%)	CURRENT TOBACCO SMOKING (%)	CURRENT CIGARETTE SMOKING (%)	CURRENT SMOKELESS TOBACCO USE (%)	CURRENT ELECTRONIC CIGARETTE USE (%)
Men	...	23.5	...	0.3	0.3
Women	...	16.1	...	0.0	0.2
Total	...	19.7	...	0.1	0.2

Source: Continuous Household Survey, 2019 (15+ years) and Global Adult Tobacco Survey (GATS), 2016-2017 (15+ years)

MPOWER Measures

M (MONITORING)

Survey	Youth	Adults
Recent	Yes	Yes
National representativeness	Yes	Yes
Periodic	Yes	Yes

P (SMOKE-FREE POLICIES)

Health centers	Yes
Schools (except universities)	Yes
Universities	Yes
Government buildings	Yes
Offices	Yes
Restaurants	Yes
Bars and pubs	Yes
Public transportation	Yes
All other indoor public places	Yes

O (CESSATION)

Toll-free quitline	No	
Nicotinic substitution therapy is available in:	Are the costs covered?	
Pharmacy	Fully	
Cessation services are available in:	Are the costs covered?	
Primary care services	Yes, in most	Fully
Hospitals	Yes, in most	Partially
Doctor's offices	Yes, in some	Fully
The community	Yes, in some	No
Other	Yes, in some	Partially

... Data not reported/not available

--- Data not required/not applicable

For definitions of the indicators and color-coded ratings, see Technical Note (Chapter 6 - Report on Tobacco Control for the Region of the Americas 2022)

W (HEALTH WARNINGS)

Health warnings required by law	Yes
Images	Yes
Size (average-front/back)	80-80/80
Ban on misleading terms	Yes
Is any feature missing?	Yes
Does the law mandate plain packaging	Yes

E (ADVERTISING BANS)

Ban on direct advertising	
Television, radio, and print media	Yes
Billboards	Yes
Advertising at points of sale	Yes
Internet	Yes
Ban on indirect advertising	
Ban on promotion	Yes
Ban on sponsorship	Yes
Ban on corporate social responsibility (CSR) activities	Yes
Ban on product display	Yes

R (TAXATION)

Price of most sold brand (pack of 20 cigarettes)		
In national currency	UYU	165.00
In international dollars		5.91
Tax (share of the final price of most sold brand)		
Total taxes		65.92%
Specific excise taxes		47.88%
Ad valorem excise taxes		0.00%
Value-added tax (VAT)		18.03%
Import duties		0.00%
Other taxes		0.00%

Evolution of taxes and prices	2008	2020
Tax (share of the final price of most sold brand)	65.82%	65.92%
Price of most sold brand (international dollars)	3.49	5.91



	WHO FRAMEWORK CONVENTION ON TOBACCO CONTROL	PROTOCOL TO ELIMINATE ILLICIT TRADE IN TOBACCO PRODUCTS
Date of signature (d/m/y):	19/06/2003	10/01/2013
Date of the ratification or accession (d/m/y):	09/09/2004	24/09/2014

Tobacco: prices and taxes

RETAIL PRICE PER PACK OF 20 CIGARETTES

		In local currency (UYU)	In international dollars (PPP) ¹
Most popular brand:	Nevada	165.00	5.91
Most inexpensive brand:	Fiesta	155.00	5.55
Most expensive brand:	Marlboro	165.00	5.91

TAXES ON TOBACCO²

Taxes as percentage of the final price of the most sold brand

	Specific taxes ⁴	
Excise taxes ³		47.88%
	<i>Ad valorem</i> tax ⁵	0.00%
Value-added/sales tax (VAT)		18.03%
Import duty ⁶		0.00%
Other taxes		0.00%
Total excise taxes		65.92%

Design and administration of cigarette taxes

Are taxes applied in a mixed fashion (<i>ad valorem</i> and specific)?	No
If a mixed tax system is used, is the tax burden of specific taxes greater than that of <i>ad valorem</i> taxes? ⁷	---
If an <i>ad valorem</i> or mixed tax system exists, is a specific minimum tax applied? ⁸	---

- The international dollar is a currency unit adjusted for purchasing power parity (PPP) that is used to compare the value of products and services in different countries.
- Taxes: taxes imposed on goods or services which cause consumers to pay higher prices.
- Excise taxes: these have a greater impact on public health since they are applied exclusively to tobacco products and raise their relative price compared to other products and services.
- Specific tax: it is established in relation to quantity, for example, a set quantity of cigarettes, or by weight.
- Ad valorem* tax: it is based on the value of the product, such as a percentage of the retail price, the manufacturer's price, etc.
- The effectiveness of import duties in raising sales prices has been declining as countries have signed bilateral, regional, and global trade agreements.
- Specific excise taxes tend to raise consumer prices more, relatively, than *ad valorem* taxes. Imposing the same specific excise tax on all cigarettes sends the clear message that they are all equally detrimental.
- If the tax calculated falls below a specified minimum level, a specific tax rate is applied.

EVOLUTION OF TAXES AND PRICES ON THE MOST POPULAR BRAND OF CIGARETTES

	2008	2010	2012	2014	2016	2018	2020 ⁹
Tax (percentage of the final price of the most sold brand)	65.82%	72.32%	68.70%	66.75%	65.51%	66.08%	65.92%
Price of the most sold brand (international dollars PPP)	3.49	4.89	4.43	4.01	4.90	5.83	5.91

⁹ The country has increased excise taxes on tobacco since 2018; however, due to price variability, the effect is not necessarily seen in the tax indicator.

EVOLUTION OF THE PRICE OF CIGARETTES COMPARED TO INCOME

	2010	2012	2014	2016	2018	2020
Percentage of per capita GDP required to purchase 100 packs of 20 cigarettes of the most sold brand*	2.94%	2.47%	2.02%	2.41%	2.68%	2.77%

Have cigarettes become less affordable since 2010? No change¹⁰

Did cigarettes become less affordable between 2018 and 2020? Yes

* Note that a higher percentage implies a lower affordability and a greater disincentive to consume cigarettes

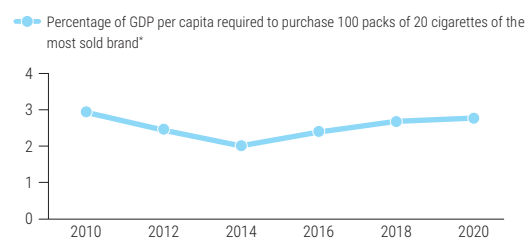
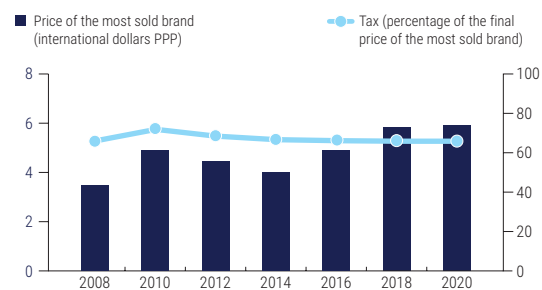
¹⁰ Affordability is considered unchanged (2010-2020) if the least-squares growth rate is not statistically significant at the 5% level.

SUPPLEMENTARY INFORMATION ON TAXES

Are sales of duty (or excise) free cigarettes banned?	No
Are tobacco tax revenues (or part of) earmarked for health purposes?	No

--- Data not reported/not available

--- Data not required/not applicable



VENEZUELA (BOLIVARIAN REPUBLIC OF)

Prevalence of tobacco use

Youth

POPULATION GROUP	CURRENT TOBACCO USE (SMOKED AND SMOKELESS) (%)	CURRENT TOBACCO SMOKING (%)	CURRENT CIGARETTE SMOKING (%)	CURRENT SMOKELESS TOBACCO USE (%)	CURRENT ELECTRONIC CIGARETTE USE (%)
Men	15.9	11.0	8.2	9.8	9.6
Women	12.3	9.0	7.0	5.0	9.5
Total	14.3	10.1	7.6	7.5	9.5

Source: Global Youth Tobacco Survey, 2019 (13-15 years).

Adult

POPULATION GROUP	CURRENT TOBACCO USE (SMOKED AND SMOKELESS) (%)	CURRENT TOBACCO SMOKING (%)	CURRENT CIGARETTE SMOKING (%)	CURRENT SMOKELESS TOBACCO USE (%)	CURRENT ELECTRONIC CIGARETTE USE (%)
Men	28.9	...	25.2	6.2	...
Women	14.4	...	13.9	0.9	...
Total	21.5	...	19.4	3.5	...

Source: National Survey of Drugs in the General Population 2011 (18-65 years).

MPOWER Measures

M (MONITORING)

Survey	Youth	Adults
Recent	No	No
National representativeness	Yes	Yes
Periodic	No	No

P (SMOKE-FREE POLICIES)

Health centers	Yes
Schools (except universities)	Yes
Universities	Yes
Government buildings	Yes
Offices	Yes
Restaurants	Yes
Bars and pubs	Yes
Public transportation	Yes
All other indoor public places	Yes

O (CESSATION)

Toll-free quitline	No	
Nicotinic substitution therapy is available in:	Are the costs covered?	
Pharmacy	Fully	
Cessation services are available in:	Are the costs covered?	
Primary care services	Yes, in some	Fully
Hospitals	Yes, in some	Fully
Doctor's offices	Yes, in some	Fully
The community	No	---
Other	Yes, in some	Fully

... Data not reported/not available

--- Data not required/not applicable

For definitions of the indicators and color-coded ratings, see Technical Note (Chapter 6 - Report on Tobacco Control for the Region of the Americas 2022)

W (HEALTH WARNINGS)

Health warnings required by law	Yes
Images	Yes
Size (average-front/back)	65-30/100
Ban on misleading terms	Yes
Is any feature missing?	Yes
Does the law mandate plain packaging	No

E (ADVERTISING BANS)

Ban on direct advertising	
Television, radio, and print media	Yes
Billboards	Yes
Advertising at points of sale	Yes
Internet	Yes
Ban on indirect advertising	
Ban on promotion	Yes
Ban on sponsorship	Yes
Ban on corporate social responsibility (CSR) activities	Yes
Ban on product display	Yes

R (TAXATION)

Price of most sold brand (pack of 20 cigarettes)		
In national currency	YES	500,000.00
In international dollars		...
Tax (share of the final price of most sold brand)		
Total taxes		73.37%
Specific excise taxes		0.00%
Ad valorem excise taxes		66.79%
Value-added tax (VAT)		4.58%
Import duties		0.00%
Other taxes		2.00%

Evolution of taxes and prices

	2008	2020
Tax (share of the final price of most sold brand)	70.79%	73.37%
Price of most sold brand (international dollars)	6.07	...



	WHO FRAMEWORK CONVENTION ON TOBACCO CONTROL	PROTOCOL TO ELIMINATE ILLICIT TRADE IN TOBACCO PRODUCTS
Date of signature (d/m/y):	22/09/2003	—
Date of the ratification or accession (d/m/y):	27/06/2006	—

Tobacco: prices and taxes

RETAIL PRICE PER PACK OF 20 CIGARETTES

		In local currency (VES)	In international dollars (PPP) ¹
Most popular brand:	Pall Mall	500,000.00	...
Most inexpensive brand:	Universal	130,000.00	...
Most expensive brand:	Lucky Strike	650,000.00	...

TAXES ON TOBACCO²

Taxes as percentage of the final price of the most sold brand

	Specific taxes ⁴	
Excise taxes ³		0.00%
	<i>Ad valorem</i> tax ⁵	66.79%
Value-added/sales tax (VAT)		4.58%
Import duty ⁶		0.00%
Other taxes		2.00%
Total excise taxes		73.37%

1 The international dollar is a currency unit adjusted for purchasing power parity (PPP) that is used to compare the value of products and services in different countries.

2 Taxes: taxes imposed on goods or services which cause consumers to pay higher prices.

3 Excise taxes: these have a greater impact on public health since they are applied exclusively to tobacco products and raise their relative price compared to other products and services.

4 Specific tax: it is established in relation to quantity, for example, a set quantity of cigarettes, or by weight.

5 *Ad valorem* tax: it is based on the value of the product, such as a percentage of the retail price, the manufacturer's price, etc.

6 The effectiveness of import duties in raising sales prices has been declining as countries have signed bilateral, regional, and global trade agreements.

7 Specific excise taxes tend to raise consumer prices more, relatively, than *ad valorem* taxes. Imposing the same specific excise tax on all cigarettes sends the clear message that they are all equally detrimental.

8 If the tax calculated falls below a specified minimum level, a specific tax rate is applied.

Design and administration of cigarette taxes

Are taxes applied in a mixed fashion (*ad valorem* and specific)?

No

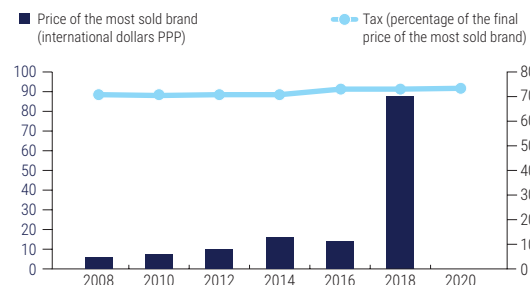
If a mixed tax system is used, is the tax burden of specific taxes greater than that of *ad valorem* taxes?⁷

If an *ad valorem* or mixed tax system exists, is a specific minimum tax applied?⁸

No

EVOLUTION OF TAXES AND PRICES ON THE MOST POPULAR BRAND OF CIGARETTES

	2008	2010	2012	2014	2016	2018	2020
Tax (percentage of the final price of the most sold brand)	70.79%	71.04%	71.04%	71.04%	73.04%	73.04%	73.37%
Price of the most sold brand (international dollars PPP)	6.07	7.40	9.87	16.10	14.00	87.62	...



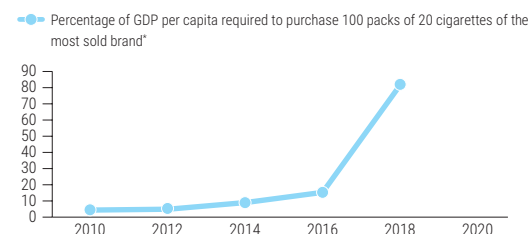
EVOLUTION OF THE PRICE OF CIGARETTES COMPARED TO INCOME

	2010	2012	2014	2016	2018	2020
Percentage of per capita GDP required to purchase 100 packs of 20 cigarettes of the most sold brand*	4.49%	5.39%	8.96%	15.31%	82.02%	...

Have cigarettes become less affordable since 2010? ...

Did cigarettes become less affordable between 2018 and 2020? ...

* Note that a higher percentage implies a lower affordability and a greater disincentive to consume cigarettes



SUPPLEMENTARY INFORMATION ON TAXES

Are sales of duty (or excise) free cigarettes banned?	Yes
Are tobacco tax revenues (or part of) earmarked for health purposes?	26% of total excise tax revenues goes to health and social security.

... Data not reported/not available

--- Data not required/not applicable

These country profiles present the progress by country of the implementation of the MPOWER technical package during the period 2018-2021 and form a supplement to the Report on Tobacco Control for the Region of the Americas 2022. The country profile focuses on the status of implementation of the MPOWER package in each of the 35 Member States. The data are presented in two summary sheets: MPOWER Summary sheet showing the most significant progress made with the six MPOWER measures, as well as classification of the country in each category; and the evolution of prices, taxes, and tax structure of the country. Collectively, 26 of the 35 Member States within the Region are implementing at least one measure of the MPOWER technical package at the highest level of application, accounting for 96% of the Region's population being protected from the harms of tobacco.

PAHO



Pan American
Health
Organization



World Health
Organization
REGIONAL OFFICE FOR THE
Americas

www.paho.org