

Region of the Americas Update

Last 24 hours *

- 561,669** Additional cases
- 3,546** Additional deaths
- 14.4%** 7-day change in cases
- 40.6%** 7-day change in deaths
- 38** Countries/territories reporting new cases
- 31** Countries/territories reporting new deaths

Highest numbers of cases & deaths in the last 24 hrs. *

Cases (≥ 1,000)

United States	273,908
Brazil	134,175
Chile	28,241
Peru	27,918
Argentina	21,570
Colombia	16,119
Mexico	13,926
Canada	9,176
Uruguay	7,588
Paraguay	6,340
Cuba	4,948
Panama	4,490

Deaths (≥ 100)

United States	2,156
Brazil	330
Colombia	247
Peru	158
Argentina	152
Mexico	131

COVID-19 – Highlights

- The French Territorial Collectivity of Saint-Pierre and Miquelon reported their first ever COVID-19 death on 26 January, leaving only two countries/territories in the region of the Americas with no reported COVID-19 deaths – the Falkland Islands and Saba. To date, Saint-Pierre and Miquelon has reported a total of 828 confirmed COVID-19 cases including the one death.
- According to a new household study (pre-print) from Denmark, the BA.2 subvariant of Omicron is substantially more transmissible than the original variant. The researchers who examined secondary attack rates in households that had a primary case between Dec 20, 2021, and Jan 11, 2022, estimated the attack rate to be around 39% for BA.2 and 29% for BA.1. The European Centre for Disease Prevention and Control (ECDC) said in its latest update that BA.2 is now dominant in Denmark ([medRxiv](#)).
- According to a retrospective study in the Canadian Medical Association Journal (CMAJ), patients with a disability had 36% longer hospital stays than those without a disability (rate ratio, 1.36) and were 77% more likely to be re-hospitalized (relative risk, 1.77). There were, however, no statistically significant differences between the two groups for in-hospital death or ICU admission ([CMAJ](#)).

Region of the Americas

135,673,906 cases

2,506,821 deaths

56

countries/areas/territories affected.

Global

373,819,859 cases

5,662,449 deaths

236

countries/areas/territories affected.

Total cases, deaths & CFR (%) among PAHO countries/territories with ≥ 300,000 cumulative cases.

Country/Territory	Cases	Deaths	CFR (%)
United States of America	73,805,002	877,911	1.2%
Brazil	25,348,797	626,854	2.5%
Argentina	8,335,184	120,988	1.5%
Colombia	5,871,977	134,079	2.3%
Mexico	4,930,069	305,893	6.2%
Peru	3,224,406	205,505	6.4%
Canada	3,036,050	33,722	1.1%
Chile	2,165,984	39,721	1.8%
Cuba	1,044,790	8,399	0.8%
Bolivia	852,280	20,919	2.5%
Ecuador	707,224	34,442	4.9%
Panama	697,124	7,716	1.1%
Guatemala	689,609	16,379	2.4%
Costa Rica	682,480	7,533	1.1%
Uruguay	661,441	6,459	1.0%
Paraguay	576,809	17,260	3.0%
Dominican Republic	555,245	4,307	0.8%
Venezuela	484,021	5,440	1.1%
Puerto Rico	457,501	3,855	0.8%
Honduras	391,874	10,504	2.7%

*Numbers may vary due to differences in reporting times.

Spotlight – SARS-COV-2 Variants of Concern (VOC) in the Americas

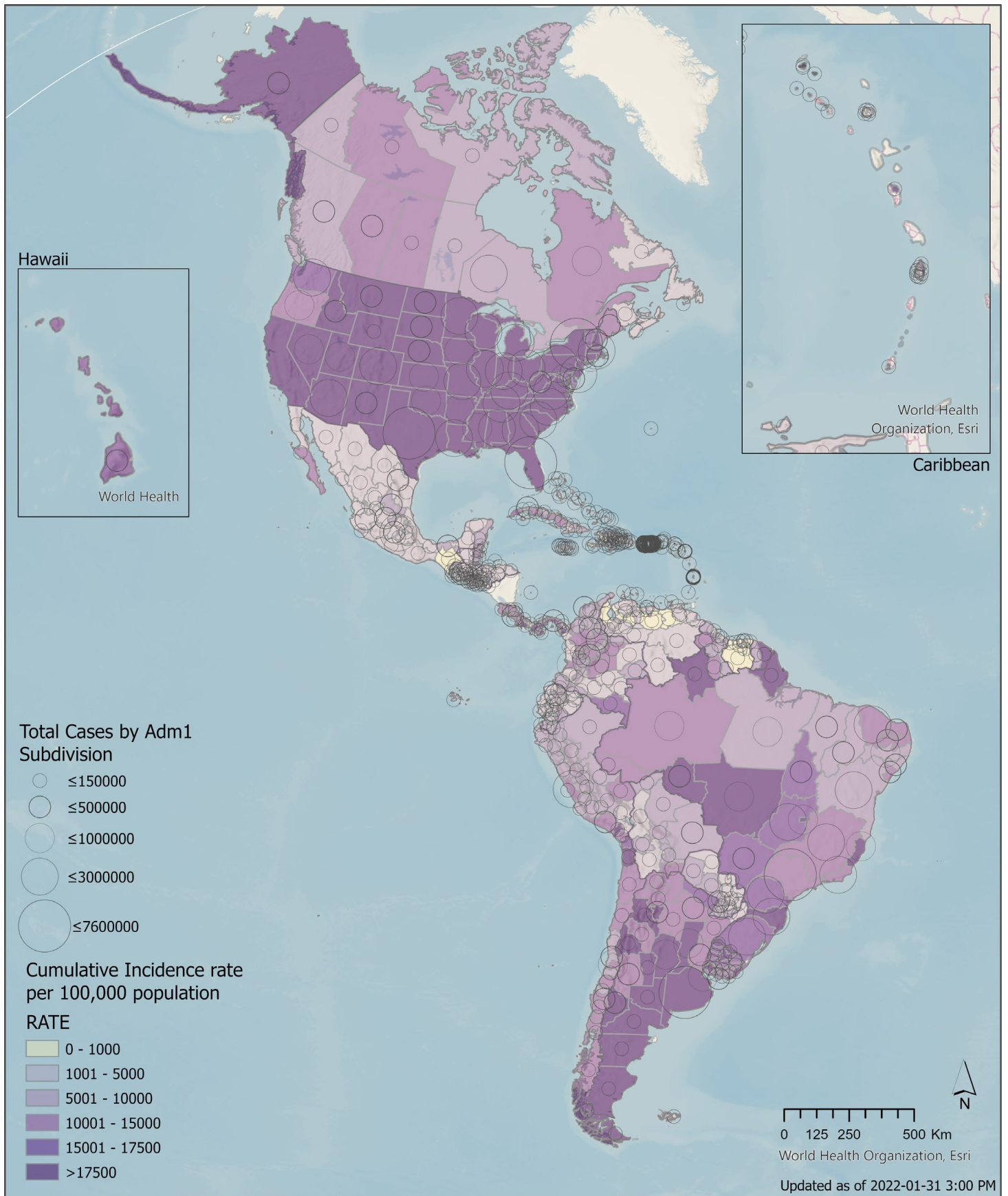
Today's spotlight provides an update on the geographical distribution of the five variants of concern including VOC Alpha, Beta, Delta, Gamma, and Omicron, of the SARSCoV-2 virus (as reported by countries, territories, and areas (Hereafter countries) in the region of the Americas as of 31 January 2022.

subregion	Country	Alpha	Beta	Gamma	Delta	Omicron
North America	Canada	✓	✓	✓	✓	✓
	Mexico	✓	✓	✓	✓	✓
	United States of America	✓	✓	✓	✓	✓
South America	Argentina	✓	✓	✓	✓	✓
	Bolivia (Plurinational State of)	✓		✓	✓	✓
	Brazil	✓	✓	✓	✓	✓
	Chile	✓	✓	✓	✓	✓
	Colombia	✓		✓	✓	✓
	Ecuador	✓		✓	✓	✓
	Paraguay	✓		✓	✓	✓
	Peru	✓		✓	✓	✓
	Uruguay	✓	✓	✓	✓	✓
	Venezuela (Bolivarian Republic of)	✓		✓	✓	✓
Central America	Belize	✓		✓	✓	
	Costa Rica	✓	✓	✓	✓	✓
	El Salvador	✓		✓	✓	✓
	Guatemala	✓	✓	✓	✓	✓
	Honduras	✓		✓	✓	✓
	Nicaragua	✓	✓	✓	✓	✓
	Panama	✓	✓	✓	✓	✓
Caribbean and Atlantic Ocean Islands	Anguilla	✓			✓	✓
	Antigua and Barbuda	✓	✓	✓	✓	✓
	Aruba	✓	✓	✓	✓	✓
	Bahamas	✓		✓	✓	
	Barbados	✓		✓	✓	✓
	Bermuda	✓	✓		✓	✓
	Bonaire	✓		✓	✓	✓
	British Virgin Islands	✓		✓	✓	✓
	Cayman Islands	✓	✓	✓	✓	✓
	Cuba	✓	✓		✓	✓
	Curaçao	✓	✓	✓	✓	✓
	Dominica	✓			✓	
	Dominican Republic	✓		✓	✓	✓
	Falkland Islands (Malvinas)	✓	✓			
	French Guiana	✓	✓	✓	✓	✓
	Grenada	✓		✓	✓	✓
	Guadeloupe	✓	✓	✓	✓	✓
	Guyana			✓	✓	
	Haiti	✓		✓	✓	
	Jamaica	✓			✓	✓
	Martinique	✓	✓	✓	✓	✓
	Montserrat	✓		✓	✓	✓
	Puerto Rico	✓	✓	✓	✓	✓
	Saba				✓	
	Saint Barthélemy	✓			✓	✓
	Saint Kitts and Nevis				✓	✓
	Saint Lucia	✓			✓	
	Saint Martin	✓	✓		✓	✓
Saint Pierre and Miquelon				✓		
Saint Vincent and the Grenadines			✓	✓	✓	
Sint Maarten	✓	✓	✓	✓	✓	
Suriname	✓	✓	✓	✓	✓	
Trinidad and Tobago	✓		✓	✓	✓	
Turks and Caicos Islands	✓		✓	✓		
United States Virgin Islands	✓	✓	✓	✓	✓	

✓ Sequence is not available yet in an international repository

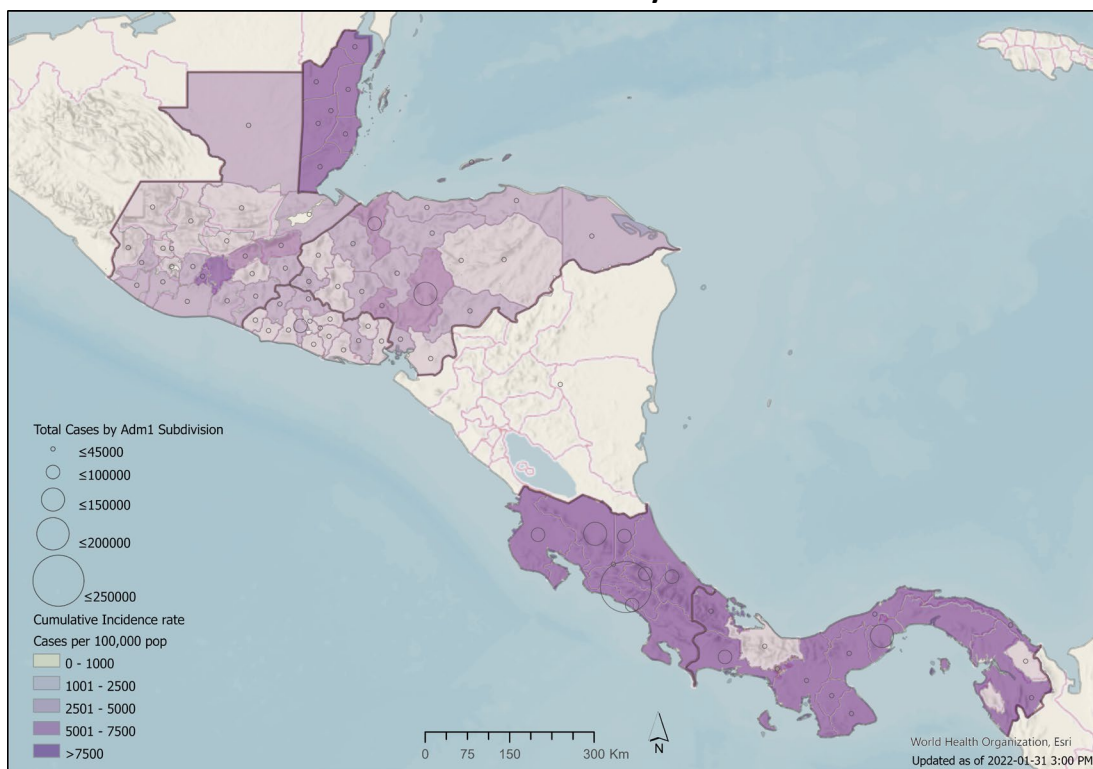
✓ WGS available

Map 1. Reported number of cumulative COVID-19 cases in the Region of the Americas and corresponding incidence rate (per 100,000 population) by country/territory. As of 31 January 2022



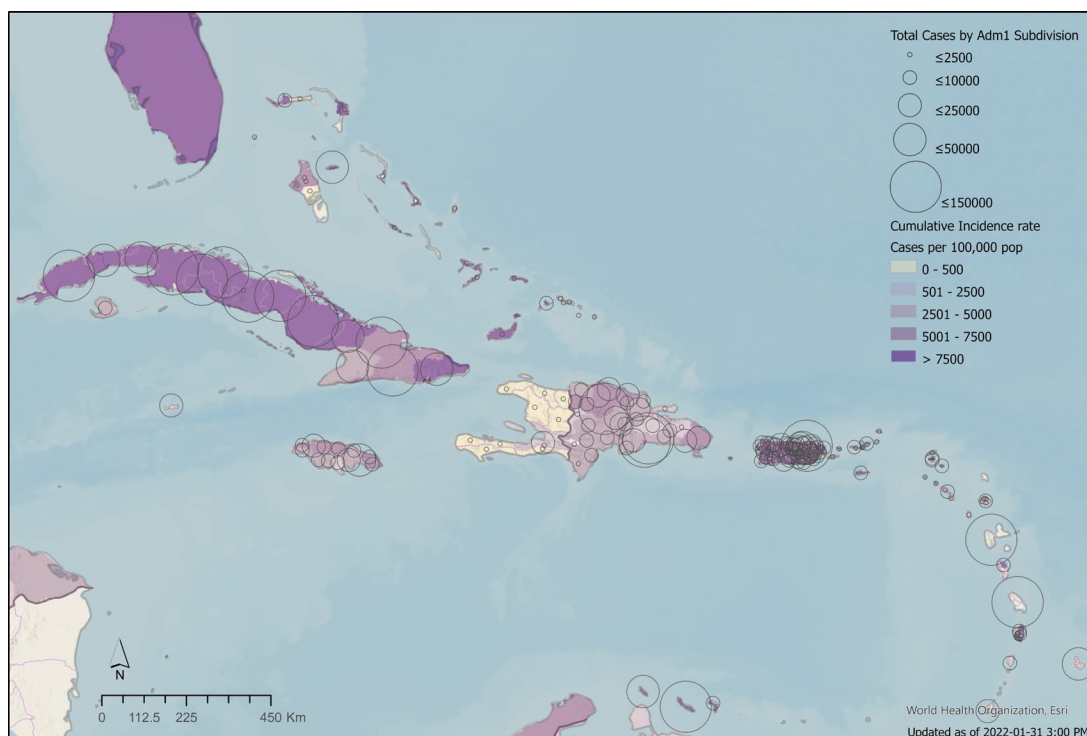
© Pan American Health Organization-World Health Organization 2021. All rights reserved. The designations employed and the presentation of the material in these maps do not imply the expression of any opinion whatsoever on the part of the Secretariat of the Pan American Health Organization concerning the legal status of any country, territory, city or area or of its authorities, or concerning the delimitation of its frontiers or boundaries. Dotted and dashed lines on maps represent approximate border lines for which there may not yet be full agreement.

Map 2. Reported number of cumulative COVID-19 cases in the Central American sub-region and corresponding incidence rate (per 100,000 population) by country/territory (sub-national level). As of 31 January 2022



© Pan American Health Organization-World Health Organization 2021. All rights reserved.
 The designations employed and the presentation of the material in these maps do not imply the expression of any opinion whatsoever on the part of the Secretariat of the Pan American Health Organization concerning the legal status of any country, territory, city or area or of its authorities, or concerning the delimitation of its frontiers or boundaries. Dotted and dashed lines on maps represent approximate border lines for which there may not yet be full agreement.

Map 3. Reported number of cumulative COVID-19 cases in the Caribbean sub-region and corresponding incidence rate (per 100,000 population) by country/territory (sub-national level). As of 31 January 2022



© Pan American Health Organization-World Health Organization 2021. All rights reserved.
 The designations employed and the presentation of the material in these maps do not imply the expression of any opinion whatsoever on the part of the Secretariat of the Pan American Health Organization concerning the legal status of any country, territory, city or area or of its authorities, or concerning the delimitation of its frontiers or boundaries. Dotted and dashed lines on maps represent approximate border lines for which there may not yet be full agreement.

Sub-Region	Country/Territory	Cases			Deaths		
		7 Day MA* Trend	Cummulative	7day % change	7 Day MA* Trend	Cummulative	7day % change
North America	Canada		3,036,050	-20%		33,722	7%
	Mexico		4,930,069	40%		305,893	157%
	United States of America (the)		73,805,002	-21%		877,911	29%
	Subtotal		81,771,121			1,217,526	
Central America	Belize		50,487	-8%		625	13%
	Costa Rica		682,480	-17%		7,533	15%
	El Salvador		134,155	108%		3,899	83%
	Guatemala		689,609	19%		16,379	21%
	Honduras		391,874	-21%		10,504	-21%
	Nicaragua		13,681	-39%		220	0%
	Panama		697,124	-25%		7,716	51%
Subtotal		2,659,410			46,876		
South America	Argentina		8,335,184	-38%		120,988	61%
	Bolivia (the Plurinational State of)		852,280	-35%		20,919	-23%
	Brazil		25,348,797	25%		626,854	83%
	Chile		2,165,984	84%		39,721	71%
	Colombia		5,871,977	-33%		134,079	48%
	Ecuador		707,224	-54%		34,442	11%
	Paraguay		576,809	11%		17,260	95%
	Peru		3,224,406	-18%		205,505	38%
	Uruguay		661,441	-5%		6,459	132%
	Venezuela (Bolivarian Republic of)		484,021	-1%		5,440	40%
Subtotal		48,228,123			1,211,667		
Caribbean and Atlantic Ocean Islands	Anguilla		2,361	123%		8	0%
	Antigua and Barbuda		6,627	14%		127	150%
	Aruba		32,956	-76%		193	-71%
	Bahamas (the)		32,512	-51%		746	70%
	Barbados		43,993	37%		279	-33%
	Bermuda		10,552	-36%		116	100%
	Bonaire		6,446	-61%		27	0%
Caribbean and Atlantic Ocean Islands	Cayman Islands		13,788	-94%		15	0%
	Cuba		1,044,790	-26%		8,399	23%
	Curacao		37,085	-69%		229	-24%
	Dominica		9,032	-8%		51	100%
	Dominican Republic (the)		555,245	-64%		4,307	-10%
	Falkland Islands (the) [Malvinas]		89	200%		0	0%
	French Guiana		75,242	-64%		371	-23%
	Grenada		12,336	-40%		210	150%
	Guadeloupe		104,179	-21%		855	22%
	Guyana		59,803	-57%		1,166	-18%
	Haiti		29,217	-91%		876	2200%
	Jamaica		124,512	-47%		2,658	-6%
	Martinique		87,634	-10%		832	-31%
	Montserrat		163	-50%		1	0%
	Puerto Rico		457,501	-49%		3,855	-18%
	Saba		199	-100%		0	0%
	Saint Barthelemy		3,427	-21%		4	0%
	Saint Kitts and Nevis		5,422	-50%		33	0%
	Saint Lucia		20,942	-41%		328	500%
	Saint Martin		9,433	-63%		42	0%
Saint Pierre and Miquelon		828	113%		1	0%	
Saint Vincent and the Grenadines		7,929	-556%		94	-50%	
Sint Eustatius		352	25%		1	-100%	
Sint Maarten		9,285	-75%		79	-67%	
Suriname		73,351	-47%		1,261	-15%	
Trinidad and Tobago		111,549	-5%		3,404	-3%	
Turks and Caicos		5,727	-66%		34	-100%	
Virgin Islands (UK)		5,875	-43%		49	-60%	
Virgin Islands (US)		14,870	-45%		101	-33%	
Subtotal		3,015,252			30,752		
Total		135,673,906			2,506,821		

* 7 Day Moving Average

Legend

	>50% increase
	10% to 50% increase
	10 to -10% change
	10% to 50% decrease
	>50% decrease

Table notes on the next page.

NOTES: Case and death counts may include both confirmed and probable classifications depending on the reporting Member State.

- Antibody tests, including rapid diagnostic tests (RDTs) based on antibody detection, are not recommended for use by PAHO/WHO in clinical diagnosis. Antigen-detecting RDTs may be used following the WHO 6 October 2021 Guidance, available at: <https://bit.ly/3EK44fn>.
- Data is updated on a weekly basis for the British Virgin Islands, Guadeloupe, Martinique, Nicaragua, Saint Barthelemy, Saint Martin, and Saint Pierre and Miquelon.
- As of 31 January 2020, the previously aggregated Bonaire, Saba and Sint Eustatius are now being presented separately in the table.
- *A dispute exists between the Governments of Argentina and the United Kingdom of Great Britain and Northern Ireland concerning sovereignty over the Falkland Islands (the) (Malvinas) "

Argentina: On 14 March 2021, due to daylight savings time observed in Eastern Standard Time zone, the Argentina data is no longer published by 3:00PM EST same day and is henceforth included in the following day table. Between 22 February and 14 March 2021, the data had corresponded to the same date.

Bahamas: According to the latest Bahamas Ministry of Health (MoH) publication, there are a total of 44 additional deaths under investigation, available at: <https://bit.ly/3wh84Aq>.

Ecuador: According to a 6 September Ecuador Ministry of Public Health press release, only cases confirmed by RT-PCR will be reported; previously, cases who tested positive by either RT-PCR or RDTs were reported, resulting in the exclusion of 8,956 cases. Available at: <https://bit.ly/3h2EWEA>.

El Salvador: Cumulative cases and deaths as published by the Government of El Salvador: <https://covid19.gob.sv/>. The government presents a retroactively adjusted epidemiological curve of daily cases on the same dashboard.

Saint Vincent and the Grenadines: Aggregated case total as reported by The Saint Vincent and Grenadines Ministry of Health, Wellness and the Environment; In light of recent information that the MoH now considers antigen positive cases as COVID-19 cases, data has been revised to reflect the total COVID-19 cases diagnosed by both tests since 5 January 2022. To date, 6,685 were positive by RT-PCR and 1,244 were positive by antigen tests. Available at: <https://bit.ly/3fW1hFF>.

Jamaica: According to the latest Jamaica Ministry of Health and Wellness press release, there are a total of 399 additional deaths under investigation, available at: <https://bit.ly/3qAwlJo>.

Mexico: On 1 June 2021, the Mexico Ministry of Health reported 4,272 deaths in 24 hours. Of these, 3,924 were reported in 2020 and the remaining were reported in 2021. Available at: <https://bit.ly/3pfdMA8>.

Nicaragua: Please note there are discrepancies with the data published by the Citizen's Observatory COVID-19 Nicaragua as of 15 December 2021. Available at: <https://bit.ly/3pw7ZVR>.

Peru: Aggregated case total as reported by the Peru MoH; latest disaggregated data available is 882,590 by RT-PCR + 993,178 by antigen tests + 955,884 by other RDTs. Antibody tests, including RDTs based on antibody detection, are not recommended for use by PAHO/WHO in clinical diagnosis. Antigen-detecting RDTs may be used following the WHO 11 September 2020 Guidance, available at: <https://bit.ly/3fJVkTM>. On 31 May 2021, the Government of Peru announced that, after revision, the death toll was 180,764 deaths as of 22 May 2021, available at: <https://bit.ly/3fyGj8V>. The number of cumulative deaths reported prior to the revision, on 30 May, was 69,342, available at: <https://bit.ly/3pkar2U>.

Puerto Rico: Aggregated case total as reported by the Puerto Rico Department of Health (DoH); 258,909 were positive by RT-PCR and 198,592 were positive by antigen tests; previously, cases who tested positive by either RT-PCR or serological RDTs were reported, resulting in the exclusion of 33,965 cases. Available at: <https://bit.ly/3AXY7KU>.

United States of America: Case and death counts include both confirmed and probable classifications, as published on the U.S. Centers for Disease Control and Prevention (US CDC) website on 31-January. Excludes American Samoa, Federated States of Micronesia, Guam, Commonwealth of the Northern Marianas, Puerto Rico, Palau, Republic of Marshall Islands and the United States Virgin Islands. Case and death counts may differ from other US CDC data sources because these are provisional counts which are subject to change, including updates to data reported previously, adjustments can occur. Sources: <https://bit.ly/2RSpap5> and <https://bit.ly/2RVI2n6>.

Uruguay: According to the latest Uruguay Ministry of Public Health report, the total notes 10 positive cases reported in the last 24 hours were excluded from the total. Available at: <https://bit.ly/3IRHfIP>.

DATA ADJUSTMENTS: Differences in the total number of cases and/or deaths and respective % increases reflect the following adjustment(s).

ISO3_CODE	Adjusted Date	Cases	Deaths	Source
ARG	2022-01-29	8271636	120657	https://bit.ly/3AK0tNG
ARG	2022-01-30	8313614	120836	https://bit.ly/3KVz00h
BHS	2022-01-27	32376	735	https://bit.ly/3ATysDx
BHS	2022-01-28	32419	739	https://bit.ly/3APSC1o
BHS	2022-01-29	32486	745	https://bit.ly/3udaSAe
BHS	2022-01-30	32512	746	https://bit.ly/3HjyiYr
BLM	2022-01-28	3427	4	https://bit.ly/3KYRv3V
BLM	2022-01-29	3427	4	https://bit.ly/3KYRv3V
BLM	2022-01-30	3427	4	https://bit.ly/3KYRv3V
BOL	2022-01-30	850197	20891	https://bit.ly/3rdQI7h
BRB	2022-01-30	43993	279	https://bit.ly/3AL3dKW
CAN	2022-01-29	3016024	33522	https://bit.ly/3Hg5a4k
CAN	2022-01-30	3026874	33647	https://bit.ly/3Hg5a4k
DMA	2022-01-28	9032		https://bit.ly/3oeVhwh
DMA	2022-01-29	9032		https://bit.ly/3oeVhwh

ISO3_CODE	Adjusted Date	Cases	Deaths	Source
DMA	2022-01-30	9032		https://bit.ly/3oeVhwhf
GLP	2022-01-28	104179	855	https://bit.ly/3KYRv3V
GLP	2022-01-29	104179	855	https://bit.ly/3KYRv3V
GLP	2022-01-30	104179	855	https://bit.ly/3KYRv3V
HTI	2022-01-27	29217	786	https://bit.ly/3Ggm2qg
HTI	2022-01-28	29217	786	https://bit.ly/3Ggm2qg
HTI	2022-01-29	29217	786	https://bit.ly/3Ggm2qg
HTI	2022-01-30	29217	786	https://bit.ly/3Ggm2qg
MAF	2022-01-28	9433	42	https://bit.ly/3KYRv3V
MAF	2022-01-29	9433	42	https://bit.ly/3KYRv3V
MAF	2022-01-30	9433	42	https://bit.ly/3KYRv3V
VIR	2022-01-30	14846	99	https://bit.ly/3uflQoR