

3 PM WDC. 18 January 2022

Region of the Americas Update

Last 24 hours *

1,176,979	Additional cases
1,985	Additional deaths
7.0%	7-day change in cases
28.5%	7-day change in deaths
36	Countries/territories reporting new cases
29	Countries/territories reporting new deaths

Highest numbers of cases & deaths in the last 24 hrs. *

Cases (≥ 1,000)

United States	848,031
Argentina	102,458
Brazil	74,134
Peru	25,700
Colombia	24,272
Canada	23,606
Mexico	17,101
Bolivia	9,057
Uruguay	7,981
Chile	7,575
Dominican Republic	5,544
Panama	5,468

Deaths (≥ 100)

United States	1,096
Argentina	191
Canada	135
Colombia	134

COVID-19 – Highlights

According to a 14 January Morbidity and Mortality Weekly Report (MMWR) from the United States Centers for Disease Control and Prevention (US CDC), analysis of data from 41 health care systems participating in the National Patient-Centered Clinical Research Network (PCORnet) found lower use of monoclonal antibody treatment among Black, Asian, and other race and Hispanic patients with positive SARS-CoV-2 test results, relative to White and non-Hispanic patients. Racial and ethnic differences were smaller for inpatient administration of remdesivir and dexamethasone. [CDC](#)

According to a study published in the *Science* journal on 18 January, three doses of the Pfizer-BioNTech COVID-19 vaccine raised antibody levels against the Omicron (B.1.1.529) variant by at least 23-fold compared with two doses of the same vaccine. The authors tested Wuhan, Beta, Delta, or Omicron pseudoviruses with sera of 51 participants that had received two or three doses of the mRNA-based COVID-19 vaccine. [Science](#)

On 18 January, the United States new website allowing people to order up to four free at-home coronavirus tests went live— a day in advance of its formal launch. The orders are expected to ship in 7 – 12 days and the current administration has ordered a billion at-home tests to give out free to the public, in two 500-million tranches. [US GOV](#)

Region of the Americas

121,863,483 cases

2,452,164 deaths

56

countries/areas/territories affected.

Global

330,384,712 cases

5,546,187 deaths

236

countries/areas/territories affected.

Total cases, deaths & CFR (%) among PAHO countries/territories with ≥ 300,000 cumulative cases.

Country/Territory	Cases	Deaths	CFR (%)
United States of America	66,254,888	846,647	1.3%
Brazil	23,074,791	621,166	2.7%
Argentina	7,197,323	118,231	1.6%
Colombia	5,568,068	131,130	2.4%
Mexico	4,385,415	301,469	6.9%
Canada	2,801,451	31,679	1.1%
Peru	2,631,826	203,550	7.7%
Chile	1,893,115	39,427	2.1%
Cuba	1,005,649	8,345	0.8%
Bolivia	763,392	20,291	2.7%
Guatemala	653,555	16,179	2.5%
Ecuador	629,507	34,232	5.4%
Costa Rica	620,587	7,421	1.2%
Panama	580,324	7,528	1.3%
Uruguay	520,822	6,248	1.2%
Dominican Republic	510,458	4,269	0.8%
Paraguay	504,380	16,844	3.3%
Venezuela	456,641	5,383	1.2%
Puerto Rico	418,916	3,542	0.8%
Honduras	384,077	10,454	2.7%

reporting times.

Spotlight – SARS-COV-2 Variants of Concern (VOC) in the Americas

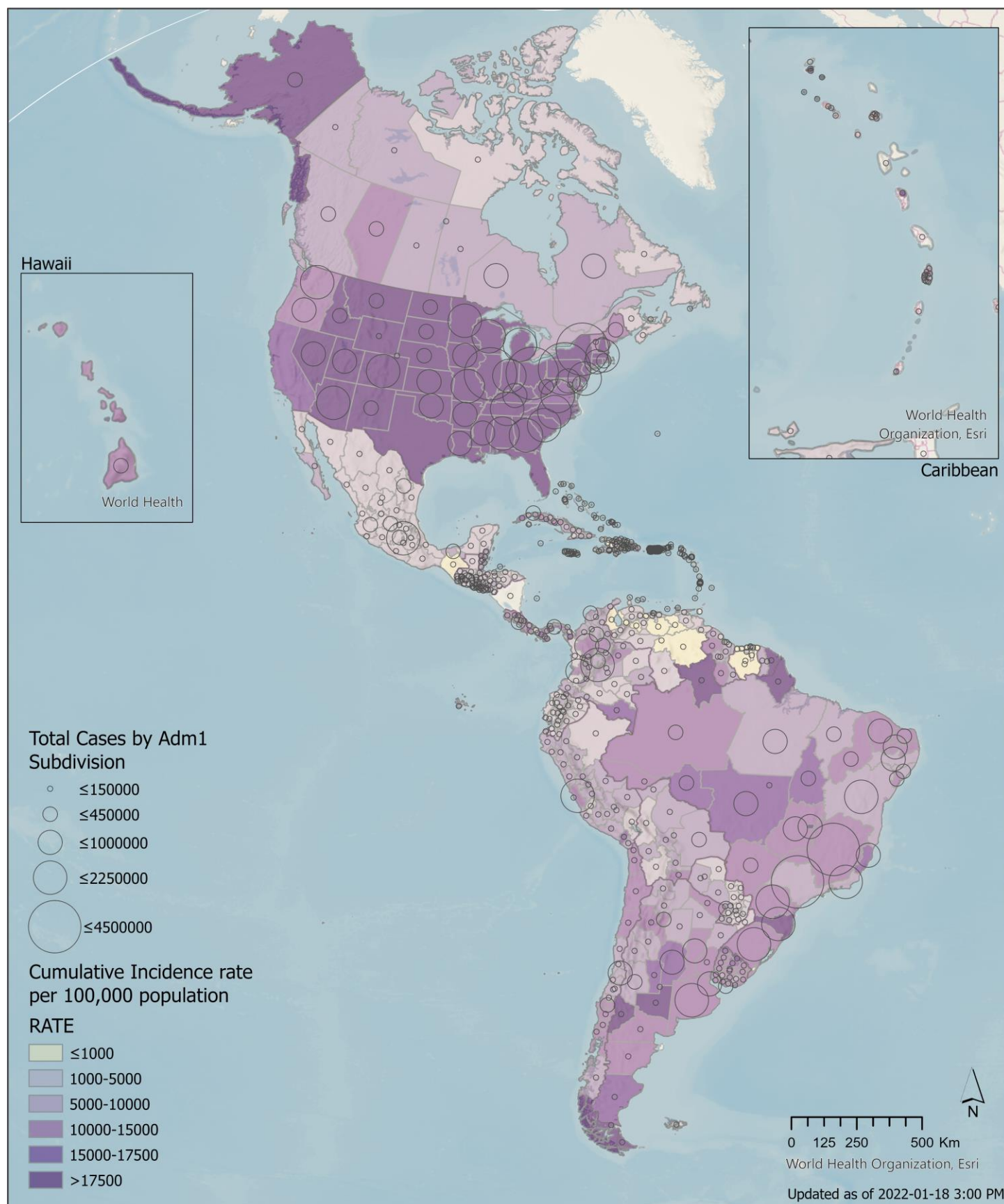
Today's spotlight provides an update on the geographical distribution of the five variants of concern including VOC Alpha, Beta, Delta, Gamma, and Omicron, of the SARSCoV-2 virus (as reported by countries, territories, and areas (Hereafter countries) in the region of the Americas as of 18 January 2022. Since the last update, three new countries/territories in the region detected the Omicron variant (Anguilla, Honduras and Suriname).

subregion	Country	Alpha	Beta	Gamma	Delta	Omicron
North America	Canada	✓	✓	✓	✓	✓
	Mexico	✓	✓	✓	✓	✓
	United States of America	✓	✓	✓	✓	✓
South America	Argentina	✓	✓	✓	✓	✓
	Bolivia (Plurinational State of)	✓		✓	✓	✓
	Brazil	✓	✓	✓	✓	✓
	Chile	✓	✓	✓	✓	✓
	Colombia	✓		✓	✓	✓
	Ecuador	✓		✓	✓	✓
	Paraguay	✓		✓	✓	✓
	Peru	✓		✓	✓	✓
	Uruguay	✓	✓	✓	✓	✓
	Venezuela (Bolivarian Republic of)	✓		✓	✓	✓
Central America	Belize	✓		✓	✓	
	Costa Rica	✓	✓	✓	✓	✓
	El Salvador	✓		✓	✓	
	Guatemala	✓	✓	✓	✓	✓
	Honduras	✓		✓	✓	✓
	Nicaragua	✓	✓	✓	✓	
	Panama	✓	✓	✓	✓	✓
Caribbean and Atlantic Ocean Islands	Anguilla	✓			✓	✓
	Antigua and Barbuda	✓	✓	✓	✓	✓
	Aruba	✓	✓	✓	✓	✓
	Bahamas	✓		✓	✓	
	Barbados	✓		✓	✓	✓
	Bermuda	✓	✓		✓	✓
	Bonaire	✓		✓	✓	✓
	British Virgin Islands	✓		✓	✓	✓
	Cayman Islands	✓	✓	✓	✓	✓
	Cuba	✓	✓		✓	✓
	Curaçao	✓	✓	✓	✓	✓
	Dominica	✓			✓	
	Dominican Republic	✓		✓	✓	✓
	Falkland Islands (Malvinas)	✓	✓			
	French Guiana	✓	✓	✓	✓	✓
	Grenada	✓		✓	✓	✓
	Guadeloupe	✓	✓	✓	✓	✓
	Guyana			✓	✓	
	Haiti	✓		✓	✓	
	Jamaica	✓			✓	✓
	Martinique	✓	✓	✓	✓	✓
	Montserrat	✓		✓	✓	
	Puerto Rico	✓	✓	✓	✓	✓
	Saba				✓	
	Saint Barthélemy	✓			✓	✓
	Saint Kitts and Nevis				✓	✓
	Saint Lucia	✓			✓	
	Saint Martin	✓	✓		✓	✓
	Saint Pierre and Miquelon				✓	
	Saint Vincent and the Grenadines			✓	✓	✓
	Sint Maarten	✓	✓	✓	✓	✓
	Suriname	✓	✓	✓	✓	✓
	Trinidad and Tobago	✓		✓	✓	✓
	Turks and Caicos Islands	✓		✓	✓	
	United States Virgin Islands	✓	✓	✓	✓	

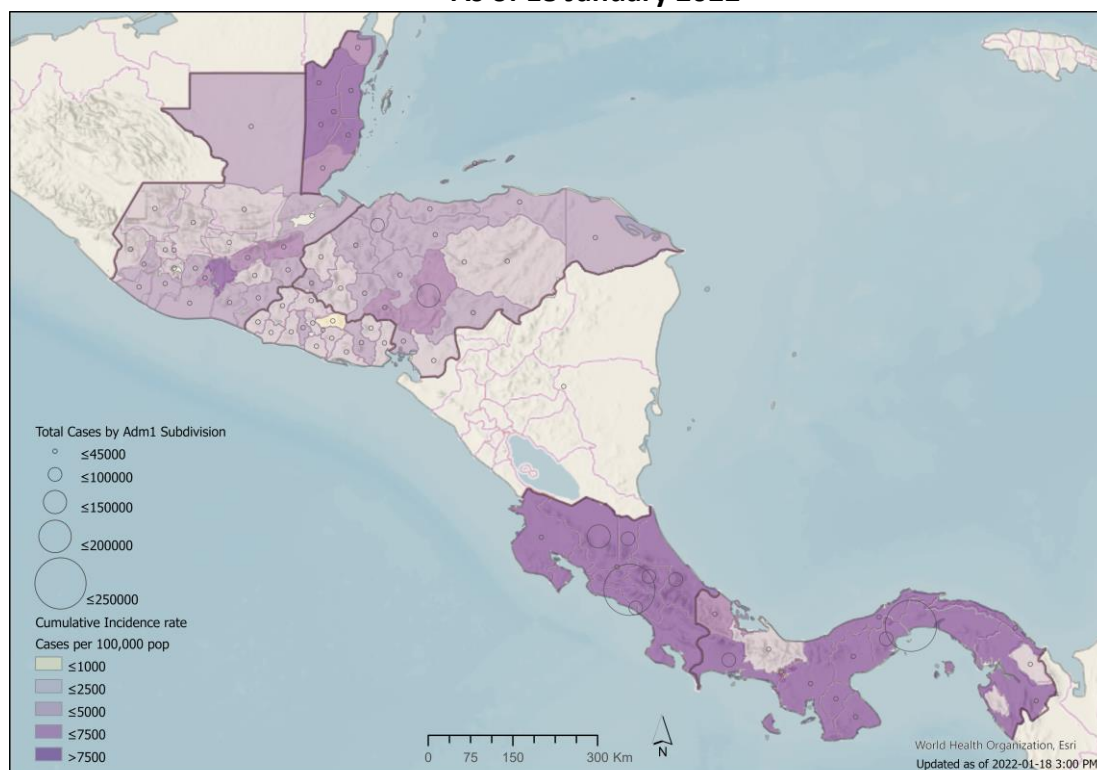
✓ Sequence is not available yet in an international repository

✓ WGS available

Map 1. Reported number of cumulative COVID-19 cases in the Region of the Americas and corresponding incidence rate (per 100,000 population) by country/territory. As of 18 January 2022

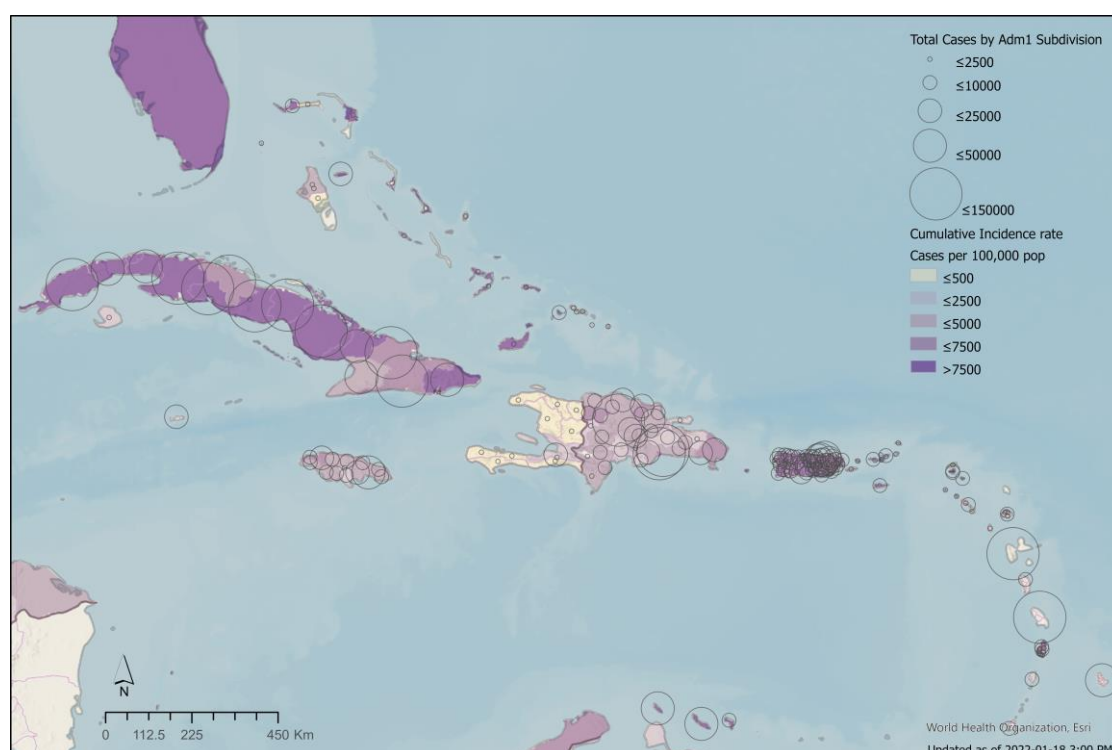


Map 2. Reported number of cumulative COVID-19 cases in the Central American sub-region and corresponding incidence rate (per 100,000 population) by country/territory (sub-national level). As of 18 January 2022



















































































































© Pan American Health Organization-World Health Organization 2021. All rights reserved.
The designations employed and the presentation of the material in these maps do not imply the expression of any opinion whatsoever on the part of the Secretariat of the Pan American Health Organization concerning the legal status of any country, territory, city or area or of its authorities, or concerning the delimitation of its frontiers or boundaries. Dotted and dashed lines on maps represent approximate border lines for which there may not yet be full agreement.

Map 3. Reported number of cumulative COVID-19 cases in the Caribbean sub-region and corresponding incidence rate (per 100,000 population) by country/territory (sub-national level). As of 18 January 2022



© Pan American Health Organization-World Health Organization 2021. All rights reserved.
The designations employed and the presentation of the material in these maps do not imply the expression of any opinion whatsoever on the part of the Secretariat of the Pan American Health Organization concerning the legal status of any country, territory, city or area or of its authorities, or concerning the delimitation of its frontiers or boundaries. Dotted and dashed lines on maps represent approximate border lines for which there may not yet be full agreement.

**COVID-19 situation reported by
countries and territories in the Americas,**
as of 18 January 2022
Updated as of 3 PM

Sub-Region	Country/Territory	Cases			Deaths		
		7 Day MA* Trend	Cummulative	7day % change	7 Day MA* Trend	Cummulative	7day % change
North America	Canada		2,801,451	-30%		31,679	76%
	Mexico		4,385,415	56%		301,469	95%
	United States of America (the)		66,254,888	-5%		846,647	12%
	Subtotal		73,441,754			1,179,795	
Central America	Belize		41,867	39%		611	100%
	Costa Rica		620,587	66%		7,421	105%
	El Salvador		123,577	68%		3,837	900%
	Guatemala		653,555	42%		16,179	231%
	Honduras		384,077	13%		10,454	-14%
	Nicaragua		13,646	0%		219	0%
	Panama		580,324	74%		7,528	103%
	Subtotal		2,417,633			46,249	
South America	Argentina		7,197,323	21%		118,231	131%
	Bolivia (the Plurinational State of)		763,392	21%		20,291	24%
	Brazil		23,074,791	103%		621,166	22%
	Chile		1,893,115	123%		39,427	20%
	Colombia		5,568,068	26%		131,130	120%
	Ecuador		629,507	277%		34,232	1822%
	Paraguay		504,380	134%		16,844	281%
	Peru		2,631,826	191%		203,550	62%
	Uruguay		520,822	65%		6,248	123%
	Venezuela (Bolivarian Republic of)		456,641	215%		5,383	-15%
	Subtotal		43,239,865			1,196,502	
Caribbean and Atlantic Ocean Islands	Anguilla		2,109	1%		7	0%
	Antigua and Barbuda		5,346	-35%		121	0%
	Aruba		30,677	-53%		184	100%
	Bahamas (the)		31,105	-54%		719	-100%
	Barbados		35,734	39%		269	-25%
	Bermuda		9,144	-13%		110	0%
	Bonaire		5,305	7%		26	100%
	Cayman Islands		12,023	-63%		14	0%
	Cuba		1,005,649	59%		8,345	150%
	Curacao		33,942	-20%		206	140%
Caribbean and Atlantic Ocean Islands	Dominica		7,667	-79%		47	0%
	Dominican Republic (the)		510,458	2%		4,269	367%
	Falkland Islands (the)		85	-100%		0	0%
	French Guiana		70,483	-26%		352	60%
	Grenada		9,701	-18%		203	100%
	Guadeloupe		73,660	214%		835	0%
	Guyana		51,203	13%		1,095	79%
	Haiti		27,973	113%		780	-100%
	Jamaica		113,438	-7%		2,536	48%
	Martinique		68,931	63%		813	217%
	Montserrat		146	-33%		1	0%
	Puerto Rico		418,916	-7%		3,542	99%
	Saba		188	-66%		0	0%
	Saint Barthelemy		2,952	1%		4	0%
	Saint Kitts and Nevis		5,026	-32%		28	0%
	Saint Lucia		17,666	54%		314	-56%
	Saint Martin		7,517	135%		40	0%
	Saint Pierre and Miquelon		524	20%		0	0%
	Saint Vincent and the Grenadines		6,604	39%		88	33%
	Sint Eustatius		261	84%		0	0%
	Sint Maarten		8,680	12%		75	0%
	Suriname		65,282	29%		1,216	125%
	Trinidad and Tobago		101,376	-8%		3,208	-14%
	Turks and Caicos		5,110	91%		30	200%
	Virgin Islands (UK)		5,449	-32%		47	0%
	Virgin Islands (US)		13,901	-44%		94	0%
	Subtotal		2,764,231			29,618	
Total			121,863,483			2,452,164	

* 7 Day Moving Average

Legend

>50% increase

10% to 50% increase

10 to -10% change

10% to 50% decrease

>50% decrease

Table notes on the next page.

NOTES: Case and death counts may include both confirmed and probable classifications depending on the reporting Member State.

- Antibody tests, including rapid diagnostic tests (RDTs) based on antibody detection, are not recommended for use by PAHO/WHO in clinical diagnosis. Antigen-detecting RDTs may be used following the WHO 6 October 2021 Guidance, available at: <https://bit.ly/3EK44fn>.
- Data is updated on a weekly basis for the British Virgin Islands, Guadeloupe, Martinique, Nicaragua, Saint Barthelemy, Saint Martin, and Saint Pierre and Miquelon.
- As of 18 January 2020, the previously aggregated Bonaire, Saba and Sint Eustatius are now being presented separately in the table.
- *A dispute exists between the Governments of Argentina and the United Kingdom of Great Britain and Northern Ireland concerning sovereignty over the Falkland Islands (the) (Malvinas)

Argentina: On 14 March 2021, due to daylight savings time observed in Eastern Standard Time zone, the Argentina data is no longer published by 3:00PM EST same day and is henceforth included in the following day table. Between 22 February and 14 March 2021, the data had corresponded to the same date.

Bahamas: According to the latest Bahamas Ministry of Health (MoH) publication, there are a total of 37 additional deaths under investigation, available at: <https://bit.ly/3wh84Aq>.

Ecuador: According to a 6 September Ecuador Ministry of Public Health press release, only cases confirmed by RT-PCR will be reported; previously, cases who tested positive by either RT-PCR or RDTs were reported, resulting in the exclusion of 8,956 cases. Available at: <https://bit.ly/3h2EWEA>.

El Salvador: Cumulative cases and deaths as published by the Government of El Salvador: <https://covid19.gob.sv/>. The government presents a retroactively adjusted epidemiological curve of daily cases on the same dashboard.

Jamaica: According to the latest Jamaica Ministry of Health and Wellness press release, there are a total of 378 additional deaths under investigation, available at: <https://bit.ly/3qAwIJo>.

Mexico: On 1 June 2021, the Mexico Ministry of Health reported 4,272 deaths in 24 hours. Of these, 3,924 were reported in 2020 and the remaining were reported in 2021. Available at: <https://bit.ly/3pfdMA8>.

Nicaragua: Please note there are discrepancies with the data published by the Citizen's Observatory COVID-19 Nicaragua as of 15 December 2021. Available at: <https://bit.ly/3pw7ZVR>.

Peru: Aggregated case total as reported by the Peru MoH; latest disaggregated data available is 765,131 by RT-PCR + 791,792 by antigen tests + 955,866 by other RDTs. Antibody tests, including RDTs based on antibody detection, are not recommended for use by PAHO/WHO in clinical diagnosis. Antigen-detecting RDTs may be used following the WHO 11 September 2020 Guidance, available at: <https://bit.ly/3fJVKTM>. On 31 May 2021, the Government of Peru announced that, after revision, the death toll was 180,764 deaths as of 22 May 2021, available at: <https://bit.ly/3fYGj8V>. The number of cumulative deaths reported prior to the revision, on 30 May, was 69,342, available at: <https://bit.ly/3pkar2U>.

Puerto Rico: Aggregated case total as reported by the Puerto Rico Department of Health (DoH); 241,612 were positive by RT-PCR and 177,304 were positive by antigen tests; previously, cases who tested positive by either RT-PCR or serological RDTs were reported, resulting in the exclusion of 33,965 cases. Available at: <https://bit.ly/3AXY7KU>.

United States of America: Case and death counts include both confirmed and probable classifications, as published on the U.S. Centers for Disease Control and Prevention (US CDC) website on 18-January. Excludes American Samoa, Federated States of Micronesia, Guam, Commonwealth of the Northern Marianas, Puerto Rico, Palau, Republic of Marshall Islands and the United States Virgin Islands. Case and death counts may differ from other US CDC data sources because these are provisional counts which are subject to change, including updates to data reported previously, adjustments can occur. Sources: <https://bit.ly/2RSspap5> and <https://bit.ly/2RVI2n6>.

Uruguay: According to the latest Uruguay Ministry of Public Health report, the total notes 13 positive cases reported in the last 24 hours were excluded from the total. Available at: <https://bit.ly/3A7MRf2>.

DATA ADJUSTMENTS: Differences in the total number of cases and/or deaths and respective % increases reflect the following adjustment(s).

ISO3_CODE	Adjusted Date	Cases	Deaths	Source
ARG	2022-01-13	6664717	117670	https://bit.ly/3GL6LyT
ARG	2022-01-14	6793119	117808	https://bit.ly/3FFSZvW
ARG	2022-01-16	7029624	117989	https://bit.ly/3FGqJJV
ARG	2022-01-17	7094865	118040	https://bit.ly/3IdSeMz
BHS	2022-01-17	31105		https://bit.ly/3tzVw8M
BOL	2022-01-15	725459	20149	https://bit.ly/3nASHR6
BOL	2022-01-16	749070	20238	https://bit.ly/3qFQHJm
BOL	2022-01-17	754335	20254	https://bit.ly/3qCzXCs
BRA	2022-01-16	22975723	620971	https://bit.ly/3ldrwne
CAN	2022-01-15	2720411	31323	https://bit.ly/3FJQ6u5
CAN	2022-01-16	2749307	31466	https://bit.ly/3FJQ6u5
CAN	2022-01-17	2777845	31544	https://bit.ly/3FJQ6u5
COL	2022-01-16	5511479	130860	https://bit.ly/3tLHAZc
CRI	2022-01-16	614593	7413	https://bit.ly/3ljLvjZ
CRI	2022-01-17	617762	7415	https://bit.ly/3ljLvjZ
DMA	2022-01-16	7957	48	https://bit.ly/3tBC9fv
DMA	2022-01-17	7957	48	https://bit.ly/3tBC9fv
ECU	2022-01-17	625059	34227	https://bit.ly/3fyliWE
GUT	2022-01-16	651774	16175	https://bit.ly/3rx4lXk
HND	2022-01-15	384077	10454	https://bit.ly/3nCkfp9
HND	2022-01-16	384077	10454	https://bit.ly/3nCkfp9

HND	2022-01-17	384077	10454	https://bit.ly/3nCkfp9
HTI	2022-01-15	27973		https://bit.ly/33G2Y7n
HTI	2022-01-13	27819		https://bit.ly/3rxkN0u
JAM	2022-01-17	113438	2536	https://bit.ly/3lhEaSk
PRY	2022-01-16	497336	16812	https://bit.ly/3nAMI3W
TCA	2022-01-16	5025		https://bit.ly/34PB7SH
TCA	2022-01-17	5110		https://bit.ly/3FLpRDW
URY	2022-01-16	500267	6225	https://bit.ly/3qDQLZW
URY	2022-01-17	512841	6243	https://bit.ly/3GETRT5
USA	2022-01-15	64748654	844130	https://bit.ly/3AoKBQR
USA	2022-01-16	65094195	845103	https://bit.ly/3AoKBQR
USA	2022-01-17	65406857	845551	https://bit.ly/3AoKBQR
VEN	2022-01-17	455023	5380	https://bit.ly/3rN8uO7