

Region of the Americas Update

Last 24 hours *

1,093,097	Additional cases
2,566	Additional deaths
1.00%	Relative increase in cases
0.11%	Relative increase in deaths
43	Countries/territories reporting new cases
25	Countries/territories reporting new deaths

Highest numbers of cases & deaths in the last 24 hrs.*

Cases (≥ 1,000)

United States	778,017
Argentina	109,608
Canada	43,148
Brazil	35,826
Mexico	25,821
Colombia	23,039
Puerto Rico	12,799
Peru	11,174
Bolivia	11,002
Dominican Republic	5,968
Uruguay	5,522
Panama	4,623

Deaths (≥ 100)

United States	1,969
Mexico	128
Brazil	128

COVID-19 – Highlights

Today's maps depict COVID-19 mortality rates per 1 million population in the region of the Americas throughout 2021 quarters: Q1 (January to March), Q2 (April to June), Q3 (July to September) and Q4 (October to December).

In **Q1**, the highest mortality rates were observed in the United States, Mexico, Peru, Brazil and some parts of Argentina, Bolivia, and Colombia.

In **Q2**, most territories in South America reported above 500 deaths per million population, an increase compared to the previous quarter. In Central America mortality rates remained moderately high. Meanwhile, rates decreased in North America with most territories reporting under 250 deaths per million population.

In **Q3** a decrease in mortality rates was observed in South America except for Ecuador. Meanwhile, mortality rates were higher in the United States and Mexico compared to Q2. In the Caribbean, mortality rates were the highest in Q3.

In **Q4**, the decreasing trend in mortality was maintained in South America, except for Paraguay. In North America, the United States and Canada reported increasing rates. In Central America the highest mortality rates were found in Belize, while Guatemala and Honduras reported lower rates. In the Caribbean, mortality rates were lower compared to Q3

Region of the Americas

109,905,339 cases

2,424,726 deaths

56
countries/areas/territories affected.

Global

298,558,734 cases

5,467,662 deaths

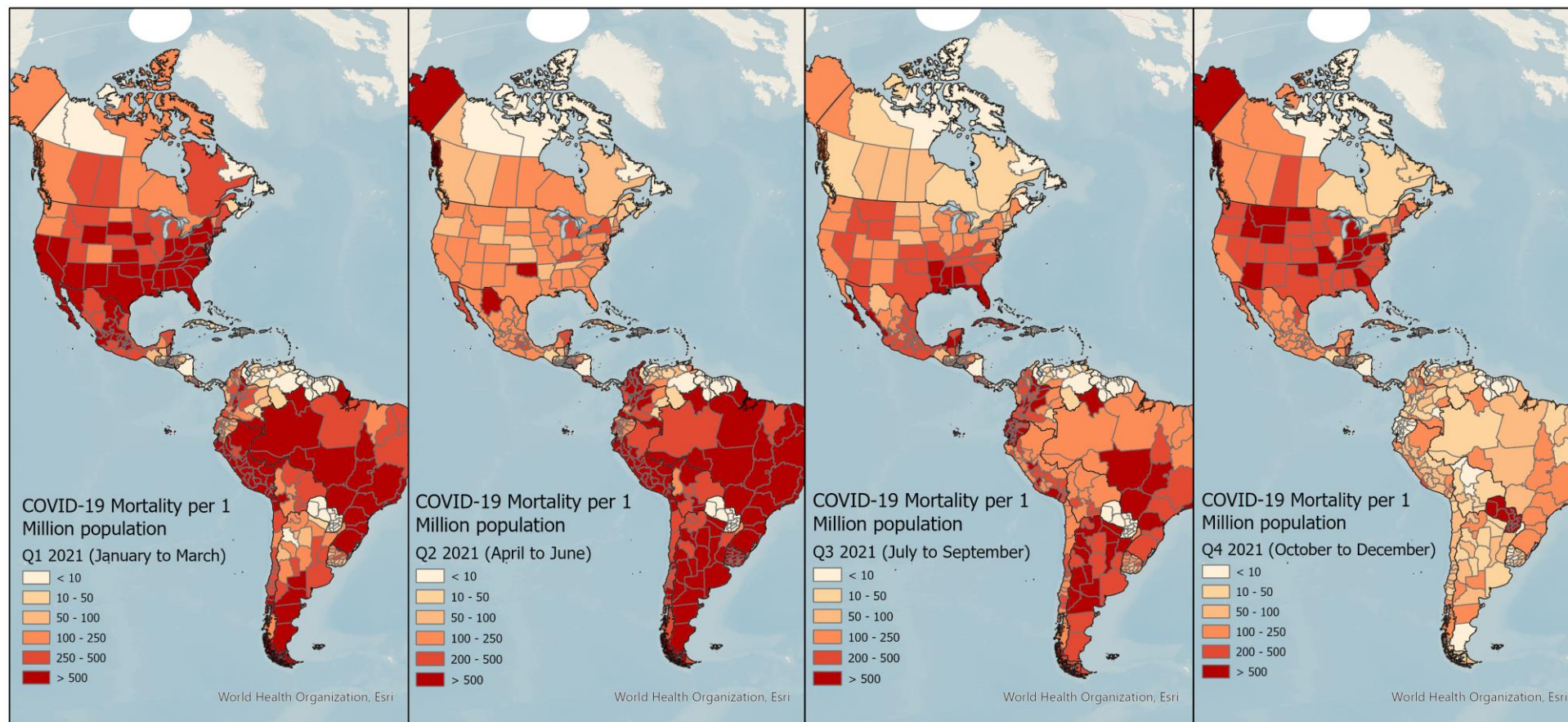
236
countries/areas/territories affected.

Total cases, deaths & CFR (%) among PAHO countries/territories with ≥ 300,000 cumulative cases.








































































































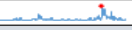








Country/Territory	Cases	Deaths	CFR (%)
United States of America	58,313,875	827,991	1.4%
Brazil	22,386,930	619,641	2.8%
Argentina	6,025,303	117,386	1.9%
Colombia	5,242,672	130,191	2.5%
Mexico	4,055,095	299,970	7.4%
Canada	2,437,822	30,584	1.3%
Peru	2,329,717	202,934	8.7%
Chile	1,821,071	39,232	2.2%
Cuba	972,513	8,325	0.9%
Bolivia	652,819	19,888	3.0%
Guatemala	633,774	16,117	2.5%
Costa Rica	581,394	7,370	1.3%
Ecuador	559,950	33,699	6.0%
Panama	512,402	7,449	1.5%
Paraguay	472,673	16,658	3.5%
Venezuela	446,026	5,345	1.2%
Dominican Republic	444,985	4,253	1.0%
Uruguay	430,958	6,186	1.4%
Honduras	380,883	10,442	2.7%
Puerto Rico	340,107	3,357	1.0%

*Numbers may vary due to differences in reporting times.

Map 1: COVID-19 mortality rates per 1 million population in the region of the Americas throughout 2021 quarters: Q1 (January to March), Q2 (April to June), Q3 (July to September) and Q4 (October to December).



**COVID-19 situation reported by
countries and territories in the Americas,**
as of 7 January 2022
Updated as of 3 PM

Sub-Region	Country/Territory	Cases			Deaths		
		7 Day MA* Trend	Cummulative	7day % change	7 Day MA* Trend	Cummulative	7day % change
North America	Canada		2,437,822	50%		30,584	104%
	Mexico		4,055,095	92%		299,970	-6%
	United States of America (the)		58,313,875	72%		827,991	12%
	Subtotal		64,806,792			1,158,545	
Central America	Belize		35,206	160%		605	17%
	Costa Rica		581,394	346%		7,370	8%
	El Salvador		122,234	42%		3,826	-71%
	Guatemala		633,774	130%		16,117	-35%
	Honduras		380,883	186%		10,442	60%
	Nicaragua		13,589	-19%		218	0%
	Panama		512,402	128%		7,449	5%
	Subtotal		2,279,482			46,027	
South America	Argentina		6,025,303	135%		117,386	44%
	Bolivia (the Plurinational State of)		652,819	99%		19,888	27%
	Brazil		22,386,930	116%		619,641	-13%
	Chile		1,821,071	64%		39,232	-11%
	Colombia		5,242,672	200%		130,191	11%
	Ecuador		559,950	81%		33,699	-13%
	Paraguay		472,673	55%		16,658	-12%
	Peru		2,329,717	81%		202,934	23%
	Uruguay		430,958	249%		6,186	70%
	Venezuela (Bolivarian Republic of)		446,026	-2%		5,345	50%
	Subtotal		40,368,119			1,191,160	
Caribbean and Atlantic Ocean Islands	Anguilla		1,777	268%		6	0%
	Antigua and Barbuda		4,715	545%		119	-100%
	Aruba		25,254	117%		181	0%
	Bahamas (the)		27,122	182%		717	-100%
	Barbados		30,597	107%		264	0%
	Bermuda		7,191	90%		110	-100%
	Bonaire		3,863	307%		23	-100%
	Cayman Islands		10,186	217%		12	0%
	Cuba		972,513	328%		8,325	-40%
	Curacao		25,988	119%		191	-33%
Caribbean and Atlantic Ocean Islands	Dominica		7,241	67%		47	-100%
	Dominican Republic (the)		444,985	369%		4,253	-54%
	Falkland Islands (the)		85	200%		0	0%
	French Guiana		55,980	312%		343	100%
	Grenada		7,377	413%		200	0%
	Guadeloupe		56,515	-100%		831	0%
	Guyana		42,385	653%		1,060	-20%
	Haiti		26,406	3727%		780	0%
	Jamaica		99,463	254%		2,489	45%
	Martinique		51,840	-20%		788	-67%
	Montserrat		100	5300%		1	0%
	Puerto Rico		340,107	6%		3,357	206%
	Saba		107	110%		0	0%
	Saint Barthelemy		1,955	-100%		4	0%
	Saint Kitts and Nevis		3,904	411%		28	0%
	Saint Lucia		14,414	162%		306	0%
	Saint Martin		4,247	-100%		40	-100%
	Saint Pierre and Miquelon		221	0%		0	0%
	Saint Vincent and the Grenadines		6,247	1705%		84	0%
	Sint Eustatius		142	263%		0	0%
	Sint Maarten		6,113	104%		75	0%
	Suriname		56,041	419%		1,195	100%
	Trinidad and Tobago		96,070	100%		3,010	21%
	Turks and Caicos		3,755	625%		26	0%
	Virgin Islands (UK)		4,207	414%		40	0%
	Virgin Islands (US)		11,833	-18%		89	-100%
	Subtotal		2,450,946			28,994	
Total			109,905,339			2,424,726	

* 7 Day Moving Average

Legend

>50% increase
10% to 50% increase
10 to -10% change
10% to 50% decrease
>50% decrease

Table notes on the next page.

NOTES: Case and death counts may include both confirmed and probable classifications depending on the reporting Member State.

- Antibody tests, including rapid diagnostic tests (RDTs) based on antibody detection, are not recommended for use by PAHO/WHO in clinical diagnosis. Antigen-detecting RDTs may be used following the WHO 117 December 2020 Guidance, available at: <https://bit.ly/2FxK2fs>.
- Data is updated on a weekly basis for the British Virgin Islands, Guadeloupe, Martinique, Nicaragua, Saint Barthelemy, Saint Martin, and Saint Pierre and Miquelon.
- As of 117 December 2020, the previously aggregated Bonaire, Saba and Sint Eustatius are now being presented separately in the table.
- *A dispute exists between the Governments of Argentina and the United Kingdom of Great Britain and Northern Ireland concerning sovereignty over the Falkland Islands (the) (Malvinas) "

Argentina: On 14 March 2021, due to daylight savings time observed in Eastern Standard Time zone, the Argentina data is no longer published by 3:00PM EST same day and is henceforth included in the following day table. Between 22 February and 14 March 2021, the data had corresponded to the same

Bahamas: According to the latest Bahamas Ministry of Health (MoH) publication, there are a total of 36 additional deaths under investigation, available at: <https://bit.ly/3wh84Aq>

Ecuador: According to a 6 September Ecuador Ministry of Public Health press release, only cases confirmed by RT-PCR will be reported; previously, cases who tested positive by either RT-PCR or RDTs were reported, resulting in the exclusion of 8,956 cases. Available at: <https://bit.ly/3h2EWEA>

El Salvador: Cumulative cases and deaths as published by the Government of El Salvador: <https://covid19.gob.sv/> . The government presents a retroactively adjusted epidemiological curve of daily cases on the same dashboard.

Jamaica: According to the latest Jamaica Ministry of Health and Wellness press release, there are a total of 351 additional deaths under investigation, available at: <https://bit.ly/3qAwIJo>

Mexico: On 1 June 2021, the Mexico Ministry of Health reported 4,272 deaths in 24 hours. Of these, 3,924 were reported in 2020 and the remaining were reported in 2021. Available at: <https://bit.ly/3pfdMA8>

Nicaragua: Please note there are discrepancies with the data published by the Citizen's Observatory COVID-19 Nicaragua as of 1 December 2021. Available at: <https://bit.ly/3pw7ZVR>

Peru: Aggregated case total as reported by the Peru MoH; latest disaggregated data available is 677,987 by RT-PCR + 625,852 by antigen tests + 949,007 by other RDTs. Antibody tests, including RDTs based on antibody detection, are not recommended for use by PAHO/WHO in clinical diagnosis. Antigen-detecting RDTs may be used following the WHO 11 September 2020 Guidance, available at: <https://bit.ly/3fjVKTM> . On 31 May 2021, the Government of Peru announced that, after revision, the death toll was 180,764 deaths as of 22 May 2021, available at: <https://bit.ly/3fYGj8V> . The number of cumulative deaths reported prior to the revision, on 30 May, was 69,342, available at: <https://bit.ly/3pkar2U>.

Puerto Rico: Aggregated case total as reported by the Puerto Rico Department of Health (DoH); 156,048 were positive by RT-PCR and 35,317 were positive by antigen tests; previously, cases who tested positive by either RT-PCR or serological RDTs were reported, resulting in the exclusion of 33,965 cases. Available at: <https://bit.ly/3AXY7KU>

United States of America: Case and death counts include both confirmed and probable classifications, as published on the U.S. Centers for Disease Control and Prevention (US CDC) website on 7 January 2022.

Excludes American Samoa, Federated States of Micronesia, Guam, Commonwealth of the Northern Marianas, Puerto Rico, Palau, Republic of Marshall Islands and the United States Virgin Islands. Case and death counts may differ from other US CDC data sources because these are provisional counts which are subject to change, including updates to data reported previously, adjustments can occur. Sources: <https://bit.ly/2RSpap5> and <https://bit.ly/2RVI2n6> ..

DATA ADJUSTMENTS: Differences in the total number of cases and/or deaths and respective % increases reflect the following adjustment(s):

ISO3_CODE	Adjusted Date	Cases	Deaths	Source
BHS	2022-01-05	26701		https://bit.ly/31Eiyjk
BHS	2022-01-06	27122		https://bit.ly/31GsJ00
BRB	2022-01-06	30597	264	https://bit.ly/3JMOGT0
DOM	2022-01-06	7241		https://bit.ly/3G6sNvP
HND	2022-01-02	380138	10441	https://bit.ly/33ePyPD
HND	2022-01-03	380138	10441	https://bit.ly/33ePyPD
HND	2022-01-04	380138	10441	https://bit.ly/33ePyPD
HND	2022-01-05	380207	10442	https://bit.ly/3eXj9Qa
HND	2022-01-06	380490	10442	https://bit.ly/31yYDIF
ECU	2022-01-05	554436	33690	https://bit.ly/3q0wiOG
ECU	2022-01-06	557273	33699	https://bit.ly/32XVVHc
SPM	2022-01-03	121		https://bit.ly/3t7S3Oj
SPM	2022-01-04	142		https://bit.ly/3G6K7Rj
SPM	2022-01-05	161		https://bit.ly/3zyshnO
SPM	2022-01-06	197		https://bit.ly/33311Sm & https://bit.ly/3G5xyFK