

Region of the Americas Update

Last 24 hours *

- 28,249** Additional cases
- 233** Additional deaths
- 0.03%** Relative increase in cases
- 0.01%** Relative increase in deaths
- 32** Countries/territories reporting new cases
- 17** Countries/territories reporting new deaths

Highest numbers of cases & deaths in the last 24 hrs.*

Cases (≥ 1,000)

Brazil	8,699
Argentina	7,623
Colombia	3,022
Puerto Rico	1,362
Bolivia	1,206

Deaths (≥ 100)

No nations reported ≥ 100 deaths in the last 24 hours.

***No update was available on the US CDC website as of 4PM on 27 December 2021.**

COVID-19 – Highlights

- On 27 December, the **Colombia** Ministry of Health (MoH) announced the arrival of a new batch of 2.1 million COVID-19 vaccine doses; these are to be administered to children of 3-11 years of age. This full press release can be found in Spanish at: <https://bit.ly/3szPlvu>
- In **Argentina**, the MoH announced the consensus of the nation's jurisdictions to reduce the interval between the completion of the vaccination schedule and the administration of booster doses for populations at higher risk of exposure and serious illness. This full press release can be found in Spanish at: <https://bit.ly/32HoFmT>
- To help mitigate the third pandemic wave in **Peru**, the MoH has announced that vaccination efforts will continue through 31 December and 1 January in Metropolitan Lima and Callao. This full press release is available in Spanish at: <https://bit.ly/3JlroUO>

Region of the Americas

101,475,409 cases

2,401,384 deaths

56

countries/areas/territories affected.

Global

279,218,971 cases

5,399,030 deaths

236

countries/areas/territories affected.

Total cases, deaths & CFR (%) among PAHO countries/territories with ≥ 200,000 cumulative cases.

Country/Territory	Cases	Deaths	CFR (%)
United States of America	51,775,769	809,908	1.6%
Brazil	22,239,436	618,448	2.8%
Argentina	5,460,042	117,035	2.1%
Colombia	5,124,690	129,761	2.5%
Mexico	3,951,003	298,777	7.6%
Peru	2,279,299	202,524	8.9%
Canada	1,945,754	30,131	1.5%
Chile	1,801,033	39,056	2.2%
Cuba	964,857	8,321	0.9%
Guatemala	625,166	16,097	2.6%
Bolivia	577,808	19,554	3.4%
Costa Rica	568,860	7,343	1.3%
Ecuador	542,341	33,649	6.2%
Panama	487,767	7,416	1.5%
Paraguay	465,338	16,601	3.6%
Venezuela	443,332	5,314	1.2%
Dominican Republic	414,704	4,238	1.0%
Uruguay	407,381	6,163	1.5%
Honduras	379,073	10,429	2.8%
Puerto Rico	233,264	3,291	1.4%

*Numbers may vary due to differences in reporting times.

Starting the weekend of 26 June 2021, the PAHO COVID-19 daily situation reports will no longer be published on Saturdays and Sundays. The reports will continue to be published during the workweek – Monday through Friday – at the regularly scheduled time, with the exception of any official holidays observed by PAHO in Washington, DC

Spotlight – SARS-COV-2 Variants of Concern (VOC) in the Americas

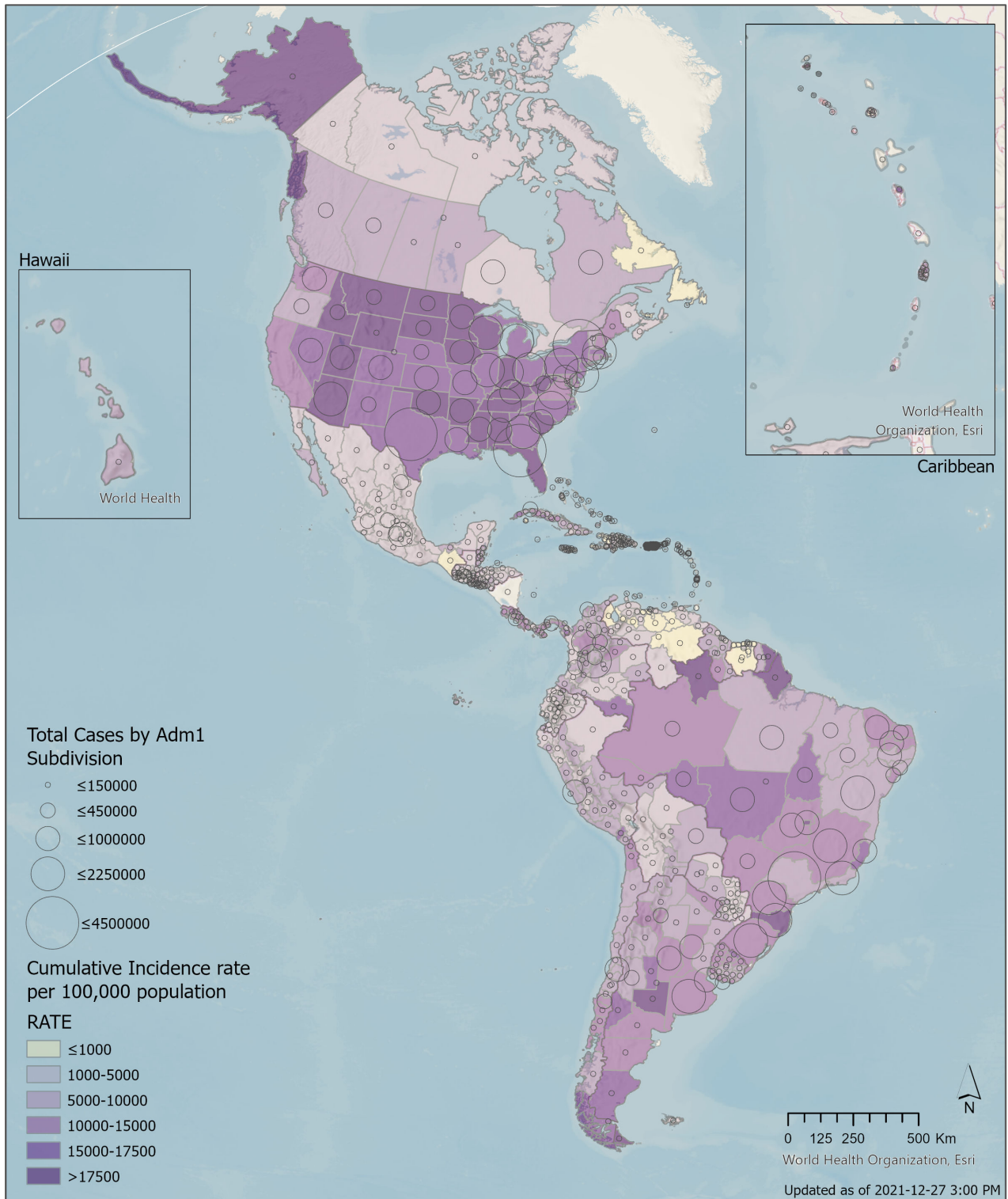
Today's spotlight provides an update on the geographical distribution of the five variants of concern including VOC Alpha, Beta, Delta, Gamma, and Omicron, of the SARSCoV-2 virus (as reported by countries, territories, and areas (hereafter countries) in the region of the Americas as of 27 December 2021.

Subregion	Country	Alpha	Beta	Gamma	Delta	Omicron
North America	Canada	✓	✓	✓	✓	✓
	Mexico	✓	✓	✓	✓	✓
	United States of America	✓	✓	✓	✓	✓
South America	Argentina	✓	✓	✓	✓	✓
	Bolivia (Plurinational State of)	✓		✓	✓	
	Brazil	✓	✓	✓	✓	✓
	Chile	✓	✓	✓	✓	✓
	Colombia	✓		✓	✓	
	Ecuador	✓		✓	✓	✓
	Paraguay	✓		✓	✓	
	Peru	✓		✓	✓	✓
	Uruguay	✓	✓	✓	✓	
	Venezuela (Bolivarian Republic of)	✓		✓	✓	
Central America	Belize	✓		✓	✓	
	Costa Rica	✓	✓	✓	✓	✓
	El Salvador	✓		✓	✓	
	Guatemala	✓	✓	✓	✓	
	Honduras	✓		✓	✓	
	Nicaragua	✓	✓	✓	✓	
	Panama	✓	✓	✓	✓	✓
Caribbean and Atlantic Ocean Islands	Anguilla	✓			✓	
	Antigua and Barbuda	✓	✓	✓	✓	
	Aruba	✓	✓	✓	✓	
	Bahamas	✓		✓	✓	
	Barbados	✓		✓	✓	
	Bermuda	✓	✓		✓	✓
	Bonaire	✓		✓	✓	
	British Virgin Islands	✓		✓	✓	
	Cayman Islands	✓	✓	✓	✓	✓
	Cuba	✓	✓		✓	✓
	Curaçao	✓	✓	✓	✓	
	Dominica	✓			✓	
	Dominican Republic	✓		✓	✓	
	Falkland Islands (Malvinas)	✓	✓			
	French Guiana	✓	✓	✓	✓	
	Grenada	✓		✓	✓	
	Guadeloupe	✓	✓	✓	✓	✓
	Guyana			✓	✓	
	Haiti	✓		✓	✓	
	Jamaica	✓			✓	
	Martinique	✓	✓	✓	✓	
	Montserrat	✓		✓	✓	
	Puerto Rico	✓	✓	✓	✓	✓
	Saba				✓	
	Saint Barthélemy	✓			✓	
	Saint Kitts and Nevis				✓	
	Saint Lucia	✓			✓	
	Saint Martin	✓	✓		✓	✓
	Saint Pierre and Miquelon				✓	
	Saint Vincent and the Grenadines			✓	✓	
Sint Maarten	✓	✓	✓	✓		
Suriname	✓	✓	✓	✓		
Trinidad and Tobago	✓		✓	✓	✓	
Turks and Caicos Islands	✓		✓	✓		
United States Virgin Islands	✓	✓	✓	✓		

✓ Sequence is not available yet in an international repository

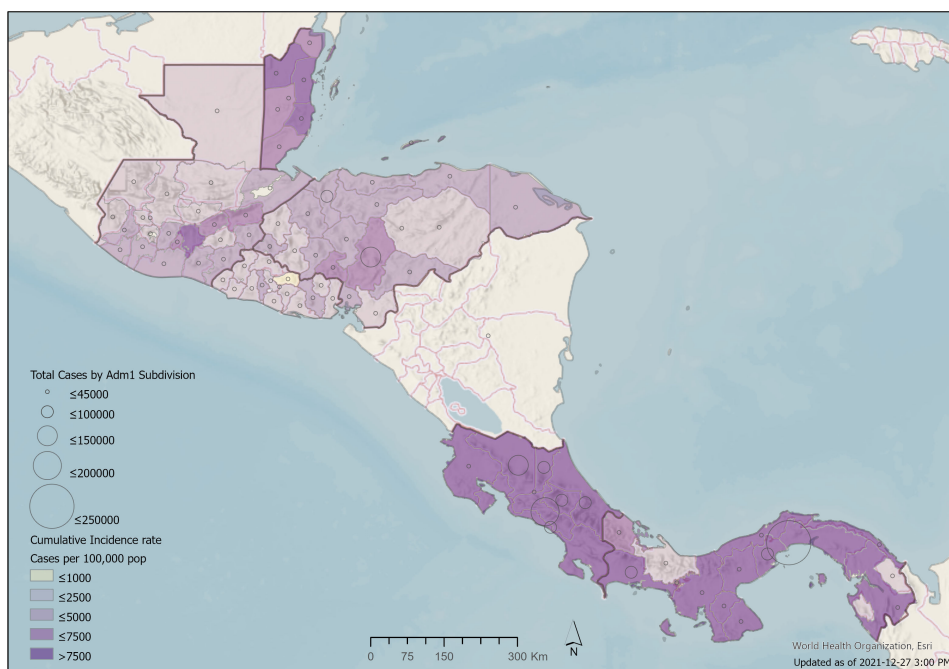
✓ WGS available

Map 1. Reported number of cumulative COVID-19 cases in the Region of the Americas and corresponding incidence rate (per 100,000 population) by country/territory. As of 27 December 2021



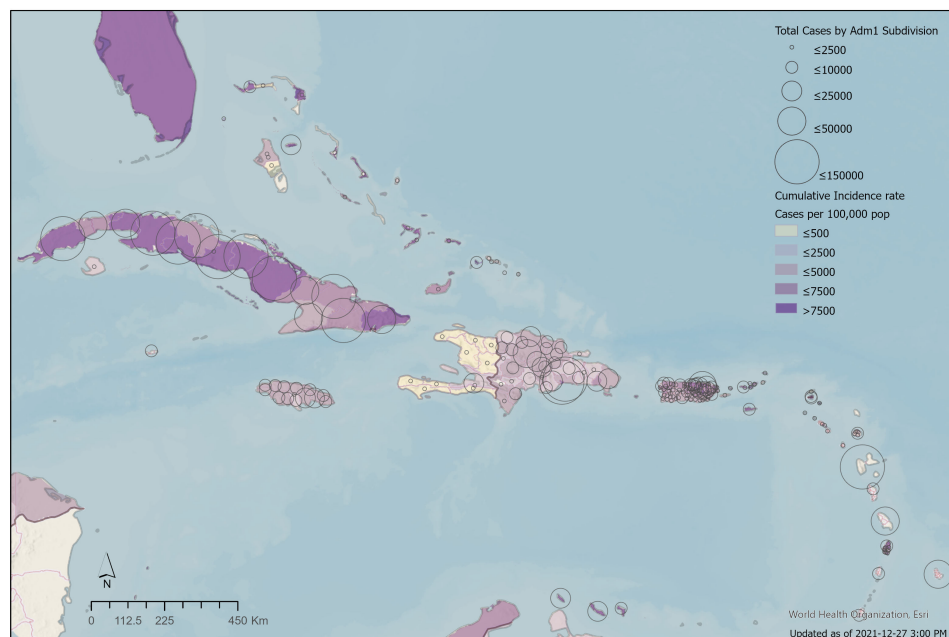
© Pan American Health Organization-World Health Organization 2021. All rights reserved. The designations employed and the presentation of the material in these maps do not imply the expression of any opinion whatsoever on the part of the Secretariat of the Pan American Health Organization concerning the legal status of any country, territory, city or area or of its authorities, or concerning the delimitation of its frontiers or boundaries. Dotted and dashed lines on maps represent approximate border lines for which there may not yet be full agreement.

Map 2. Reported number of cumulative COVID-19 cases in the Central American sub-region and corresponding incidence rate (per 100,000 population) by country/territory (sub-national level). As of 27 December 2021



© Pan American Health Organization-World Health Organization 2021. All rights reserved.
The designations employed and the presentation of the material in these maps do not imply the expression of any opinion whatsoever on the part of the Secretariat of the Pan American Health Organization concerning the legal status of any country, territory, city or area or of its authorities, or concerning the delimitation of its frontiers or boundaries. Dotted and dashed lines on maps represent approximate border lines for which there may not yet be full agreement.

Map 3. Reported number of cumulative COVID-19 cases in the Caribbean sub-region and corresponding incidence rate (per 100,000 population) by country/territory (sub-national level). As of 27 December 2021



© Pan American Health Organization-World Health Organization 2021. All rights reserved.
The designations employed and the presentation of the material in these maps do not imply the expression of any opinion whatsoever on the part of the Secretariat of the Pan American Health Organization concerning the legal status of any country, territory, city or area or of its authorities, or concerning the delimitation of its frontiers or boundaries. Dotted and dashed lines on maps represent approximate border lines for which there may not yet be full agreement.

Pan American Health Organization		COVID-19 situation reported by countries and territories in the Americas, as of 27 December 2021					
World Health Organization		Updated as of 3 PM					
Sub-Region	Country/Territory	Cases			Deaths		
		7 Day MA* Trend	Cummulative	7day % change	7 Day MA* Trend	Cummulative	7day % change
North America	Canada		1,945,754	21%		30,131	-35%
	Mexico		3,951,003	58%		298,777	106%
	United States of America (the)		51,775,769	21%		809,908	10%
	Subtotal		57,672,526			1,138,816	
Central America	Belize		31,503	21%		592	0%
	Costa Rica		568,860	-66%		7,343	-57%
	El Salvador		121,741	-36%		3,820	-8%
	Guatemala		625,166	-4%		16,097	-11%
	Honduras		379,073	11%		10,429	-86%
	Nicaragua		13,531	-14%		216	0%
	Panama		487,767	69%		7,416	50%
Subtotal		2,227,641			45,913		
South America	Argentina		5,460,042	125%		117,035	0%
	Bolivia (the Plurinational State of)		577,808	12%		19,554	-7%
	Brazil		22,239,436	7%		618,448	-34%
	Chile		1,801,033	-7%		39,056	1%
	Colombia		5,124,690	26%		129,761	-14%
	Ecuador		542,341	49%		33,649	44%
	Paraguay		465,338	-19%		16,601	-63%
	Peru		2,279,299	28%		202,524	-34%
	Uruguay		407,381	50%		6,163	-20%
	Venezuela (Bolivarian Republic of)		443,332	-39%		5,314	-37%
Subtotal		39,340,700			1,188,105		
Caribbean and Atlantic Ocean Islands	Anguilla		1,646	-84%		5	-100%
	Antigua and Barbuda		4,259	69%		118	0%
	Aruba		17,648	293%		181	-67%
	Bahamas (the)		23,539	93%		713	-100%
	Barbados		27,673	13%		260	0%
	Bermuda		6,064	430%		106	0%
	Bonaire		3,235	11%		23	0%
	Cayman Islands		8,386	28%		11	0%
	Cuba		964,857	41%		8,321	200%
	Curacao		19,049	607%		186	0%
	Dominica		6,559	-25%		45	-50%
	Dominican Republic (the)		414,704	92%		4,238	275%
	Falkland Islands (the)		81	-100%		0	0%
	French Guiana		47,332	17%		337	-100%
	Grenada		5,961	720%		200	0%
	Guadeloupe		55,795	22%		831	-50%
	Guyana		39,107	-25%		1,048	80%
	Haiti		25,974	-44%		766	-67%
	Jamaica		92,789	144%		2,464	-29%
	Martinique		47,828	1%		775	-54%
Montserrat		45	-100%		1	0%	
Puerto Rico		233,264	298%		3,291	-50%	
Saba		23	900%		0	0%	
Saint Barthelemy		1,726	278%		4	0%	
Saint Kitts and Nevis		2,848	840%		28	0%	
Saint Lucia		13,319	125%		295	-80%	
Saint Martin		4,118	169%		39	0%	
Saint Pierre and Miquelon		98	100%		0	0%	
Saint Vincent and the Grenadines		5,828	-4%		81	0%	
Sint Eustatius		31	0%		0	0%	
Sint Maarten		4,774	73%		75	0%	
Suriname		51,593	-17%		1,187	-75%	
Trinidad and Tobago		89,829	-8%		2,768	9%	
Turks and Caicos		3,276	197%		26	0%	
Virgin Islands (UK)		3,071	320%		39	0%	
Virgin Islands (US)		8,213	978%		88	0%	
Subtotal		2,234,542			28,550		
Total		101,475,409			2,401,384		

* 7 Day Moving Average

Legend

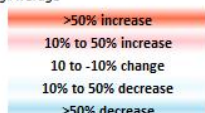


Table notes on the next page.

NOTES:

-Case and death counts may include both confirmed and probable classifications depending on the reporting Member State.

-Antibody tests, including rapid diagnostic tests (RDTs) based on antibody detection, are not recommended for use by PAHO/WHO in clinical diagnosis. Antigen-detecting RDTs may be used following the WHO 6 October 2021 Guidance, available at: <https://bit.ly/3EK44fn>.

-Data is updated on a weekly basis for the British Virgin Islands, Guadeloupe, Martinique, Nicaragua, Saint Barthelemy, Saint Martin, and Saint Pierre and Miquelon.

-As of 27 December 2020, the previously aggregated Bonaire, Saba and Sint Eustatius are now being presented separately in the table.

-*A dispute exists between the Governments of Argentina and the United Kingdom of Great Britain and Northern Ireland concerning sovereignty over the Falkland Islands (the) (Malvinas)

Argentina: On 14 March 2021, due to daylight savings time observed in Eastern Standard Time zone, the Argentina data is no longer published by 3:00PM EST same day and is henceforth included in the following day table. Between 22 February and 14 March 2021, the data had corresponded to the same date.

Bahamas: According to the latest Bahamas Ministry of Health (MoH) publication, there are a total of 38 additional deaths under investigation, available at: <https://bit.ly/3wh84Aq>,

Ecuador: According to a 6 September Ecuador Ministry of Public Health press release, only cases confirmed by RT-PCR will be reported; previously, cases who tested positive by either RT-PCR or RDTs were reported, resulting in the exclusion of 8,956 cases. Available at: <https://bit.ly/3h2EWEA> ,,,

El Salvador: Cumulative cases and deaths as published by the Government of El Salvador: <https://covid19.gob.sv/>. The government presents a retroactively adjusted epidemiological curve of daily cases on the same dashboard.

Jamaica: According to the latest Jamaica Ministry of Health and Wellness press release, there are a total of 349 additional deaths under investigation, available at: <https://bit.ly/3qAwIJo>

Mexico: On 1 June 2021, the Mexico Ministry of Health reported 4,272 deaths in 24 hours. Of these, 3,924 were reported in 2020 and the remaining were reported in 2021. Available at: <https://bit.ly/3pfdMA8>

Nicaragua: Please note there are discrepancies with the data published by the Citizen's Observatory COVID-19 Nicaragua as of 15 December 2021. Available at: <https://bit.ly/3pw7ZVR>

Peru: Aggregated case total as reported by the Peru MoH; latest disaggregated data available is 690,252 by RT-PCR + 635,554 by antigen tests + 953,493 by other RDTs. Antibody tests, including RDTs based on antibody detection, are not recommended for use by PAHO/WHO in clinical diagnosis. Antigen-detecting RDTs may be used following the WHO 11 September 2020 Guidance, available at: <https://bit.ly/3fjVKTM>. On 31 May 2021, the Government of Peru announced that, after revision, the death toll was 180,764 deaths as of 22 May 2021, available at: <https://bit.ly/3fYGj8V>. The number of cumulative deaths reported prior to the revision, on 30 May, was 69,342, available at: <https://bit.ly/3pkar2U>.

Puerto Rico: Aggregated case total as reported by the Puerto Rico Department of Health (DoH); 176,261 were positive by RT-PCR and 57,003 were positive by antigen tests; previously, cases who tested positive by either RT-PCR or serological RDTs were reported, resulting in the exclusion of 33,965 cases. Available at: <https://bit.ly/3AXY7KU>

United States of America: Case and death counts include both confirmed and probable classifications, as published on the U.S. Centers for Disease Control and Prevention (US CDC) website on 26-December. Excludes American Samoa, Federated States of Micronesia, Guam, Commonwealth of the Northern Marianas, Puerto Rico, Palau,

Republic of Marshall Islands and the United States Virgin Islands. Please note that the state of Maryland has not been submitting COVID-19 data to the U.S. CDC since 3 December 2021 due to server issues. Case and death counts may differ from other US CDC data sources because these are provisional counts which are subject to change, including updates to data reported previously, adjustments can occur.

Sources: <https://bit.ly/2RSpap5> and <https://bit.ly/2RVI2n6>. No update was available on the US CDC website as of 4PM on 27 December 2021.

Uruguay: According to the latest Uruguay Ministry of Public Health report, the total notes 00 positive cases reported in the last 24 hours were excluded from the total. Available at: <https://bit.ly/3pvysW8>.

DATA ADJUSTMENTS: Differences in the total number of cases and/or deaths and respective % increases reflect the following adjustment(s):

ISO3_CODE	Adjusted Date	Cases	Deaths	Source
ABW	2021-12-24	17165	181	
ABW	2021-12-25	17165	181	
ABW	2021-12-26	17165	181	
ARG	2021-12-24	5428957	116979	https://bit.ly/3JmbwRd
ARG	2021-12-25	5445236	117008	https://bit.ly/3EB1b02
ARG	2021-12-26	5452419	117020	https://bit.ly/32BnN3h
ATG	2021-12-25	4229	118	https://bit.ly/3HfETTh
ATG	2021-12-26	4236	118	https://bit.ly/3EzH6r3
BLM	2021-12-24	1726		
BLM	2021-12-25	1726		
BLM	2021-12-26	1726		
BMU	2021-12-25	6064	106	
BMU	2021-12-26	6064	106	
CUW	2021-12-24	18299	186	
CUW	2021-12-25	18299	186	
CUW	2021-12-26	18299	186	

CYM	2021-12-24	8386	11	https://bit.ly/3HkCN4N
CYM	2021-12-25	8386	11	https://bit.ly/3HkCN4N
CYM	2021-12-26	8386	11	https://bit.ly/3HkCN4N
ECU	2021-12-23	539037	33634	https://bit.ly/3esR6Yx
ECU	2021-12-24	540122	33641	https://bit.ly/32rFkLu
ECU	2021-12-25	541368	33647	https://bit.ly/3Hh4MSI
ECU	2021-12-26	542082	33648	https://bit.ly/3ev0xGM
GLP	2021-12-24	55795	831	
GLP	2021-12-25	55795	831	
GLP	2021-12-26	55795	831	
HTI	2021-12-23	25972	766	https://bit.ly/3qs3iOS
HTI	2021-12-24	25974	766	https://bit.ly/3z2qqaw
HTI	2021-12-25	25974	766	https://bit.ly/3z2qqaw
HTI	2021-12-26	25974	766	https://bit.ly/3z2qqaw
SPM	2021-12-24	98		https://bit.ly/3mBI9Aq
SPM	2021-12-25	98		https://bit.ly/3mBI9Aq
SPM	2021-12-26	98		https://bit.ly/3mBI9Aq
SXM	2021-12-24	4748	75	
SXM	2021-12-25	4748	75	
SXM	2021-12-26	4748	75	
TTO	2021-12-26	89364	2738	https://bit.ly/3FyCJOK
USA	2021-12-24	51600686	808751	
USA	2021-12-25	51775769	809908	