

Region of the Americas Update

Last 24 hours *

- 55,073** Additional cases
- 1,034** Additional deaths
- 0.06%** Relative increase in cases
- 0.04%** Relative increase in deaths
- 32** Countries/territories reporting new cases
- 20** Countries/territories reporting new deaths

Highest numbers of cases & deaths in the last 24 hrs.

Cases (≥ 1,000)

United States	39,928
Brazil	4,844
Colombia	2,077
Chile	1,501
Argentina	1,294

Deaths (≥ 100)

United States	760
---------------	------------

COVID-19 – Highlights

- On 5 December 2021, the **Argentina Ministry of Health** reported the **first detected case of Omicron variant of concern (VOC)** in the country. The full report is available at: <https://bit.ly/3GoD2LH>
- On 5 December 2021, the **Chile Ministry of Health** reported the **first detected case of Omicron VOC**. The detailed report published by the Valparaiso Regional Health Secretariat is available at: <https://bit.ly/3rP5P7Q>

Region of the Americas

97,803,867 cases

2,361,851 deaths

56

countries/areas/territories affected.

Global

265,295,169 cases

5,255,400 deaths

236

countries/areas/territories affected.

Total cases, deaths & CFR (%) among PAHO countries/territories with ≥ 180,000 cumulative cases.

Country/Territory	Cases	Deaths	CFR (%)
United States of America	48,786,421	782,025	1.6%
Brazil	22,143,091	615,636	2.8%
Argentina	5,340,676	116,646	2.2%
Colombia	5,081,064	128,780	2.5%
Mexico	3,901,263	295,203	7.6%
Peru	2,243,415	201,379	9.0%
Canada	1,802,359	29,757	1.7%
Chile	1,774,048	38,531	2.2%
Cuba	963,194	8,310	0.9%
Guatemala	619,852	15,986	2.6%
Costa Rica	567,383	7,312	1.3%
Bolivia	543,390	19,222	3.5%
Ecuador	529,349	33,484	6.3%
Panama	479,053	7,374	1.5%
Paraguay	463,372	16,478	3.6%
Venezuela	434,918	5,193	1.2%
Dominican Republic	408,748	4,212	1.0%
Uruguay	400,925	6,134	1.5%
Honduras	378,113	10,413	2.8%

Starting the weekend of 26 June 2021, the PAHO COVID-19 daily situation reports will no longer be published on Saturdays and Sundays. The reports will continue to be published during the workweek – Monday through Friday – at the regularly scheduled time, with the exception of any official holidays observed by PAHO in Washington, DC

*Numbers may vary due to differences in reporting times.

Spotlight – SARS-COV-2 Variants of Concern (VOC) in the Americas

Today's spotlight provides an update on the geographical distribution of the five variants of concern of the SARS-CoV-2 virus as reported by countries, territories, and areas (hereafter countries) in the region of the Americas as of 6 December 2021.

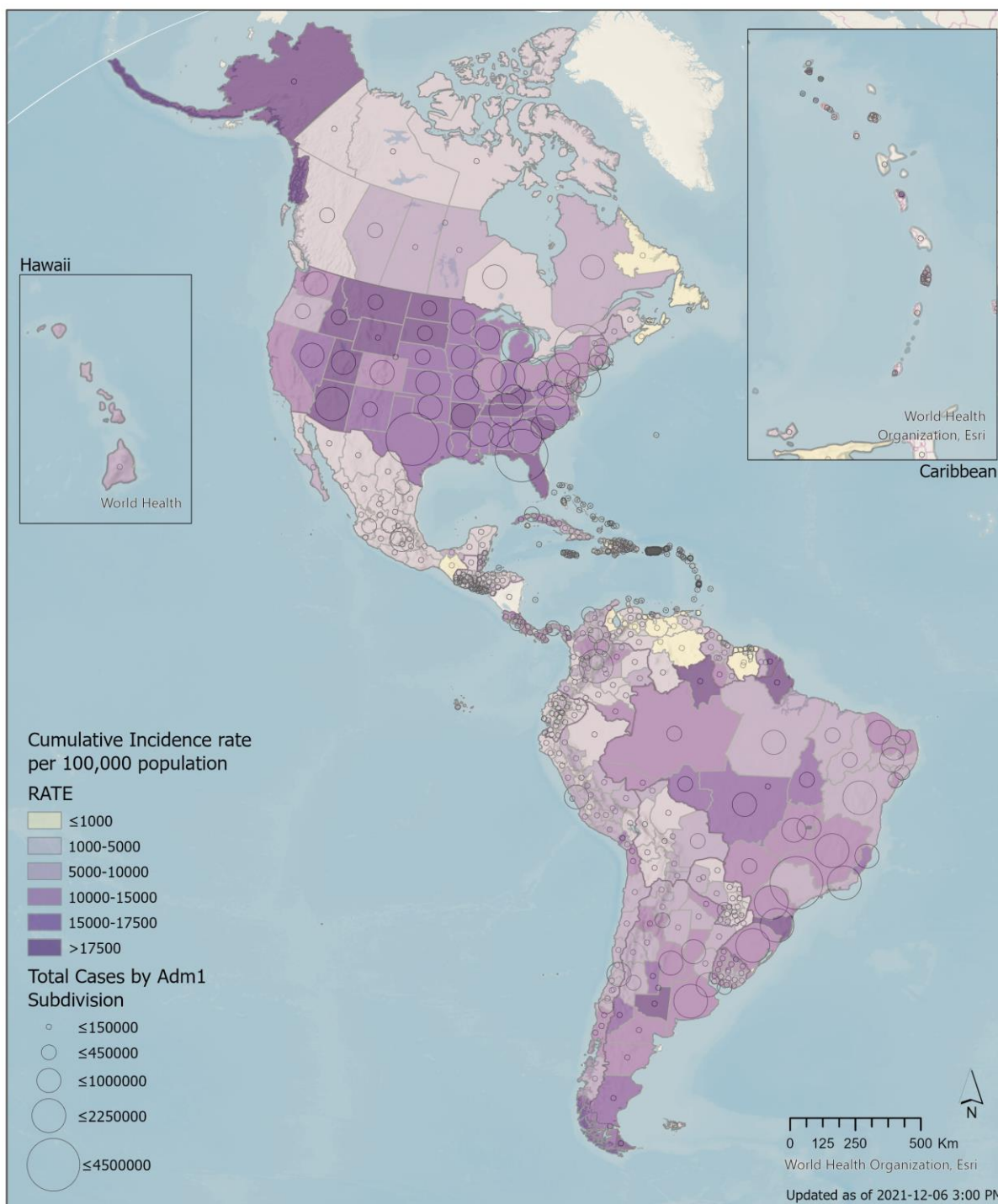
Table 1: Distribution of SARS-CoV-2 variants of concern by country/territory. Region of the Americas. As of 6 December 2021.

subregion	Country	Alpha	Beta	Gamma	Delta	Omicron
North America	Canada	✓	✓	✓	✓	✓
	Mexico	✓	✓	✓	✓	✓
	United States of America	✓	✓	✓	✓	✓
South America	Argentina	✓	✓	✓	✓	✓
	Bolivia (Plurinational State of)	✓		✓	✓	
	Brazil	✓	✓	✓	✓	✓
	Chile	✓	✓	✓	✓	✓
	Colombia	✓		✓	✓	
	Ecuador	✓		✓	✓	
	Paraguay	✓		✓	✓	
	Peru	✓		✓	✓	
	Uruguay	✓	✓	✓	✓	
	Venezuela (Bolivarian Republic of)	✓		✓	✓	
	Central America	Belize	✓		✓	✓
Costa Rica		✓	✓	✓	✓	
El Salvador		✓		✓	✓	
Guatemala		✓	✓	✓	✓	
Honduras		✓		✓	✓	
Nicaragua		✓	✓	✓	✓	
Panama		✓	✓	✓	✓	
Caribbean and Atlantic Ocean Islands	Anguilla	✓			✓	
	Antigua and Barbuda	✓	✓	✓	✓	
	Aruba	✓	✓	✓	✓	
	Bahamas	✓		✓	✓	
	Barbados	✓		✓	✓	
	Bermuda	✓	✓		✓	
	Bonaire	✓		✓	✓	
	British Virgin Islands	✓		✓	✓	
	Cayman Islands	✓	✓	✓	✓	
	Cuba	✓	✓		✓	✓
	Curaçao	✓	✓	✓	✓	
	Dominica	✓			✓	✓
	Dominican Republic	✓		✓	✓	
	Falkland Islands (Malvinas)	✓	✓			
	French Guiana	✓	✓	✓	✓	
	Grenada	✓		✓	✓	
	Guadeloupe	✓	✓	✓	✓	
	Guyana			✓	✓	
	Haiti	✓		✓	✓	
	Jamaica	✓			✓	
	Martinique	✓	✓	✓	✓	
	Montserrat	✓		✓	✓	
	Puerto Rico	✓	✓	✓	✓	
	Saba				✓	
	Saint Barthélemy	✓			✓	
	Saint Kitts and Nevis				✓	
	Saint Lucia	✓			✓	
	Saint Martin	✓	✓		✓	✓
	Saint Pierre and Miquelon				✓	✓
	Saint Vincent and the Grenadines			✓	✓	
Sint Maarten	✓	✓	✓	✓		
Suriname	✓	✓	✓	✓		
Trinidad and Tobago	✓		✓	✓		
Turks and Caicos Islands	✓		✓	✓		
United States Virgin Islands	✓	✓	✓	✓		

✓ Sequence is not available yet in an international repository

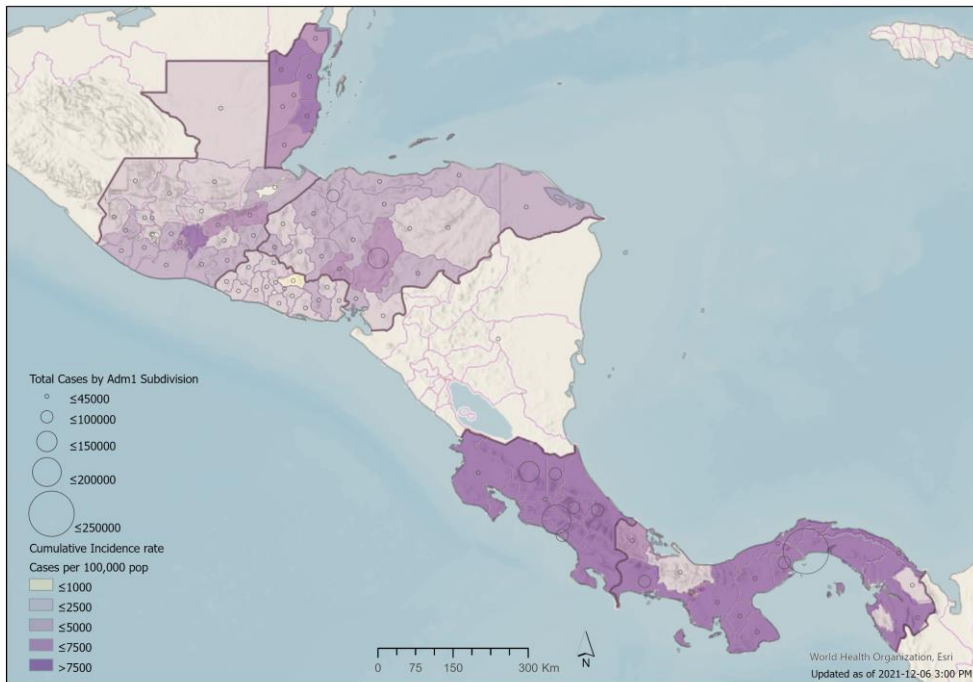
✓ WGS available

Map 1. Reported number of cumulative COVID-19 cases in the Region of the Americas and corresponding incidence rate (per 100,000 population) by country/territory. As of 6 December 2021



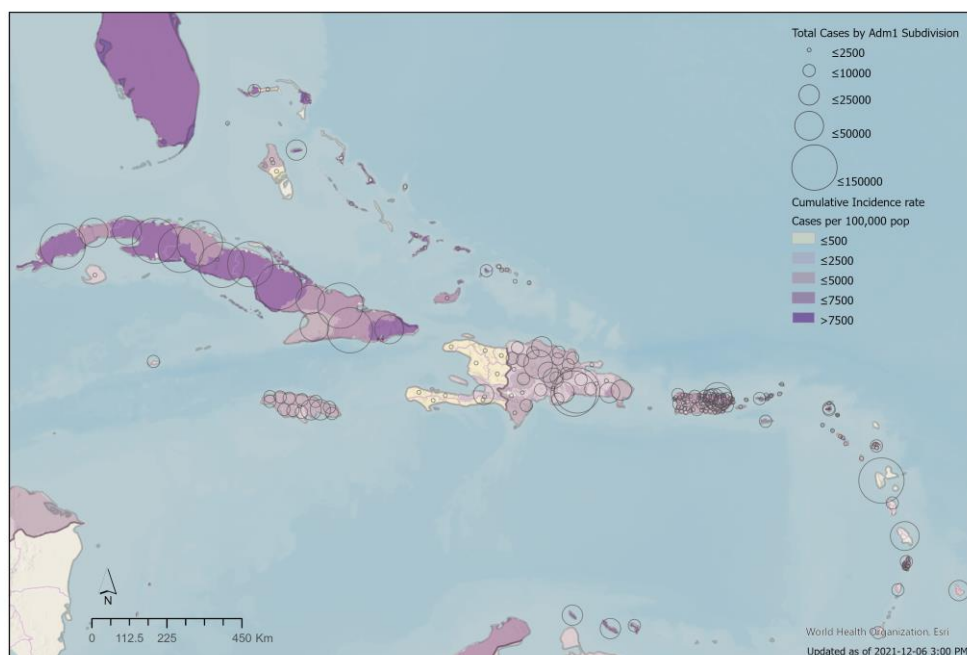
© Pan American Health Organization-World Health Organization 2021. All rights reserved.
 The designations employed and the presentation of the material in these maps do not imply the expression of any opinion whatsoever on the part of the Secretariat of the Pan American Health Organization concerning the legal status of any country, territory, city or area or of its authorities, or concerning the delimitation of its frontiers or boundaries. Dotted and dashed lines on maps represent approximate border lines for which there may not yet be full agreement.

Map 2. Reported number of cumulative COVID-19 cases in the Central American sub-region and corresponding incidence rate (per 100,000 population) by country/territory (sub-national level). As of 6 December 2021



© Pan American Health Organization-World Health Organization 2021. All rights reserved.
The designations employed and the presentation of the material in these maps do not imply the expression of any opinion whatsoever on the part of the Secretariat of the Pan American Health Organization concerning the legal status of any country, territory, city or area or of its authorities, or concerning the delimitation of its frontiers or boundaries. Dotted and dashed lines on maps represent approximate border lines for which there may not yet be full agreement.




















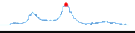


































Map 3. Reported number of cumulative COVID-19 cases in the Caribbean sub-region and corresponding incidence rate (per 100,000 population) by country/territory (sub-national level). As of 6 December 2021





























































© Pan American Health Organization-World Health Organization 2021. All rights reserved.
The designations employed and the presentation of the material in these maps do not imply the expression of any opinion whatsoever on the part of the Secretariat of the Pan American Health Organization concerning the legal status of any country, territory, city or area or of its authorities, or concerning the delimitation of its frontiers or boundaries. Dotted and dashed lines on maps represent approximate border lines for which there may not yet be full agreement.

COVID-19 situation reported by countries and territories in the Americas, as of 6 December 2021

Updated as of 3 PM

Sub-Region	Country/Territory	Cases			Deaths		
		7 Day MA* Trend	Cummulative	7day % change	7 Day MA* Trend	Cummulative	7day % change
North America	Canada		1,802,359	-27%		29,757	-19%
	Mexico		3,901,263	19%		295,203	169%
	United States of America (the)		48,786,421	24%		782,025	68%
	Subtotal		54,490,043			1,106,985	
Central America	Belize		30,680	-22%		588	50%
	Costa Rica		567,383	-23%		7,312	-43%
	El Salvador		119,803	-100%		3,786	-33%
	Guatemala		619,852	-39%		15,986	-27%
	Honduras		378,113	-52%		10,413	-33%
	Nicaragua		13,397	-24%		213	0%
	Panama		479,053	1%		7,374	33%
Subtotal		2,208,281			45,672		
South America	Argentina		5,340,676	28%		116,646	-23%
	Bolivia (the Plurinational State of)		543,390	-1%		19,222	-34%
	Brazil		22,143,091	-2%		615,636	-16%
	Chile		1,774,048	-21%		38,531	-3%
	Colombia		5,081,064	-9%		128,780	0%
	Ecuador		529,349	4%		33,484	129%
	Paraguay		463,372	-38%		16,478	-85%
	Peru		2,243,415	-4%		201,379	12%
	Uruguay		400,925	5%		6,134	-64%
	Venezuela (Bolivarian Republic of)		434,918	-23%		5,193	-7%
Subtotal		38,954,248			1,181,483		
Caribbean and Atlantic Ocean Islands	Anguilla		1,414	21%		3	0%
	Antigua and Barbuda		4,148	17%		117	-100%
	Aruba		16,450	3%		174	-100%
	Bahamas (the)		22,839	-39%		705	0%
	Barbados		26,094	-15%		237	-20%
	Bermuda		5,753	283%		106	0%
	Bonaire		2,998	-10%		22	-100%

	Cayman Islands		7,529	-34%		7	0%
	Cuba		963,194	-35%		8,310	100%
	Curacao		17,485	16%		179	-50%
	Dominica		5,776	-100%		37	-100%
	Dominican Republic (the)		408,748	-56%		4,212	-43%
	Falkland Islands (the)		79	0%		0	0%
	French Guiana		46,205	-28%		329	-50%
	Grenada		5,908	33%		200	0%
	Guadeloupe		55,080	0%		823	0%
	Guyana		38,160	-14%		1,006	73%
	Haiti		25,638	50%		750	-8%
	Jamaica		91,536	-24%		2,410	-41%
	Martinique		45,811	14%		724	133%
	Montserrat		44	0%		1	0%
Caribbean and Atlantic Ocean Islands	Puerto Rico		188,891	71%		3,273	-33%
	Saba		12	-100%		0	0%
	Saint Barthelemy		1,674	-67%		4	0%
	Saint Kitts and Nevis		2,790	-50%		28	0%
	Saint Lucia		13,048	-3%		282	0%
	Saint Martin		4,040	-50%		38	0%
	Saint Pierre and Miquelon		88	-88%		0	0%
	Saint Vincent and the Grenadines		5,623	-12%		76	100%
	Sint Eustatius		31	-100%		0	0%
	Sint Maarten		4,594	36%		75	0%
	Suriname		51,009	-16%		1,171	-64%
	Trinidad and Tobago		75,134	18%		2,262	-1%
	Turks and Caicos		3,107	0%		25	0%
	Virgin Islands (UK)		2,816	438%		38	0%
	Virgin Islands (US)		7,549	-2%		87	0%
		Subtotal		2,151,295			27,711
	Total		97,803,867			2,361,851	

* 7 Day Moving Average

Legend



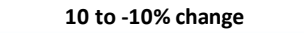


	>50% increase
	10% to 50% increase
	10 to -10% change
	10% to 50% decrease
	>50% decrease

Table notes on the next page

NOTES: Case and death counts may include both confirmed and probable classifications depending on the reporting Member State.

- Antibody tests, including rapid diagnostic tests (RDTs) based on antibody detection, are not recommended for use by PAHO/WHO in clinical diagnosis. Antigen-detecting RDTs may be used following the WHO 11 September 2020 Guidance, available at: <https://bit.ly/2FxFk2fs>
- Data is updated on a weekly basis for Guadeloupe, Martinique, Nicaragua, Saint Barthelemy, Saint Martin, and Saint Pierre and Miquelon.
- As of 11 November 2020, the previously aggregated Bonaire, Saba and Sint Eustatius are now being presented separately in the table.
- *A dispute exists between the Governments of Argentina and the United Kingdom of Great Britain and Northern Ireland concerning sovereignty over the Falkland Islands (the) (Malvinas)

Argentina: On 14 March 2021, due to daylight savings time observed in Eastern Standard Time zone, the Argentina data is no longer published by 3:00PM EST same day and is henceforth included in the following day table. Between 22 February and 14 March 2021, the data had corresponded to the same date.

Bahamas: According to the latest Bahamas Ministry of Health (MoH) publication, there are a total of 36 additional deaths under investigation, available at: <https://bit.ly/3wh84Aq>

Ecuador: According to a 6 September Ecuador Ministry of Public Health press release, only cases confirmed by RT-PCR will be reported; previously, cases who tested positive by either RT-PCR or RDTs were reported, resulting in the exclusion of 8,956 cases. Available at: <https://bit.ly/3h2EWEA>

El Salvador: Cumulative cases and deaths as published by the Government of El Salvador: <https://covid19.gob.sv/>. The government presents a retroactively adjusted epidemiological curve of daily cases on the same dashboard.

Jamaica: According to the latest Jamaica Ministry of Health and Wellness press release, there are a total of 343 additional deaths under investigation, available at: <https://bit.ly/3qAwIJo>

Mexico: On 1 June 2021, the Mexico Ministry of Health reported 4,272 deaths in 24 hours. Of these, 3,924 were reported in 2020 and the remaining were reported in 2021. Available at: <https://bit.ly/3pfdMA8>

Nicaragua: Please note there are discrepancies with the data published by the Citizen's Observatory COVID-19 Nicaragua as of 1 December 2021. Available at: <https://bit.ly/3pw7ZVR>

Peru: Aggregated case total as reported by the Peru MoH; latest disaggregated data available is 672,650 by RT-PCR + 622,144 by antigen tests + 948,621 by other RDTs. Antibody tests, including RDTs based on antibody detection, are not recommended for use by PAHO/WHO in clinical diagnosis. Antigen-detecting RDTs may be used following the WHO 11 September 2020 Guidance, available at: <https://bit.ly/3fJVKTM>. On 31 May 2021, the Government of Peru announced that, after revision, the death toll was 180,764 deaths as of 22 May 2021, available at: <https://bit.ly/3fYGj8V>. The number of cumulative deaths reported prior to the revision, on 30 May, was 69,342, available at: <https://bit.ly/3pkar2U>.

Puerto Rico: Aggregated case total as reported by the Puerto Rico Department of Health (DoH); 154,494 were positive by RT-PCR and 34,397 were positive by antigen tests; previously, cases who tested positive by either RT-PCR or serological RDTs were reported, resulting in the exclusion of 33,965 cases. Available at: <https://bit.ly/3AXY7KU>

United States of America: Case and death counts include both confirmed and probable classifications, as published on the U.S. Centers for Disease Control and Prevention (US CDC) website on 6-December. Excludes American Samoa, Federated States of Micronesia, Guam, Commonwealth of the Northern Marianas, Puerto Rico, Palau, Republic of Marshall Islands and the United States Virgin Islands. Case and death counts may differ from other US CDC data sources because these are provisional counts which are subject to change, including updates to data reported previously, adjustments can occur. Sources: <https://bit.ly/2RSpap5> and <https://bit.ly/2RVI2n6>.

Uruguay: According to the latest Uruguay Ministry of Public Health report, the total notes 05 positive cases reported in the last 24 hours were excluded from the total. Available at: <https://bit.ly/3pzGHzi>.

DATA ADJUSTMENTS: Differences in the total number of cases and/or deaths and respective % increases reflect the following adjustment(s):

ISO3_CODE	Adjusted Date	Cases	Deaths	Source
BHS	2021-12-04	22827	701	https://bit.ly/3IH6yUV
BHS	2021-12-05	22836	705	https://bit.ly/3Ezq4Ks
BMU	2021-12-04	5753	106	
ECU	2021-12-01	527333	33296	https://bit.ly/3dsFCne
ECU	2021-12-02	527688	33315	https://bit.ly/3IFJC8m
ECU	2021-12-03	528101	33365	https://bit.ly/3GjkNY2
ECU	2021-12-04	528590	33447	https://bit.ly/3rVSM4X
ECU	2021-12-05	529174	33484	https://bit.ly/31vsT0t
GUY	2021-12-04	38068	1001	https://bit.ly/3osXXql
GUY	2021-12-05	38118	1004	https://bit.ly/3Gb0xHY
HTI	2021-12-02	25578	747	https://bit.ly/3y1318R
HTI	2021-12-03	25638	750	https://bit.ly/3ot6z0B
USA	2021-12-04	48702305	781423	
USA	2021-12-05	48746493	781850	
VIR	2021-12-05	7539	87	https://bit.ly/3rHlcPF