

## Region of the Americas Update

3 PM WDC. 25 October 2021

### Last 24 hours \*

<b>14,342</b>	Additional cases
<b>509</b>	Additional deaths
<b>0.02%</b>	Relative increase in cases
<b>0.02%</b>	Relative increase in deaths
<b>26</b>	Countries/territories reporting new cases
<b>19</b>	Countries/territories reporting new deaths

### Highest numbers of cases & deaths in the last 24 hrs.

#### Cases (≥ 1,000)

Brazil	<b>6,204</b>
Mexico	<b>1,666</b>
Chile	<b>1,623</b>
Colombia	<b>1,369</b>
Cuba	<b>1,210</b>
Brazil	<b>6,204</b>

#### Deaths (≥ 100)

Brazil	<b>187</b>
--------	------------

## Region of the Americas

**92,928,607** cases

**2,279,963** deaths

**56**  
countries/areas/territories affected.

## Global

**243,547,263** cases

**4,948,014** deaths

**236**  
countries/areas/territories affected.

### COVID-19 – Highlights

1. According to a 25 October 2021 **Bolivia Ministry of Health** press release, an increase of 18% was observed during epidemiological week (EW) 42 compared to the previous week. **This increasing trend was noted in 7 out of 9 departments in the country**, particularly in Santa Cruz where cases have been increasing for the last 7 weeks. Full report available [here](#).

2. Several counties (Caroni, Nariva/Mayaro, St. Andrew/St. David, St. George Central, St. George East, and St. George West) in **Trinidad and Tobago** are experiencing an upward trend and the positivity rate at the national level has been increasing for 2 consecutive weeks. Although additional beds have been added, intensive care units (ICU) in hospitals across the country are near capacity. Full press conference available [here](#).

*Starting the weekend of 26 June 2021, the PAHO COVID-19 daily situation reports will no longer be published on Saturdays and Sundays. The reports will continue to be published during the workweek – Monday through Friday – at the regularly scheduled time, with the exception of any official holidays observed by PAHO in Washington, DC*

### Total cases, deaths & CFR (%) among PAHO countries/territories with ≥ 180,000 cumulative cases.

Country/Territory	Cases	Deaths	CFR (%)
United States of America	45,107,253	730,306	1.6%
Brazil	21,729,763	605,644	2.8%
Argentina	5,280,358	115,826	2.2%
Colombia	4,991,050	127,067	2.5%
Mexico	3,783,327	286,346	7.6%
Peru	2,195,859	200,052	9.1%
Canada	1,695,914	28,729	1.7%
Chile	1,683,451	37,685	2.2%
Cuba	946,960	8,191	0.9%
Guatemala	595,067	14,749	2.5%
Costa Rica	555,970	6,946	1.2%
Ecuador	515,606	32,952	6.4%
Bolivia	509,919	18,901	3.7%
Panama	471,537	7,307	1.5%
Paraguay	460,723	16,231	3.5%
Venezuela	400,511	4,810	1.2%
Uruguay	392,148	6,071	1.5%
Dominican Republic	376,736	4,110	1.1%
Honduras	374,148	10,192	2.7%
Puerto Rico	184,203	3,221	1.7%

\*Numbers may vary due to differences in reporting times.

## Spotlight – SARS-COV-2 Variants of Concern (VOC) in the Americas

Today's spotlight provides an update on the geographical distribution of the four variants of concern of the SARS-CoV-2 virus as reported by countries, territories, and areas (hereafter countries) in the region of the Americas as of 25 October 2021.

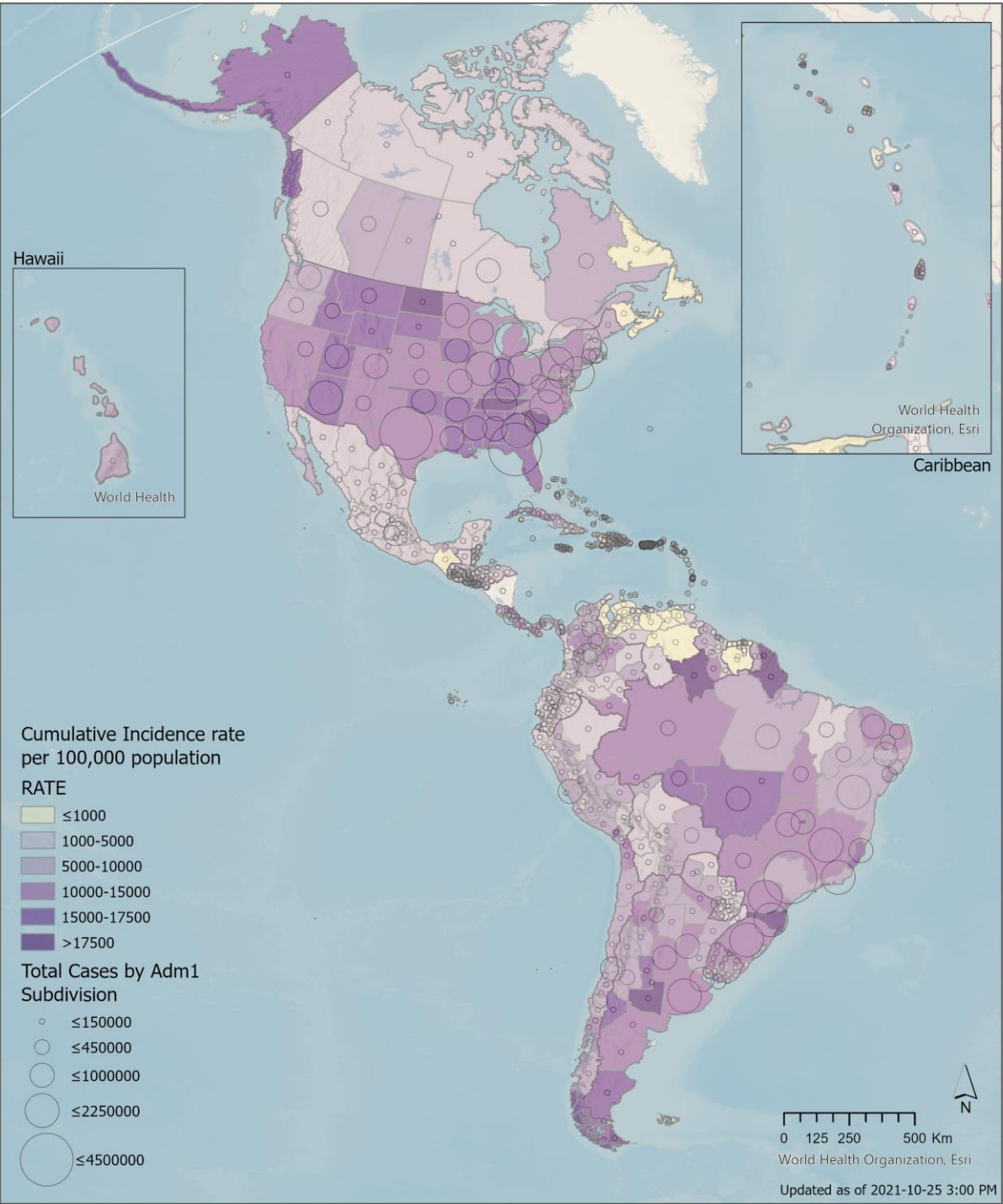
**Table 1: Distribution of SARS-CoV-2 variants of concern by country/territory. Region of the Americas. As of 25 October 2021.**

subregion	Country	Alpha	Beta	Gamma	Delta
North America	Canada	✓	✓	✓	✓
	Mexico	✓	✓	✓	✓
	United States of America	✓	✓	✓	✓
South America	Argentina	✓	✓	✓	✓
	Bolivia (Plurinational State of)	✓		✓	
	Brazil	✓	✓	✓	✓
	Chile	✓	✓	✓	✓
	Colombia	✓		✓	✓
	Ecuador	✓		✓	✓
	Paraguay	✓		✓	✓
	Peru	✓		✓	✓
	Uruguay	✓	✓	✓	✓
	Venezuela (Bolivarian Republic of)	✓		✓	✓
Central America	Belize	✓		✓	✓
	Costa Rica	✓	✓	✓	✓
	El Salvador	✓		✓	✓
	Guatemala	✓	✓	✓	✓
	Honduras	✓		✓	✓
	Panama	✓	✓	✓	✓
Caribbean and Atlantic Ocean Islands	Anguilla	✓			✓
	Antigua and Barbuda	✓	✓	✓	✓
	Aruba	✓	✓	✓	✓
	Bahamas	✓		✓	✓
	Barbados	✓		✓	✓
	Bermuda	✓	✓		✓
	Bonaire	✓		✓	✓
	British Virgin Islands	✓		✓	✓
	Cayman Islands	✓	✓	✓	✓
	Cuba	✓	✓		✓
	Curaçao	✓	✓	✓	✓
	Dominica	✓			✓
	Dominican Republic	✓		✓	✓
	Falkland Islands (Malvinas)	✓	✓		
	French Guiana	✓	✓	✓	✓
	Grenada	✓			✓
	Guadeloupe	✓	✓	✓	✓
	Guyana			✓	✓
	Haiti	✓		✓	✓
	Jamaica	✓			✓
	Martinique	✓	✓	✓	✓
	Montserrat	✓		✓	✓
	Puerto Rico	✓	✓	✓	✓
	Saba				✓
	Saint Barthélemy	✓			✓
	Saint Kitts and Nevis				✓
	Saint Lucia	✓			✓
	Saint Martin	✓	✓		✓
	Saint Pierre and Miquelon				✓
	Saint Vincent and the Grenadines			✓	✓
	Sint Maarten	✓	✓	✓	✓
	Suriname	✓	✓	✓	✓
	Trinidad and Tobago	✓		✓	✓
	Turks and Caicos Islands	✓		✓	✓
	United States Virgin Islands	✓	✓	✓	✓

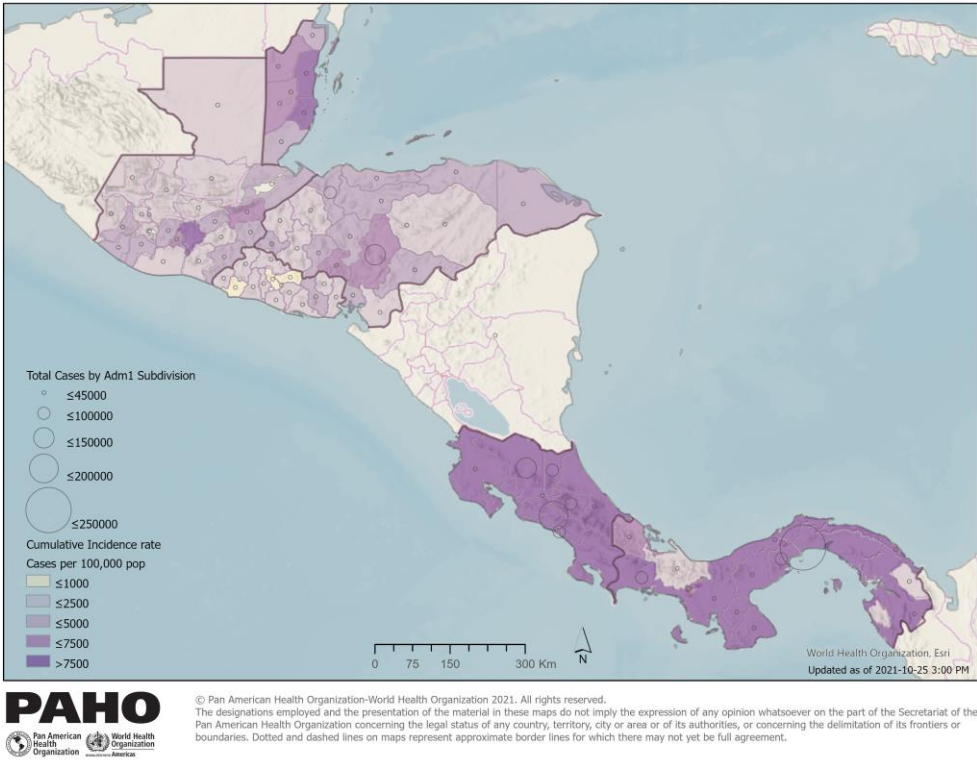
✓ Sequence is not available yet in an international repository

✓ WGS available

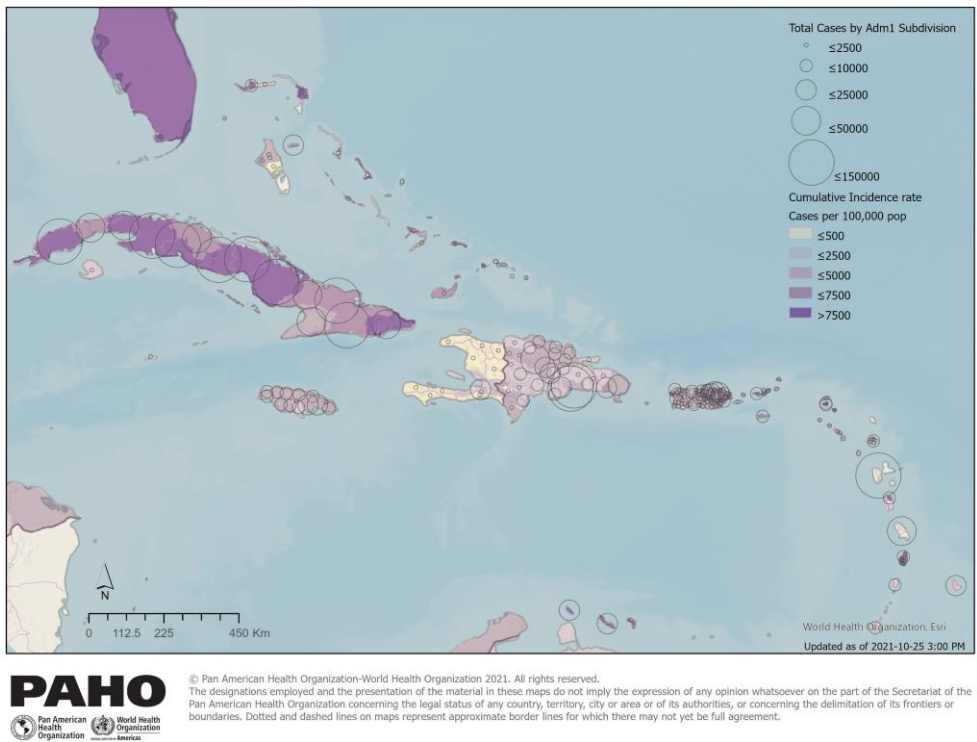
**Map 1. Reported number of cumulative COVID-19 cases in the Region of the Americas and corresponding incidence rate (per 100,000 population) by country/territory. As of 25 October 2021**



**Map 2. Reported number of cumulative COVID-19 cases in the Central American sub-region and corresponding incidence rate (per 100,000 population) by country/territory (sub-national level). As of 25 October 2021**

























































**Map 3. Reported number of cumulative COVID-19 cases in the Caribbean sub-region and corresponding incidence rate (per 100,000 population) by country/territory (sub-national level). As of 25 October 2021**





























































**COVID-19 situation reported by  
countries and territories in the Americas,**  
**as of 25 October 2021**

*Updated as of 3 PM*

Sub-Region	Country/Territory	Cases			Deaths			Transmission Type
		7 Day MA* Trend	Cummulative	7day % change	7 Day MA* Trend	Cummulative	7day % change	
North America	Canada		1,695,914	<b>-37%</b>		28,729	<b>-17%</b>	Community transmission
	Mexico		3,783,327	<b>-22%</b>		286,346	<b>-14%</b>	Community transmission
	United States of America (the)		45,107,253	-10%		730,306	<b>12%</b>	Community transmission
	<b>Subtotal</b>		<b>50,586,494</b>			<b>1,045,381</b>		
Central America	Belize		25,445	-5%		473	<b>-60%</b>	Community transmission
	Costa Rica		555,970	-6%		6,946	<b>12%</b>	Community transmission
	El Salvador		112,290	<b>-17%</b>		3,575	<b>-13%</b>	Community transmission
	Guatemala		595,067	<b>-20%</b>		14,749	<b>13%</b>	Community transmission
	Honduras		374,148	3%		10,192	9%	Community transmission
	Nicaragua		12,549	<b>-12%</b>		207	0%	Community transmission
	Panama		471,537	8%		7,307	<b>-40%</b>	Community transmission
	<b>Subtotal</b>		<b>2,147,006</b>			<b>43,449</b>		
South America	Argentina		5,280,358	<b>24%</b>		115,826	-9%	Community transmission
	Bolivia (the Plurinational State of)		509,919	<b>20%</b>		18,901	<b>86%</b>	Community transmission
	Brazil		21,729,763	<b>24%</b>		605,644	4%	Community transmission
	Chile		1,683,451	<b>31%</b>		37,685	<b>33%</b>	Community transmission
	Colombia		4,991,050	2%		127,067	<b>-17%</b>	Community transmission
	Ecuador		515,606	<b>18%</b>		32,952	<b>-74%</b>	Community transmission
	Paraguay		460,723	<b>-40%</b>		16,231	<b>-86%</b>	Community transmission
	Peru		2,195,859	2%		200,052	<b>22%</b>	Community transmission
	Uruguay		392,148	10%		6,071	<b>-60%</b>	Community transmission
	Venezuela (Bolivarian Republic of)		400,511	<b>-17%</b>		4,810	<b>-11%</b>	Community transmission
	<b>Subtotal</b>		<b>38,159,388</b>			<b>1,165,239</b>		
Caribbean and Atlantic Ocean Islands	Anguilla		793	1%		1	0%	Community transmission
	Antigua and Barbuda		4,031	<b>-33%</b>		99	<b>100%</b>	Community transmission
	Aruba		15,807	<b>-53%</b>		171	0%	Community transmission
	Bahamas (the)		22,259	-10%		642	<b>-11%</b>	Clusters of cases
	Barbados		15,341	<b>16%</b>		130	<b>-56%</b>	Community transmission
	Bermuda		5,612	<b>-32%</b>		96	<b>-83%</b>	Community transmission
	Bonaire		2,349	<b>-32%</b>		19	0%	Community transmission



Caribbean and Atlantic Ocean Islands	Cayman Islands		1,196	<b>157%</b>		2	0%	Community transmission
	Cuba		946,960	<b>-34%</b>		8,191	<b>-40%</b>	Community transmission
	Curacao		17,011	<b>-48%</b>		173	<b>-33%</b>	Community transmission
	Dominica		4,508	<b>430%</b>		30	<b>100%</b>	Community transmission
	Dominican Republic (the)		376,736	1%		4,110	<b>-13%</b>	Community transmission
	Falkland Islands (the)		69	0%		0	0%	Imported/Sporadic cases
	French Guiana		44,225	<b>-13%</b>		302	<b>-38%</b>	Community transmission
	Grenada		5,817	<b>-41%</b>		196	<b>-67%</b>	Community transmission
	Guadeloupe		54,288	<b>-65%</b>		815	<b>-75%</b>	Community transmission
	Guyana		35,067	<b>-19%</b>		895	<b>-17%</b>	Community transmission
	Haiti		23,619	<b>-68%</b>		662	<b>-56%</b>	Community transmission
	Jamaica		88,431	<b>-30%</b>		2,183	<b>-28%</b>	Community transmission
	Martinique		42,903	<b>-22%</b>		673	<b>-67%</b>	Community transmission
	Montserrat		41	0%		1	0%	Imported/Sporadic cases
	Puerto Rico		184,203	<b>-12%</b>		3,221	0%	Community transmission
	Saba		11	0%		0	0%	Imported/Sporadic cases
	Saint Barthelemy		1,659	<b>-100%</b>		4	0%	Clusters of cases
	Saint Kitts and Nevis		2,625	<b>-52%</b>		21	<b>-100%</b>	Community transmission
	Saint Lucia		12,426	<b>-12%</b>		241	<b>-58%</b>	Community transmission
	Saint Martin		3,920	7%		37	0%	Community transmission
	Saint Pierre and Miquelon		32	0%		0	0%	Imported/Sporadic cases
	Saint Vincent and the Grenadines		4,860	<b>-65%</b>		63	<b>-50%</b>	Community transmission
	Sint Eustatius		28	0%		0	<b>-100%</b>	Imported/Sporadic cases
	Sint Maarten		2,278	<b>-3834%</b>		75	<b>33%</b>	Community transmission
	Suriname		48,118	<b>-22%</b>		1,058	<b>-33%</b>	Community transmission
	Trinidad and Tobago		55,681	<b>13%</b>		1,645	-8%	Community transmission
	Turks and Caicos		2,956	<b>15%</b>		23	0%	Clusters of cases
	Virgin Islands (UK)		2,725	0%		37	0%	Community transmission
	Virgin Islands (US)		7,134	<b>-52%</b>		78	<b>-100%</b>	Community transmission
	<b>Subtotal</b>		<b>2,035,719</b>			<b>25,894</b>		
<b>Total</b>			<b>92,928,607</b>			<b>2,279,963</b>		

\* 7 Day Moving Average

Legend

>50% increase
10% to 50% increase
10 to -10% change
10% to 50% decrease
>50% decrease

Table notes on the next page

NOTES: Case and death counts may include both confirmed and probable classifications depending on the reporting Member State.

- Antibody tests, including rapid diagnostic tests (RDTs) based on antibody detection, are not recommended for use by PAHO/WHO in clinical diagnosis. Antigen-detecting RDTs may be used following the WHO 11 September 2020 Guidance, available at: <https://bit.ly/2FxK2fs>
- Data is updated on a weekly basis for Guadeloupe, Martinique, Nicaragua, Saint Barthelemy, Saint Martin, and Saint Pierre and Miquelon.
- As of 11 November 2020, the previously aggregated Bonaire, Saba and Sint Eustatius are now being presented separately in the table.
- \*A dispute exists between the Governments of Argentina and the United Kingdom of Great Britain and Northern Ireland concerning sovereignty over the Falkland Islands (the) (Malvinas)

**Argentina:** On 14 March 2021, due to daylight savings time observed in Eastern Standard Time zone, the Argentina data is no longer published by 3:00PM EST same day and is henceforth included in the following day table. Between 22 February and 14 March 2021, the data had corresponded to the same date.

**Bahamas:** According to the latest Bahamas Ministry of Health (MoH) publication, there are a total of 32 additional deaths under investigation, available at: <https://bit.ly/3wh84Aq>

**Ecuador:** According to a 6 September Ecuador Ministry of Public Health press release, only cases confirmed by RT-PCR will be reported; previously, cases who tested positive by either RT-PCR or RDTs were reported, resulting in the exclusion of 8,956 cases. Available at: <https://bit.ly/3h2EWEA>

**El Salvador:** Cumulative cases and deaths as published by the Government of El Salvador: <https://covid19.gob.sv/>. The government presents a retroactively adjusted epidemiological curve of daily cases on the same dashboard.

**Jamaica:** According to the latest Jamaica Ministry of Health and Wellness press release, there are a total of 314 additional deaths under investigation, available at: <https://bit.ly/3qAwIJo>

**Mexico:** On 1 June 2021, the Mexico Ministry of Health reported 4,272 deaths in 24 hours. Of these, 3,924 were reported in 2020 and the remaining were reported in 2021. Available at: <https://bit.ly/3pfdMA8>

**Nicaragua:** Please note there are discrepancies with the data published by the Citizen's Observatory COVID-19 Nicaragua as of 22 October 2021. Available at: <https://bit.ly/3pw7ZVR>

**Peru:** Aggregated case total as reported by the Peru MoH; latest disaggregated data available is 651,583 by RT-PCR + 595,943 by antigen tests + 946,606 by other RDTs. Antibody tests, including RDTs based on antibody detection, are not recommended for use by PAHO/WHO in clinical diagnosis. Antigen-detecting RDTs may be used following the WHO 11 September 2020 Guidance, available at: <https://bit.ly/3fJVKTM>. On 31 May 2021, the Government of Peru announced that, after revision, the death toll was 180,764 deaths as of 22 May 2021, available at: <https://bit.ly/3fYGj8V>. The number of cumulative deaths reported prior to the revision, on 30 May, was 69,342, available at: <https://bit.ly/3pkar2U>.

**Puerto Rico:** Aggregated case total as reported by the Puerto Rico Department of Health (DoH); 151,432 were positive by RT-PCR and 32,771 were positive by antigen tests; previously, cases who tested positive by either RT-PCR or serological RDTs were reported, resulting in the exclusion of 33,965 cases. Available at: <https://bit.ly/3AXY7KU>

**United States of America:** Case and death counts include both confirmed and probable classifications, as published on the U.S. Centers for Disease Control and Prevention (US CDC) website on 23-October. Excludes American Samoa, Federated States of Micronesia, Guam, Commonwealth of the Northern Marianas, Puerto Rico, Palau, Republic of Marshall Islands and the United States Virgin Islands. Case and death counts may differ from other US CDC data sources because these are provisional counts which are subject to change, including updates to data reported previously, adjustments can occur. Sources: <https://bit.ly/2RSap5> and <https://bit.ly/2RVI2n6>. No update was available on the US CDC website as of 5 PM on 25 October 2021.

**DATA ADJUSTMENTS:** Differences in the total number of cases and/or deaths and respective % increases reflect the following adjustment(s):

**Ecuador:** Cases and deaths were retrospectively adjusted for 21 to 23 October 2021 to align with the Ecuador Ministry of Health indicating 514,656, 515,042 and 515,311 cases and 32,942, 32,945 and 32,948 deaths, respectively. Available at: <https://bit.ly/3E9JDs0>, <https://bit.ly/3nr1BzC> and <https://bit.ly/3bbEK5j>

**Haiti:** Cases and deaths were retrospectively adjusted for 22 October 2021 to align with the Haiti Ministry of Health indicating 23,619 cases including 662 deaths. Available at: <https://bit.ly/3pyazhe>

**Guadeloupe:** Cases and deaths were retrospectively adjusted for 22 October 2021 to align with the Sante publique France indicating 54,288 cases including 815 deaths. Available at: <https://bit.ly/3CgJl1Z>

**Saint Martin:** Cases were retrospectively adjusted for 22 October 2021 to align with the Sante Publique France indicating 3,920 cases. Available at: <https://bit.ly/3CgJl1Z>