

## Region of the Americas Update

Please note that today's COVID-19 data for the region of the Americas is not complete due to technical difficulties. Starting the week of 11 October 2021, the PAHO COVID-19 data updates for Saturdays and Sundays will be published separately. Normal and complete situation reports will continue to be published during the remainder of the workweek – Tuesday-Friday – at the regularly scheduled time, with the exception of any official holidays observed by PAHO in Washington, DC.

### Highest numbers of cases & deaths in the last 24 hrs.

#### Cases (≥ 1,000)

United States	<b>16,894</b>
Brazil	<b>5,738</b>
Mexico	<b>1,993</b>
Cuba	<b>1,844</b>
Venezuela	<b>1,349</b>
Chile	<b>1,315</b>
Colombia	<b>1,299</b>

#### Deaths (≥ 100)

United States	<b>149</b>
Brazil	<b>130</b>

### COVID-19 – Highlights

1. On 18 October 2021, the **Paraguay** Ministry of Health (MoH) press, issued a statement which held that from 18-22 October 2021, the "Comprehensive Workshop to Strengthen Hospitals in Detection, Surveillance and Control of Antimicrobial Resistance" will take place, in order to improve medical care through rapid detection, monitoring and responding to emerging bacterial and fungal threats in the context of COVID-19 with a focus on bacteremia and candidemia. This article is available in Spanish at: <https://bit.ly/3je53fC>

2. In **Peru**, on 18 October 2021, the MoH announced the arrival of new batches of the COVID-19 vaccine in the Apurimac region with the goal of continuing to close immunization gaps amongst the prioritized population. The shipment was dispatched from Lima by the National Center for the Supply of Strategic Health Resources (Cenares), after being received on air flights from Asia and Europe. This article is available in Spanish at: <https://bit.ly/3aQdTMc>

Starting the weekend of 26 June 2021, the PAHO COVID-19 daily situation reports will no longer be published on Saturdays and Sundays. The reports will continue to be published during the workweek – Monday through Friday – at the regularly scheduled time, with the exception of any official holidays observed by PAHO in Washington, DC

## Region of the Americas

**92,247,781** cases

**2,262,794** deaths

**56**

countries/areas/territories affected.

## Global

**240,631,699** cases

**4,899,170** deaths

**236**

countries/areas/territories affected.

### Total cases, deaths & CFR (%) among PAHO countries/territories with ≥ 170,000 cumulative cases.

Country/Territory	Cases	Deaths	CFR (%)
United States of America	44,649,996	719,694	1.6%
Brazil	21,644,464	603,282	2.8%
Argentina	5,272,551	115,666	2.2%
Colombia	4,981,532	126,865	2.5%
Mexico	3,757,056	284,381	7.6%
Peru	2,190,009	199,843	9.1%
Canada	1,676,846	28,468	1.7%
Chile	1,672,065	37,620	2.2%
Cuba	936,809	8,079	0.9%
Guatemala	588,262	14,387	2.4%
Costa Rica	551,144	6,797	1.2%
Ecuador	513,026	32,899	6.4%
Bolivia	506,654	18,834	3.7%
Panama	470,264	7,292	1.6%
Paraguay	460,529	16,228	3.5%
Venezuela	392,762	47,19	1.2%
Uruguay	391,044	6,069	1.6%
Honduras	372,179	10,097	2.7%
Dominican Republic	371,447	4,090	1.1%
Puerto Rico	183,487	3,207	1.7%

\*Numbers may vary due to differences in reporting times.

## Spotlight – SARS-COV-2 Variants of Concern (VOC) in the Americas

Today's spotlight provides an update on the geographical distribution of the four variants of concern of the SARS-CoV-2 virus as reported by countries, territories, and areas (hereafter countries) in the region of the Americas as of 18 October 2021.

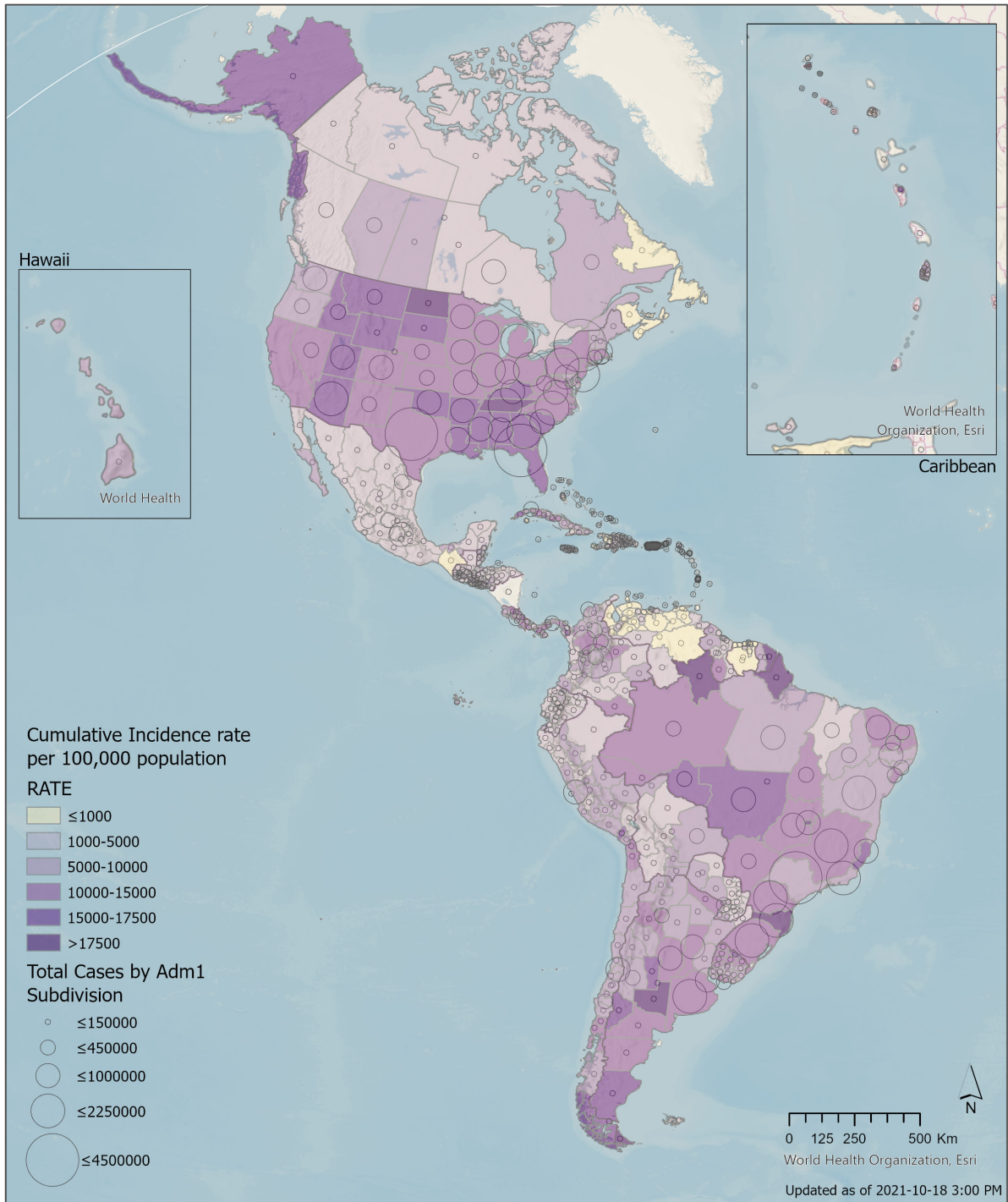
**Table 1: Distribution of SARS-CoV-2 variants of concern by country/territory. Region of the Americas. As of 18 October 2021.**

subregion	Country	Alpha	Beta	Gamma	Delta
North America	Canada	✓	✓	✓	✓
	Mexico	✓	✓	✓	✓
	United States of America	✓	✓	✓	✓
South America	Argentina	✓	✓	✓	✓
	Bolivia (Plurinational State of)	✓		✓	
	Brazil	✓	✓	✓	✓
	Chile	✓	✓	✓	✓
	Colombia	✓		✓	✓
	Ecuador	✓		✓	✓
	Paraguay	✓		✓	✓
	Peru	✓		✓	✓
	Uruguay	✓	✓	✓	✓
	Venezuela (Bolivarian Republic of)	✓		✓	✓
Central America	Belize	✓		✓	✓
	Costa Rica	✓	✓	✓	✓
	El Salvador	✓		✓	✓
	Guatemala	✓	✓	✓	✓
	Honduras	✓		✓	✓
	Panama	✓	✓	✓	✓
Caribbean and Atlantic Ocean Islands	Anguilla	✓			✓
	Antigua and Barbuda	✓	✓	✓	✓
	Aruba	✓	✓	✓	✓
	Bahamas	✓		✓	✓
	Barbados	✓		✓	✓
	Bermuda	✓	✓		✓
	Bonaire	✓		✓	✓
	British Virgin Islands	✓		✓	✓
	Cayman Islands	✓	✓	✓	✓
	Cuba	✓	✓		✓
	Curaçao	✓	✓	✓	✓
	Dominica	✓			✓
	Dominican Republic	✓		✓	✓
	Falkland Islands (Malvinas)	✓	✓		
	French Guiana	✓	✓	✓	✓
	Grenada	✓			✓
	Guadeloupe	✓	✓	✓	✓
	Guyana	✓		✓	✓
	Haiti	✓		✓	✓
	Jamaica	✓			✓
	Martinique	✓	✓	✓	✓
	Montserrat	✓		✓	✓
	Puerto Rico	✓	✓	✓	✓
	Saba				✓
	Saint Barthélemy	✓			✓
	Saint Kitts and Nevis				✓
	Saint Lucia	✓			✓
	Saint Martin	✓	✓		✓
	Saint Pierre and Miquelon				✓
	Saint Vincent and the Grenadines			✓	✓
	Sint Maarten	✓	✓	✓	✓
	Suriname	✓	✓	✓	✓
Trinidad and Tobago	✓		✓	✓	
Turks and Caicos Islands	✓		✓	✓	
United States Virgin Islands	✓	✓		✓	

✓ Sequence is not available yet in an international repository

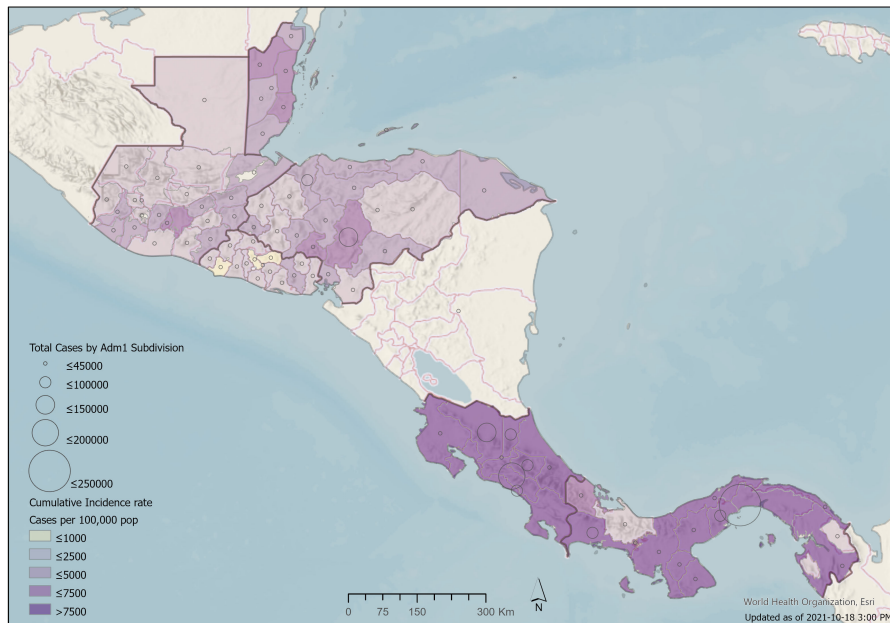
✓ WGS available

**Map 1. Reported number of cumulative COVID-19 cases in the Region of the Americas and corresponding incidence rate (per 100,000 population) by country/territory. As of 18 October 2021**



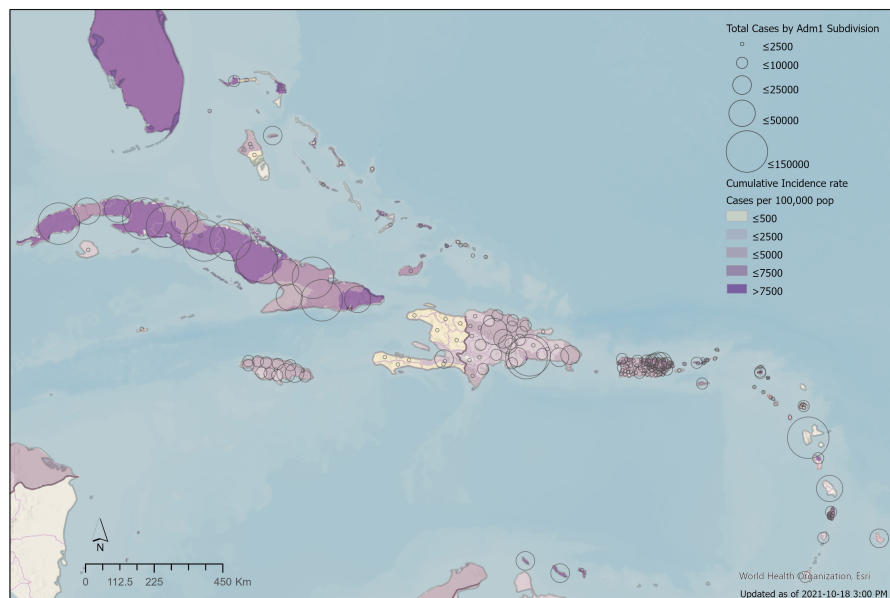
© Pan American Health Organization-World Health Organization 2021. All rights reserved.  
 The designations employed and the presentation of the material in these maps do not imply the expression of any opinion whatsoever on the part of the Secretariat of the Pan American Health Organization concerning the legal status of any country, territory, city or area or of its authorities, or concerning the delimitation of its frontiers or boundaries. Dotted and dashed lines on maps represent approximate border lines for which there may not yet be full agreement.

**Map 2. Reported number of cumulative COVID-19 cases in the Central American sub-region and corresponding incidence rate (per 100,000 population) by country/territory (sub-national level). As of 18 October 2021**



© Pan American Health Organization-World Health Organization 2021. All rights reserved.  
 The designations employed and the presentation of the material in these maps do not imply the expression of any opinion whatsoever on the part of the Secretariat of the Pan American Health Organization concerning the legal status of any country, territory, city or area or of its authorities, or concerning the delimitation of its frontiers or boundaries. Dotted and dashed lines on maps represent approximate border lines for which there may not yet be full agreement.






















































**Map 3. Reported number of cumulative COVID-19 cases in the Caribbean sub-region and corresponding incidence rate (per 100,000 population) by country/territory (sub-national level). As of 18 October 2021**



© Pan American Health Organization-World Health Organization 2021. All rights reserved.  
 The designations employed and the presentation of the material in these maps do not imply the expression of any opinion whatsoever on the part of the Secretariat of the Pan American Health Organization concerning the legal status of any country, territory, city or area or of its authorities, or concerning the delimitation of its frontiers or boundaries. Dotted and dashed lines on maps represent approximate border lines for which there may not yet be full agreement.

## COVID-19 situation reported by countries and territories in the Americas, as of 18 October 2021

Updated as of 3 PM

Sub-Region	Country/Territory	Cases			Deaths			Transmission Type
		7 Day MA* Trend	Cummulative	7day % change	7 Day MA* Trend	Cummulative	7day % change	
North America	Canada		1,676,846	-44%		28,468	2%	Community transmission
	Mexico		3,757,056	-18%		284,381	-30%	Community transmission
	United States of America (the)		44,649,996	-19%		719,694	-4%	Community transmission
	<b>Subtotal</b>		<b>50,083,898</b>			<b>1,032,543</b>		
Central America	Belize		23,990	6%		461	131%	Community transmission
	Costa Rica		551,144	-43%		6,797	-32%	Community transmission
	El Salvador		110,188	-24%		3,490	-1%	Community transmission
	Guatemala		588,262	-35%		14,387	2%	Community transmission
	Honduras		372,179	-36%		10,097	-44%	Community transmission
	Nicaragua		12,169	-8%		206	0%	Community transmission
	Panama		470,264	-12%		7,292	-14%	Community transmission
	<b>Subtotal</b>		<b>2,128,196</b>			<b>42,730</b>		
South America	Argentina		5,272,551	-4%		115,666	-29%	Community transmission
	Bolivia (the Plurinational State of)		506,654	7%		18,834	6%	Community transmission
	Brazil		21,644,464	-36%		603,282	-26%	Community transmission
	Chile		1,672,065	42%		37,620	-31%	Community transmission
	Colombia		4,981,532	-9%		126,865	9%	Community transmission
	Ecuador		513,026	-10%		32,899	103%	Community transmission
	Paraguay		460,529	101%		16,228	340%	Community transmission
	Peru		2,190,009	8%		199,843	-9%	Community transmission
	Uruguay		391,044	18%		6,069	-29%	Community transmission
	Venezuela (Bolivarian Republic of)		392,762	-7%		4,719	-5%	Community transmission
<b>Subtotal</b>		<b>38,024,636</b>			<b>1,162,025</b>			
Caribbean and Atlantic Ocean Islands	Anguilla		668	4%		1	0%	Community transmission
	Antigua and Barbuda		3,918	-32%		95	-75%	Community transmission
	Aruba		15,720	-9400%		170	-100%	Community transmission
	Bahamas (the)		21,978	83%		626	16%	Clusters of cases
	Barbados		12,968	7%		119	67%	Community transmission
	Bermuda		5,567	-60%		95	-57%	Community transmission
	Bonaire		2,296	-33%		19	0%	Community transmission



Caribbean and Atlantic Ocean Islands	Cayman Islands		1,011	-16%		2	0%	Community transmission
	Cuba		936,809	-40%		8,079	-31%	Community transmission
	Curacao		16,934	-17%		171	-25%	Community transmission
	Dominica		4,153	-83%		28	-80%	Community transmission
	Dominican Republic (the)		371,447	10%		4,090	92%	Community transmission
	Falkland Islands (the)		69	-100%		0	0%	Imported/Sporadic cases
	French Guiana		43,561	-29%		297	-38%	Community transmission
	Grenada		5,746	-56%		192	-48%	Community transmission
	Guadeloupe		54,095	0%		809	0%	Community transmission
	Guyana		34,455	-37%		870	-27%	Community transmission
	Haiti		23,241	147%		658	13%	Community transmission
	Jamaica		87,586	-18%		2,117	-11%	Community transmission
	Martinique		42,543	-16%		668	-12%	Community transmission
	Montserrat		41	-100%		1	0%	Imported/Sporadic cases
	Puerto Rico		183,487	-14%		3,207	-50%	Community transmission
	Saba		11	0%		0	0%	Imported/Sporadic cases
	Saint Barthelemy		1,659	-89%		4	0%	Clusters of cases
	Saint Kitts and Nevis		2,556	-62%		21	-67%	Community transmission
	Saint Lucia		12,228	-28%		236	-20%	Community transmission
	Saint Martin		3,888	-83%		37	-100%	Community transmission
	Saint Pierre and Miquelon		32	-100%		0	0%	Imported/Sporadic cases
	Saint Vincent and the Grenadines		4,627	129%		53	300%	Community transmission
	Sint Eustatius		28	0%		0	0%	Imported/Sporadic cases
	Sint Maarten		4,444	-11%		71	50%	Community transmission
	Suriname		46,447	6%		1,022	-10%	Community transmission
	Trinidad and Tobago		54,114	-7%		1,600	7%	Community transmission
	Turks and Caicos		2,925	-10%		23	0%	Clusters of cases
	Virgin Islands (UK)		2,725	-100%		37	0%	Community transmission
Virgin Islands (US)		7,074	14%		78	400%	Community transmission	
<b>Subtotal</b>		<b>2,011,051</b>			<b>25,496</b>			
<b>Total</b>		<b>92,247,781</b>			<b>2,262,794</b>			

\* 7 Day Moving Average

Legend

>50% increase
10% to 50% increase
10 to -10% change
10% to 50% decrease
>50% decrease

Table notes on the next page

## NOTES:

- Case and death counts may include both confirmed and probable classifications depending on the reporting Member State.
- Antibody tests, including rapid diagnostic tests (RDTs) based on antibody detection, are not recommended for use by PAHO/WHO in clinical diagnosis. Antigen-detecting RDTs may be used following the WHO 118 October 2020 Guidance, available at: <https://bit.ly/2Fvk2fs>.
- Data is updated on a weekly basis for Guadeloupe, Martinique, Nicaragua, Saint Barthelemy, Saint Martin, and Saint Pierre and Miquelon.
- As of 11 November 2020, the previously aggregated Bonaire, Saba and Sint Eustatius are now being presented separately in the table.
- \*A dispute exists between the Governments of Argentina and the United Kingdom of Great Britain and Northern Ireland concerning sovereignty over the Falkland Islands (the) (Malvinas)

**Argentina:** On 14 March 2021, due to daylight savings time observed in Eastern Standard Time zone, the Argentina data is no longer published by 3:00PM EST same day and is henceforth included in the following day table. Between 22 February and 14 March 2021, the data had corresponded to the same date.

**Bahamas:** According to the latest Bahamas Ministry of Health (MoH) publication, there are a total of 62 additional deaths under investigation, available at: <https://bit.ly/3wh84Aq>,

**Ecuador:** According to a 6 September Ecuador Ministry of Public Health press release, only cases confirmed by RT-PCR will be reported; previously, cases who tested positive by either RT-PCR or RDTs were reported, resulting in the exclusion of 8,956 cases. Available at: <https://bit.ly/3h2EWEA> ,,,

**El Salvador:** Cumulative cases and deaths as published by the Government of El Salvador: <https://covid19.gob.sv/>. The government presents a retroactively adjusted epidemiological curve of daily cases on the same dashboard.

**Jamaica:** According to the latest Jamaica Ministry of Health and Wellness press release, there are a total of 321 additional deaths under investigation, available at: <https://bit.ly/3gAwlJo>

**Mexico:** On 1 June 2021, the Mexico Ministry of Health reported 4,272 deaths in 24 hours. Of these, 3,924 were reported in 2020 and the remaining were reported in 2021. Available at: <https://bit.ly/3pfdMA8>

**Nicaragua:** Please note there are discrepancies with the data published by the Citizen's Observatory COVID-19 Nicaragua as of 15 October 2021. Available at: <https://bit.ly/3pw7ZVR>

**Peru:** Aggregated case total as reported by the Peru MoH; latest disaggregated data available is 650,060 by RT-PCR + 592,847 by antigen tests + 946,258 by other RDTs. Antibody tests, including RDTs based on antibody detection, are not recommended for use by PAHO/WHO in clinical diagnosis. Antigen-detecting RDTs may be used following the WHO 11 September 2020 Guidance, available at: <https://bit.ly/3fjVKTm>. On 31 May 2021, the Government of Peru announced that, after revision, the death toll was 180,764 deaths as of 22 May 2021, available at: <https://bit.ly/3fYGj8V>. The number of cumulative deaths reported prior to the revision, on 30 May, was 69,342, available at: <https://bit.ly/3pkar2U>.

**Puerto Rico:** Aggregated case total as reported by the Puerto Rico Department of Health (DoH); 151,027 were positive by RT-PCR and 32,460 were positive by antigen tests; previously, cases who tested positive by either RT-PCR or serological RDTs were reported, resulting in the exclusion of 33,965 cases. Available at: <https://bit.ly/3AXY7KU>

**United States of America:** Case and death counts include both confirmed and probable classifications, as published on the U.S. Centers for Disease Control and Prevention (US CDC) website on 18-October. Excludes American Samoa, Federated States of Micronesia, Guam, Commonwealth of the Northern Marianas, Puerto Rico, Palau, Republic of Marshall Islands and the United States Virgin Islands. Case and death counts may differ from other US CDC data sources because these are provisional counts which are subject to change, including updates to data reported previously, adjustments can occur. Sources: <https://bit.ly/2RSpap5> and <https://bit.ly/2RVI2n6>.

**Uruguay:** According to the latest Uruguay Ministry of Public Health report, the total notes 12 positive cases reported in the last 24 hours were excluded from the total. Available at: <https://bit.ly/3ATQvrl>.

**DATA ADJUSTMENTS:** Differences in the total number of cases and/or deaths and respective % increases reflect the following adjustment(s):

**Bahamas:** Cases and deaths were retrospectively adjusted for 8-15 October 2021 to align with the Bahamas Ministry of Health indicating 21,626, 21,691, 21,273, 21,780, 21,815, 21,862 and 21,926 cases, including 594, 600, 605, 608, 608 and 622 deaths. Available at: <https://bit.ly/2Z5iF5W>

**Haiti:** Cases and deaths were retrospectively adjusted for 12-15 October 2021 to align with the Haiti Ministry of Health indicating 22,911, 22,933, 23,042, and 23,160 cases including 654, 657, 657 and 658 deaths, respectively. Available at: <https://bit.ly/2Z0rHBw>