

## Region of the Americas Update

3 PM WDC. 4 October 2021

### COVID-19 – Highlights

1. On 4 October 2021, the **Peru** Ministry of Health (MoH) press released an article regarding the recent use of epidemiological interventions being implemented in light of the new cases of the Delta Plus Variant. This article is available in Spanish at: <https://bit.ly/3ixkajQ>
2. In **Bolivia**, on 4 October 2021, the MoH reported a 30% increase in cases during epidemiological week 39. This is the first recorded increase after 15 weeks of continued decline in cases. However, this increase is only associated with an addition 549 cases. This article is available in Spanish at: <https://bit.ly/3ixpEeD>
3. On 4 October 2021, the **Chile** MoH reported 673 new COVID-19 cases in the last 24 hours, a positivity rate of 1.27% at the national level. Of these registered cases 8% were diagnosed by antigen test, 27% were discovered via Active Case Search, and 33% were asymptomatic. This full report is available in Spanish at: <https://bit.ly/2ZWzC2N>
4. On 4 October 2021 a new shipment with 1,144,000 doses of the COVID-19 vaccine arrived at Ezeiza International Airport in **Argentina**. With the arrival, since the beginning of the campaign, the country has received 72,005,425 vaccines. This full report is available in Spanish at: <https://bit.ly/2YfX6iC>

Please note that today's COVID-19 data for the region of the Americas is not complete due to technical difficulties. COVID-19 data for the following countries and territories have not been updated since 2 October 2021 because the social media platform that hosts their daily data – Facebook – has been offline as of 4 October 2021: Anguilla, Antigua and Barbuda, Dominica, French Guiana, Grenada, Montserrat, Saint Vincent and the Grenadines, and the Virgin Islands (UK). More information regarding the outage can be found at: <https://bbc.in/3FkzpXd>

### Region of the Americas

90,479,144 cases

2,223,640 deaths

56

countries/areas/territories affected.

### Global

234,908,308 cases

4,802,689 deaths

236

countries/areas/territories affected.

**Total cases, deaths & CFR (%) among PAHO countries/territories with ≥ 180,000 cumulative cases.**

Country/Territory	Cases	Deaths	CFR (%)
United States of America	43,401,318	696,732	1.6%
Brazil	21,468,121	597,948	2.8%
Argentina	5,259,738	115,245	2.2%
Colombia	4,962,054	126,401	2.5%
Mexico	3,681,960	278,803	7.6%
Peru	2,178,939	199,485	9.2%
Chile	1,657,256	37,500	2.3%
Canada	1,629,142	27,921	1.7%
Cuba	895,719	7,618	0.9%
Guatemala	566,250	13,730	2.4%
Costa Rica	537,035	6,468	1.2%
Ecuador	510,619	32,791	6.4%
Bolivia	501,362	18,764	3.7%
Panama	467,740	7,238	1.5%
Paraguay	460,041	16,201	3.5%
Uruguay	389,185	6,057	1.6%
Venezuela	373,332	4,510	1.2%
Honduras	367,275	9,855	2.7%
Dominican Republic	361,402	4,055	1.1%
Puerto Rico	181,736	3,165	1.7%

\*Numbers may vary due to differences in reporting times.

## Spotlight – SARS-COV-2 Variants of Concern (VOC) in the Americas

Today's spotlight provides an update on the geographical distribution of the four variants of concern of the SARS-CoV-2 virus as reported by countries, territories, and areas (hereafter countries) in the region of the Americas as of 4 October 2021.

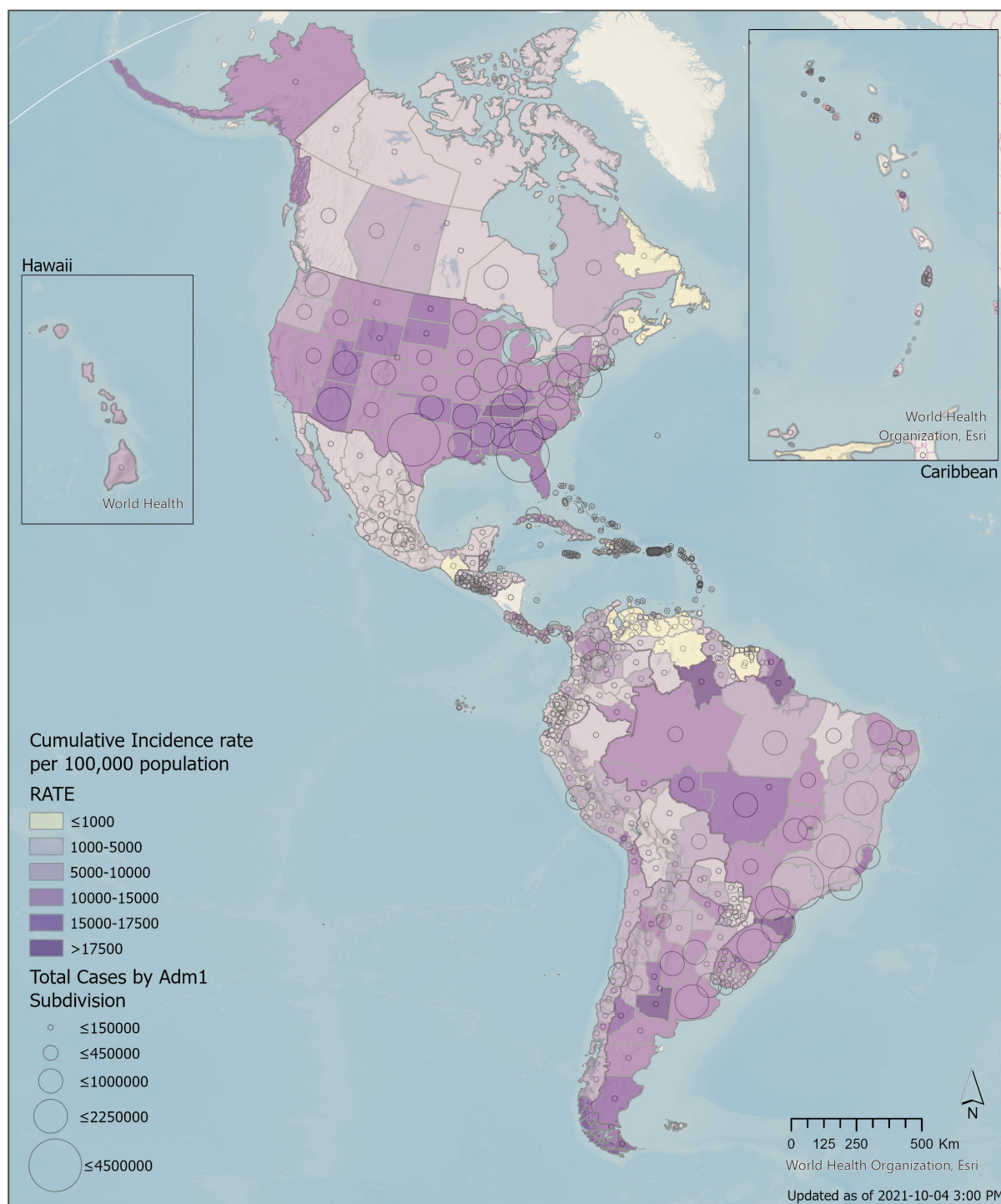
**Table 1: Distribution of SARS-CoV-2 variants of concern by country/territory. Region of the Americas. As of 4 October 2021.**

subregion	Country	Alpha	Beta	Gamma	Delta
North America	Canada	✓	✓	✓	✓
	Mexico	✓	✓	✓	✓
	United States of America	✓	✓	✓	✓
South America	Argentina	✓	✓	✓	✓
	Bolivia (Plurinational State of)	✓		✓	
	Brazil	✓	✓	✓	✓
	Chile	✓	✓	✓	✓
	Colombia	✓		✓	✓
	Ecuador	✓		✓	✓
	Paraguay	✓		✓	✓
	Peru	✓		✓	✓
	Uruguay	✓	✓	✓	✓
	Venezuela (Bolivarian Republic of)	✓		✓	✓
Central America	Belize	✓		✓	✓
	Costa Rica	✓	✓	✓	✓
	El Salvador	✓		✓	✓
	Guatemala	✓	✓	✓	✓
	Honduras	✓		✓	✓
	Panama	✓	✓	✓	✓
Caribbean and Atlantic Ocean Islands	Anguilla	✓			✓
	Antigua and Barbuda	✓	✓	✓	✓
	Aruba	✓	✓	✓	✓
	Bahamas	✓		✓	✓
	Barbados	✓		✓	✓
	Bermuda	✓	✓		✓
	Bonaire	✓		✓	✓
	British Virgin Islands	✓		✓	✓
	Cayman Islands	✓	✓	✓	✓
	Cuba	✓	✓		✓
	Curaçao	✓	✓	✓	✓
	Dominica	✓			✓
	Dominican Republic	✓		✓	✓
	Falkland Islands (Malvinas)	✓	✓		
	French Guiana	✓	✓	✓	✓
	Grenada	✓			✓
	Guadeloupe	✓	✓	✓	✓
	Guyana			✓	✓
	Haiti	✓		✓	✓
	Jamaica	✓			✓
	Martinique	✓	✓	✓	✓
	Montserrat	✓		✓	✓
	Puerto Rico	✓	✓	✓	✓
	Saba				✓
	Saint Barthélemy	✓			✓
	Saint Kitts and Nevis				✓
	Saint Lucia	✓			✓
	Saint Martin	✓	✓		✓
	Saint Pierre and Miquelon				✓
	Saint Vincent and the Grenadines			✓	✓
	Sint Maarten	✓	✓	✓	✓
	Suriname	✓	✓	✓	✓
	Trinidad and Tobago	✓		✓	✓
	Turks and Caicos Islands	✓		✓	✓
	United States Virgin Islands	✓	✓		✓

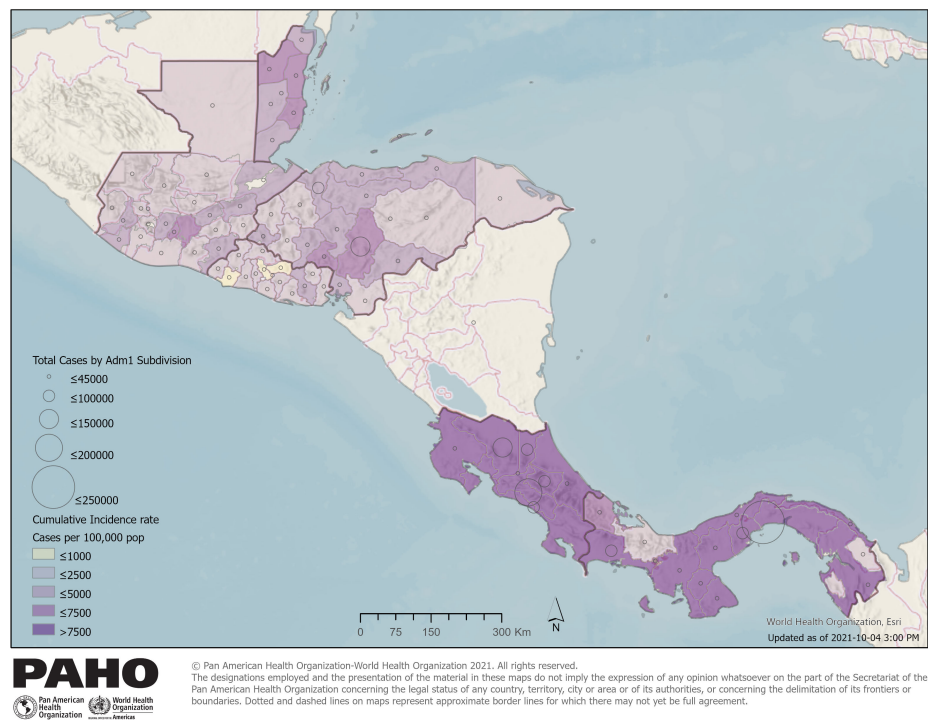
✓ Sequence is not available yet in an international repository

✓ WGS available

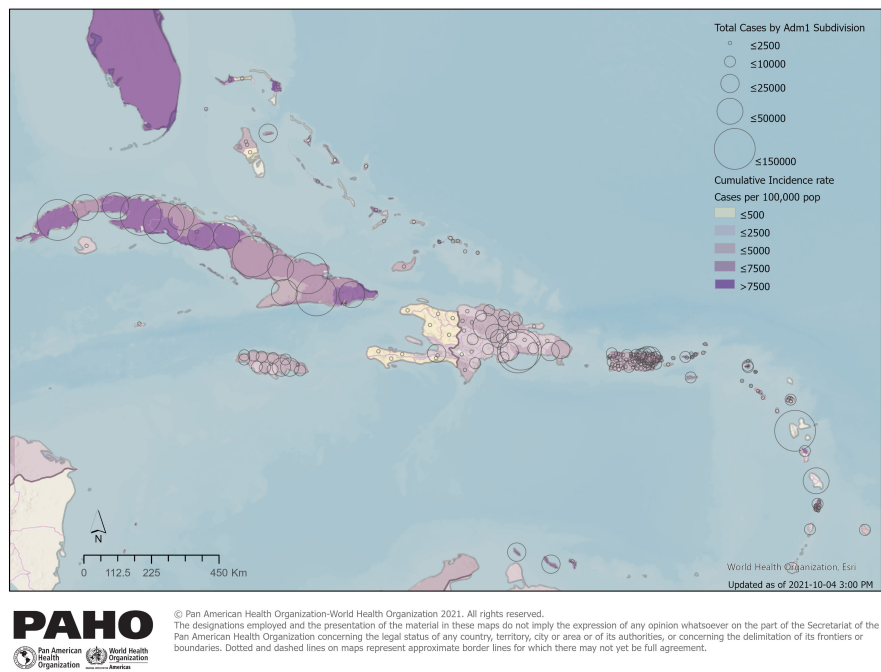
**Map 1. Reported number of cumulative COVID-19 cases in the Region of the Americas and corresponding incidence rate (per 100,000 population) by country/territory. As of 4 October 2021**



**Map 2. Reported number of cumulative COVID-19 cases in the Central American sub-region and corresponding incidence rate (per 100,000 population) by country/territory (sub-national level). As of 4 October 2021**

























































**Map 3. Reported number of cumulative COVID-19 cases in the Caribbean sub-region and corresponding incidence rate (per 100,000 population) by country/territory (sub-national level). As of 4 October 2021**

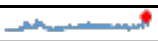



























































COVID-19 situation reported by  
countries and territories in the Americas,  
as of 4 October 2021

Updated as of 3 PM

Sub-Region	Country/Territory	Cases			Deaths			Transmission Type
		7 Day MA* Trend	Cummulative	7day % change	7 Day MA* Trend	Cummulative	7day % change	
North America	Canada		1,629,142	-46%		27,921	-5%	Community transmission
	Mexico		3,681,960	-22%		278,803	-15%	Community transmission
	United States of America (the)		43,401,318	-32%		696,732	-20%	Community transmission
	<b>Subtotal</b>		<b>48,712,420</b>			<b>1,003,456</b>		
Central America	Belize		21,003	31%		418	23%	Community transmission
	Costa Rica		537,035	-22%		6,468	-3%	Community transmission
	El Salvador		104,348	-100%		3,293	16%	Community transmission
	Guatemala		566,250	-22%		13,730	1%	Community transmission
	Honduras		367,275	-21%		9,855	-6%	Community transmission
	Nicaragua		11,273	1%		204	0%	Community transmission
	Panama		467,740	-17%		7,238	-17%	Community transmission
	<b>Subtotal</b>		<b>2,074,924</b>			<b>41,206</b>		
South America	Argentina		5,259,738	-16%		115,245	-12%	Community transmission
	Bolivia (the Plurinational State of)		501,362	37%		18,764	56%	Community transmission
	Brazil		21,468,121	4%		597,948	-5%	Community transmission
	Chile		1,657,256	6%		37,500	-29%	Community transmission
	Colombia		4,962,054	-2%		126,401	2%	Community transmission
	Ecuador		510,619	19%		32,791	-49%	Community transmission
	Paraguay		460,041	20%		16,201	-80%	Community transmission
	Peru		2,178,939	-2%		199,485	-33%	Community transmission
	Uruguay		389,185	-22%		6,057	25%	Community transmission
	Venezuela (Bolivarian Republic of)		373,332	22%		4,510	-12%	Community transmission
	<b>Subtotal</b>		<b>37,760,647</b>			<b>1,154,902</b>		
Caribbean and Atlantic Ocean Islands	Anguilla		425	85%		1	-100%	Clusters of cases
	Antigua and Barbuda		3,336	29%		81	89%	Clusters of cases
	Aruba		15,536	-28%		167	-71%	Community transmission
	Bahamas (the)		21,312	-21%		557	162%	Clusters of cases
	Barbados		9,010	37%		79	33%	Community transmission
	Bermuda		5,336	-30%		75	130%	Clusters of cases
	Bonaire		2,102	159%		19	-100%	Community transmission



Caribbean and Atlantic Ocean Islands	Cayman Islands		853	<b>176%</b>		2	0%	Imported/Sporadic cases
	Cuba		895,719	<b>-31%</b>		7,618	<b>-20%</b>	Community transmission
	Curacao		16,609	<b>-26%</b>		164	<b>100%</b>	Community transmission
	Dominica		3,555	<b>-32%</b>		21	<b>20%</b>	Community transmission
	Dominican Republic (the)		361,402	<b>31%</b>		4,055	<b>17%</b>	Community transmission
	Falkland Islands (the)		67	0%		0	0%	Imported/Sporadic cases
	French Guiana		41,325	<b>42%</b>		268	9%	Community transmission
	Grenada		5,195	<b>-68%</b>		141	<b>-68%</b>	Community transmission
	Guadeloupe		53,544	<b>-32%</b>		785	<b>-10%</b>	Community transmission
	Guyana		32,483	<b>-16%</b>		799	0%	Community transmission
	Haiti		22,125	<b>-35%</b>		622	<b>175%</b>	Community transmission
	Jamaica		84,914	<b>-28%</b>		1,922	<b>72%</b>	Community transmission
	Martinique		41,357	<b>-43%</b>		632	<b>-81%</b>	Community transmission
	Montserrat		34	0%		1	0%	Imported/Sporadic cases
	Puerto Rico		181,736	<b>-33%</b>		3,165	<b>-44%</b>	Community transmission
	Saba		11	0%		0	0%	Imported/Sporadic cases
	Saint Barthelemy		1,649	<b>50%</b>		4	0%	Clusters of cases
	Saint Kitts and Nevis		2,037	<b>-14%</b>		13	0%	Community transmission
	Saint Lucia		11,693	<b>-26%</b>		209	<b>-36%</b>	Community transmission
	Saint Martin		3,819	<b>-56%</b>		36	0%	Community transmission
	Saint Pierre and Miquelon		31	0%		0	0%	No cases
	Saint Vincent and the Grenadines		3,676	<b>-33%</b>		28	<b>267%</b>	Community transmission
	Sint Eustatius		28	<b>200%</b>		1	<b>-100%</b>	Imported/Sporadic cases
	Sint Maarten		4,321	<b>-11%</b>		66	<b>-25%</b>	Community transmission
	Suriname		42,285	<b>-28%</b>		908	6%	Community transmission
	Trinidad and Tobago		51,243	<b>-9%</b>		1,505	<b>17%</b>	Community transmission
	Turks and Caicos		2,868	<b>17%</b>		23	<b>-100%</b>	Clusters of cases
	Virgin Islands (UK)		2,676	<b>-100%</b>		37	0%	Community transmission
	Virgin Islands (US)		6,841	<b>21%</b>		72	<b>50%</b>	Community transmission
	<b>Subtotal</b>		<b>1,931,153</b>			<b>24,076</b>		
<b>Total</b>			<b>90,479,144</b>			<b>2,223,640</b>		

\* 7 Day Moving Average

Legend

>50% increase
10% to 50% increase
10 to -10% change
10% to 50% decrease
>50% decrease

Table notes on the next page

**NOTES:** Case and death counts may include both confirmed and probable classifications depending on the reporting Member State.

-Antibody tests, including rapid diagnostic tests (RDTs) based on antibody detection, are not recommended for use by PAHO/WHO in clinical diagnosis. Antigen-detecting RDTs may be used following the WHO 14 October 2020 Guidance, available at: <https://bit.ly/2FxK2fs>.

-Data is updated on a weekly basis for Guadeloupe, Martinique, Nicaragua, Saint Barthelemy, Saint Martin, and Saint Pierre and Miquelon.

-As of 11 November 2020, the previously aggregated Bonaire, Saba and Sint Eustatius are now being presented separately in the table.

-\*A dispute exists between the Governments of Argentina and the United Kingdom of Great Britain and Northern Ireland concerning sovereignty over the Falkland Islands (the) (Malvinas)

**Argentina:** On 14 March 2021, due to daylight savings time observed in Eastern Standard Time zone, the Argentina data is no longer published by 3:00PM EST same day and is henceforth included in the following day table. Between 22 February and 14 March 2021, the data had corresponded to the same date.

**Bahamas:** According to the latest Bahamas Ministry of Health (MoH) publication, there are a total of 41 additional deaths under investigation, available at: <https://bit.ly/3wh84Aq>,

Ecuador: According to a 6 September Ecuador Ministry of Public Health press release, only cases confirmed by RT-PCR will be reported; previously, cases who tested positive by either RT-PCR or RDTs were reported, resulting in the exclusion of 8,956 cases. Available at: <https://bit.ly/3h2EWEA> ,,,

**El Salvador:** Cumulative cases and deaths as published by the Government of El Salvador: <https://covid19.gob.sv/>. The government presents a retroactively adjusted epidemiological curve of daily cases on the same dashboard.

**Jamaica:** According to the latest Jamaica Ministry of Health and Wellness press release, there are a total of 311 additional deaths under investigation, available at: <https://bit.ly/3qAwlJo>

**Mexico:** On 1 June 2021, the Mexico Ministry of Health reported 4,272 deaths in 24 hours. Of these, 3,924 were reported in 2020 and the remaining were reported in 2021. Available at: <https://bit.ly/3pfdMA8>

**Nicaragua:** Please note there are discrepancies with the data published by the Citizen's Observatory COVID-19 Nicaragua as of 22 September 2021. Available at: <https://bit.ly/3pw7ZVR>

**Peru:** Aggregated case total as reported by the Peru MoH; latest disaggregated data available is 646,719 by RT-PCR + 585,568 by antigen tests + 945,652 by other RDTs. Antibody tests, including RDTs based on antibody detection, are not recommended for use by PAHO/WHO in clinical diagnosis. Antigen-detecting RDTs may be used following the WHO 11 September 2020 Guidance, available at: <https://bit.ly/3fJVKTM>. On 31 May 2021, the Government of Peru announced that, after revision, the death toll was 180,764 deaths as of 22 May 2021, available at: <https://bit.ly/3fYGj8V>. The number of cumulative deaths reported prior to the revision, on 30 May, was 69,342, available at: <https://bit.ly/3pkar2U>.

**Puerto Rico:** Aggregated case total as reported by the Puerto Rico Department of Health (DoH); 149,940 were positive by RT-PCR and 31,796 were positive by antigen tests; previously, cases who tested positive by either RT-PCR or serological RDTs were reported, resulting in the exclusion of 33,965 cases. Available at: <https://bit.ly/3AXY7KU>

**United States of America:** Case and death counts include both confirmed and probable classifications, as published on the U.S. Centers for Disease Control and Prevention (US CDC) website on 4-October. Excludes American Samoa, Federated States of Micronesia, Guam, Commonwealth of the Northern Marianas, Puerto Rico, Palau, Republic of Marshall Islands and the United States Virgin Islands. Case and death counts may differ from other US CDC data sources because these are provisional counts which are subject to change, including

updates to data reported previously, adjustments can occur.

Sources: <https://bit.ly/2RSpap5> and <https://bit.ly/2RVl2n6>.

**Uruguay:** According to the latest Uruguay Ministry of Public Health report, the total notes 10 positive cases reported in the last 24 hours were excluded from the total. Available at: <https://bit.ly/3a6pM02>.

**DATA ADJUSTMENTS:** Differences in the total number of cases and/or deaths and respective % increases reflect the following adjustment(s):

**Bahamas:** Cases and deaths were retrospectively adjusted for 1-3 October 2021 to align with the Bahamas Ministry of Health indicating 21,198, 21,265, and 21,312 cases including 537, 555 and 557 deaths, respectively. Available

at: <https://bit.ly/2YnN3s4>, <https://bit.ly/3a40f7F> and <https://bit.ly/3FgyhUD>

**Ecuador:** Cases and deaths were retrospectively adjusted for 30 September and 1-2 October to align with the Ecuador Ministry of Health indicating 509,613, 510,177 and 510,619 cases including 32,767, 32,784 and 32,791 deaths, respectively. Available at: <https://bit.ly/3a6xSWo>, <https://bit.ly/3uEDeSg> and <https://bit.ly/2YlZyUQ>

**Guadeloupe:** Cases and Deaths were retrospectively adjusted for 1 October 2021 to align with the Sante Publique France regional bulletin indicating 53,544 cases including 785 deaths. Available at: <https://tinyurl.com/sk9b9j4>

**Saint Barthelemy:** Cases and deaths were retrospectively adjusted for 1 October 2021 to align with the French Sante Public regional bulletin indicating 1,649 cases, including 4 deaths. Available at: <https://tinyurl.com/sk9b9j4>

**Saint Martin:** Cases and deaths were retrospectively adjusted for 1 October 2021 to align with the French Sante Public regional bulletin indicating 3,819 cases, including 36 deaths. Available at: <https://tinyurl.com/sk9b9j4>