

Region of the Americas Update

Last 24 hours *

139,175	Additional cases
1,702	Additional deaths
0.16%	Relative increase in cases
0.08%	Relative increase in deaths
56	Countries/territories reporting new cases
40	Countries/territories reporting new deaths

Highest numbers of cases & deaths in the last 24 hrs.

Cases (≥ 1,000)

United States	98,379
Brazil	9,154
Cuba	7,771
Mexico	5,127
Guatemala	4,032
Argentina	3,893
Honduras	2,327
Costa Rica	1,435
Venezuela	1,127
Colombia	1,124

Deaths (≥ 100)

United States	561
Canada	330
Brazil	182
Argentina	162

COVID-19 – Highlights

- The Jamaica Prime Minister announced that [the Jamaica Ministry of Health and Wellness to get private- sector help with the vaccination strategy](#). The increasing number of vaccinations among the population remains an “urgent, critical and immediate priority”. The prime minister stated the strategy will necessitate outsourcing and contracting the services of private groups, including members of the private medical profession.
- The [Government of Argentina announced that 1,621,100 doses of AstraZeneca will reach the 24 jurisdictions of the country](#). As of 3 September, a total of 43,696,315 vaccines have been administered. 28,183,966 people have received the first dose and 15,512,349 have the complete scheme. 61.3% of the entire population has a vaccine dose while 84.9 percent of the population from the age of 18 and older have at least one dose of their vaccination scheme.

Starting the weekend of 26 June 2021, the PAHO COVID-19 daily situation reports will no longer be published on Saturdays and Sundays. The reports will continue to be published during the workweek – Monday through Friday – at the regularly scheduled time, with the exception of any official holidays observed by PAHO in Washington, DC

Region of the Americas

85,398,261 cases

2,127,415 deaths

56

countries/areas/territories affected.

Global

221,278,127 cases

4,575,955 deaths

236

countries/areas/territories affected.

Total cases, deaths & CFR (%) among PAHO countries/territories with ≥ 170,000 cumulative cases.

Country/Territory	Cases	Deaths	CFR (%)
United States of America	39,893,580	644,318	1.6%
Brazil	20,899,933	583,810	2.8%
Argentina	5,207,695	112,673	2.2%
Colombia	4,919,773	125,331	2.5%
Mexico	3,433,511	263,470	7.7%
Peru	2,155,508	198,523	9.2%
Chile	1,641,791	37,115	2.3%
Canada	1,511,212	27,006	1.8%
Cuba	704,675	5,881	0.8%
Ecuador	503,883	32,353	6.4%
Bolivia	493,115	18,514	3.8%
Guatemala	492,570	12,388	2.5%
Costa Rica	478,144	5,642	1.2%
Panama	460,073	7,095	1.5%
Paraguay	458,922	16,003	3.5%
Uruguay	385,780	6,034	1.6%
Dominican Republic	352,009	4,013	1.1%
Honduras	346,134	9,081	2.6%
Venezuela	341,314	4,115	1.2%
Puerto Rico	174,448	2,928	1.7%

*Numbers may vary due to differences in reporting times.

Spotlight – SARS-COV-2 Variants of Concern (VOC) in the Americas

Today's spotlight provides an update on the geographical distribution of the four variants of concern of the SARS-CoV-2 virus as reported by countries, territories, and areas (hereafter countries) in the region of the Americas as of 6 September 2021.

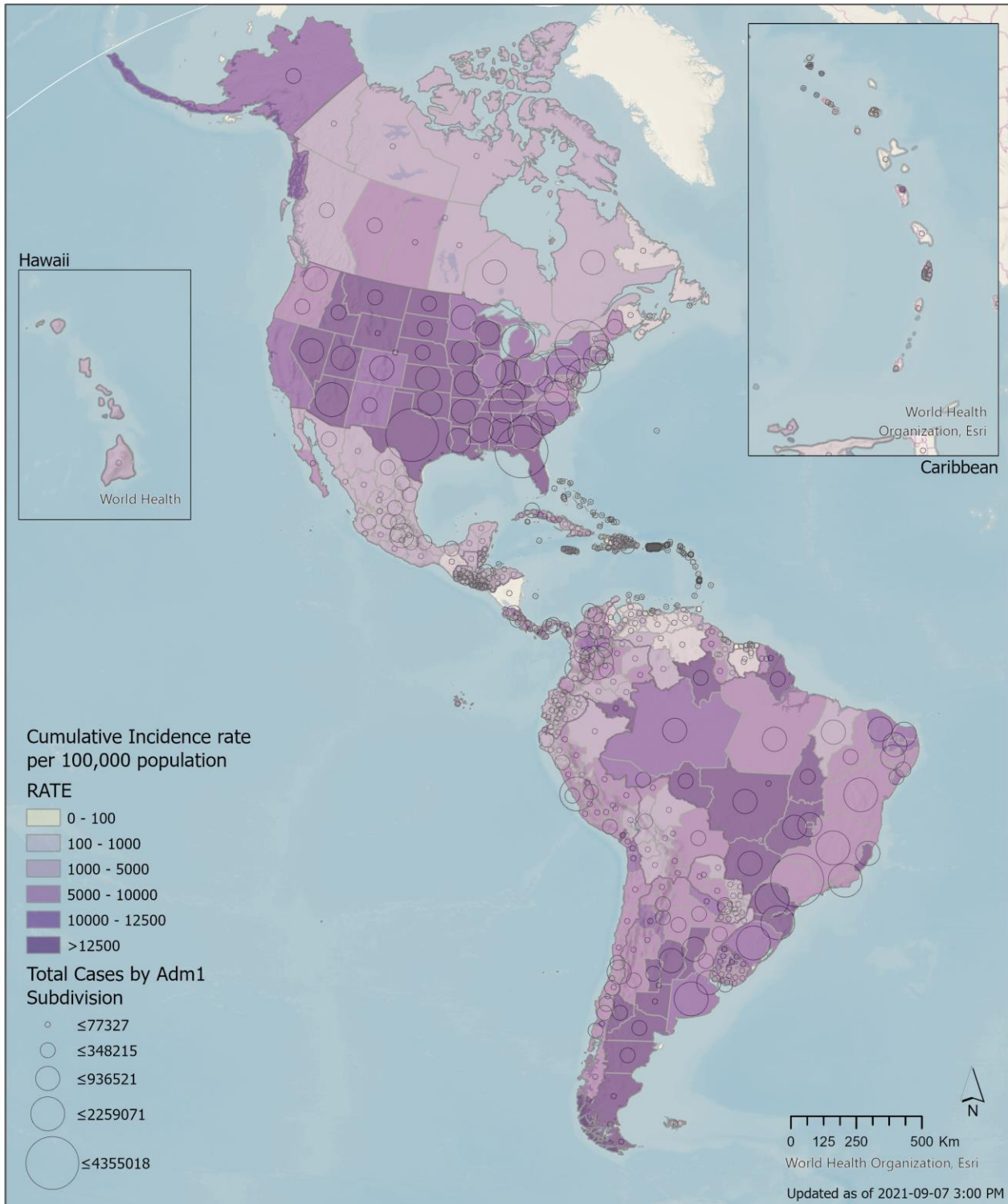
Table 1: Distribution of SARS-CoV-2 variants of concern by country/territory. Region of the Americas. As of 6 September 2021.

subregion	Country	Alpha	Beta	Gamma	Delta
North America	Canada	✓	✓	✓	✓
	Mexico	✓	✓	✓	✓
	United States of America	✓	✓	✓	✓
South America	Argentina	✓	✓	✓	✓
	Bolivia (Plurinational State of)	✓		✓	
	Brazil	✓	✓	✓	✓
	Chile	✓	✓	✓	✓
	Colombia	✓		✓	✓
	Ecuador	✓		✓	✓
	Paraguay	✓		✓	✓
	Peru	✓		✓	✓
	Uruguay	✓	✓	✓	✓
	Venezuela (Bolivarian Republic of)	✓		✓	✓
Central America	Belize	✓		✓	✓
	Costa Rica	✓	✓	✓	✓
	El Salvador	✓		✓	✓
	Guatemala	✓	✓	✓	✓
	Honduras	✓		✓	✓
	Panama	✓	✓	✓	✓
Caribbean and Atlantic Ocean Islands	Anguilla	✓			✓
	Antigua and Barbuda	✓	✓	✓	✓
	Aruba	✓	✓	✓	✓
	Bahamas	✓			
	Barbados	✓		✓	✓
	Bermuda	✓	✓		✓
	Bonaire	✓		✓	✓
	British Virgin Islands	✓		✓	✓
	Cayman Islands	✓	✓	✓	✓
	Cuba	✓	✓		✓
	Curaçao	✓	✓	✓	✓
	Dominica	✓			✓
	Dominican Republic	✓		✓	
	Falkland Islands (Malvinas)	✓	✓		
	French Guiana	✓	✓	✓	✓
	Grenada	✓			✓
	Guadeloupe	✓	✓	✓	✓
	Guyana			✓	
	Haiti	✓		✓	
	Jamaica	✓			✓
	Martinique	✓	✓	✓	✓
	Montserrat	✓		✓	
	Puerto Rico	✓	✓	✓	✓
	Saba				✓
	Saint Barthélemy	✓			
	Saint Kitts and Nevis				✓
	Saint Lucia	✓			✓
	Saint Martin	✓	✓		
	Saint Pierre and Miquelon				✓
	Saint Vincent and the Grenadines				✓
Sint Maarten	✓	✓	✓	✓	
Suriname	✓	✓	✓	✓	
Trinidad and Tobago	✓		✓	✓	
Turks and Caicos Islands	✓		✓	✓	
United States Virgin Islands	✓	✓		✓	

✓ Sequence is not available yet in an international repository

✓ WGS available

Map 1. Reported number of cumulative COVID-19 cases in the Region of the Americas and corresponding incidence rate (per 100,000 population) by country/territory. As of 7 September 2021

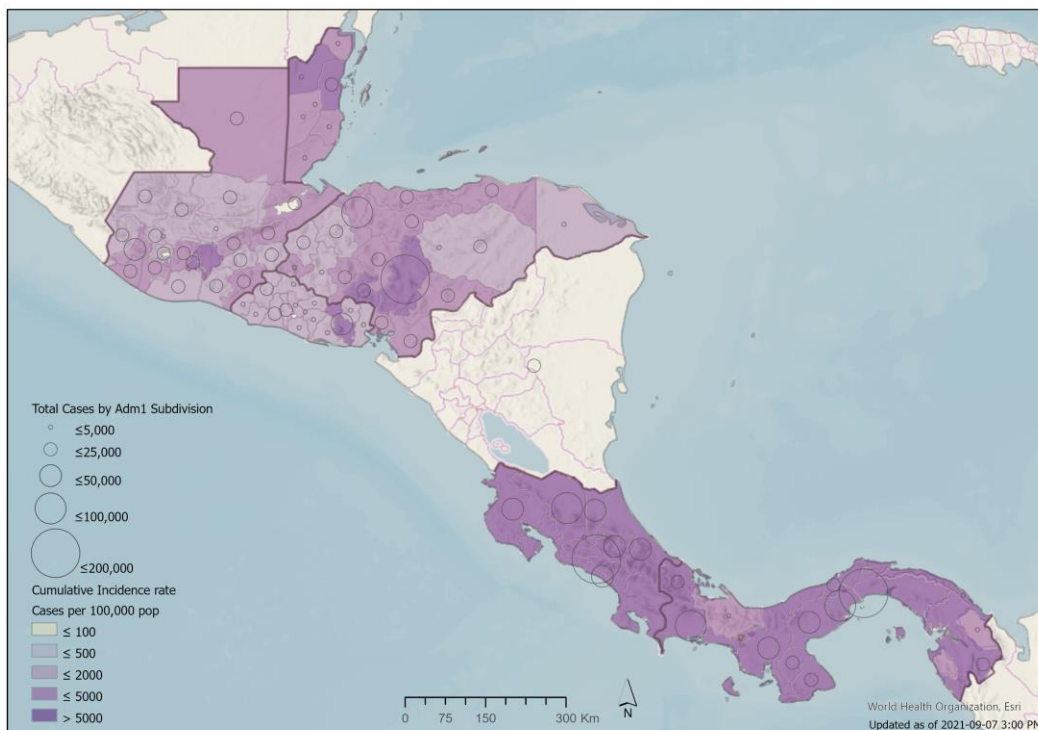


PAHO



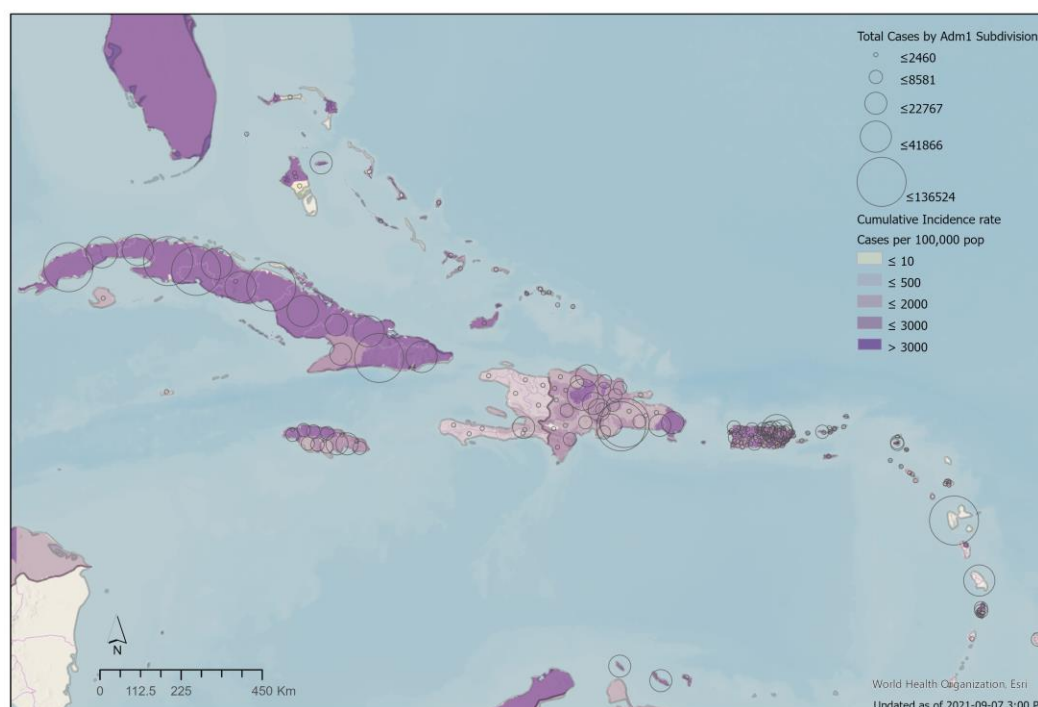
© Pan American Health Organization-World Health Organization 2021. All rights reserved. The designations employed and the presentation of the material in these maps do not imply the expression of any opinion whatsoever on the part of the Secretariat of the Pan American Health Organization concerning the legal status of any country, territory, city or area or of its authorities, or concerning the delimitation of its frontiers or boundaries. Dotted and dashed lines on maps represent approximate border lines for which there may not yet be full agreement.

Map 2. Reported number of cumulative COVID-19 cases in the Central American sub-region and corresponding incidence rate (per 100,000 population) by country/territory (sub-national level). As of 7 September 2021



© Pan American Health Organization-World Health Organization 2021. All rights reserved.
The designations employed and the presentation of the material in these maps do not imply the expression of any opinion whatsoever on the part of the Secretariat of the Pan American Health Organization concerning the legal status of any country, territory, city or area or of its authorities, or concerning the delimitation of its frontiers or boundaries. Dotted and dashed lines on maps represent approximate border lines for which there may not yet be full agreement.






















































Map 3. Reported number of cumulative COVID-19 cases in the Caribbean sub-region and corresponding incidence rate (per 100,000 population) by country/territory (sub-national level). As of 7 September 2021





























































© Pan American Health Organization-World Health Organization 2021. All rights reserved.
The designations employed and the presentation of the material in these maps do not imply the expression of any opinion whatsoever on the part of the Secretariat of the Pan American Health Organization concerning the legal status of any country, territory, city or area or of its authorities, or concerning the delimitation of its frontiers or boundaries. Dotted and dashed lines on maps represent approximate border lines for which there may not yet be full agreement.

**COVID-19 situation reported by
 countries and territories in the Americas,
 as of 7 September 2021**

Updated as of 3 PM

Sub-Region	Country/Territory	Cases			Deaths			Transmission Type
		7 Day MA* Trend	Cummulative	7day % change	7 Day MA* Trend	Cummulative	7day % change	
North America	Canada		1,511,212	-34%		27,006	-15%	Community transmission
	Mexico		3,433,511	-16%		263,470	0%	Community transmission
	United States of America (the)		39,893,580	-15%		644,318	6%	Community transmission
	Subtotal		44,838,303			934,794		
Central America	Belize		16,950	10%		364	-17%	Community transmission
	Costa Rica		478,144	8%		5,642	15%	Community transmission
	El Salvador		96,067	46%		2,977	-6%	Community transmission
	Guatemala		492,570	-12%		12,388	24%	Community transmission
	Honduras		346,134	-19%		9,081	28%	Community transmission
	Nicaragua		9,732	8%		201	0%	Community transmission
	Panama		460,073	-25%		7,095	5%	Community transmission
Subtotal		1,899,670			37,748			
South America	Argentina		5,207,695	-26%		112,673	7%	Community transmission
	Bolivia (the Plurinational State of)		493,115	-21%		18,514	-27%	Community transmission
	Brazil		20,899,933	-12%		583,810	-10%	Community transmission
	Chile		1,641,791	-20%		37,115	-25%	Community transmission
	Colombia		4,919,773	-17%		125,331	-21%	Community transmission
	Ecuador		503,883	34%		32,353	-22%	Community transmission
	Paraguay		458,922	-24%		16,003	75%	Community transmission
	Peru		2,155,508	-16%		198,523	-24%	Community transmission
	Uruguay		385,780	68%		6,034	-62%	Community transmission
	Venezuela (Bolivarian Republic of)		341,314	-11%		4,115	4%	Community transmission
Subtotal		37,007,714			1,134,471			
Caribbean and Atlantic Ocean Islands	Anguilla		296	55%				Imported/Sporadic cases
	Antigua and Barbuda		1,960	40%		47	200%	Clusters of cases
	Aruba		14,861	-21%		151	9%	Community transmission
	Bahamas (the)		19,035	71%		453	89%	Clusters of cases
	Barbados		5,417	50%		51	-50%	Community transmission
	Bermuda		3,048	13%		34	0%	Imported/Sporadic cases
	Bonaire		1,815	287%		17	0%	Community transmission

Caribbean and Atlantic Ocean Islands	Cayman Islands		715	192%		2	0%	Imported/Sporadic cases
	Cuba		704,675	3%		5,881	-3%	Community transmission
	Curacao		15,483	-17%		149	50%	Community transmission
	Dominica		1,998	20%		5	-67%	Community transmission
	Dominican Republic (the)		352,009	-5%		4,013	-17%	Community transmission
	Falkland Islands (the)		64	0%				Imported/Sporadic cases
	French Guiana		36,221	-29%		224	-58%	Community transmission
	Grenada		1,473	338%		12	0%	Clusters of cases
	Guadeloupe		49,515	-45%		606	21%	Community transmission
	Guyana		26,611	17%		647	113%	Community transmission
	Haiti		21,124	98%		588	0%	Community transmission
	Jamaica		72,824	1%		1,646	27%	Community transmission
	Martinique		38,786	-35%		527	-60%	Community transmission
	Montserrat		31	-50%		1	0%	Imported/Sporadic cases
	Puerto Rico		174,448	-27%		2,928	-33%	Community transmission
	Saba		11	-100%				Imported/Sporadic cases
	Saint Barthelemy		1,607	-62%		2	0%	Clusters of cases
	Saint Kitts and Nevis		1,279	-10%		5	0%	Community transmission
	Saint Lucia		9,191	18%		118	150%	Community transmission
	Saint Martin		3,544	-10%		31	0%	Community transmission
	Saint Pierre and Grenadines		31	0%				Imported/Sporadic cases
	Saint Vincent and the Grenadines		2,385	206%		12	0%	Community transmission
	Sint Eustatius		24	0%				Imported/Sporadic cases
	Sint Maarten		3,849	-18%		57	-25%	Community transmission
	Suriname		31,012	47%		740	22%	Community transmission
	Trinidad and Tobago		45,824	-17%		1,336	6%	Community transmission
	Turks and Caicos		2,697	27%		20	0%	Clusters of cases
	Virgin Islands (UK)		2,640	0%		37	0%	Community transmission
Virgin Islands (US)		6,071	-8%		62	60%	Community transmission	
Subtotal		1,652,574			20,402			
Total		85,398,261			2,127,415			

* 7 Day Moving Average

Legend

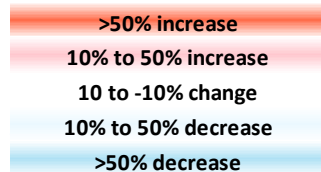


Table notes on the next page

NOTES: Case and death counts may include both confirmed and probable classifications depending on the reporting Member State.

- Antibody tests, including rapid diagnostic tests (RDTs) based on antibody detection, are not recommended for use by PAHO/WHO in clinical diagnosis. Antigen-detecting RDTs may be used following the WHO 11 September 2020 Guidance, available at: <https://bit.ly/2FxFK2fs>
- Data is updated on a weekly basis for Guadeloupe, Martinique, Nicaragua, Saint Barthelemy, Saint Martin, and Saint Pierre and Miquelon.
- As of 11 November 2020, the previously aggregated Bonaire, Saba and Sint Eustatius are now being presented separately in the table.
- *A dispute exists between the Governments of Argentina and the United Kingdom of Great Britain and Northern Ireland concerning sovereignty over the Falkland Islands (the) (Malvinas)

Argentina: On 14 March 2021, due to daylight savings time observed in Eastern Standard Time zone, the Argentina data is no longer published by 3:00PM EST same day and is henceforth included in the following day table. Between 22 February and 14 March 2021, the data had corresponded to the same date.

Bahamas: According to the latest Bahamas Ministry of Health (MoH) publication, there are a total of 19 additional deaths under investigation, available at: <https://bit.ly/3wh84Aq>.

Ecuador: According to a 6 September Ecuador Ministry of Public Health press release, only cases confirmed by RT-PCR will be reported; previously, cases who tested positive by either RT-PCR or RDTs were reported, resulting in the exclusion of 8,956 cases. Available at: <https://bit.ly/3h2EWEA>.

El Salvador: Cumulative cases and deaths as published by the Government of El Salvador: <https://covid19.gob.sv/>. The government presents a retroactively adjusted epidemiological curve of daily cases on the same dashboard.

Guadeloupe: Deaths are aggregated for Guadeloupe, Saint Martin and Saint Barthelemy in Sante Publique France weekly publications; death counts for Guadeloupe are calculated subtracting deaths in Saint Martin and Saint Barthelemy. Available at: <https://bit.ly/39UMysd>.

Jamaica: According to the latest Jamaica Ministry of Health and Wellness press release, there are a total of 197 additional deaths under investigation, available at: <https://bit.ly/3qAwlJo>.

Mexico: On 1 June 2021, the Mexico Ministry of Health reported 4,272 deaths in 24 hours. Of these, 3,924 were reported in 2020 and the remaining were reported in 2021. Available at: <https://bit.ly/3pfdMA8>.

Nicaragua: Please note there are discrepancies with the data published by the Citizen's Observatory COVID-19 Nicaragua as of 27 August 2021. Available at: <https://bit.ly/3pw7ZVR>.

Peru: Aggregated case total as reported by the Peru MoH; latest disaggregated data available is 638,799 by RT-PCR + 572,459 by antigen tests + 943,776 by other RDTs. Antibody tests, including RDTs based on antibody detection, are not recommended for use by PAHO/WHO in clinical diagnosis. Antigen-detecting RDTs may be used following the WHO 11 September 2020 Guidance, available at: <https://bit.ly/3fjVKTM>. On 31 May 2021, the Government of Peru announced that, after revision, the death toll was 180,764 deaths as of 22 May 2021, available at: <https://bit.ly/3fyGj8V>. The number of cumulative deaths reported prior to the revision, on 30 May, was 69,342, available at: <https://bit.ly/3pkar2U>.

Puerto Rico: Aggregated case total as reported by the Puerto Rico Department of Health (DoH); 144,654 were positive by RT-PCR and 29,794 were positive by antigen tests; previously, cases who tested positive by either RT-PCR or serological RDTs were reported, resulting in the exclusion of 33,965 cases. Available at: <https://bit.ly/3AXY7KU>.

United States of America: Case and death counts include both confirmed and probable classifications, as published on the U.S. Centers for Disease Control and Prevention (US CDC) website on 7-September. Excludes American Samoa, Federated States of Micronesia, Guam, Commonwealth of the Northern Marianas, Puerto Rico, Palau, Republic of Marshall Islands and

the United States Virgin Islands. Case and death counts may differ from other US CDC data sources because these are provisional counts which are subject to change, including updates to data reported previously, adjustments can occur. Sources: <https://bit.ly/2RSpap5> and <https://bit.ly/2RVI2n6>.

Uruguay: According to the latest Uruguay Ministry of Public Health report, the total notes 13 positive cases reported in the last 24 hours were excluded from the total. Available at: <https://bit.ly/2VI8UyK>.

DATA ADJUSTMENTS: Differences in the total number of cases and/or deaths and respective % increases reflect the following adjustment(s):

Ecuador: Cases and deaths were retrospectively adjusted for 6 September 2021 to align with the Ecuador Ministry of Health indicating 503,832 cases including 32,352 deaths. Available at: <https://bit.ly/3nbMhbu>.

Guadeloupe: Cases and deaths were retrospectively adjusted for 3-6 September 2021 to align with Sante Publique France indicating 49,515 cases including 606 deaths. Available at: <https://bit.ly/2X0KeMl>.

Guatemala: Cases and deaths were retrospectively adjusted for 6 September 2021 to align with the Ministry of Health indicating 488,538 cases including 12,315 deaths. Available at: <https://bit.ly/3zUBnKK>.

Haiti: Cases were retrospectively adjusted for 4 September 2021 to align with the Haiti Ministry of Health indicating 21,124 cases. Available at: <https://www.mspp.gouv.ht/>.

Saint Barthelemy: Cases and deaths were retrospectively adjusted for 3-6 September 2021 to align with Sante Publique France indicating 1,607 cases including 2 deaths. Available at: <https://bit.ly/2X0KeMl>.

Saint Martin: Cases and deaths were retrospectively adjusted for 3-6 September 2021 to align with Sante Publique France indicating 3,544 cases including 31 deaths. Available at: <https://bit.ly/2X0KeMl>.