

## Region of the Americas Update

### Last 24 hours

<b>80,180</b>	Additional cases
<b>1,231</b>	Additional deaths
<b>0.10%</b>	Relative increase in cases
<b>0.06%</b>	Relative increase in deaths
<b>31</b>	Countries/territories reporting new cases
<b>25</b>	Countries/territories reporting new deaths

### Highest numbers of cases & deaths in the last 24 hrs\*

Cases (≥ 1,000)		Deaths (≥ 100)	
United States	<b>41,851</b>	Brazil	<b>298</b>
Brazil	<b>13,210</b>	Mexico	<b>259</b>
Mexico	<b>6,837</b>	United States	<b>258</b>
Cuba	<b>6,075</b>		
Argentina	<b>2,073</b>		
Colombia	<b>1,954</b>		
Costa Rica	<b>1,629</b>		

## Region of the Americas

**83,662,949** cases

**2,088,341** deaths

**56**

countries/areas/territories affected

## Global

**216,486,512** cases

**4,501,377** deaths

**236**

countries/areas/territories affected

### COVID-19 – Highlights

- On 30 August the **Peru** Ministry of Health published an article regarding the use of virtual appointments due to the COVID-19 pandemic. Between January and July over nine million consultations were attended via telemedical services nationwide. The use of telemedical services has increased patient's access to timely and specialized remote care. The full article is available at: <https://bit.ly/3kzWXxX>
- On 27 August 2021 in **Paraguay**, the Ministry of Public Health and Social Welfare reported a continued decrease in COVID-19 cases and deaths. However, 49 new cases of Delta variant had been detected bringing the total confirmed Delta cases to 83 Nationwide. The department reminds the public that it is essential to continue with preventative measures. The full report is available in Spanish at: <https://bit.ly/3gHIsa4>
- On 27 August 2021 the **Costa Rica** Ministry of Health published an analysis indicating that only 0.08% of individuals with a complete vaccination scheme against COVID-19 have required hospitalization, and only 0.015% have had to be admitted into an Intensive Care Unit (ICU). The full report is available in Spanish at: <https://bit.ly/3yvB2N2>

### Total cases, deaths & CFR (%) among PAHO countries/territories with ≥150,000 cumulative cases.

Country/Territory	Cases	Deaths	CFR (%)
United States of America	38,666,040	632,983	1.6%
Brazil	20,741,815	579,308	2.8%
Argentina	5,173,531	111,383	2.2%
Colombia	4,905,258	124,811	2.5%
Mexico	3,335,700	258,165	7.7%
Peru	2,149,227	198,209	9.2%
Chile	1,638,330	36,923	2.3%
Canada	1,486,436	26,890	1.8%
Cuba	646,513	5,219	0.8%
Ecuador	501,140	32,232	6.4%
Bolivia	490,056	18,411	3.8%
Guatemala	465,799	11,886	2.6%
Costa Rica	459,691	5,471	1.2%
Paraguay	458,404	15,723	3.4%
Panama	456,666	7,046	1.5%
Uruguay	384,692	6,029	1.6%
Dominican Republic	350,017	4,007	1.1%
Honduras	335,398	8,832	2.6%
Venezuela	333,125	3,998	1.2%
Puerto Rico	170,217	2,832	1.7%

\*Numbers may vary due to differences in reporting

Starting the weekend of 26 June 2021, the PAHO COVID-19 daily situation reports will no longer be published on Saturdays and Sundays. The reports will continue to be published during the workweek – Monday through Friday – at the regularly scheduled time, with the exception of any official holidays observed by PAHO in Washington, DC

More information available at: <https://paho-covid19-response-who.hub.arcgis.com/>

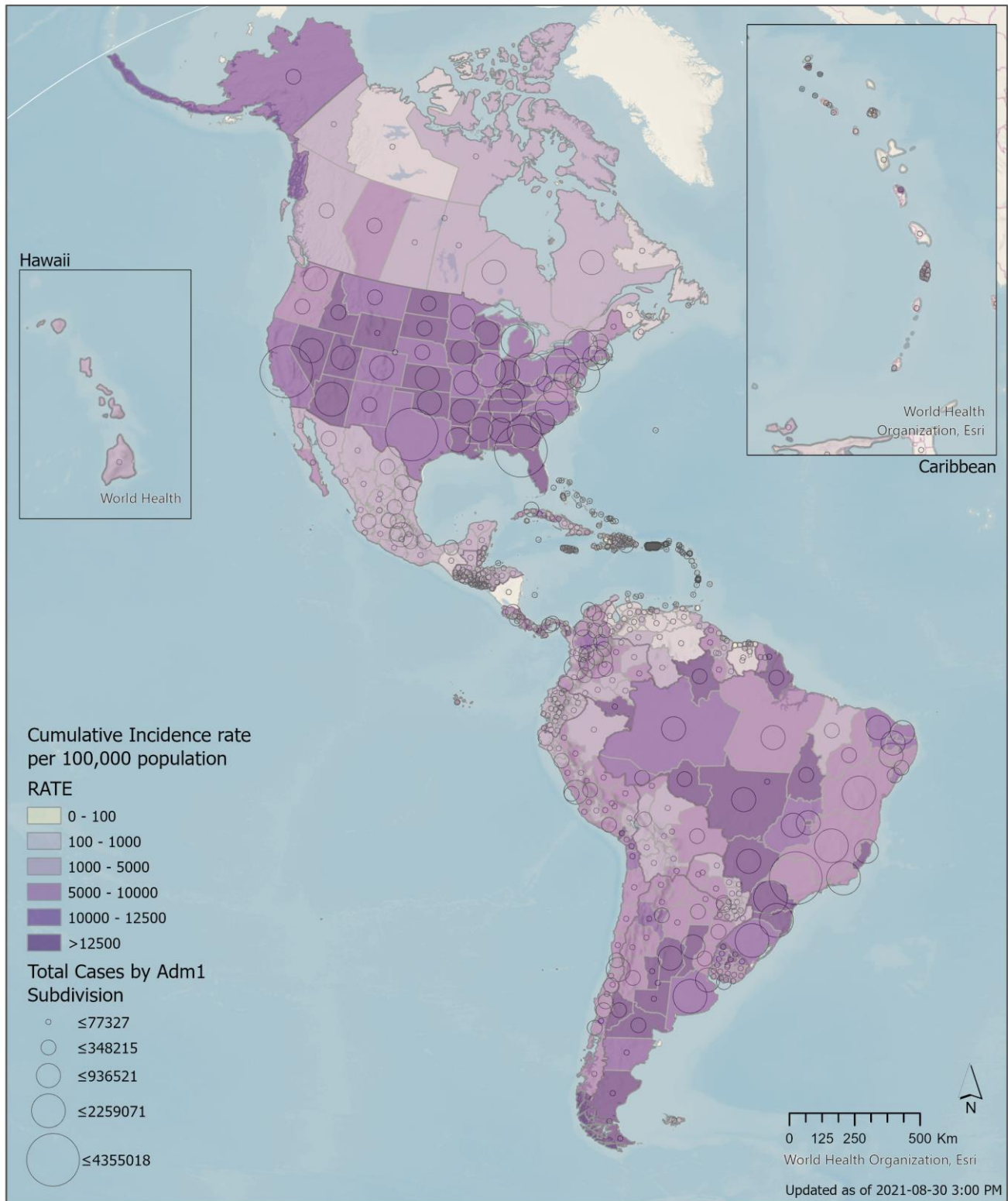
## Spotlight – SARS-COV-2 Variants of Concern (VOC) in the Americas

Today's spotlight provides an update on the geographical distribution of the four variants of concern including VOC Alpha, Beta, Delta and Gamma of the SARS-CoV-2 virus (as reported by countries, territories and areas (hereafter countries) in the region of the Americas as of 30 August 2021.

Subregion	Country	Alpha	Beta	Delta	Gamma
North America	Canada	✓	✓	✓	✓
	Mexico	✓	✓	✓	✓
	United States of America	✓	✓	✓	✓
South America	Argentina	✓	✓	✓	✓
	Brazil	✓	✓	✓	✓
	Chile	✓	✓	✓	✓
	Uruguay	✓	✓	✓	✓
	Colombia	✓		✓	✓
	Ecuador	✓		✓	✓
	Paraguay	✓		✓	✓
	Peru	✓		✓	✓
	Venezuela (Bolivarian Republic of)	✓		✓	✓
	Bolivia (Plurinational State of)	✓			✓
Central America	Costa Rica	✓	✓	✓	✓
	Guatemala	✓	✓	✓	✓
	Panama	✓	✓	✓	✓
	Belize	✓		✓	✓
	El Salvador	✓		✓	✓
	Honduras	✓			
Caribbean and atlantic ocean islands	Antigua and Barbuda	✓	✓	✓	✓
	Aruba	✓	✓	✓	✓
	Cayman Islands	✓	✓	✓	✓
	Curaçao	✓	✓	✓	✓
	French Guiana	✓	✓	✓	✓
	Guadeloupe	✓	✓	✓	✓
	Martinique	✓	✓	✓	✓
	Puerto Rico	✓	✓	✓	✓
	Sint Maarten	✓	✓	✓	✓
	Suriname	✓	✓	✓	✓
	Barbados	✓		✓	✓
	Bermuda	✓	✓	✓	
	Bonaire	✓		✓	✓
	British Virgin Islands	✓		✓	✓
	Cuba	✓	✓	✓	✓
	Trinidad and Tobago	✓		✓	✓
	Turks and Caicos Islands	✓		✓	✓
	United States Virgin Islands	✓	✓	✓	
	Anguilla	✓		✓	
	Dominican Republic	✓			✓
	Falkland Islands (Malvinas)	✓	✓		
	Grenada	✓		✓	
	Haiti	✓			✓
	Jamaica	✓		✓	
	Montserrat	✓			✓
	Saint Lucia	✓		✓	
	Saint Martin	✓	✓		
	Bahamas	✓			
	Dominica	✓			
	Guyana				✓
	Saba			✓	
	Saint Barthélemy	✓			
	Saint Kitts and Nevis			✓	
Saint Pierre and Miquelon			✓		
Saint Vincent and the Grenadines			✓		

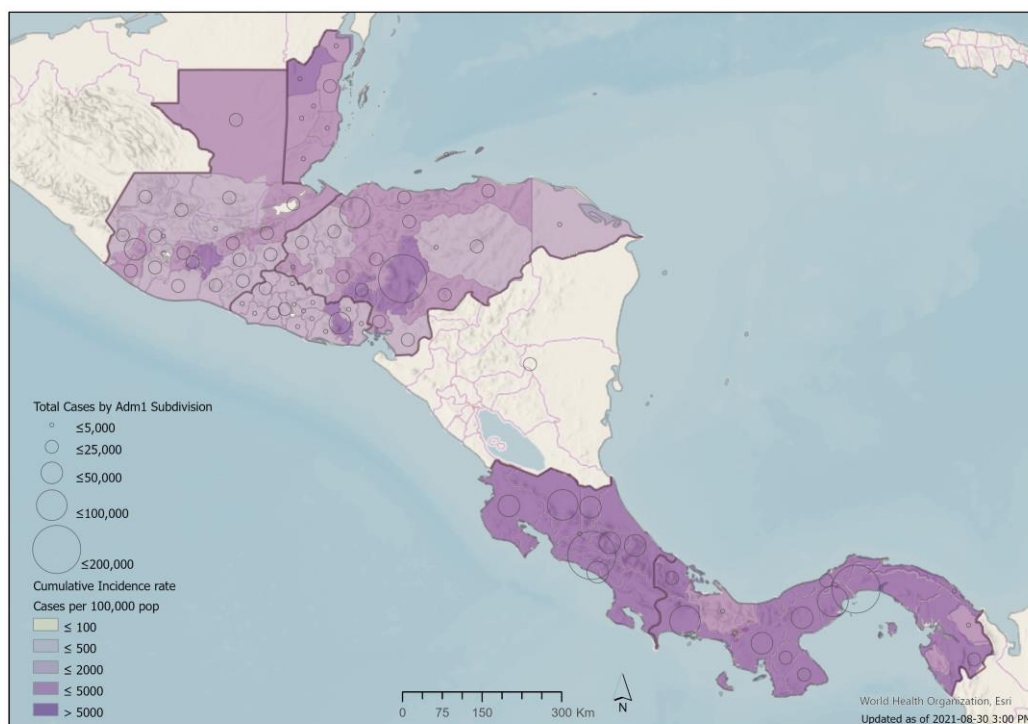
■ Sequence is not available yet in an international repository  
■ WGS available

**Map 1. Reported number of cumulative COVID-19 cases in the Region of the Americas and corresponding incidence rate (per 100,000 population) by country/territory. As of 30 August 2021.**



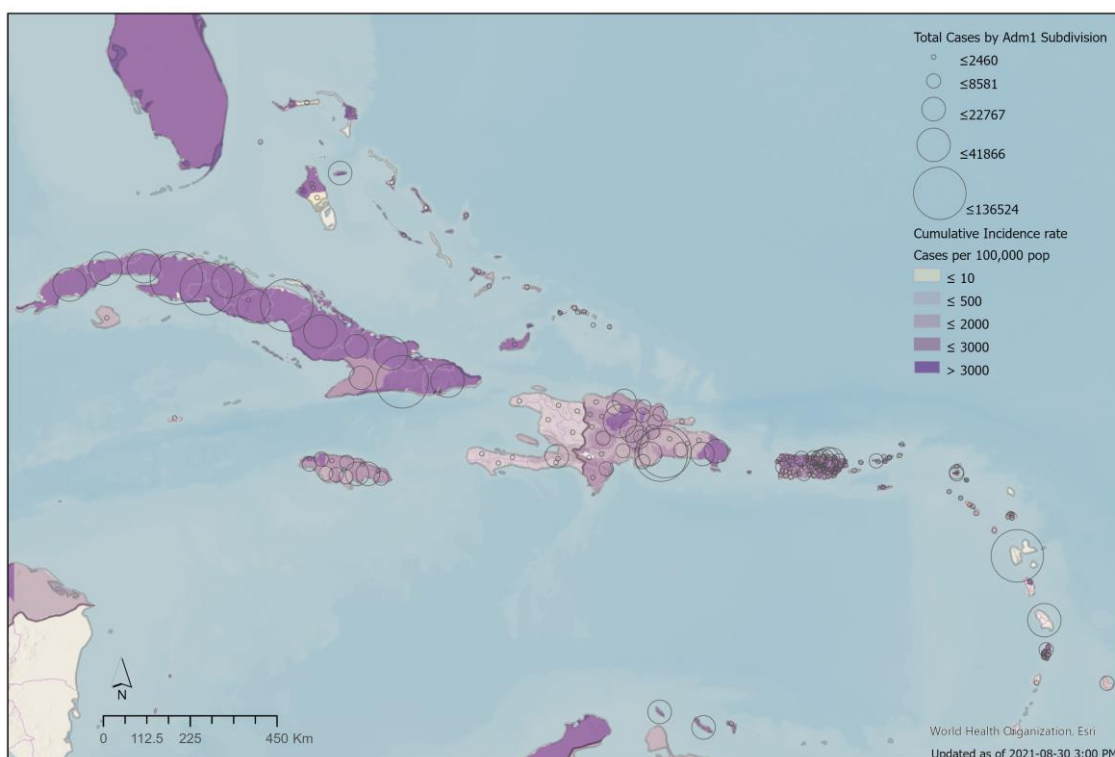
© Pan American Health Organization-World Health Organization 2021. All rights reserved.  
The designations employed and the presentation of the material in these maps do not imply the expression of any opinion whatsoever on the part of the Secretariat of the Pan American Health Organization concerning the legal status of any country, territory, city or area or of its authorities, or concerning the delimitation of its frontiers or boundaries. Dotted and dashed lines on maps represent approximate border lines for which there may not yet be full agreement.

**Map 2. Reported number of cumulative COVID-19 cases in the Central American sub-region and corresponding incidence rate (per 100,000 population) by country/territory (sub-national level). As of 30 August 2021.**



© Pan American Health Organization-World Health Organization 2021. All rights reserved.  
The designations employed and the presentation of the material in these maps do not imply the expression of any opinion whatsoever on the part of the Secretariat of the Pan American Health Organization concerning the legal status of any country, territory, city or area or of its authorities, or concerning the delimitation of its frontiers or boundaries. Dotted and dashed lines on maps represent approximate border lines for which there may not yet be full agreement.






















































**Map 3. Reported number of cumulative COVID-19 cases in the Caribbean sub-region and corresponding incidence rate (per 100,000 population) by country/territory (sub-national level). As of 30 August 2021.**





























































© Pan American Health Organization-World Health Organization 2021. All rights reserved.  
The designations employed and the presentation of the material in these maps do not imply the expression of any opinion whatsoever on the part of the Secretariat of the Pan American Health Organization concerning the legal status of any country, territory, city or area or of its authorities, or concerning the delimitation of its frontiers or boundaries. Dotted and dashed lines on maps represent approximate border lines for which there may not yet be full agreement.

## COVID-19 situation reported by countries and territories in the Americas, as of 30 August 2021

*Updated as of 3 PM*

Sub-Region	Country/Territory	Cases			Deaths			Transmission Type
		7 Day MA* Trend	Cummulative	7day % change	7 Day MA* Trend	Cummulative	7day % change	
North America	Canada		1,486,436	<b>-24%</b>		26,890	-1%	Community transmission
	Mexico		3,335,700	<b>-11%</b>		258,165	5%	Community transmission
	United States of America (the)		38,666,040	<b>16%</b>		632,983	<b>34%</b>	Community transmission
	<b>Subtotal</b>		<b>43,488,176</b>			<b>918,038</b>		
Central America	Belize		16,012	5%		356	<b>-29%</b>	Community transmission
	Costa Rica		459,691	<b>24%</b>		5,471	<b>22%</b>	Community transmission
	El Salvador		94,060	<b>-46%</b>		2,909	<b>21%</b>	Community transmission
	Guatemala		465,799	-2%		11,886	<b>13%</b>	Community transmission
	Honduras		335,398	<b>-19%</b>		8,832	8%	Community transmission
	Nicaragua		8,867	<b>22%</b>		199	0%	Community transmission
	Panama		456,666	<b>-15%</b>		7,046	<b>-36%</b>	Community transmission
<b>Subtotal</b>		<b>1,836,493</b>			<b>36,699</b>			
South America	Argentina		5,173,531	<b>-19%</b>		111,383	<b>-21%</b>	Community transmission
	Bolivia (the Plurinational State of)		490,056	<b>-19%</b>		18,411	-7%	Community transmission
	Brazil		20,741,815	<b>-17%</b>		579,308	<b>-13%</b>	Community transmission
	Chile		1,638,330	<b>-12%</b>		36,923	<b>-12%</b>	Community transmission
	Colombia		4,905,258	<b>-28%</b>		124,811	<b>-21%</b>	Community transmission
	Ecuador		501,140	<b>-33%</b>		32,232	<b>31%</b>	Community transmission
	Paraguay		458,404	<b>-34%</b>		15,723	<b>15%</b>	Community transmission
	Peru		2,149,227	<b>-15%</b>		198,209	<b>-32%</b>	Community transmission
	Uruguay		384,692	<b>-25%</b>		6,029	0%	Community transmission
	Venezuela (Bolivarian Republic of)		333,125	<b>12%</b>		3,998	7%	Community transmission
<b>Subtotal</b>		<b>36,775,578</b>			<b>1,127,027</b>			
Caribbean and Atlantic Ocean Islands	Anguilla		217	<b>76%</b>				Imported/Sporadic cases
	Antigua and Barbuda		1,713	<b>140%</b>		44	0%	Clusters of cases
	Aruba		14,465	<b>-29%</b>		137	<b>57%</b>	Community transmission
	Bahamas (the)		18,139	<b>-32%</b>		381	<b>72%</b>	Clusters of cases
	Barbados		4,931	<b>168%</b>		48	0%	Community transmission
	Bermuda		2,844	<b>25%</b>		33	0%	Imported/Sporadic cases
Bonaire		1,753	<b>-24%</b>		17	0%	Community transmission	

Caribbean and Atlantic Ocean Islands	Cayman Islands		680	<b>42%</b>		2	0%	Imported/Sporadic cases
	Cuba		646,513	<b>-18%</b>		5,219	<b>13%</b>	Community transmission
	Curacao		15,248	<b>-15%</b>		143	<b>50%</b>	Community transmission
	Dominica		1,638	<b>-24%</b>		4	<b>200%</b>	Clusters of cases
	Dominican Republic (the)		350,017	<b>27%</b>		4,007	<b>44%</b>	Community transmission
	Falkland Islands (the)		64	0%				Imported/Sporadic cases
	French Guiana		34,375	<b>-27%</b>		215	<b>14%</b>	Community transmission
	Grenada		357	<b>297%</b>		1	0%	Imported/Sporadic cases
	Guadeloupe		45,393	<b>178%</b>		508	0%	Community transmission
	Guyana		25,323	<b>27%</b>		611	<b>-15%</b>	Community transmission
	Haiti		20,896	<b>-51%</b>		586	<b>100%</b>	Community transmission
	Jamaica		67,402	<b>10%</b>		1,510	<b>19%</b>	Community transmission
	Martinique		35,953	-9%		411	<b>146%</b>	Community transmission
	Montserrat		29	<b>100%</b>		1	0%	Imported/Sporadic cases
	Puerto Rico		170,217	-8%		2,832	<b>20%</b>	Community transmission
	Saba		10	<b>-100%</b>				Imported/Sporadic cases
	Saint Barthelemy		1,592	<b>86%</b>		1	0%	Clusters of cases
	Saint Kitts and Nevis		1,053	<b>37%</b>		3	0%	Community transmission
	Saint Lucia		8,111	2%		103	<b>200%</b>	Community transmission
	Saint Martin		3,356	<b>280%</b>		17	<b>-100%</b>	Community transmission
	Saint Pierre and Miquelon		30	0%				Imported/Sporadic cases
	Saint Vincent and the Grenadines		2,331	<b>267%</b>		12	0%	Community transmission
	Sint Eustatius		24	<b>-100%</b>				Imported/Sporadic cases
	Sint Maarten		3,641	<b>18%</b>		49	<b>250%</b>	Community transmission
	Suriname		28,840	<b>47%</b>		715	0%	Community transmission
	Trinidad and Tobago		44,481	<b>24%</b>		1,278	<b>18%</b>	Community transmission
Turks and Caicos		2,650	<b>-18%</b>		20	<b>-100%</b>	Clusters of cases	
Virgin Islands (UK)		2,568	<b>-100%</b>		37	0%	Community transmission	
Virgin Islands (US)		5,848	<b>-22%</b>		53	<b>100%</b>	Community transmission	
<b>Subtotal</b>		<b>1,562,702</b>			<b>18,998</b>			
<b>Total</b>		<b>83,662,949</b>			<b>2,100,762</b>			

\* 7 Day Moving Average

Legend

>50% increase

10% to 50% increase

10 to -10% change

10% to 50% decrease

>50% decrease

**NOTES:** Case and death counts may include both confirmed and probable classifications depending on the reporting Member State.

Antibody tests, including rapid diagnostic tests (RDTs) based on antibody detection, are not recommended for use by PAHO/WHO in clinical diagnosis. Antigen-detecting RDTs may be used following the WHO 11 September 2020 Guidance, available at: <https://bit.ly/2FvK2fs>.

Data is updated on a weekly basis for Guadeloupe, Martinique, Nicaragua, Saint Barthelemy, Saint Martin, and Saint Pierre and Miquelon.

As of 11 November 2020, the previously aggregated Bonaire, Saba and Sint Eustatius are now being presented separately in the table.

\*A dispute exists between the Governments of Argentina and the United Kingdom of Great Britain and Northern Ireland concerning sovereignty over the Falkland Islands (the) (Malvinas)

**Argentina:** On 14 March 2021, due to daylight savings time observed in Eastern Standard Time zone, the Argentina data is no longer published by 3:00PM EST same day and is henceforth included in the following day table. Between 22 February and 14 March 2021, the data had corresponded to the same date.

**Bahamas:** According to the latest Bahamas Ministry of Health (MoH) publication, there are a total of 20 additional deaths under investigation, available at: <https://bit.ly/3wh84Aq>.

**Ecuador:** According to a 6 September Ecuador Ministry of Public Health press release, only cases confirmed by RT-PCR will be reported; previously, cases who tested positive by either RT-PCR or RDTs were reported, resulting in the exclusion of 8,956 cases. Available at: <https://bit.ly/3h2EWEA> ...

**El Salvador:** Cumulative cases and deaths as published by the Government of El Salvador: <https://covid19.gob.sv/>. The government presents a retroactively adjusted epidemiological curve of daily cases on the same dashboard.

**Guadeloupe:** Deaths are aggregated for Guadeloupe, Saint Martin and Saint Barthelemy in Santé Publique France weekly publications; death counts for Guadeloupe are calculated subtracting deaths in Saint Martin and Saint Barthelemy. Available at: <https://bit.ly/39UMysd>

**Jamaica:** According to the latest Jamaica Ministry of Health and Wellness press release, there are a total of 155 additional deaths under investigation, available at: <https://bit.ly/3qAwIJo>

**Mexico:** On 1 June 2021, the Mexico Ministry of Health reported 4,272 deaths in 24 hours. Of these, 3,924 were reported in 2020 and the remaining were reported in 2021. Available at: <https://bit.ly/3pfdMA8>

**Nicaragua:** Please note there are discrepancies with the data published by the Citizen's Observatory COVID-19 Nicaragua as of 27 August 2021. Available at: <https://bit.ly/3pw7ZVR>

**Peru:** Aggregated case total as reported by the Peru MoH; latest disaggregated data available is 635,044 by RT-PCR + 564,584 by antigen tests + 942,525 by other RDTs. Antibody tests, including RDTs based on antibody detection, are not recommended for use by PAHO/WHO in clinical diagnosis. Antigen-detecting RDTs may be used following the WHO 11 September 2020 Guidance, available at: <https://bit.ly/3fJVKTM>.

On 31 May 2021, the Government of Peru announced that, after revision, the death toll was 180,764 deaths as of 22 May 2021, available at: <https://bit.ly/3fYGj8V>. The number of cumulative deaths reported prior to the revision, on 30 May, was 69,342, available at: <https://bit.ly/3pkar2U>.

**Puerto Rico:** Aggregated case total as reported by the Puerto Rico Department of Health (DoH); 141,533 were positive by RT-PCR and 28,684 were positive by antigen tests; previously, cases who tested positive by either RT-PCR or serological RDTs were reported, resulting in the exclusion of 33,965 cases. Available at: <https://bit.ly/3AXY7KU>

**United States of America:** Case and death counts include both confirmed and probable classifications, as published on the U.S. Centers for Disease Control and Prevention (US CDC) website on 30-August. Excludes American Samoa, Federated States of Micronesia, Guam, Commonwealth of the Northern Marianas, Puerto Rico, Palau, Republic of Marshall Islands and the United States Virgin Islands. Case and death counts may differ from other US CDC data sources because these are provisional counts which are subject to change, including updates to data reported previously, adjustments can occur.

Sources: <https://bit.ly/2RSpap5> and <https://bit.ly/2RVI2n6>.

**Uruguay:** According to the latest Uruguay Ministry of Public Health report, the total notes 12 positive cases reported in the last 24 hours were excluded from the total. Available at: <https://bit.ly/3mHxXrf>.

**DATA ADJUSTMENTS:** Differences in the total number of cases and/or deaths and respective % increases reflect the following adjustment(s):

**Bahamas:** Cases and deaths were retrospectively adjusted for 28-29 August 2021 to align with the Bahamas Ministry of Health indicating 18,031 and 18,139 cases including 354 and 381 deaths, respectively. Available at: <https://bit.ly/3kBmKWu> and at <https://bit.ly/3t7hjCA>

**Costa Rica:** Cases and deaths were retrospectively adjusted for 29 August 2021 to align with the Costa Rica Ministry of Health indicating 458,062 cases including 5,457 deaths. Available at: <https://bit.ly/3gNg8Db>

**Ecuador:** Cases and deaths were retrospectively adjusted for 29 August 2021 to align with the Ecuador Ministry of Health indicating **501,140 cases including 32,232 deaths**. Available at: <https://bit.ly/3ztEFok>

**Haiti:** Cases and deaths were retrospectively adjusted for 25-26 August 2021 to align with the Haiti Ministry of Health indicating 20,870 and 20,896 cases including 584 and 586 deaths, respectively. Available at: <https://bit.ly/3zufbqI> and at <https://bit.ly/3t0U39dA>

**United States:** Cases and deaths were retrospectively adjusted for 29 August 2021 to align with US CDC indicating 38,624,189 cases including 632,725 deaths.