

Region of the Americas Update

Last 24 hours *

- 186,415** Additional cases
- 3,098** Additional deaths
- 0.24%** Relative increase in cases
- 0.15%** Relative increase in deaths
- 37** Countries/territories reporting new cases
- 23** Countries/territories reporting new deaths

Highest numbers of cases & deaths in the last 24 hrs.

Cases (≥ 1,000)

United States	79,568
Brazil	42,283
Mexico	19,223
Argentina	14,115
Colombia	9,690
Cuba	8,736
Costa Rica	1,695
Honduras	1,592
Chile	1,341
Bolivia	1,029
Panama	1,022

Deaths (≥ 100)

Brazil	1,318
Mexico	381
United States	369
Colombia	325
Argentina	291

Region of the Americas

76,999,250 cases

2,006,819 deaths

56

countries/areas/territories affected.

Global

196,763,329 cases

4,203,689 deaths

236

countries/areas/territories affected.

COVID-19 – Highlights

1. [Vaccination of pregnant and lactating mothers began on 29 July in Cuba.](#) The country is using the 3 dose Abdala vaccine with a target of 9,000 pregnant and lactating mothers to be vaccinated. The Abdala vaccine doses are phased 14 days apart with a complete vaccination scheme on the 28th day after the first dose. Pregnant and lactating mothers are a priority group in Cuba's vaccination strategy against COVID-19.

2. [Jamaica's The Ministry of Health and Wellness is expressing concern that the novel-coronavirus \(COVID-19\) positivity rate in Jamaica has been increasing over recent weeks.](#) There has been an uptick in the daily positivity rate. As of Wednesday July 21, the positivity rate was 13.8 per cent with a seven-day average of 9.8 per cent.

Starting the weekend of 26 June 2021, the PAHO COVID-19 daily situation reports will no longer be published on Saturdays and Sundays. The reports will continue to be published during the workweek – Monday through Friday – at the regularly scheduled time, with the exception of any official holidays observed by PAHO in Washington, DC

Total cases, deaths & CFR (%) among PAHO countries/territories with ≥ 140,000 cumulative cases.

Country/Territory	Cases	Deaths	CFR (%)
United States of America	34,659,540	607,505	1.8%
Brazil	19,839,369	554,497	2.8%
Argentina	4,905,925	105,113	2.1%
Colombia	4,766,829	120,126	2.5%
Mexico	2,810,097	239,997	8.5%
Peru	2,108,595	196,214	9.3%
Chile	1,614,629	35,366	2.2%
Canada	1,429,577	26,575	1.9%
Ecuador	485,673	31,549	6.5%
Bolivia	471,958	17,784	3.8%
Paraguay	451,695	14,876	3.3%
Panama	433,545	6,798	1.6%
Costa Rica	405,206	5,013	1.2%
Uruguay	381,187	5,953	1.6%
Cuba	375,721	2,693	0.7%
Guatemala	362,134	10,248	2.8%
Dominican Republic	341,510	3,956	1.2%
Venezuela	303,797	3,558	1.2%
Honduras	294,561	7,793	2.6%
Puerto Rico	145,487	2,578	1.8%

*Numbers may vary due to differences in reporting times.

Information current as of 30 July 2021, 15h00 EDT – **Highlighted in grey: Updates with respect to the information published on 23 July 2021**

Based on viral genomic sequencing, on 14 December 2020, the authorities of the United Kingdom reported to WHO a SARS-CoV-2 variant known as Alpha; on 18 December 2020, the authorities of the Republic of South Africa reported to WHO a SARS-CoV-2 variant known as Beta; and, on 13 January 2021, the authorities of Brazil reported to WHO a SARS-CoV-2 variant known as Gamma. SARS-CoV-2 variants Alpha, Beta, and Gamma are defined as Variants of Concern (VOC), together with variant Delta, identified in India in October 2020.¹

Starting on 18 December 2020, WHO shared that information with authorities across the globe about SARS-CoV-2 VOC and Variants of Interest (VOI), through dedicated channels established under the International Health Regulations (IHR), as well with the public through the WHO web site.^{2,3,4}

International traffic-related measures adopted by States Parties in the Americas in response to the detection of SARS-CoV-2 variants

The table below summarizes international traffic-related measures adopted by States Parties to the IHR in the Region of the Americas in response to the detection of SARS-CoV-2 variants. Measures adopted are consistent with current Temporary Recommendations,⁵ issued by the Director-General of WHO in the context of the Public Health Emergency of International Concern (PHEIC), determined on 30 January 2020 according to IHR provisions.

State Party issuing measures	Hyperlinked description of measures and language of publication ⁶	Date information about measures published on governmental web pages/social media accounts	State/s Party/ies concerned by measures issued
Antigua and Barbuda	English	01-Jun-21	Brazil, India, Republic of South Africa
Argentina	Spanish Spanish	20-Dec-20 25-Mar-21 25-Jun-21	United Kingdom Brazil, Chile, Mexico, United Kingdom Extension - Inclusion of Turkey and African countries; and limitation to 600 persons of volume of incoming travelers by air admitted daily (link 1 and link 2)
Barbados	English	17-Jul-21	Argentina, Angola, Bangladesh, Bolivia, Botswana, Brazil, Chile, Djibouti, Equatorial Guinea, Georgia, Eswatini, Haiti, Hong Kong, India, Iran, Kenya, Lesotho, Madagascar, Malawi, Malaysia, Mozambique, Nepal, Pakistan, Paraguay, Peru, Philippines, Portugal, Qatar, Reunion, Republic of the Congo, Singapore, South Africa, Suriname, Tunisia, Uganda, Uruguay,

¹ <https://www.who.int/en/activities/tracking-SARS-CoV-2-variants/>

² <https://www.who.int/csr/don/21-december-2020-sars-cov2-variant-united-kingdom/en/>

³ <https://www.who.int/csr/don/31-december-2020-sars-cov2-variants/en/>

⁴ Coronavirus disease (COVID-19) Weekly Epidemiological Update and Weekly Operational Update:

<https://www.who.int/emergencies/diseases/novel-coronavirus-2019/situation-reports>

⁵ <https://tinyurl.com/49x5pvja>

State Party issuing measures	Hyperlinked description of measures and language of publication ⁶	Date information about measures published on governmental web pages/social media accounts	State/s Party/ies concerned by measures issued
			Vietnam, Zambia, and Zimbabwe
Belize	English	25-Jun-21 (?)	Bangladesh, India
Bermuda, Overseas Territory of the United Kingdom	English	26-Apr-21	Brazil, India, Republic of South Africa
Bolivia	Spanish Spanish	22-Dec-20 06-Jan-21 15-Feb-21 17-Mar-21 01-Apr-21	All European countries Extension Brazil
Brazil	Portuguese Portuguese Portuguese	25-Dec-20 25-Jan-21 14-May-21	United Kingdom Republic of South Africa, United Kingdom Extension, and inclusion of India
Canada ⁷	English English ⁸	19-Feb-21 21-Jun-21 16-Jul-21	All countries India Extension ⁹
Chile	Spanish	24-Jun-21 12-Jul-21 22-Jul-21	Countries with community transmission and/or where VOC are circulating Extension Extension and amendment
Dominican Republic	Spanish	28-Jun-21	Australia, Brazil, Democratic Republic of Congo, India, Indonesia, Iran, Iraq, Kuwait, Monaco, Republic of Ireland, Republic of South Africa, Saint Vincent and the Grenadines, Senegal, Sweden, Syria, Thailand, Tunisia, United Kingdom
Ecuador	Spanish	06-Apr-21	Brazil
Grenada**	English	14-Jul-21	
Guatemala	Spanish	16-Apr-21 24-May-21	Brazil, Republic of South Africa, United Kingdom Amendment
Honduras	Spanish	11-Jun-21	Republic of South Africa, United Kingdom,
Jamaica	English	03-Apr-21	Argentina, Brazil, Chile, Colombia,

⁷ On 22 July 2021, the National IHR Focal Point of Canada also reported to PAHO/WHO adjustments and extensions of international traffic-related measures, as reported in previous weekly accounts, available at: <https://travel.gc.ca/travel-covid>

⁸ Also reported to PAHO/WHO by the National IHR Focal Point of Canada

⁹ Also reported to PAHO/WHO by the National IHR Focal Point of Canada

State Party issuing measures	Hyperlinked description of measures and language of publication ⁶	Date information about measures published on governmental web pages/social media accounts	State/s Party/ies concerned by measures issued
		05-May-21 ¹⁰ 30-Jun-21	Paraguay, Peru, United Kingdom Extension - Inclusion of India, Trinidad and Tobago, and exclusion of United Kingdom Extension
Panama	Spanish Spanish Spanish	21-Dec-20 29-Mar-21 29-Apr-21 18 Jun-21	Republic of South Africa, United Kingdom South America Extensions and modifications, with inclusion of India, of all the above Amendment
Peru	Spanish	18-Jun-21 01-Jul-21 13-Jul-21	Brazil, India, Republic of South Africa Extension Extension
Saint Kitts and Nevis*	English	9-Jun-21	Brazil, India, Republic of South Africa, United Kingdom
Trinidad and Tobago	English	21-Dec-20	United Kingdom
United States ^{11,12}	English English English English ¹³	24-Dec-20 12-Jan-21 25-Jan-21 30-Apr-21	United Kingdom All countries Brazil, United Kingdom, Republic of Ireland, Republic of South Africa, Schengen Area ¹⁴ India

***Saint Kitts and Nevis:** Effective 29 May 2021, full vaccination against COVID-19 is the condition for granting entry (<https://www.stkittstourism.kn/>), contravening both, current Temporary Recommendations,¹⁵ as well as Articles 35 and 36 of the IHR.

****Grenada:** Effective 31 July 2021, full vaccination against COVID-19 is the condition for granting entry to non-national (<https://covid19.gov.gd/>), contravening both, current Temporary Recommendations,¹⁶ as well as Articles 35 and 36 of the IHR.

International traffic-related measures adopted by States Parties outside the Region of the Americas, including those in response to the detection of SARS-CoV-2 variants, are periodically published on the WHO secure [Event Information Site](#) (EIS), established pursuant to IHR provisions and accessible to National IHR Focal Points.

¹⁰ Rationale underpinning measures adopted provided by the National IHR Focal Point of Jamaica on 20 May 2021

¹¹ Also reported to PAHO/WHO by the National IHR Focal Point of the United States

¹² On 21 July 2021, the Government of the United States extended the international traffic-related measures, as reported in previous weekly accounts, available at: <https://ca.usembassy.gov/covid-19-information-canada-3/>, <https://mx.usembassy.gov/travel-restrictions-fact-sheet/>, <https://trumpwhitehouse.archives.gov/presidential-actions/proclamation-suspension-entry-immigrants-nonimmigrants-persons-pose-risk-transmitting-2019-novel-coronavirus/>; and <https://trumpwhitehouse.archives.gov/presidential-actions/proclamation-suspension-entry-immigrants-nonimmigrants-certain-additional-persons-pose-risk-transmitting-coronavirus/>

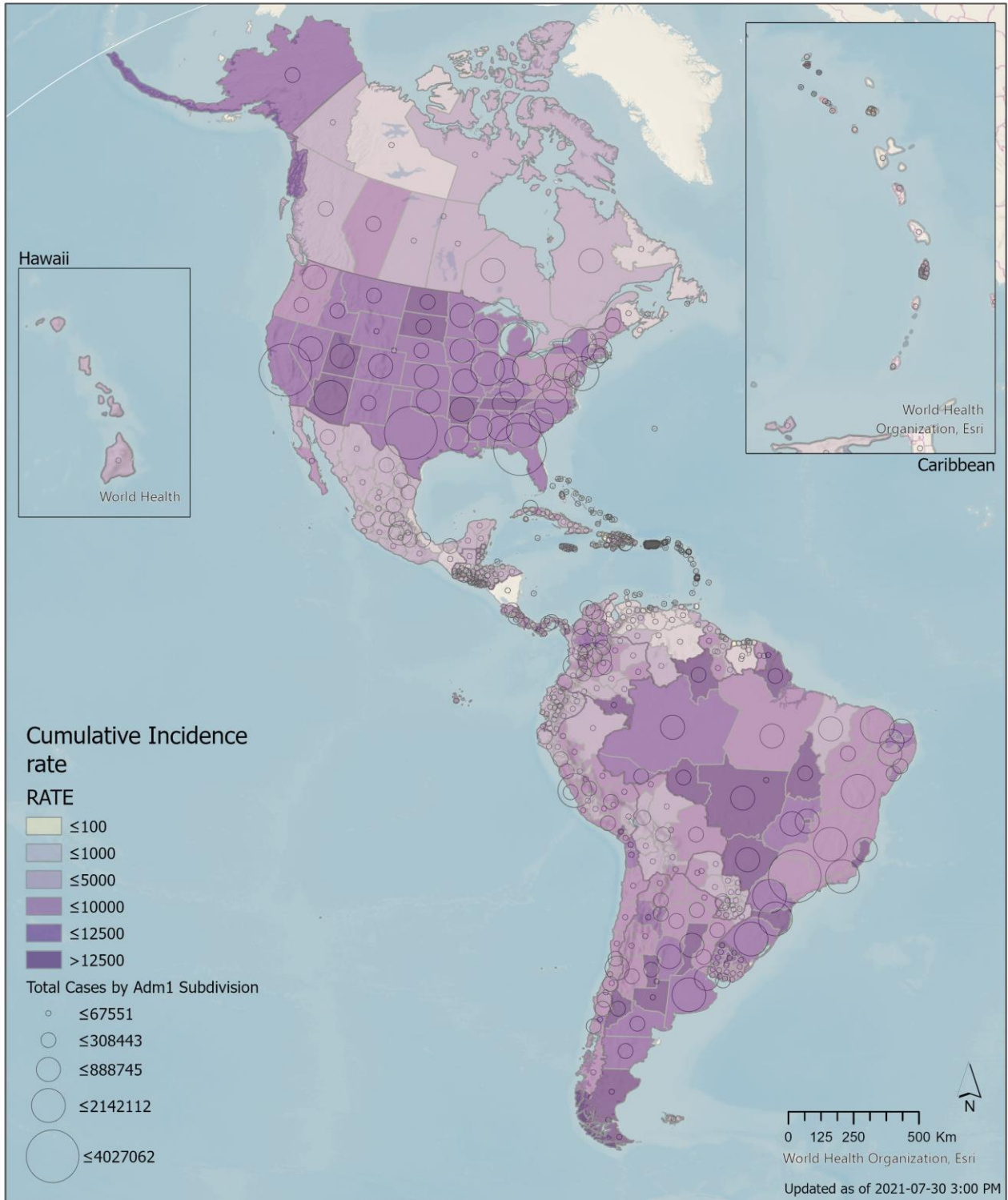
¹³ Reported to PAHO/WHO by the National IHR Focal Point of the United States on 3 May 2021

¹⁴ The Schengen Area includes Austria, Belgium, Czech Republic, Denmark, Estonia, Finland, France, Germany, Greece, Hungary, Iceland, Italy, Latvia, Liechtenstein, Lithuania, Luxembourg, Malta, Netherlands, Norway, Poland, Portugal, Slovakia, Slovenia, Spain, Sweden, and Switzerland

¹⁵ <https://bit.ly/36E1qZV>

¹⁶ <https://bit.ly/36E1qZV>

Map 1. Reported number of cumulative COVID-19 cases in the Region of the Americas and corresponding incidence rate (per 100,000 population) by country/territory. As of 30 July 2021.



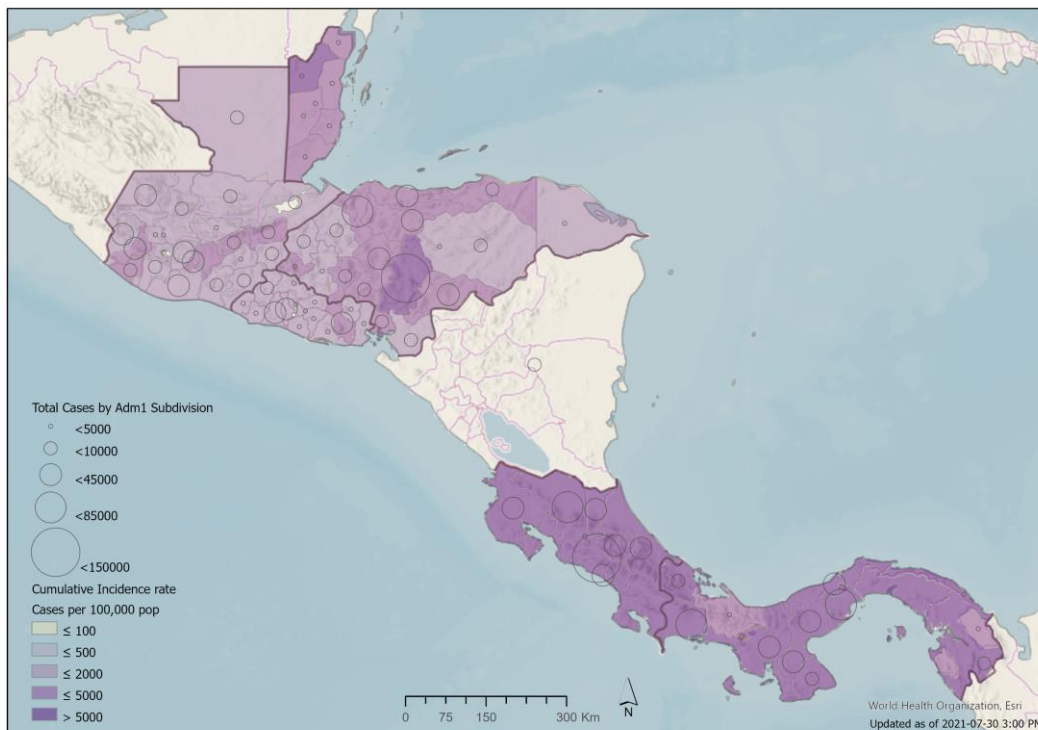
1

2



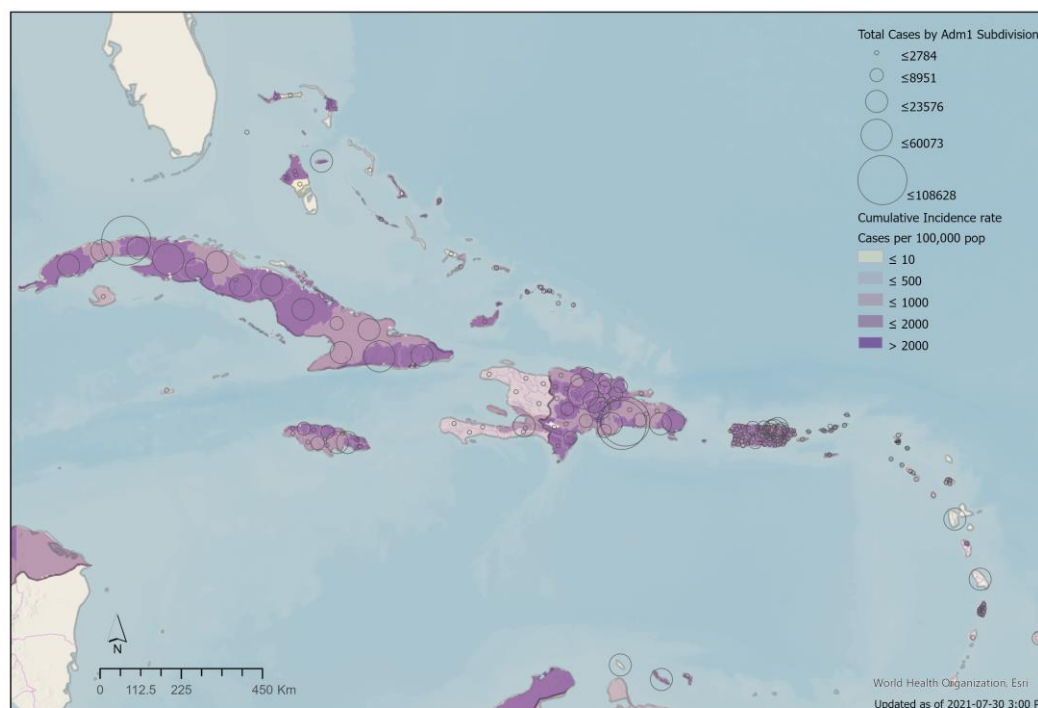
© Pan American Health Organization-World Health Organization 2021. All rights reserved.
 The designations employed and the presentation of the material in these maps do not imply the expression of any opinion whatsoever on the part of the Secretariat of the Pan American Health Organization concerning the legal status of any country, territory, city or area or of its authorities, or concerning the delimitation of its frontiers or boundaries. Dotted and dashed lines on maps represent approximate border lines for which there may not yet be full agreement.

Map 2. Reported number of cumulative COVID-19 cases in the Central American sub-region and corresponding incidence rate (per 100,000 population) by country/territory (sub-national level). As of 30 July 2021.

























































© Pan American Health Organization-World Health Organization 2021. All rights reserved.
 The designations employed and the presentation of the material in these maps do not imply the expression of any opinion whatsoever on the part of the Secretariat of the Pan American Health Organization concerning the legal status of any country, territory, city or area or of its authorities, or concerning the delimitation of its frontiers or boundaries. Dotted and dashed lines on maps represent approximate border lines for which there may not yet be full agreement.



















































Map 3. Reported number of cumulative COVID-19 cases in the Caribbean sub-region and corresponding incidence rate (per 100,000 population) by country/territory (sub-national level). As of 30 July 2021.



© Pan American Health Organization-World Health Organization 2021. All rights reserved.
 The designations employed and the presentation of the material in these maps do not imply the expression of any opinion whatsoever on the part of the Secretariat of the Pan American Health Organization concerning the legal status of any country, territory, city or area or of its authorities, or concerning the delimitation of its frontiers or boundaries. Dotted and dashed lines on maps represent approximate border lines for which there may not yet be full agreement.

COVID-19 situation reported by countries and territories in the Americas,
as of 30 July 2021
Updated as of 3 PM

Sub-Region	Country/Territory	Cases			Deaths			Transmission Type
		7 Day MA* Trend	Cummulative	7day % change	7 Day MA* Trend	Cummulative	7day % change	
North America	Canada		1,429,577	57%		26,575	-9%	Community transmission
	Mexico		2,810,097	25%		239,997	26%	Community transmission
	United States of America (the)		34,659,540	6%		607,505	12%	Community transmission
	Subtotal		38,899,214			874,077		
Central America	Belize		14,114	-11%		337	0%	Community transmission
	Costa Rica		405,206	-16%		5,013	5%	Community transmission
	El Salvador		86,620	61%		2,613	23%	Community transmission
	Guatemala		362,134	-13%		10,248	-4%	Community transmission
	Honduras		294,561	24%		7,793	41%	Community transmission
	Nicaragua		7,592	4%		195	0%	Community transmission
	Panama		433,545	-5%		6,798	21%	Community transmission
Subtotal		1,603,772			32,997			
South America	Argentina		4,905,925	1%		105,113	-14%	Community transmission
	Bolivia (the Plurinational State of)		471,958	-16%		17,784	3%	Community transmission
	Brazil		19,839,369	21%		554,497	-7%	Community transmission
	Chile		1,614,629	-16%		35,366	-13%	Community transmission
	Colombia		4,766,829	-32%		120,126	-24%	Community transmission
	Ecuador		485,673	-30%		31,549	-92%	Community transmission
	Paraguay		451,695	-32%		14,876	-2%	Community transmission
	Peru		2,108,595	-20%		196,214	-5%	Community transmission
	Uruguay		381,187	-32%		5,953	-17%	Community transmission
	Venezuela (Bolivarian Republic of)		303,797	-8%		3,558	11%	Community transmission
Subtotal		35,329,657			1,085,036			
Caribbean and Atlantic Ocean Islands	Anguilla		114	0%				Imported/Sporadic cases
	Antigua and Barbuda		1,303	150%		43	-100%	Clusters of cases
	Aruba		11,584	211%		109	-100%	Community transmission
	Bahamas (the)		14,545	6%		286	-14%	Clusters of cases
	Barbados		4,365	-48%		48	0%	Community transmission
	Bermuda		2,553	60%		33	0%	Imported/Sporadic cases
	Bonaire		1,678	-32%		17	0%	Community transmission

Caribbean and Atlantic Ocean Islands	Cayman Islands		642	-17%		2	0%	Imported/Sporadic cases
	Cuba		375,721	27%		2,693	19%	Community transmission
	Curacao		13,493	-9%		126	0%	Community transmission
	Dominica		210	-90%				Clusters of cases
	Dominican Republic (the)		341,510	-15%		3,956	19%	Community transmission
	Falkland Islands (the)		60	0%				No Cases
	French Guiana		30,040	-31%		185	0%	Community transmission
	Grenada		168	50%		1	0%	Imported/Sporadic cases
	Guadeloupe		18,313	0%		280	0%	Community transmission
	Guyana		22,372	6%		535	42%	Community transmission
	Haiti		20,125	-12%		552	-11%	Community transmission
	Jamaica		52,684	42%		1,187	-32%	Community transmission
	Martinique		21,753	0%		124	0%	Community transmission
	Montserrat		21	0%		1	0%	Imported/Sporadic cases
	Puerto Rico		145,487	27%		2,578	57%	Community transmission
	Saba		7	0%				No cases
	Saint Barthelemy		1,065	0%		1	0%	Clusters of cases
	Saint Kitts and Nevis		589	81%		3	0%	Community transmission
	Saint Lucia		5,567	15%		88	-100%	Community transmission
	Saint Martin		2,579	0%		30	0%	Community transmission
	Saint Pierre and Miquelon		28	-100%				Imported/Sporadic cases
	Saint Vincent and the Grenadines		2,291	54%		12	0%	Community transmission
	Sint Eustatius		20	0%				No cases
	Sint Maarten		2,760	59%		34	0%	Community transmission
Suriname		25,218	-9%		643	-29%	Community transmission	
Trinidad and Tobago		38,247	-6%		1,057	-20%	Community transmission	
Turks and Caicos		2,481	33%		18	0%	Clusters of cases	
Virgin Islands (UK)		2,500	34%		31	-47%	Community transmission	
Virgin Islands (US)		4,514	17%		36	-67%	Community transmission	
Subtotal			1,166,607			14,709		
Total			76,999,250			2,006,819		

* 7 Day Moving Average

Legend

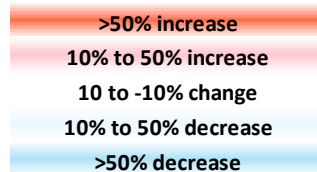


Table notes on the next page

NOTES: Case and death counts may include both confirmed and probable classifications depending on the reporting Member State.

- Antibody tests, including rapid diagnostic tests (RDTs) based on antibody detection, are not recommended for use by PAHO/WHO in clinical diagnosis. Antigen-detecting RDTs may be used following the WHO 11 September 2020 Guidance, available at: <https://bit.ly/2FxK2fs>
- Data is updated on a weekly basis for Guadeloupe, Martinique, Nicaragua, Saint Barthelemy, Saint Martin, and Saint Pierre and Miquelon.
- As of 11 November 2020, the previously aggregated Bonaire, Saba and Sint Eustatius are now being presented separately in the table.
- *A dispute exists between the Governments of Argentina and the United Kingdom of Great Britain and Northern Ireland concerning sovereignty over the Falkland Islands (the) (Malvinas)

Argentina: On 14 March 2021, due to daylight savings time observed in Eastern Standard Time zone, the Argentina data is no longer published by 3:00PM EST same day and is henceforth included in the following day table. Between 22 February and 14 March 2021, the data had corresponded to the same date.

Bahamas: According to the latest Bahamas Ministry of Health (MoH) publication, there are a total of 28 additional deaths under investigation, available at: <https://bit.ly/3wh84Aq>.

Ecuador: According to a 6 September Ecuador Ministry of Public Health press release, only cases confirmed by RT-PCR will be reported; previously, cases who tested positive by either RT-PCR or RDTs were reported, resulting in the exclusion of 8,956 cases. Available at: <https://bit.ly/3h2EWEA>.

El Salvador: Cumulative cases and deaths as published by the Government of El Salvador: <https://covid19.gob.sv/>. The government presents a retroactively adjusted epidemiological curve of daily cases on the same dashboard.

Guadeloupe: Deaths are aggregated for Guadeloupe, Saint Martin and Saint Barthelemy in Sante Publique France weekly publications; death counts for Guadeloupe are calculated subtracting deaths in Saint Martin and Saint Barthelemy. Available at: <https://bit.ly/39UMysd>.

Jamaica: According to the latest Jamaica Ministry of Health and Wellness press release, there are a total of 104 additional deaths under investigation, available at: <https://bit.ly/3qAwlJo>.

Mexico: On 1 June 2021, the Mexico Ministry of Health reported 4,272 deaths in 24 hours. Of these, 3,924 were reported in 2020 and the remaining were reported in 2021. Available at: <https://bit.ly/3pfdMA8>.

Nicaragua: Please note there are discrepancies with the data published by the Citizen's Observatory COVID-19 Nicaragua as of 23 July 2021. Available at: <https://bit.ly/3pw7ZVR>.

Peru: Aggregated case total as reported by the Peru MoH; latest disaggregated data available is 623,147 by RT-PCR + 545,617 by antigen tests + 939,109 by other RDTs. Antibody tests, including RDTs based on antibody detection, are not recommended for use by PAHO/WHO in clinical diagnosis. Antigen-detecting RDTs may be used following the WHO 11 September 2020 Guidance, available at: <https://bit.ly/3fjVKTM>. On 31 May 2021, the Government of Peru announced that, after revision, the death toll was 180,764 deaths as of 22 May 2021, available at: <https://bit.ly/3fyGj8V>. The number of cumulative deaths reported prior to the revision, on 30 May, was 69,342, available at: <https://bit.ly/3pkar2U>.

Puerto Rico: Aggregated case total as reported by the Puerto Rico Department of Health (DoH); 126,158 were positive by RT-PCR and 19,329 were positive by antigen tests; previously, cases who tested positive by either RT-PCR or serological RDTs were reported, resulting in the exclusion of 33,965 cases. Available at: <https://bit.ly/3AXY7KU>.

United States of America: Case and death counts include both confirmed and probable classifications, as published on the U.S. Centers for Disease Control and Prevention (US CDC) website on 30-July. Excludes American Samoa, Federated States of Micronesia, Guam, Commonwealth of the Northern Marianas, Puerto Rico, Palau, Republic of Marshall Islands and the United

States Virgin Islands. Case and death counts may differ from other US CDC data sources because these are provisional counts which are subject to change, including updates to data reported previously, adjustments can occur. Sources: <https://bit.ly/2RSpap5> and <https://bit.ly/2RVI2n6>.

Uruguay: According to the latest Uruguay Ministry of Public Health report, the total notes 15 positive cases reported in the last 24 hours were excluded from the total. Available at: <https://bit.ly/3l8tflw>.

DATA ADJUSTMENTS: Differences in the total number of cases and/or deaths and respective % increases reflect the following adjustment(s):

Ecuador: Cases and deaths were retrospectively adjusted for 29 July 2021 to align with the Ecuador Ministry of Health indicating 485,673 cases including 31,549 deaths. Available at: <https://bit.ly/3C1RhVs>.

Guatemala: Cases and deaths were retrospectively adjusted for 29 July 2021 to align with the Guatemala Ministry of Health indicating 362,134 cases including 10,248 deaths. Available at: <https://bit.ly/378WDQj>.

Haiti: Cases and deaths were retrospectively adjusted for 27-28 July 2021 to align with the Haiti Ministry of Health data from 27-28 July indicating 20,116 and 20,125 cases including 552 and 552 deaths, respectively. Available at: <https://bit.ly/3BX8leW> and <https://bit.ly/3yh4E1o>.

Martinique: The Martinique Regional Health Agency (ARS) started releasing daily updates. Cases and deaths were retrospectively adjusted for 29 July 2021 to align with the Martinique ARS indicating 21,036 cases including 116 deaths. Available at: <https://bit.ly/3BXPtMS>.

United States: The US CDC released additional data after the 3pm cut off. Cases and deaths were retrospectively adjusted for 29 July 2021 to align with the US CDC indicating 34,579,972 cases including 607,136 deaths.