

Region of the Americas Update

3 PM WDC. 23 July 2021

Last 24 hours *

181,173	Additional cases
3,388	Additional deaths
0.24%	Relative increase in cases
0.17%	Relative increase in deaths
39	Countries/territories reporting new cases
28	Countries/territories reporting new deaths

Highest numbers of cases & deaths in the last 24 hrs.

Cases (≥ 1,000)

United States	63,988
Brazil	49,757
Mexico	16,244
Argentina	13,500
Colombia	12,576
Cuba	7,784
Guatemala	3,275
Costa Rica	1,802
Peru	1,711
Chile	1,645
Panama	1,250
Honduras	1,188

Deaths (≥ 100)

Brazil	1,412
United States	426
Mexico	419
Colombia	354
Argentina	256
Peru	118

COVID-19 – Highlights

1. The **United States of America** [published Changes in Influenza and Other Respiratory Virus Activity During the COVID-19 Pandemic](#). The COVID-19 pandemic and subsequent implementation of nonpharmaceutical interventions (e.g., cessation of global travel, mask use, physical distancing, and staying home) reduced transmission of some viral respiratory pathogens. In the United States, influenza activity decreased in March 2020, was historically low through the summer of 2020, and remained low during October 2020–May 2021 with <0.4% of respiratory specimens with positive test results for each week of the season.
2. On 22 July 2021, the **Brazil Ministry of Health** [announced](#) the arrival of 1 million doses of the Pfizer COVID-19 vaccines. The shipment is part of the 6.2 million immunizations that are being delivered by the laboratory.

Starting the weekend of 26 June 2021, the PAHO COVID-19 daily situation reports will no longer be published on Saturdays and Sundays. The reports will continue to be published during the workweek – Monday through Friday – at the regularly scheduled time, with the exception of any official holidays observed by PAHO in Washington, DC

Region of the Americas

75,749,045 cases

1,986,453 deaths

56

countries/areas/territories affected.

Global

192,683,135 cases

4,140,328 deaths

236

countries/areas/territories affected.

Total cases, deaths & CFR (%) among PAHO countries/territories with ≥ 140,000 cumulative cases.

Country/Territory	Cases	Deaths	CFR (%)
United States of America	34,156,702	605,366	1.8%
Brazil	19,523,711	547,016	2.8%
Argentina	4,812,351	103,074	2.1%
Colombia	4,692,570	117,836	2.5%
Mexico	2,709,739	237,626	8.8%
Peru	2,099,522	195,547	9.3%
Chile	1,606,358	34,875	2.2%
Canada	1,425,097	26,526	1.9%
Ecuador	480,720	30,797	6.4%
Bolivia	466,318	17,576	3.8%
Paraguay	447,864	14,501	3.2%
Panama	426,849	6,730	1.6%
Costa Rica	397,469	4,933	1.2%
Uruguay	379,911	5,913	1.6%
Guatemala	347,496	10,063	2.9%
Dominican Republic	339,302	3,931	1.2%
Cuba	316,383	2,203	0.7%
Venezuela	296,863	3,443	1.2%
Honduras	285,375	7,558	2.6%
Puerto Rico	143,132	2,567	1.8%

*Numbers may vary due to differences in reporting times.

Information current as of 23 July 2021, 15h00 EDT – Highlighted in grey: Updates with respect to the information published on 16 July 2021

Based on viral genomic sequencing, on 14 December 2020, the authorities of the United Kingdom reported to WHO a SARS-CoV-2 variant known as Alpha; on 18 December 2020, the authorities of the Republic of South Africa reported to WHO a SARS-CoV-2 variant known as Beta; and, on 13 January 2021, the authorities of Brazil reported to WHO a SARS-CoV-2 variant known as Gamma. SARS-CoV-2 variants Alpha, Beta, and Gamma are defined as Variants of Concern (VOC), together with variant Delta, identified in India in October 2020.¹

Starting on 18 December 2020, WHO shared that information with authorities across the globe about SARS-CoV-2 VOC and Variants of Interest (VOI), through dedicated channels established under the International Health Regulations (IHR), as well with the public through the WHO web site.^{2,3,4}

International traffic-related measures adopted by States Parties in the Americas in response to the detection of SARS-CoV-2 variants

The table below summarizes international traffic-related measures adopted by States Parties to the IHR in the Region of the Americas in response to the detection of SARS-CoV-2 variants. Measures adopted are consistent with current Temporary Recommendations,⁵ issued by the Director-General of WHO in the context of the Public Health Emergency of International Concern (PHEIC), determined on 30 January 2020 according to IHR provisions.

State Party issuing measures	Hyperlinked description of measures and language of publication ⁶	Date information about measures published on governmental web pages/social media accounts	State/s Party/ies concerned by measures issued
Antigua and Barbuda	English	01-Jun-21	Brazil, India, Republic of South Africa
Argentina	Spanish Spanish	20-Dec-20 25-Mar-21 25-Jun-21	United Kingdom Brazil, Chile, Mexico, United Kingdom Extension - Inclusion of Turkey and African countries; and limitation to 600 persons of volume of incoming travelers by air admitted daily (link 1 and link 2)
Barbados	English English	26-Apr-21 17-Jul-21	Brazil, India, Republic of South Africa Argentina, Angola, Bangladesh, Bolivia, Botswana, Brazil, Chile, Djibouti, Equatorial Guinea, Georgia, Eswatini, Haiti, Hong Kong, India, Iran, Kenya, Lesotho, Madagascar, Malawi, Malaysia, Mozambique, Nepal, Pakistan, Paraguay, Peru, Philippines, Portugal, Qatar, Reunion, Republic of the Congo, Singapore, South Africa,

¹ <https://www.who.int/en/activities/tracking-SARS-CoV-2-variants/>

² <https://www.who.int/csr/don/21-december-2020-sars-cov-2-variant-united-kingdom/en/>

³ <https://www.who.int/csr/don/31-december-2020-sars-cov-2-variants/en/>

⁴ Coronavirus disease (COVID-19) Weekly Epidemiological Update and Weekly Operational Update:

<https://www.who.int/emergencies/diseases/novel-coronavirus-2019/situation-reports>

⁵ <https://tinyurl.com/49x5pvja>

State Party issuing measures	Hyperlinked description of measures and language of publication ⁶	Date information about measures published on governmental web pages/social media accounts	State/s Party/ies concerned by measures issued
			Suriname, Tunisia, Uganda, Uruguay, Vietnam, Zambia, and Zimbabwe
Belize	English	25-Jun-21 (?)	Bangladesh, India
Bermuda, Overseas Territory of the United Kingdom	English	26-Apr-21	Brazil, India, Republic of South Africa
Bolivia	Spanish	22-Dec-20 06-Jan-21 15-Feb-21 17-Mar-21 01-Apr-21	All European countries Extension
Brazil	Portuguese Portuguese Portuguese	25-Dec-20 25-Jan-21 14-May-21	United Kingdom Republic of South Africa, United Kingdom Extension, and inclusion of India
Canada ⁷	English English ⁸	19-Feb-21 21-Jun-21 16-Jul-21	All countries India Extension ⁹
Chile	Spanish	24-Jun-21 12-Jul-21	Countries with community transmission and/or where VOC are circulating Extension
Dominican Republic	Spanish	28-Jun-21	Australia, Brazil, Democratic Republic of Congo, India, Indonesia, Iran, Iraq, Kuwait, Monaco, Republic of Ireland, Republic of South Africa, Saint Vincent and the Grenadines, Senegal, Sweden, Syria, Thailand, Tunisia, United Kingdom
Ecuador	Spanish	06-Apr-21	Brazil
Grenada**	English	14-Jul-21	
Guatemala	Spanish	16-Apr-21 24-May-21	Brazil, Republic of South Africa, United Kingdom Amendment
Honduras	Spanish	11-Jun-21	Republic of South Africa, United Kingdom,

⁷ On ~~21 June 2021~~ 22 July 2021, the National IHR Focal Point of Canada also reported to PAHO/WHO the adjustments and extensions of international traffic-related measures, as reported in previous weekly accounts, as well as the introduction on additional ones, available at: <https://www.canada.ca/en/immigration-refugees-citizenship/services/coronavirus-covid19/travel-restrictions-exemptions.html> <https://travel.gc.ca/travel-covid>

⁸ Also reported to PAHO/WHO by the National IHR Focal Point of Canada

⁹ Also reported to PAHO/WHO by the National IHR Focal Point of Canada

State Party issuing measures	Hyperlinked description of measures and language of publication ⁶	Date information about measures published on governmental web pages/social media accounts	State/s Party/ies concerned by measures issued
Jamaica	English	03-Apr-21 05-May-21 ¹⁰ 30-Jun-21	Argentina, Brazil, Chile, Colombia, Paraguay, Peru, United Kingdom Extension - Inclusion of India, Trinidad and Tobago, and exclusion of United Kingdom Extension
Panama	Spanish Spanish Spanish	21-Dec-20 29-Mar-21 29-Apr-21	Republic of South Africa, United Kingdom South America Extensions and modifications, with inclusion of India, of all the above
Peru	Spanish	18-Jun-21 01-Jul-21 13-Jul-21	Brazil, India, Republic of South Africa Extension Extension
Saint Kitts and Nevis*	English	9-Jun-21	Brazil, India, Republic of South Africa, United Kingdom
Trinidad and Tobago	English	21-Dec-20	United Kingdom
United States ^{11,12}	English English English English ¹³	24-Dec-20 12-Jan-21 25-Jan-21 30-Apr-21	United Kingdom All countries Brazil, United Kingdom, Republic of Ireland, Republic of South Africa, Schengen Area ¹⁴ India

***Saint Kitts and Nevis:** Effective 29 May 2021, full vaccination against COVID-19 is the condition for granting entry (<https://www.stkittstourism.kn/>), contravening both, current Temporary Recommendations,¹⁵ as well as Articles 35 and 36 of the IHR.

****Grenada:** Effective 31 July 2021, full vaccination against COVID-19 is the condition for granting entry to non-national (<https://covid19.gov.gd/>), contravening both, current Temporary Recommendations,¹⁶ as well as Articles 35 and 36 of the IHR.

¹⁰ Rationale underpinning measures adopted provided by the National IHR Focal Point of Jamaica on 20 May 2021

¹¹ Also reported to PAHO/WHO by the National IHR Focal Point of the United States

¹² On ~~21 June 2021~~ 21 July 2021, the Government of the United States extended the international traffic-related measures, as reported in previous weekly accounts, available at: <https://ca.usembassy.gov/covid-19-information-canada-3/>, and <https://mx.usembassy.gov/travel-restrictions-fact-sheet/>, <https://trumpwhitehouse.archives.gov/presidential-actions/proclamation-suspension-entry-immigrants-nonimmigrants-persons-pose-risk-transmitting-2019-novel-coronavirus/>, and <https://trumpwhitehouse.archives.gov/presidential-actions/proclamation-suspension-entry-immigrants-nonimmigrants-certain-additional-persons-pose-risk-transmitting-coronavirus/>

¹³ Reported to PAHO/WHO by the National IHR Focal Point of the United States on 3 May 2021

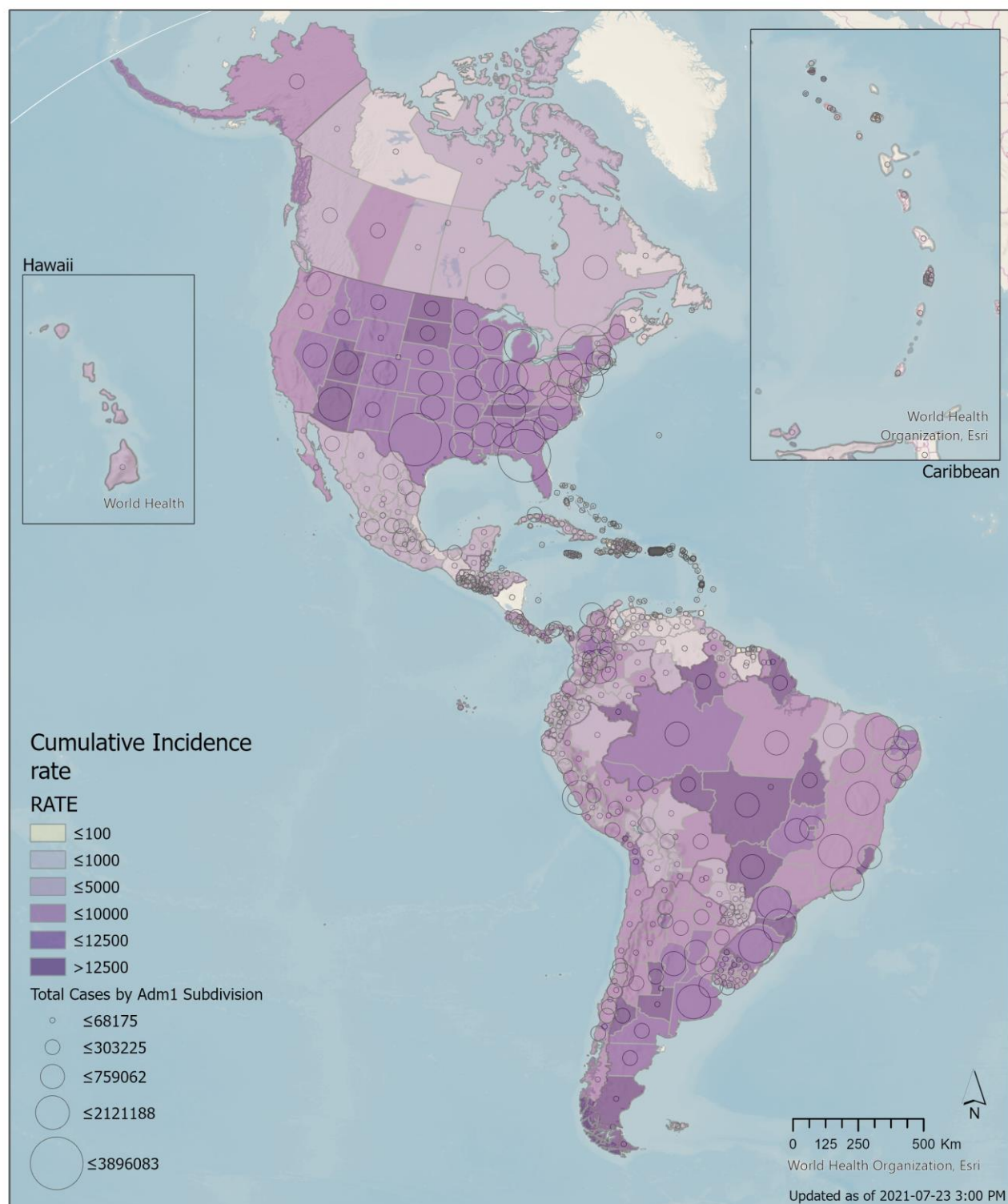
¹⁴ The Schengen Area includes Austria, Belgium, Czech Republic, Denmark, Estonia, Finland, France, Germany, Greece, Hungary, Iceland, Italy, Latvia, Liechtenstein, Lithuania, Luxembourg, Malta, Netherlands, Norway, Poland, Portugal, Slovakia, Slovenia, Spain, Sweden, and Switzerland

¹⁵ <https://bit.ly/36E1qZV>

¹⁶ <https://bit.ly/36E1qZV>

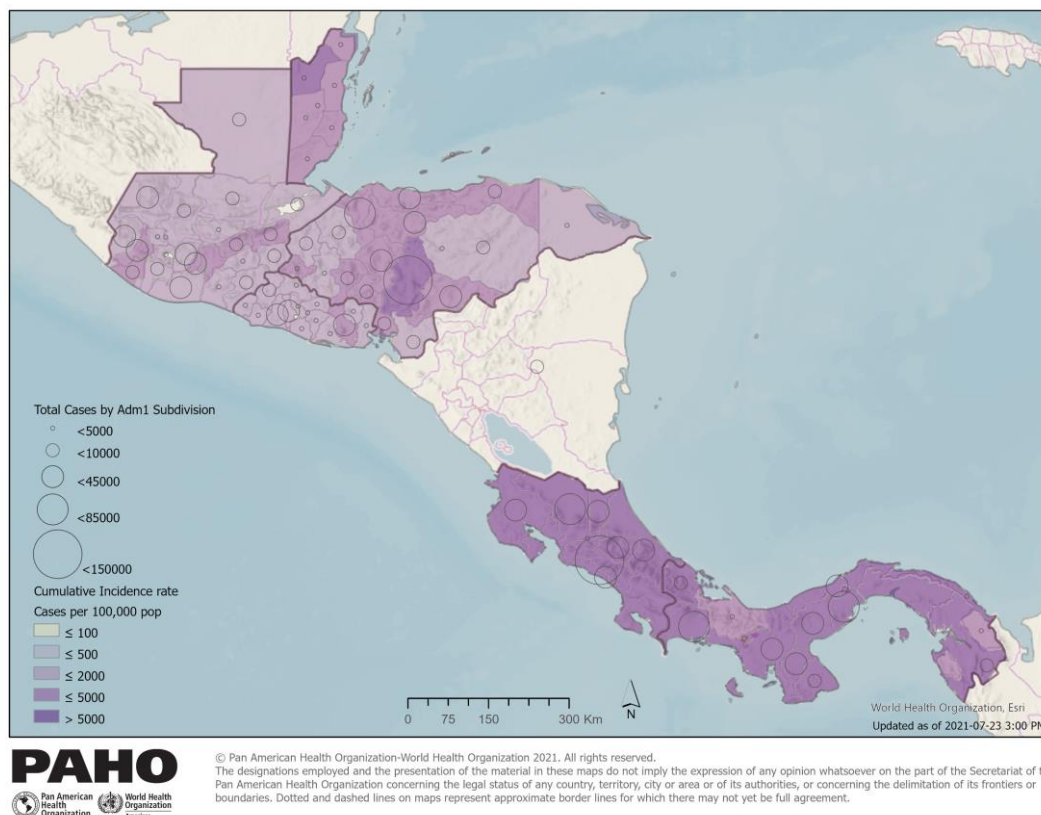
International traffic-related measures adopted by States Parties outside the Region of the Americas, including those in response to the detection of SARS-CoV-2 variants, are periodically published on the WHO secure [Event Information Site](#) (EIS), established pursuant to IHR provisions and accessible to National IHR Focal Points.

Map 1. Reported number of cumulative COVID-19 cases in the Region of the Americas and corresponding incidence rate (per 100,000 population) by country/territory. As of 23 July 2021

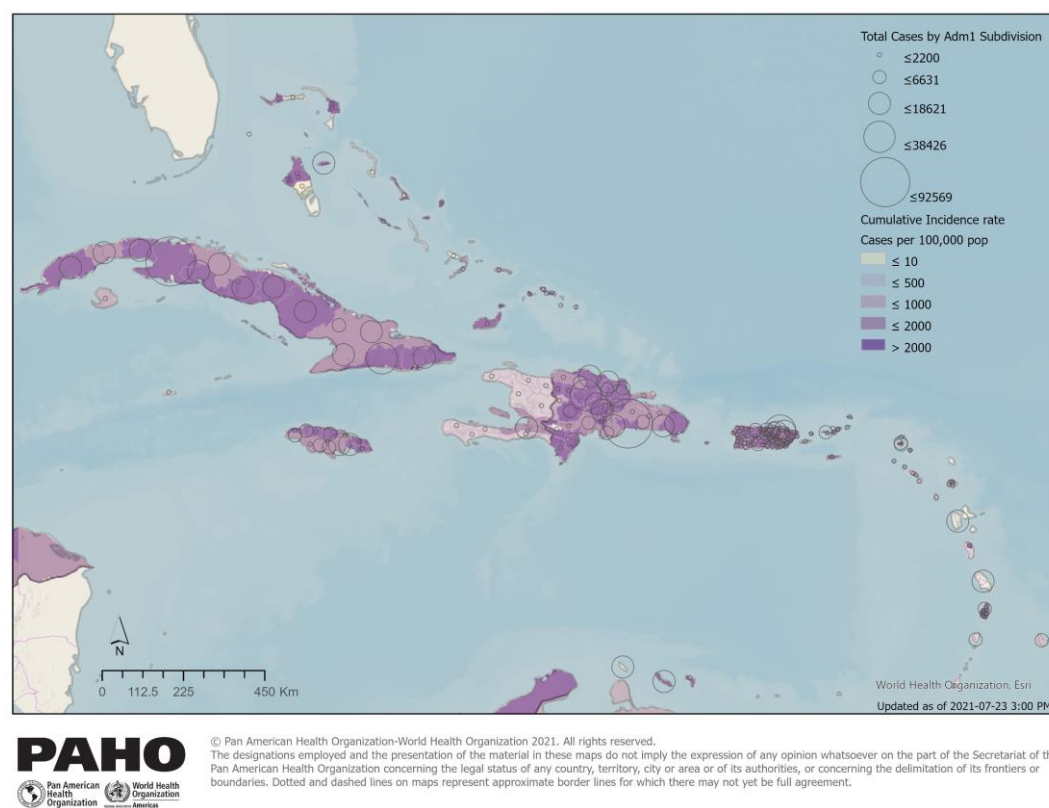


© Pan American Health Organization-World Health Organization 2021. All rights reserved.
The designations employed and the presentation of the material in these maps do not imply the expression of any opinion whatsoever on the part of the Secretariat of the Pan American Health Organization concerning the legal status of any country, territory, city or area or of its authorities, or concerning the delimitation of its frontiers or boundaries. Dotted and dashed lines on maps represent approximate border lines for which there may not yet be full agreement.





























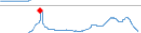

























Map 2. Reported number of cumulative COVID-19 cases in the Central American sub-region and corresponding incidence rate (per 100,000 population) by country/territory (sub-national level). As of 23 July 2021

















































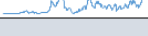



Map 3. Reported number of cumulative COVID-19 cases in the Caribbean sub-region and corresponding incidence rate (per 100,000 population) by country/territory (sub-national level). As of 23 July 2021



COVID-19 situation reported by
countries and territories in the Americas,
as of 23 July 2021
Updated as of 3 PM

Sub-Region	Country/Territory	Cases			Deaths			Transmission Type
		7 Day MA* Trend	Cummulative	7day % change	7 Day MA* Trend	Cummulative	7day % change	
North America	Canada		1,425,097	-7%		26,526	-19%	Community transmission
	Mexico		2,709,739	30%		237,626	47%	Community transmission
	United States of America (the)		34,156,702	132%		605,366	-1%	Community transmission
	Subtotal		38,291,538			869,518		
Central America	Belize		13,893	48%		332	-100%	Community transmission
	Costa Rica		397,469	-2%		4,933	-22%	Community transmission
	El Salvador		84,144	-8%		2,538	39%	Community transmission
	Guatemala		347,496	3%		10,063	-16%	Community transmission
	Honduras		285,375	16%		7,558	-16%	Community transmission
	Nicaragua		7,313	20%		194	0%	Community transmission
	Panama		426,849	-5%		6,730	-20%	Community transmission
	Subtotal		1,562,539			32,348		
South America	Argentina		4,812,351	-14%		103,074	-15%	Community transmission
	Bolivia (the Plurinational State of)		466,318	-19%		17,576	-19%	Community transmission
	Brazil		19,523,711	-13%		547,016	-8%	Community transmission
	Chile		1,606,358	-31%		34,875	-16%	Community transmission
	Colombia		4,692,570	-18%		117,836	-18%	Community transmission
	Ecuador		480,720	-9%		30,797	6692%	Community transmission
	Paraguay		447,864	-29%		14,501	-3%	Community transmission
	Peru		2,099,522	-18%		195,547	-25%	Community transmission
	Uruguay		379,911	-32%		5,913	-48%	Community transmission
	Venezuela (Bolivarian Republic of)		296,863	1%		3,443	21%	Community transmission
	Subtotal		34,806,188			1,070,578		
Caribbean and Atlantic Ocean Islands	Anguilla		113	0%				Imported/Sporadic cases
	Antigua and Barbuda		1,278	400%		43	0%	Clusters of cases
	Aruba		11,292	154%		109	0%	Community transmission
	Bahamas (the)		13,781	11%		274	-95%	Clusters of cases
	Barbados		4,319	-20%		48	-100%	Community transmission
	Bermuda		2,537	67%		33	0%	Imported/Sporadic cases
	Bonaire		1,663	69%		17	0%	Community transmission

Caribbean and Atlantic Ocean Islands	Cayman Islands		632	140%		2	0%	Imported/Sporadic cases
	Cuba		316,383	5%		2,203	24%	Community transmission
	Curacao		13,038	190%		126	0%	Community transmission
	Dominica		209	400%				Clusters of cases
	Dominican Republic (the)		339,302	-39%		3,931	-32%	Community transmission
	Falkland Islands (the)		60	0%				No Cases
	French Guiana		29,533	40%		174	83%	Community transmission
	Grenada		165	100%		1	0%	Imported/Sporadic cases
	Guadeloupe		17,982	-100%		278	-100%	Community transmission
	Guyana		21,807	3%		518	-40%	Community transmission
	Haiti		19,783	-67%		526	-66%	Community transmission
	Jamaica		51,686	69%		1,168	-3%	Community transmission
	Martinique		14,964	-100%		102	-100%	Community transmission
	Montserrat		21	-100%		1	0%	Imported/Sporadic cases
	Puerto Rico		143,132	139%		2,567	0%	Community transmission
	Saba		7	0%				No cases
	Saint Barthelemy		1,057	-100%		1	0%	Clusters of cases
	Saint Kitts and Nevis		560	-33%		3	0%	Community transmission
	Saint Lucia		5,507	-36%		88	-50%	Community transmission
	Saint Martin		2,523	-100%		30	-100%	Community transmission
	Saint Pierre and Miquelon		28	0%				Imported/Sporadic cases
	Saint Vincent and the Grenadines		2,271	-24%		12	0%	Community transmission
	Sint Eustatius		20	0%				No cases
	Sint Maarten		2,698	50%		34	0%	Community transmission
	Suriname		24,573	-18%		626	-38%	Community transmission
	Trinidad and Tobago		36,884	23%		1,018	7%	Community transmission
	Turks and Caicos		2,461	-6%		18	0%	Clusters of cases
	Virgin Islands (UK)		2,210	-74%		23	200%	Community transmission
	Virgin Islands (US)		4,301	36%		35	0%	Community transmission
	Subtotal		1,088,780			14,009		
Total			75,749,045			1,986,453		

* 7 Day Moving Average

Legend

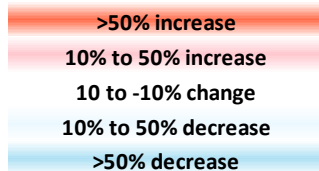


Table notes on the next page

NOTES: Case and death counts may include both confirmed and probable classifications depending on the reporting Member State.

- Antibody tests, including rapid diagnostic tests (RDTs) based on antibody detection, are not recommended for use by PAHO/WHO in clinical diagnosis. Antigen-detecting RDTs may be used following the WHO 11 September 2020 Guidance, available at: <https://bit.ly/2FxK2fs>
- Data is updated on a weekly basis for Guadeloupe, Martinique, Nicaragua, Saint Barthelemy, Saint Martin, and Saint Pierre and Miquelon.
- As of 11 November 2020, the previously aggregated Bonaire, Saba and Sint Eustatius are now being presented separately in the table.
- *A dispute exists between the Governments of Argentina and the United Kingdom of Great Britain and Northern Ireland concerning sovereignty over the Falkland Islands (the) (Malvinas)

Argentina: On 14 March 2021, due to daylight savings time observed in Eastern Standard Time zone, the Argentina data is no longer published by 3:00PM EST same day and is henceforth included in the following day table. Between 22 February and 14 March 2021, the data had corresponded to the same date.

Bahamas: According to the latest Bahamas Ministry of Health (MoH) publication, there are a total of 22 additional deaths under investigation, available at: <https://bit.ly/3wh84Aq>.

Ecuador: According to a 6 September Ecuador Ministry of Public Health press release, only cases confirmed by RT-PCR will be reported; previously, cases who tested positive by either RT-PCR or RDTs were reported, resulting in the exclusion of 8,956 cases. Available at: <https://bit.ly/3h2EWEA>.

El Salvador: Cumulative cases and deaths as published by the Government of El Salvador: <https://covid19.gob.sv/>. The government presents a retroactively adjusted epidemiological curve of daily cases on the same dashboard.

Guadeloupe: Deaths are aggregated for Guadeloupe, Saint Martin and Saint Barthelemy in Sante Publique France weekly publications; death counts for Guadeloupe are calculated subtracting deaths in Saint Martin and Saint Barthelemy. Available at: <https://bit.ly/39UMysd>.

Jamaica: According to the latest Jamaica Ministry of Health and Wellness press release, there are a total of 103 additional deaths under investigation, available at: <https://bit.ly/3qAwIJo>.

Mexico: On 1 June 2021, the Mexico Ministry of Health reported 4,272 deaths in 24 hours. Of these, 3,924 were reported in 2020 and the remaining were reported in 2021. Available at: <https://bit.ly/3pfdMA8>.

Nicaragua: Please note there are discrepancies with the data published by the Citizen's Observatory COVID-19 Nicaragua as of 16 July 2021. Available at: <https://bit.ly/3pw7ZVR>.

Peru: Aggregated case total as reported by the Peru MoH; latest disaggregated data available is 621,100 by RT-PCR + 540,431 by antigen tests + 937,991 by other RDTs. Antibody tests, including RDTs based on antibody detection, are not recommended for use by PAHO/WHO in clinical diagnosis. Antigen-detecting RDTs may be used following the WHO 11 September 2020 Guidance, available at: <https://bit.ly/3fjVKTM>. On 31 May 2021, the Government of Peru announced that, after revision, the death toll was 180,764 deaths as of 22 May 2021, available at: <https://bit.ly/3fyGi8V>. The number of cumulative deaths reported prior to the revision, on 30 May, was 69,342, available at: <https://bit.ly/3pkar2U>.

Puerto Rico: Aggregated case total as reported by the Puerto Rico Department of Health (DoH); 124,902 were positive by RT-PCR and 18,230 were positive by antigen tests; previously, cases who tested positive by either RT-PCR or serological RDTs were reported, resulting in the exclusion of 33,965 cases. Available at: <https://bit.ly/3AXY7KU>.

United States of America: Case and death counts include both confirmed and probable classifications, as published on the U.S. Centers for Disease Control and Prevention (US CDC) website on 23-July. Excludes American Samoa, Federated States of Micronesia, Guam, Commonwealth of the Northern Marianas, Puerto Rico, Palau, Republic of Marshall Islands and the United

States Virgin Islands. Case and death counts may differ from other US CDC data sources because these are provisional counts which are subject to change, including updates to data reported previously, adjustments can occur. Sources: <https://bit.ly/2RSpap5> and <https://bit.ly/2RVI2n6>.

Uruguay: According to the latest Uruguay Ministry of Public Health report, the total notes 08 positive cases reported in the last 24 hours were excluded from the total. Available at: <https://bit.ly/3x4XpI1>.

DATA ADJUSTMENTS: Differences in the total number of cases and/or deaths and respective % increases reflect the following adjustment(s):

Ecuador: Cases were retrospectively adjusted for 22 July 2021 to align with the Ecuador government data indicating 479,784 cases and 30,777 deaths. Available at: <https://bit.ly/36ShirQ>.

Haiti: Cases and deaths were retrospectively adjusted for 19 July 2021 to align with the Haiti Ministry of Health indicating 19,783 cases including 526 deaths. Available at: <https://bit.ly/3zrCvVI>.

Saint Lucia: Cases were retrospectively adjusted for 19-20 July 2021 to align with the Saint Lucia Ministry of Health indicating 5,480 and 5,481 cases, respectively. Available at: <https://bit.ly/3hYAf2g> and <https://bit.ly/3rvyIYx>.

Suriname: Deaths were retrospectively adjusted for 10 July 2021 to align with the Suriname Ministry of Health indicating 568 deaths.