

3 PM WDC. 22 July 2021

Region of the Americas Update

Last 24 hours *

176,518	Additional cases
3,566	Additional deaths
0.23%	Relative increase in cases
0.18%	Relative increase in deaths
39	Countries/territories reporting new cases
25	Countries/territories reporting new deaths

Highest numbers of cases & deaths in the last 24 hrs.

Cases (≥ 1,000)

United States of	55,209
Brazil	54,517
Mexico	15,198
Argentina	14,632
Colombia	11,244
Cuba	7,745
Guatemala	3,364
Chile	1,859
Peru	1,798
Costa Rica	1,532
Honduras	1,501
El Salvador	1,292
Bolivia	1,174

Deaths (≥ 100)

Brazil	1,424
Argentina	437
United States	405
Mexico	397
Colombia	351
Chile	181

COVID-19 – Highlights

- As of 22 July 2021, the **United States of America** has experienced a 134% increase in the 7-day percent change for cases. As COVID-19 cases increase among unvaccinated individuals, and in areas where the Delta variant is surging, the **US Department of Health and Human Services (HHS)** will invest more than \$1.6 billion to expand activities related to testing aiming to mitigate outbreaks in congregate settings. Full report [here](#).
- On 22 July 2021, the **Honduras Ministry of Health** [announced](#) the arrival of 1.5 million doses of Moderna COVID-19 vaccines, donated from the United States of America.

Starting the weekend of 26 June 2021, the PAHO COVID-19 daily situation reports will no longer be published on Saturdays and Sundays. The reports will continue to be published during the workweek – Monday through Friday – at the regularly scheduled time, with the exception of any official holidays observed by PAHO in Washington, DC

Region of the Americas

75,566,682 cases

1,983,037 deaths

56

countries/areas/territories affected.

Global

192,118,751 cases

4,131,626 deaths

236

countries/areas/territories affected.

Total cases, deaths & CFR (%) among PAHO countries/territories with ≥ 140,000 cumulative cases.

Country/Territory	Cases	Deaths	CFR (%)
United States of America	34,092,714	604,940	1.8%
Brazil	19,473,954	545,604	2.8%
Argentina	4,798,851	102,818	2.1%
Colombia	4,679,994	117,482	2.5%
Mexico	2,693,495	237,207	8.8%
Peru	2,097,811	195,429	9.3%
Chile	1,604,713	34,792	2.2%
Canada	1,424,715	26,512	1.9%
Ecuador	478,615	30,752	6.4%
Bolivia	465,351	17,546	3.8%
Paraguay	447,146	14,446	3.2%
Panama	425,599	6,723	1.6%
Costa Rica	395,667	4,925	1.2%
Uruguay	379,613	5,905	1.6%
Guatemala	344,221	10,029	2.9%
Dominican Republic	338,902	3,931	1.2%
Cuba	308,599	2,137	0.7%
Venezuela	295,746	3,426	1.2%
Honduras	284,187	7,535	2.7%
Puerto Rico	142,359	2,566	1.8%

*Numbers may vary due to differences in reporting times.

Spotlight – Multisystem inflammatory system in children and adolescents (MIS-C):

Since the first cases of multisystem inflammatory syndrome in children and adolescents temporally related to COVID-19 (MIS-C) reported in the Region of the Americas and until 22 July 2021 10:00 EST, there are 24 countries/territories that have officially reported to PAHO/WHO or through an official website a total of 6,681 confirmed cases of MIS-C, including 135 deaths (see Table below; updated counts are designated in red). Compared to the previous weekly update, 281 new cases (2% relative increase), 4 new deaths, and one new country (**Venezuela**) were reported. The additional cases and deaths since the previous weekly update were reported in 7 countries: **Brazil** (78 confirmed cases, 3 deaths), **Canada** (3 confirmed cases), **Colombia** (1 fatal confirmed case), **Costa Rica** (3 confirmed cases), **Ecuador** (2 confirmed cases), **Peru** (1 confirmed case) and **Venezuela** (the first reported 195 confirmed cases). Two fewer cases were reported in the **Dominican Republic** following a retrospective adjustment. The United States of America and Brazil account for 80% of the total confirmed cases and 79% of the total confirmed deaths officially reported within the Region of the Americas. Additionally, as of 22 July, there remain a total of 22 countries/territories that have officially reported there have been no cases detected.

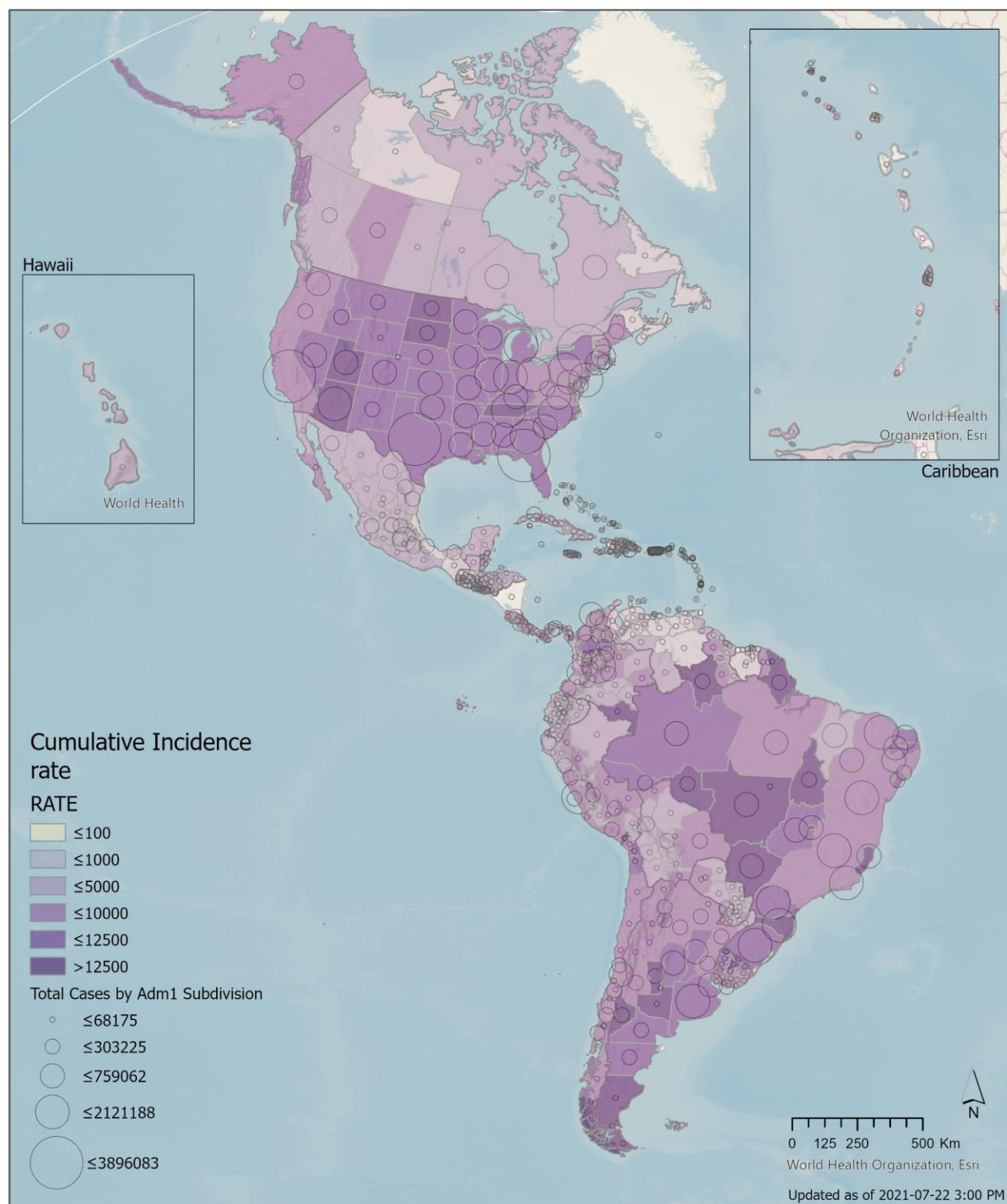
Table 1: Cumulative cases and deaths of Multisystem inflammatory syndrome (MIS) among children and adolescents reported by countries and territories in the Americas - May 2020 – 22 July 2021

	Country/Territory	Confirmed Cases	Confirmed Deaths
North America	Canada	131	0
	United States of America (the)	4,274	37
	Subtotal	4,405	37
Central America	Costa Rica	37	0
	El Salvador	19	0
	Guatemala	2	0
	Honduras	3	0
	Panama	81	2
	Subtotal	142	2
South America	Argentina	189	1
	Bolivia	1	1
	Brazil	1,101	69
	Chile	340	5
	Colombia	9	5
	Ecuador	13	0
	Paraguay	107	8
	Peru	4	0
	Venezuela	195	0
	Subtotal	1,959	89
Caribbean and Atlantic Ocean Islands	Barbados	2	1
	Cuba	4	0
	Dominican Republic (the)	131	6
	French Guiana	2	0
	Guadeloupe	5	0
	Saint Martin	2	0
	Puerto Rico*	*	*
	Trinidad and Tobago	29	0
	Subtotal	175	7
Total		6,681	135

Note: Data may reflect retrospective adjustments made by countries/territories.

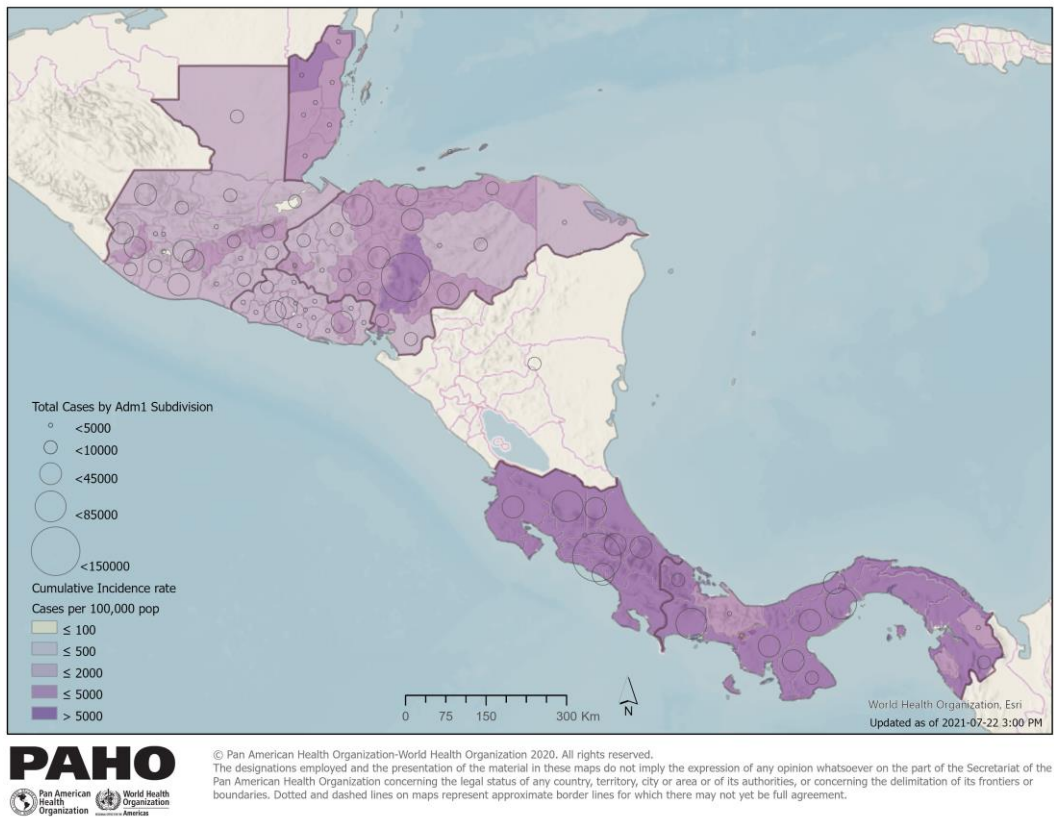
*According to the United States Centers for Disease Control and Prevention (US CDC) website, the data for the United States includes 52 US jurisdictions (including 49 states, New York City, Puerto Rico, and Washington, DC). There are between 1-24 cases of MIS-C that have been reported in Puerto Rico. Available at: <https://bit.ly/2SrKBOj>

Map 1. Reported number of cumulative COVID-19 cases in the Region of the Americas and corresponding incidence rate (per 100,000 population) by country/territory. As of 22 July 2021

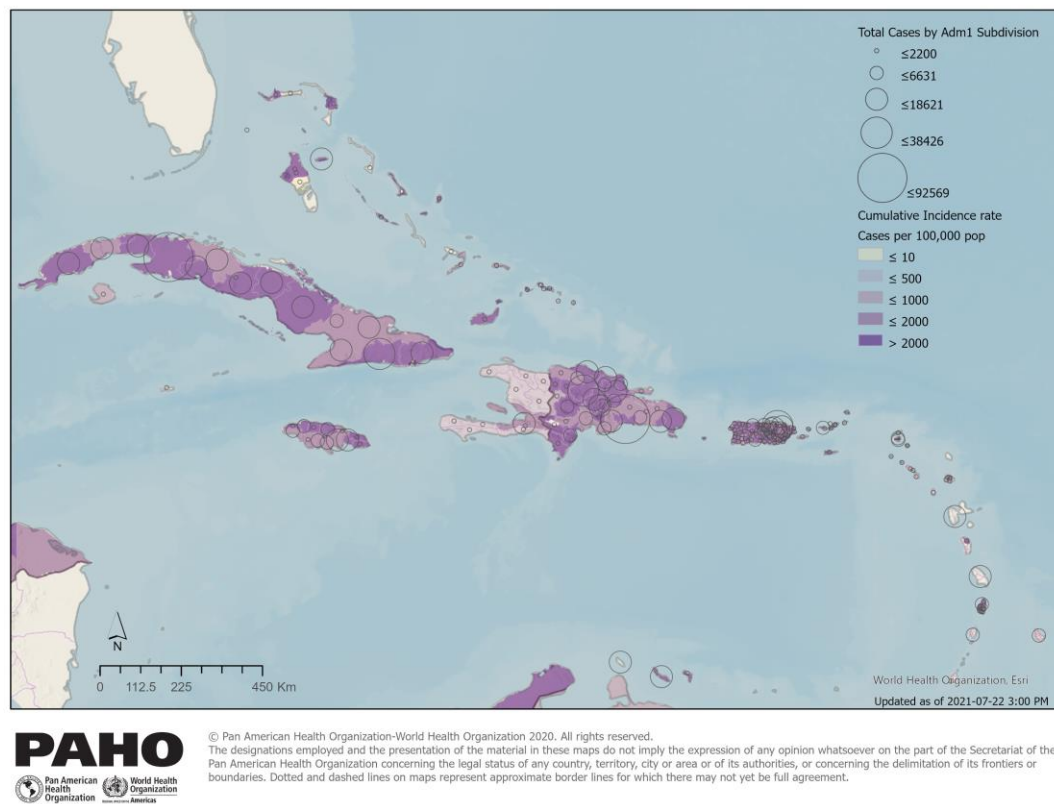


© Pan American Health Organization-World Health Organization 2020. All rights reserved.
The designations employed and the presentation of the material in these maps do not imply the expression of any opinion whatsoever on the part of the Secretariat of the Pan American Health Organization concerning the legal status of any country, territory, city or area or of its authorities, or concerning the delimitation of its frontiers or boundaries. Dotted and dashed lines on maps represent approximate border lines for which there may not yet be full agreement.

Map 2. Reported number of cumulative COVID-19 cases in the Central American sub-region and corresponding incidence rate (per 100,000 population) by country/territory (sub-national level). As of 22 July 2021



















































































































Map 3. Reported number of cumulative COVID-19 cases in the Caribbean sub-region and corresponding incidence rate (per 100,000 population) by country/territory (sub-national level). As of 22 July 2021



COVID-19 situation reported by countries and territories in the Americas, as of 22 July 2021

Updated as of 3 PM

Sub-Region	Country/Territory	Cases			Deaths			Transmission Type
		7 Day MA* Trend	Cummulative	7day % change	7 Day MA* Trend	Cummulative	7day % change	
North America	Canada		1,424,715	-10%		26,512	-24%	Community transmission
	Mexico		2,693,495	31%		237,207	29%	Community transmission
	United States of America (the)		34,092,714	134%		604,940	-9%	Community transmission
	Subtotal		38,210,924			868,659		
Central America	Belize		13,865	49%		332	0%	Community transmission
	Costa Rica		395,667	-7%		4,925	-7%	Community transmission
	El Salvador		84,144	24%		2,529	40%	Community transmission
	Guatemala		344,221	0%		10,029	-13%	Community transmission
	Honduras		284,187	14%		7,535	-1%	Community transmission
	Nicaragua		7,313	20%		194	0%	Community transmission
	Panama		425,599	-5%		6,723	0%	Community transmission
	Subtotal		1,554,996			32,267		
South America	Argentina		4,798,851	-12%		102,818	-9%	Community transmission
	Bolivia (the Plurinational State of)		465,351	-16%		17,546	-28%	Community transmission
	Brazil		19,473,954	-12%		545,604	-7%	Community transmission
	Chile		1,604,713	-31%		34,792	-16%	Community transmission
	Colombia		4,679,994	-17%		117,482	-16%	Community transmission
	Ecuador		478,615	-14%		30,752	8438%	Community transmission
	Paraguay		447,146	-26%		14,446	-10%	Community transmission
	Peru		2,097,811	-16%		195,429	-33%	Community transmission
	Uruguay		379,613	-37%		5,905	-47%	Community transmission
	Venezuela (Bolivarian Republic of)		295,746	7%		3,426	13%	Community transmission
	Subtotal		34,721,794			1,068,200		
Caribbean and Atlantic Ocean Islands	Anguilla		113	0%				Imported/Sporadic cases
	Antigua and Barbuda		1,277	400%		42	0%	Clusters of cases
	Aruba		11,271	258%		109	0%	Community transmission
	Bahamas (the)		13,781	43%		274	44%	Clusters of cases
	Barbados		4,302	-15%		48	-100%	Community transmission
	Bermuda		2,535	33%		33	0%	Imported/Sporadic cases
	Bonaire		1,661	150%		17	0%	Community transmission

Caribbean and Atlantic Ocean Islands	Cayman Islands		629	80%		2	0%	Imported/Sporadic cases
	Cuba		308,599	2%		2,137	39%	Community transmission
	Curacao		12,962	414%		126	0%	Community transmission
	Dominica		209	400%				Clusters of cases
	Dominican Republic (the)		338,902	-36%		3,931	-35%	Community transmission
	Falkland Islands (the)		60	0%				No Cases
	French Guiana		29,419	37%		170	0%	Community transmission
	Grenada		165	100%		1	0%	Imported/Sporadic cases
	Guadeloupe		17,982	38%		278	0%	Community transmission
	Guyana		21,733	-12%		515	-37%	Community transmission
	Haiti		19,762	-59%		523	-63%	Community transmission
	Jamaica		51,542	51%		1,167	11%	Community transmission
	Martinique		14,964	425%		102	0%	Community transmission
	Montserrat		21	-100%		1	0%	Imported/Sporadic cases
	Puerto Rico		142,359	89%		2,566	17%	Community transmission
	Saba		7	0%				No cases
	Saint Barthelemy		1,057	-17%		1	0%	Clusters of cases
	Saint Kitts and Nevis		557	-48%		3	0%	Community transmission
	Saint Lucia		5,496	-25%		87	-100%	Community transmission
	Saint Martin		2,523	-2%		30	-100%	Community transmission
	Saint Pierre and		28	0%				Imported/Sporadic cases
	Saint Vincent and the Grenadines		2,266	-56%		12	0%	Community transmission
	Sint Eustatius		20	0%				No cases
	Sint Maarten		2,695	63%		34	0%	Community transmission
	Suriname		24,490	-17%		625	-26%	Community transmission
	Trinidad and Tobago		36,626	6%		1,003	-11%	Community transmission
	Turks and Caicos		2,459	-21%		18	0%	Clusters of cases
	Virgin Islands (UK)		2,210	-75%		23	533%	Community transmission
	Virgin Islands (US)		4,286	12%		33	0%	Community transmission
	Subtotal		1,078,968			13,911		
Total			75,566,682			1,983,037		

* 7 Day Moving Average

Legend

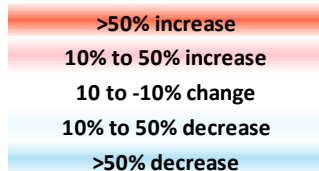


Table notes on the next page

NOTES: Case and death counts may include both confirmed and probable classifications depending on the reporting Member State.

- Antibody tests, including rapid diagnostic tests (RDTs) based on antibody detection, are not recommended for use by PAHO/WHO in clinical diagnosis. Antigen-detecting RDTs may be used following the WHO 11 September 2020 Guidance, available at: <https://bit.ly/2FxK2fs>
- Data is updated on a weekly basis for Guadeloupe, Martinique, Nicaragua, Saint Barthelemy, Saint Martin, and Saint Pierre and Miquelon.
- As of 11 November 2020, the previously aggregated Bonaire, Saba and Sint Eustatius are now being presented separately in the table.
- *A dispute exists between the Governments of Argentina and the United Kingdom of Great Britain and Northern Ireland concerning sovereignty over the Falkland Islands (the) (Malvinas)

Argentina: On 14 March 2021, due to daylight savings time observed in Eastern Standard Time zone, the Argentina data is no longer published by 3:00PM EST same day and is henceforth included in the following day table. Between 22 February and 14 March 2021, the data had corresponded to the same date.

Bahamas: According to the latest Bahamas Ministry of Health (MoH) publication, there are a total of 22 additional deaths under investigation, available at: <https://bit.ly/3wh84Aq>

Ecuador: According to a 6 September Ecuador Ministry of Public Health press release, only cases confirmed by RT-PCR will be reported; previously, cases who tested positive by either RT-PCR or RDTs were reported, resulting in the exclusion of 8,956 cases. Available at: <https://bit.ly/3h2EWEA>

El Salvador: Cumulative cases and deaths as published by the Government of El Salvador: <https://covid19.gob.sv/>. The government presents a retroactively adjusted epidemiological curve of daily cases on the same dashboard.

Guadeloupe: Deaths are aggregated for Guadeloupe, Saint Martin and Saint Barthelemy in Santé Publique France weekly publications; death counts for Guadeloupe are calculated subtracting deaths in Saint Martin and Saint Barthelemy. Available at: <https://bit.ly/39UMysd>

Jamaica: According to the latest Jamaica Ministry of Health and Wellness press release, there are a total of 101 additional deaths under investigation, available at: <https://bit.ly/3qAwIJo>

Mexico: On 1 June 2021, the Mexico Ministry of Health reported 4,272 deaths in 24 hours. Of these, 3,924 were reported in 2020 and the remaining were reported in 2021. Available at: <https://bit.ly/3pfdMA8>

Nicaragua: Please note there are discrepancies with the data published by the Citizen's Observatory COVID-19 Nicaragua as of 16 July 2021. Available at: <https://bit.ly/3pw7ZVR>

Peru: Aggregated case total as reported by the Peru MoH; latest disaggregated data available is 620,676 by RT-PCR + 539,371 by antigen tests + 937,764 by other RDTs. Antibody tests, including RDTs based on antibody detection, are not recommended for use by PAHO/WHO in clinical diagnosis. Antigen-detecting RDTs may be used following the WHO 11 September 2020 Guidance, available at: <https://bit.ly/3fjVKTM>. On 31 May 2021, the Government of Peru announced that, after revision, the death toll was 180,764 deaths as of 22 May 2021, available at: <https://bit.ly/3fyGj8V>. The number of cumulative deaths reported prior to the revision, on 30 May, was 69,342, available at: <https://bit.ly/3pkar2U>.

Puerto Rico: Aggregated case total as reported by the Puerto Rico Department of Health (DoH); 124,465 were positive by RT-PCR and 17,894 were positive by antigen tests; previously, cases who tested positive by either RT-PCR or serological RDTs were reported, resulting in the exclusion of 33,965 cases. Available at: <https://bit.ly/3AXY7KU>

United States of America: Case and death counts include both confirmed and probable classifications, as published on the U.S. Centers for Disease Control and Prevention (US CDC) website on 22-July. Excludes American Samoa, Federated States of Micronesia, Guam, Commonwealth of the Northern Marianas, Puerto Rico, Palau, Republic of Marshall Islands and the United

States Virgin Islands. Case and death counts may differ from other US CDC data sources because these are provisional counts which are subject to change, including updates to data reported previously, adjustments can occur. Sources: <https://bit.ly/2RSpap5> and <https://bit.ly/2RVI2n6>.

Uruguay: According to the latest Uruguay Ministry of Public Health report, the total notes 01 positive cases reported in the last 24 hours were excluded from the total. Available at: <https://bit.ly/2V9dYWM>.

DATA ADJUSTMENTS: Differences in the total number of cases and/or deaths and respective % increases reflect the following adjustment(s):

Ecuador: Cases were retrospectively adjusted for 21 July 2021 to align with the Ecuador government data indicating 478,615 cases and 30,752 deaths. Available at: <https://bit.ly/3y44DxS>

Guatemala: Cases and deaths were retrospectively adjusted for 20-21 July 2021 to align with the Guatemala Ministry of Health indicating 337,762 and 340,857 cases including 10,005 and 10,016 deaths. Available at: <https://tablerocovid.mspas.gob.gt/>

Haiti: Cases were retrospectively adjusted for 16-18 July 2021 to align with the Haiti Ministry of Health data for 13-15 July 2021 indicating 19,682, 19,722 and 19,762 cases including 516, 519 and 523 deaths, respectively. Available at: <https://bit.ly/3wWayDF>, <https://bit.ly/3Bt2YnD>, and <https://bit.ly/2V5ieX4>

Saint Pierre and Miquelon: Cases were retrospectively adjusted for 21 July 2021 to align with the Saint Pierre and Miquelon Prefecture indicating 27 cases. Available at: <https://bit.ly/3zrLc2o>

United States of America: The US CDC released additional data after the 3pm cut off on 21 July 2021. Cases and deaths were retrospectively adjusted for 21 July 2021 to align with the US CDC indicating 34,037,505 cases including 604,535 deaths.