

Region of the Americas Update

3 PM WDC. 2 July 2021

Last 24 hours

- 164,982** Additional cases
- 4,579** Additional deaths
- 0.23%** Relative increase in cases
- 0.24%** Relative increase in deaths
- 34** Countries/territories reporting new cases
- 24** Countries/territories reporting new deaths

Highest numbers of cases & deaths in the last 24 hrs*

Cases (≥ 1,000)

Brazil	65,163
Colombia	28,315
Argentina	21,177
United States	18,156
Mexico	6,081
Chile	4,056
Cuba	3,308
Peru	3,079
Paraguay	1,716
Bolivia	1,662
Ecuador	1,619
Costa Rica	1,602

Deaths (≥ 100)

Brazil	2,029
Colombia	593
Argentina	468
United States	329
Peru	320
Chile	221
Mexico	201
Paraguay	102

Region of the Americas

72,645,349 cases

1,910,213 deaths

56 countries/areas/territories affected

Global

182,484,243 cases

3,958,903 deaths

236 countries/areas/territories affected

Total cases, deaths & CFR (%) among PAHO countries/territories with ≥ 10,000 cumulative cases.

Country/Territory	Cases	Deaths	CFR (%)
United States of America	33,362,117	600,009	1.8%
Brazil	18,622,304	520,095	2.8%
Argentina	4,491,551	94,772	2.1%
Colombia	4,269,297	107,137	2.5%
Mexico	2,525,350	233,248	9.2%
Peru	2,057,554	192,687	9.4%
Chile	1,562,613	32,809	2.1%
Canada	1,415,284	26,295	1.9%
Ecuador	461,157	21,668	4.7%
Bolivia	441,286	16,822	3.8%
Paraguay	424,998	13,017	3.1%
Panama	404,983	6,552	1.6%
Uruguay	370,600	5,619	1.5%
Costa Rica	369,540	4,674	1.3%
Dominican Republic	327,561	3,846	1.2%
Guatemala	296,438	9,282	3.1%
Venezuela	274,024	3,136	1.1%
Honduras	263,376	7,030	2.7%
Cuba	197,253	1,322	0.7%
Puerto Rico	140,106	2,550	1.8%

*Numbers may vary due to differences in reporting times.

COVID-19 – Highlights

The Parliament of St. Kitts and Nevis has [extended the State of Emergency declared on June 15 through December 31, 2021](#). The extension will help effectively manage the COVID-19 pandemic in the Federation.

[The Republic of Panama has continued its vaccination strategy](#). The Ministry of Health has indicated sufficient doses of the Pfizer and AstraZeneca COVID-19 vaccines are available for the populations that want to be vaccinated. The regional health authorities have called on men and women 30 years and older to register and schedule their vaccine appointments. From 9 June through 1 July over 50,000 doses of the AstraZeneca vaccine have been administered in the Metropolitan Health Region.

Starting the weekend of 26 June 2021, the PAHO COVID-19 daily situation reports will no longer be published on Saturdays and Sundays. The reports will continue to be published during the workweek – Monday through Friday – at the regularly scheduled time, with the exception of any official holidays observed by PAHO in Washington, DC

Information current as of 2 July 2021, 15h00 EST – **Highlighted in grey: Updates with respect to the information published on 25 June 2021**

Based on viral genomic sequencing, on 14 December 2020, the authorities of the United Kingdom reported to WHO a SARS-CoV-2 variant known as Alpha; on 18 December 2020, the authorities of the Republic of South Africa reported to WHO a SARS-CoV-2 variant known as Beta; and, on 13 January 2021, the authorities of Brazil reported to WHO a SARS-CoV-2 variant known as Gamma. SARS-CoV-2 variants Alpha, Beta, and Gamma are defined as Variants of Concern (VOC), together with variant Delta, identified in India in October 2020.¹

Starting on 18 December 2020, WHO shared that information with authorities across the globe about SARS-CoV-2 VOC and Variants of Interest (VOI), through dedicated channels established under the International Health Regulations (IHR), as well with the public through the WHO web site.^{2,3,4}

International traffic-related measures adopted by States Parties in the Americas in response to the detection of SARS-CoV-2 variants

The table below summarizes international traffic-related measures adopted by States Parties to the IHR in the Region of the Americas in response to the detection of SARS-CoV-2 variants. Measures adopted are consistent with current Temporary Recommendations,⁵ issued by the Director-General of WHO in the context of the Public Health Emergency of International Concern (PHEIC), determined on 30 January 2020 according to IHR provisions.

State Party issuing measures	Hyperlinked description of measures and language of publication ⁶	Date information about measures published on governmental web pages/social media accounts	State/s Party/ies concerned by measures issued
Antigua and Barbuda	English	01-Jun-21	Brazil, India, Republic of South Africa
Argentina	Spanish Spanish	20-Dec-20 25-Mar-21 25-Jun-21	United Kingdom Brazil, Chile, Mexico, United Kingdom Extension - Inclusion of Turkey and African countries; and limitation to 600 persons of volume of incoming travelers by air admitted daily (link 1 and link 2)
Barbados	English	26-Apr-21	Brazil, India, Republic of South Africa
Belize	English	25-Jun-21 (?)	Bangladesh, India
Bermuda, Overseas Territory of the United Kingdom	English	26-Apr-21	Brazil, India, Republic of South Africa
Bolivia	Spanish Spanish	22-Dec-20 06-Jan-21 15-Feb-21 17-Mar-21 01-Apr-21	All European countries Extension Brazil
Brazil	Portuguese Portuguese Portuguese	25-Dec-20 25-Jan-21 14-May-21	United Kingdom Republic of South Africa, United Kingdom Extension, and inclusion of India
Canada ⁷	English	19-Feb-21	All countries

¹ <https://www.who.int/en/activities/tracking-SARS-CoV-2-variants/>

² <https://www.who.int/csr/don/21-december-2020-sars-cov2-variant-united-kingdom/en/>

³ <https://www.who.int/csr/don/31-december-2020-sars-cov2-variants/en/>

⁴ Coronavirus disease (COVID-19) Weekly Epidemiological Update and Weekly Operational Update:

<https://www.who.int/emergencies/diseases/novel-coronavirus-2019/situation-reports>

⁵ <https://tinyurl.com/49x5pvja>

⁷ On 21 June 2021, the National IHR Focal Point of Canada also reported to PAHO/WHO the extensions of international traffic-related measures, as reported in previous weekly accounts, as well as the introduction on additional ones, available at: <https://www.canada.ca/en/immigration-refugees-citizenship/services/coronavirus-covid19/travel-restrictions-exemptions.html>

State Party issuing measures	Hyperlinked description of measures and language of publication ⁶	Date information about measures published on governmental web pages/social media accounts	State/s Party/ies concerned by measures issued
	English ⁸	21-Jun-21	India
Chile	Spanish Spanish Spanish	20-Dec-20 01-Apr-21 26-Apr-21 24-Jun-21	United Kingdom All countries Extension Countries with community transmission and/or where VOC are circulating
Dominican Republic	Spanish Spanish	15-Jun-21 28-Jun-21	Brazil, India, Republic of South Africa Australia, Brazil, Democratic Republic of Congo, India, Indonesia, Iran, Iraq, Kuwait, Monaco, Republic of Ireland, Republic of South Africa, Saint Vincent and the Grenadines, Senegal, Sweden, Syria, Thailand, Tunisia, United Kingdom
Ecuador	Spanish	06-Apr-21	Brazil
Guatemala	Spanish	16-Apr-21 24-May-21	Brazil, Republic of South Africa, United Kingdom Amendment
Honduras	Spanish	11-Jun-21	Republic of South Africa, United Kingdom,
Jamaica	English	03-Apr-21 05-May-21 ⁹ 30-Jun-21	Argentina, Brazil, Chile, Colombia, Paraguay, Peru, United Kingdom Extension - Inclusion of India, Trinidad and Tobago, and exclusion of United Kingdom Extension
Panama	Spanish Spanish Spanish	21-Dec-20 29-Mar-21 29-Apr-21	Republic of South Africa, United Kingdom South America Extensions and modifications of all the above
Peru	Spanish	18-Jun-21	Brazil, India, Republic of South Africa,
Saint Kitts and Nevis*	English	9-Jun-21	Brazil, India, Republic of South Africa, United Kingdom

⁸ Also reported to PAHO/WHO by the National IHR Focal Point of Canada

⁹ Rationale underpinning measures adopted provided by the National IHR Focal Point of Jamaica on 20 May 2021

State Party issuing measures	Hyperlinked description of measures and language of publication ⁶	Date information about measures published on governmental web pages/social media accounts	State/s Party/ies concerned by measures issued
Saint Vincent and the Grenadines	English	23-Feb-21	Brazil, Republic of South Africa
Trinidad and Tobago	English	21-Dec-20	United Kingdom
United States ^{10,11}	English	24-Dec-20	United Kingdom
	English	12-Jan-21	All countries
	English	25-Jan-21	Brazil, United Kingdom, Republic of Ireland, Republic of South Africa, Schengen Area ¹³
	English ¹²	30-Apr-21	India

***Saint Kitts and Nevis:** Effective 29 May 2021, full vaccination against COVID-19 is the condition for granting entry (<https://www.stkittstourism.kn/>), contravening both, current Temporary Recommendations,¹⁴ as well as Articles 35 and 36 of the IHR.

International traffic-related measures adopted by States Parties outside the Region of the Americas, including those in response to the detection of SARS-CoV-2 variants, are periodically published on the WHO secure [Event Information Site \(EIS\)](#), established pursuant to IHR provisions and accessible to National IHR Focal Points.

¹⁰ Also reported to PAHO/WHO by the National IHR Focal Point of the United States

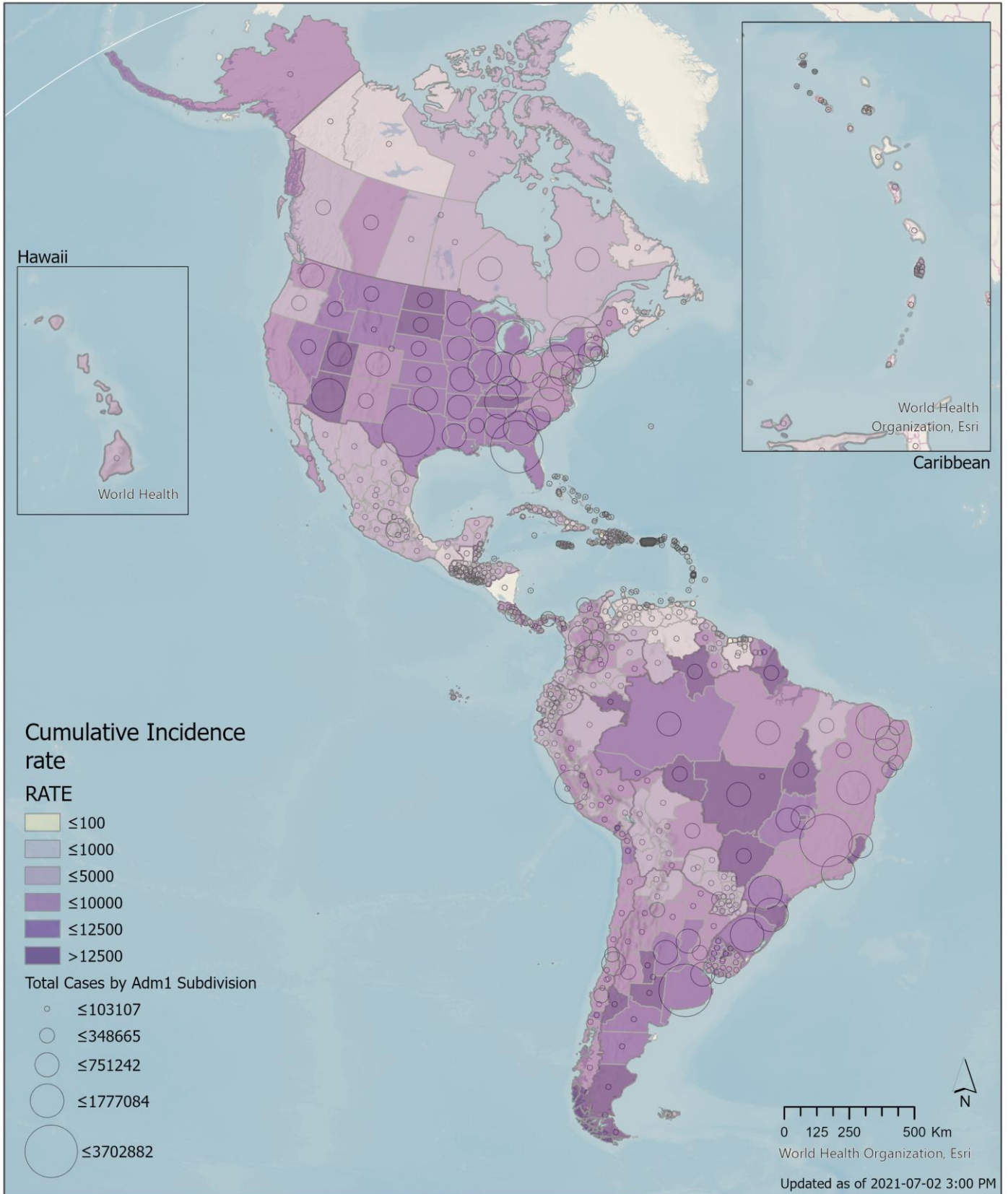
¹¹ On 21 June 2021, the Government of the United States extended the international traffic-related measures, as reported in previous weekly accounts, available at: <https://ca.usembassy.gov/covid-19-information-canada-3/>, and <https://mx.usembassy.gov/travel-restrictions-fact-sheet/>

¹² Reported to PAHO/WHO by the National IHR Focal Point of the United States on 3 May 2021

¹³ The Schengen Area includes Austria, Belgium, Czech Republic, Denmark, Estonia, Finland, France, Germany, Greece, Hungary, Iceland, Italy, Latvia, Liechtenstein, Lithuania, Luxembourg, Malta, Netherlands, Norway, Poland, Portugal, Slovakia, Slovenia, Spain, Sweden, and Switzerland

¹⁴ <https://tinyurl.com/49x5pvja>

Map 1. Reported number of cumulative COVID-19 cases in the Region of the Americas and corresponding incidence rate (per 100,000 population) by country/territory. As of 2 July 2021.

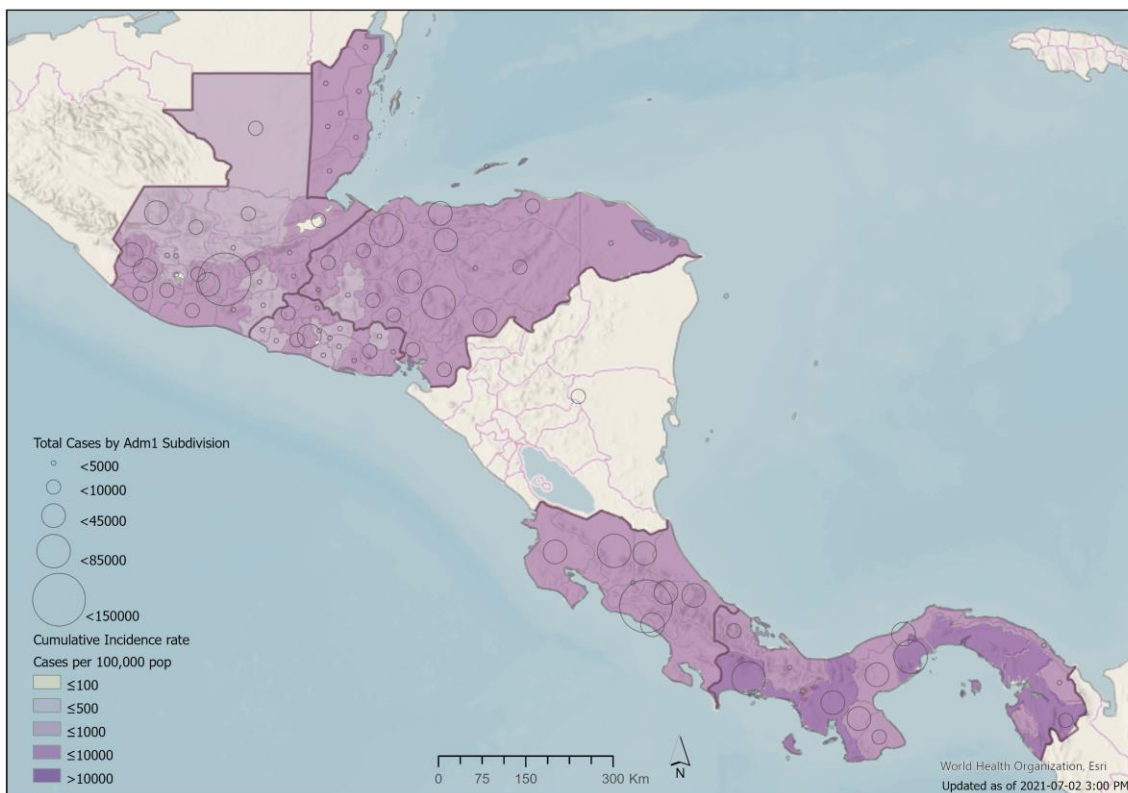


PAHO



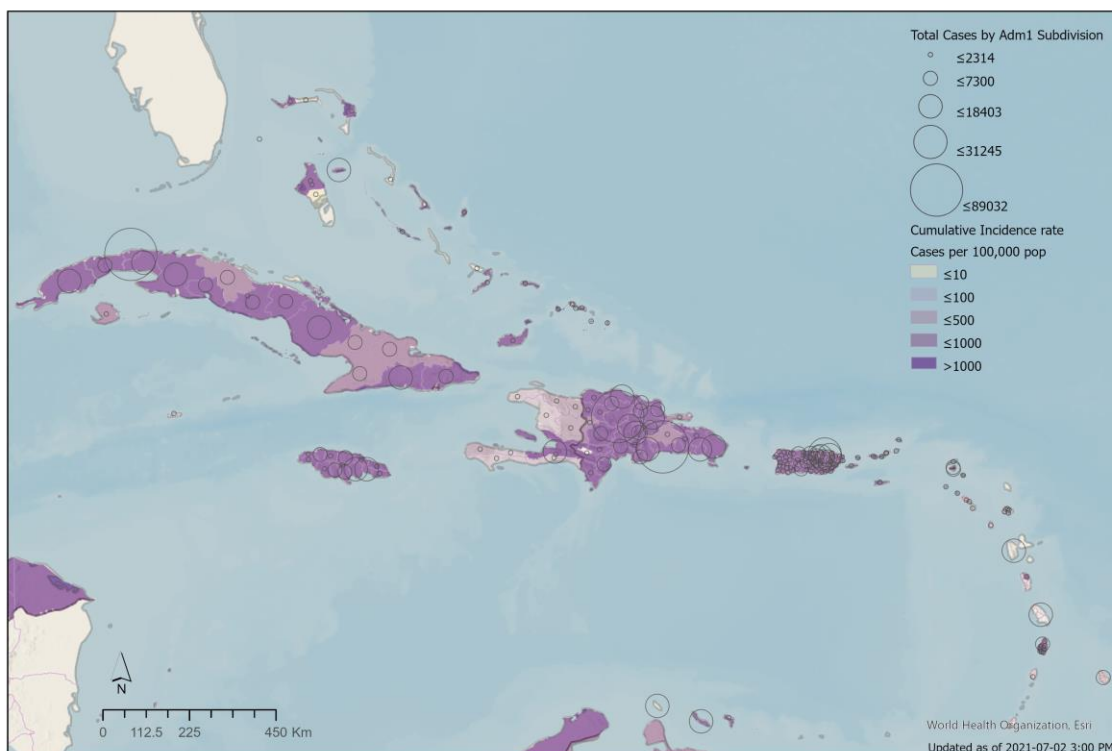
© Pan American Health Organization-World Health Organization 2020. All rights reserved. The designations employed and the presentation of the material in these maps do not imply the expression of any opinion whatsoever on the part of the Secretariat of the Pan American Health Organization concerning the legal status of any country, territory, city or area or of its authorities, or concerning the delimitation of its frontiers or boundaries. Dotted and dashed lines on maps represent approximate border lines for which there may not yet be full agreement.

Map 2. Reported number of cumulative COVID-19 cases in the Central American sub-region and corresponding incidence rate (per 100,000 population) by country/territory (sub-national level). As of 2 July 2021.



© Pan American Health Organization-World Health Organization 2020. All rights reserved.
The designations employed and the presentation of the material in these maps do not imply the expression of any opinion whatsoever on the part of the Secretariat of the Pan American Health Organization concerning the legal status of any country, territory, city or area or of its authorities, or concerning the delimitation of its frontiers or boundaries. Dotted and dashed lines on maps represent approximate border lines for which there may not yet be full agreement.






















































Map 3. Reported number of cumulative COVID-19 cases in the Caribbean sub-region and corresponding incidence rate (per 100,000 population) by country/territory (sub-national level). As of 2 July 2021.



© Pan American Health Organization-World Health Organization 2020. All rights reserved.
The designations employed and the presentation of the material in these maps do not imply the expression of any opinion whatsoever on the part of the Secretariat of the Pan American Health Organization concerning the legal status of any country, territory, city or area or of its authorities, or concerning the delimitation of its frontiers or boundaries. Dotted and dashed lines on maps represent approximate border lines for which there may not yet be full agreement.

COVID-19 situation reported by countries and territories in the Americas, as of 2 July 2021

Updated as of 3 PM

Sub-Region	Country/Territory	Cases			Deaths			Transmission Type
		7 Day MA* Trend	Cummulative	7day % change	7 Day MA* Trend	Cummulative	7day % change	
North America	Canada		1,415,284	-32%		26,295	-43%	Community transmission
	Mexico		2,525,350	27%		233,248	-8%	Community transmission
	United States of America (the)		33,362,117	8%		600,009	-13%	Community transmission
	Subtotal		37,302,751			859,552		
Central America	Belize		13,300	78%		329	-100%	Community transmission
	Costa Rica		369,540	0%		4,674	-24%	Community transmission
	El Salvador		78,766	30%		2,393	6%	Community transmission
	Guatemala		296,438	-38%		9,282	-22%	Community transmission
	Honduras		263,376	16%		7,030	-6%	Community transmission
	Nicaragua		6,604	27%		191	0%	Community transmission
	Panama		404,983	11%		6,552	24%	Community transmission
Subtotal		1,433,007			30,451			
South America	Argentina		4,491,551	10%		94,772	-9%	Community transmission
	Bolivia (the Plurinational State of)		441,286	1%		16,822	-17%	Community transmission
	Brazil		18,622,304	-30%		520,095	-17%	Community transmission
	Chile		1,562,613	-23%		32,809	6%	Community transmission
	Colombia		4,269,297	5%		107,137	0%	Community transmission
	Ecuador		461,157	14%		21,668	18%	Community transmission
	Paraguay		424,998	-6%		13,017	18%	Community transmission
	Peru		2,057,554	-15%		192,687	-8%	Community transmission
	Uruguay		370,600	-35%		5,619	-21%	Community transmission
	Venezuela (Bolivarian Republic of)		274,024	-5%		3,136	-3%	Community transmission
Subtotal		32,975,384			1,007,762			
Caribbean and Atlantic Ocean Islands	Anguilla		111	0%				Imported/Sporadic cases
	Antigua and Barbuda		1,264	0%		42	0%	Clusters of cases
	Aruba		11,140	-42%		107	0%	Community transmission
	Bahamas (the)		12,735	36%		246	-75%	Clusters of cases
	Barbados		4,082	-41%		47	0%	Community transmission
	Bermuda		2,516	0%		33	0%	Imported/Sporadic cases
	Bonaire		1,624	150%		17	0%	Community transmission

* 7 Day Moving Average

Legend

>50% increase
10% to 50% increase
10 to -10% change
10% to 50% decrease
>50% decrease



















































Caribbean and Atlantic Ocean Islands	Cayman Islands		614	-38%		2	0%	Imported/Sporadic cases
	Cuba		197,253	62%		1,322	18%	Community transmission
	Curacao		12,343	-16%		126	-100%	Community transmission
	Dominica		194	100%				Imported/Sporadic cases
	Dominican Republic (the)		327,561	-8%		3,846	21%	Community transmission
	Falkland Islands (the)		60	0%				No Cases
	French Guiana		27,730	-23%		148	500%	Community transmission
	Grenada		162	0%		1	0%	Imported/Sporadic cases
	Guadeloupe		17,539	-19%		267	0%	Community transmission
	Guyana		20,142	-36%		473	-25%	Community transmission
	Haiti		18,737	-20%		443	26%	Community transmission
	Jamaica		50,242	-3%		1,082	35%	Community transmission
	Martinique		12,286	26%		98	0%	Community transmission
	Montserrat		20	0%		1	0%	No cases
	Puerto Rico		140,106	-19%		2,550	-17%	Community transmission
	Saba		7	0%				No cases
	Saint Barthelemy		1,043	-63%		1	0%	Clusters of cases
	Saint Kitts and Nevis		457	-78%		3	-100%	Community transmission
	Saint Lucia		5,302	-16%		84	-100%	Community transmission
	Saint Martin		2,367	-38%		27	0%	Community transmission
	Saint Pierre and Miquelon		26	0%				Imported/Sporadic cases
	Saint Vincent and the Grenadines		2,229	-61%		12	0%	Community transmission
	Sint Eustatius		20	0%				No cases
	Sint Maarten		2,618	-27%		33	-100%	Community transmission
	Suriname		21,936	-11%		531	-24%	Community transmission
	Trinidad and Tobago		33,029	9%		857	8%	Community transmission
	Turks and Caicos		2,425	0%		18	0%	Clusters of cases
	Virgin Islands (UK)		392	3033%		1	0%	Clusters of cases
Virgin Islands (US)		3,895	-28%		30	0%	Community transmission	
Subtotal		934,207			12,448			
Total		72,645,349			1,910,213			

Table notes on the next page

NOTES: Case and death counts may include both confirmed and probable classifications depending on the reporting Member State.

- Antibody tests, including rapid diagnostic tests (RDTs) based on antibody detection, are not recommended for use by PAHO/WHO in clinical diagnosis. Antigen-detecting RDTs may be used following the WHO 11 September 2020 Guidance, available at: <https://bit.ly/2FxFK2fs>.
- Data is updated on a weekly basis for Guadeloupe, Martinique, Nicaragua, Saint Barthelemy, Saint Martin, and Saint Pierre and Miquelon.
- As of 11 November 2020, the previously aggregated Bonaire, Saba and Sint Eustatius are now being presented separately in the table.
- *A dispute exists between the Governments of Argentina and the United Kingdom of Great Britain and Northern Ireland concerning sovereignty over the Falkland Islands (the) (Malvinas)

Argentina: On 14 March 2021, due to daylight savings time observed in Eastern Standard Time zone, the Argentina data is no longer published by 3:00PM EST same day and is henceforth included in the following day table. Between 22 February and 14 March 2021, the data had corresponded to the same date.

Bahamas: According to the latest Bahamas Ministry of Health (MoH) publication, there are a total of 29 additional deaths under investigation, available at: <https://bit.ly/3wh84Aq>.

Ecuador: According to a 6 September Ecuador Ministry of Public Health press release, only cases confirmed by RT-PCR will be reported; previously, cases who tested positive by either RT-PCR or RDTs were reported, resulting in the exclusion of 8,956 cases. Available at: <https://bit.ly/3h2EWEA>.

El Salvador: Cumulative cases and deaths as published by the Government of El Salvador: <https://covid19.gob.sv/>. The government presents a retroactively adjusted epidemiological curve of daily cases on the same dashboard.

Guadeloupe: Deaths are aggregated for Guadeloupe, Saint Martin and Saint Barthelemy in Santé Publique France weekly publications; death counts for Guadeloupe are calculated subtracting deaths in Saint Martin and Saint Barthelemy. Available at: <https://bit.ly/39UMysd>.

Jamaica: According to the latest Jamaica Ministry of Health and Wellness press release, there are a total of 117 additional deaths under investigation, available at: <https://bit.ly/3qAwlJo>.

Mexico: On 1 June 2021, the Mexico Ministry of Health reported 4,272 deaths in 24 hours. Of these, 3,924 were reported in 2020 and the remaining were reported in 2021. Available at: <https://bit.ly/3pfdMA8>.

Nicaragua: Please note there are discrepancies with the data published by the Citizen's Observatory COVID-19 Nicaragua as of 26 June 2021. Available at: <https://bit.ly/3pw7ZVR>.

Peru: Aggregated case total as reported by the Peru MoH; latest disaggregated data available is 610,630 by RT-PCR + 511,548 by antigen tests + 932,297 by other RDTs. Antibody tests, including RDTs based on antibody detection, are not recommended for use by PAHO/WHO in clinical diagnosis. Antigen-detecting RDTs may be used following the WHO 11 September 2020 Guidance, available at: <https://bit.ly/3fjVKTm>. On 31 May 2021, the Government of Peru announced that, after revision, the death toll was 180,764 deaths as of 22 May 2021, available at: <https://bit.ly/3fYGj8V>. The number of cumulative deaths reported prior to the revision, on 30 May, was 69,342, available at: <https://bit.ly/3pkar2U>.

Puerto Rico: Aggregated case total as reported by the Puerto Rico Department of Health (DoH); 123,013 were positive by RT-PCR and 17,093 were positive by antigen tests; previously, cases who tested positive by either RT-PCR or serological RDTs were reported, resulting in the exclusion of 33,965 cases. Available at: <https://bit.ly/2VvjksQ>.

United States of America: Case and death counts include both confirmed and probable classifications, as published on the U.S. Centers for Disease Control and Prevention (US CDC) website on 2-July. Excludes American Samoa, Federated States of Micronesia, Guam, Commonwealth of the Northern Marianas, Puerto Rico, Palau, Republic of Marshall Islands and the United States Virgin Islands. Case and death counts may differ from other US CDC data

sources because these are provisional counts which are subject to change, including updates to data reported previously, adjustments can occur. Sources: <https://bit.ly/2RSpap5> and <https://bit.ly/2RV12n6>.

Uruguay: According to the latest Uruguay Ministry of Public Health report, the total notes 09 positive cases reported in the last 24 hours were excluded from the total. Available at: <https://bit.ly/3xfUrlp>.

DATA ADJUSTMENTS: Differences in the total number of cases and/or deaths and respective % increases reflect the following adjustment(s):

Haiti: Cases were retrospectively adjusted for 27-28 June 2021 to align with Haiti MoH indicating 18,665 and 18,737 cases, including 438 and 443 deaths respectively. Available at: <https://bit.ly/3xe3SSD> and <https://bit.ly/3Arann8>.

Peru: Cases were retrospectively adjusted for 1 July 2021 to align with Peru MoH indicating 2,054,475 cases, including 192,367 deaths. Available at: <https://bit.ly/3jzdYcF>