

Region of the Americas Update

3 PM WDC. 21 June 2021

Last 24 hours *

- 104,842** Additional cases
- 2,656** Additional deaths
- 0.15%** Relative increase in cases
- 0.14%** Relative increase in deaths
- 35** Countries/territories reporting new cases
- 25** Countries/territories reporting new deaths

Highest numbers of cases & deaths in the last 24 hrs.

Cases (≥ 1,000)

| | |
|---------------|---------------|
| Brazil | 44,178 |
| United States | 26,670 |
| Colombia | 27,818 |
| Argentina | 10,395 |
| Chile | 5,205 |
| Peru | 2,896 |
| Mexico | 1,578 |
| Cuba | 1,561 |
| Uruguay | 1,488 |
| Venezuela | 1,327 |
| Paraguay | 1,145 |
| Costa Rica | 1,086 |
| Bolivia | 1,086 |

Deaths (≥ 100)

| | |
|---------------|--------------|
| Brazil | 1,025 |
| United States | 640 |
| Colombia | 599 |
| Argentina | 301 |
| Peru | 223 |
| Chile | 132 |
| Paraguay | 112 |

Region of the Americas

70,951,829 cases

1,865,252 deaths

56

countries/areas/territories affected.

Global

178,338,365 cases

3,869,192 deaths

236

countries/areas/territories affected.

Total cases, deaths & CFR (%) among PAHO countries/territories with ≥ 130,000 cumulative cases.

| Country/Territory | Cases | Deaths | CFR (%) |
|--------------------------|------------|---------|---------|
| United States of America | 33,216,865 | 596,643 | 1.8% |
| Brazil | 17,927,928 | 501,825 | 2.8% |
| Argentina | 4,268,789 | 89,043 | 2.1% |
| Colombia | 3,945,166 | 99,934 | 2.5% |
| Mexico | 2,477,283 | 231,187 | 9.3% |
| Peru | 2,029,625 | 190,425 | 9.4% |
| Chile | 1,522,223 | 31,645 | 2.1% |
| Canada | 1,408,835 | 26,076 | 1.9% |
| Ecuador | 446,633 | 21,304 | 4.8% |
| Bolivia | 422,047 | 16,132 | 3.8% |
| Paraguay | 406,220 | 11,633 | 2.9% |
| Panama | 393,727 | 6,475 | 1.6% |
| Uruguay | 354,865 | 5,271 | 1.5% |
| Costa Rica | 353,298 | 4,506 | 1.3% |
| Dominican Republic | 317,645 | 3,758 | 1.2% |
| Guatemala | 280,854 | 8,735 | 3.1% |
| Venezuela | 260,740 | 2,958 | 1.1% |
| Honduras | 253,875 | 6,766 | 2.7% |
| Cuba | 169,365 | 1,170 | 0.7% |
| Puerto Rico | 139,753 | 2,540 | 1.8% |

*Numbers may vary due to differences in reporting times.

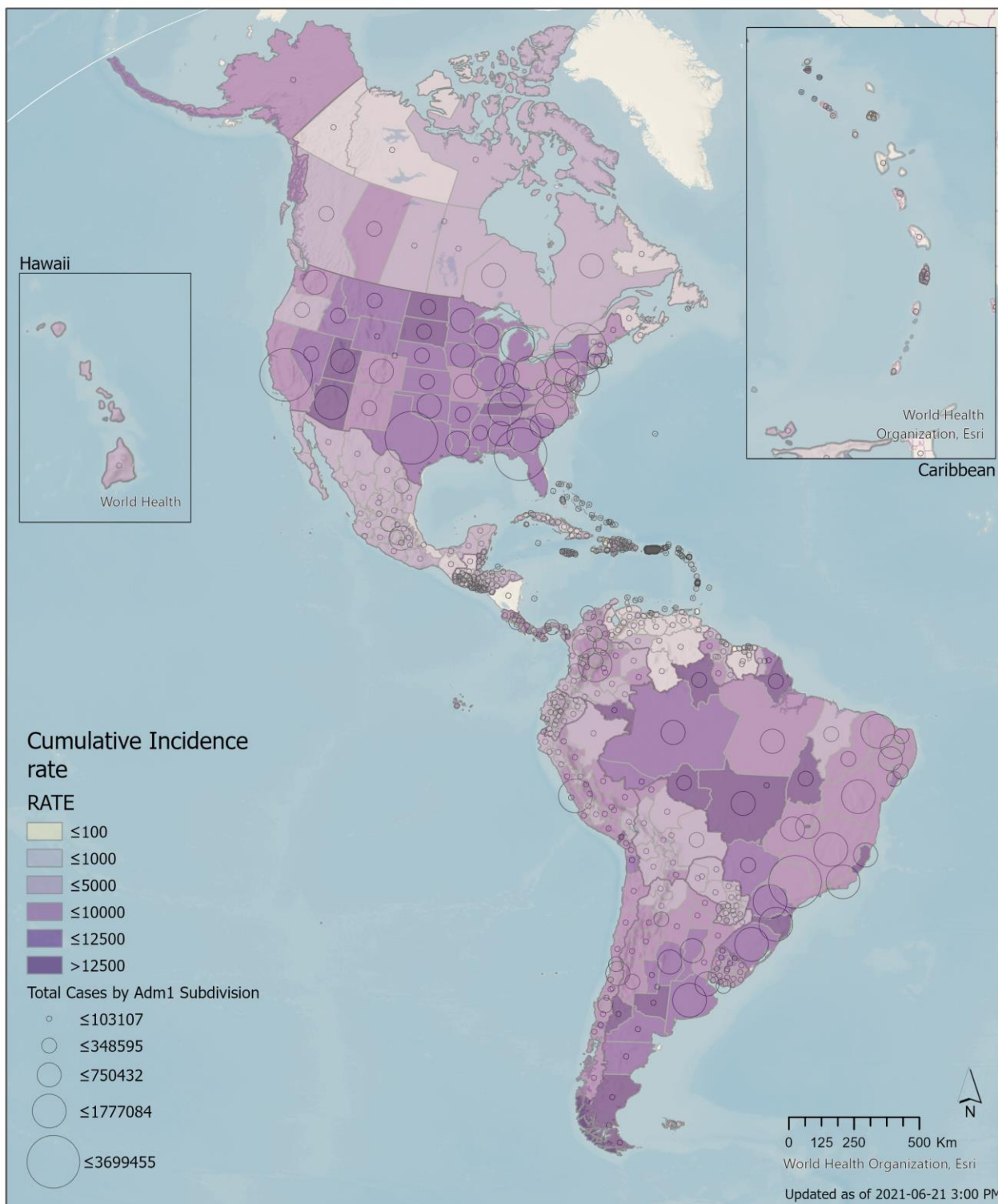
COVID-19 – Highlights

The [Barbados Government has introduced a travel bubble for specific Caribbean countries with low incidence of COVID-19 cases](#), effective June 30th. The Prime Minister announced that “fully vaccinated persons with negative PCR test coming from, [countries within the bubble], can immediately enter without any further tests on arrival.”

The [Argentina Ministry of Health of the Nation confirms that the delta variant was detected in a traveler from the United States](#). The traveler is a 26-year-old man who arrived in the country on June 4 from the United States. Upon arrival, the passenger had a negative PCR performed 48 hours prior to the trip, and upon entering the country, in the testing operations that are carried out systematically on all travelers, he presented a positive antigen test.

| | B.1.1.7 (United Kingdom) | B.1.1.28.1 "P.1" (Brazil) | B.1.351 (South Africa) | B.1.617.2 (India) |
|--------------------------|--------------------------|---------------------------|------------------------|-------------------|
| Country | Alpha | Gamma | Beta | Delta |
| Argentina | ✓ | ✓ | ✓ | ✓ |
| Aruba | ✓ | ✓ | ✓ | ✓ |
| Brazil | ✓ | ✓ | ✓ | ✓ |
| Canada | ✓ | ✓ | ✓ | ✓ |
| Mexico | ✓ | ✓ | ✓ | ✓ |
| Puerto Rico | ✓ | ✓ | ✓ | ✓ |
| United States of America | ✓ | ✓ | ✓ | ✓ |
| Barbados | ✓ | ✓ | | ✓ |
| Bermuda | ✓ | | ✓ | ✓ |
| Chile | ✓ | ✓ | ✓ | |
| Costa Rica | ✓ | ✓ | ✓ | |
| French Guiana | ✓ | ✓ | ✓ | |
| Guadeloupe | ✓ | ✓ | ✓ | |
| Martinique | ✓ | ✓ | ✓ | |
| Panama | ✓ | ✓ | ✓ | |
| Peru | ✓ | ✓ | | ✓ |
| Sint Maarten | ✓ | | ✓ | ✓ |
| Suriname | ✓ | ✓ | ✓ | |
| Bolivia | ✓ | ✓ | | |
| British Virgin Islands | ✓ | ✓ | | |
| Colombia | ✓ | ✓ | | |
| Cuba | ✓ | | ✓ | |
| Curaçao | ✓ | ✓ | | |
| Dominican Republic | ✓ | ✓ | | |
| Ecuador | ✓ | ✓ | | |
| Haiti | ✓ | ✓ | | |
| Saint Martin | ✓ | | ✓ | |
| Trinidad and Tobago | ✓ | ✓ | | |
| Turks and Caicos | ✓ | ✓ | | |
| Uruguay | ✓ | ✓ | | |
| Venezuela | ✓ | ✓ | | |
| Belize | ✓ | | | |
| Bonaire | ✓ | | | |
| Cayman Islands | ✓ | | | |
| Dominica | ✓ | | | |
| Grenada | ✓ | | | |
| Guatemala | ✓ | | | |
| Guyana | | ✓ | | |
| Jamaica | ✓ | | | |
| Montserrat | ✓ | | | |
| Paraguay | | ✓ | | |
| Saba | | | | ✓ |
| Saint Barthélemy | ✓ | | | |
| Saint Lucia | ✓ | | | |

Map 1. Reported number of cumulative COVID-19 cases in the Region of the Americas and corresponding incidence rate (per 100,000 population) by country/territory. As of 21 June 2021

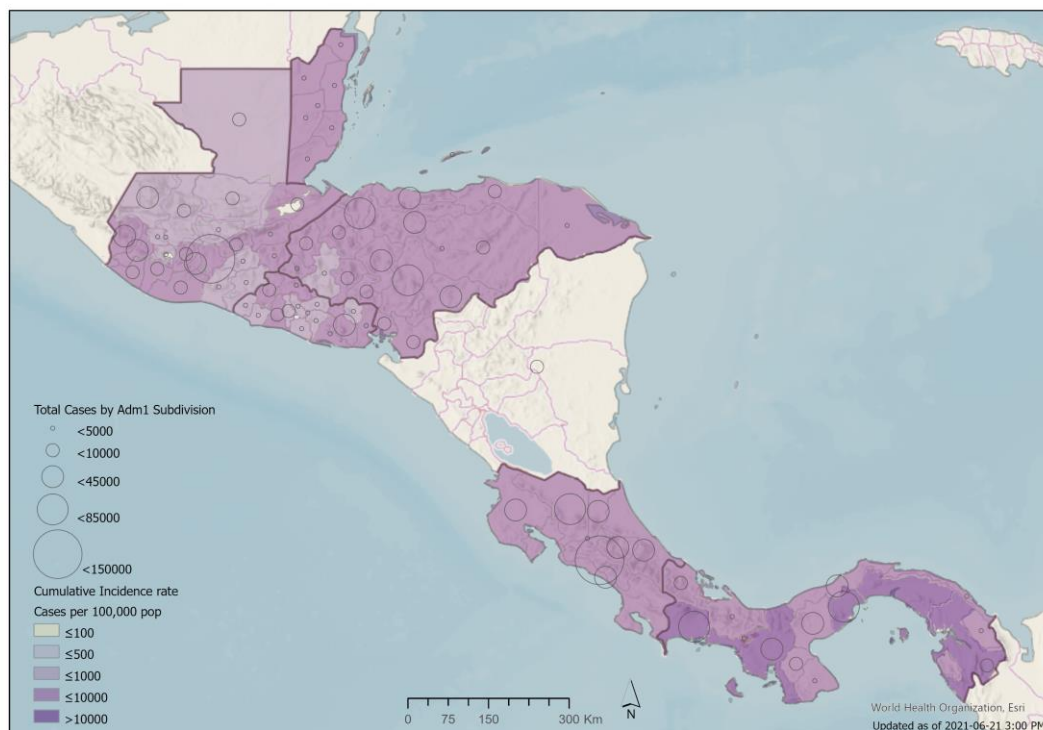


1.
2.



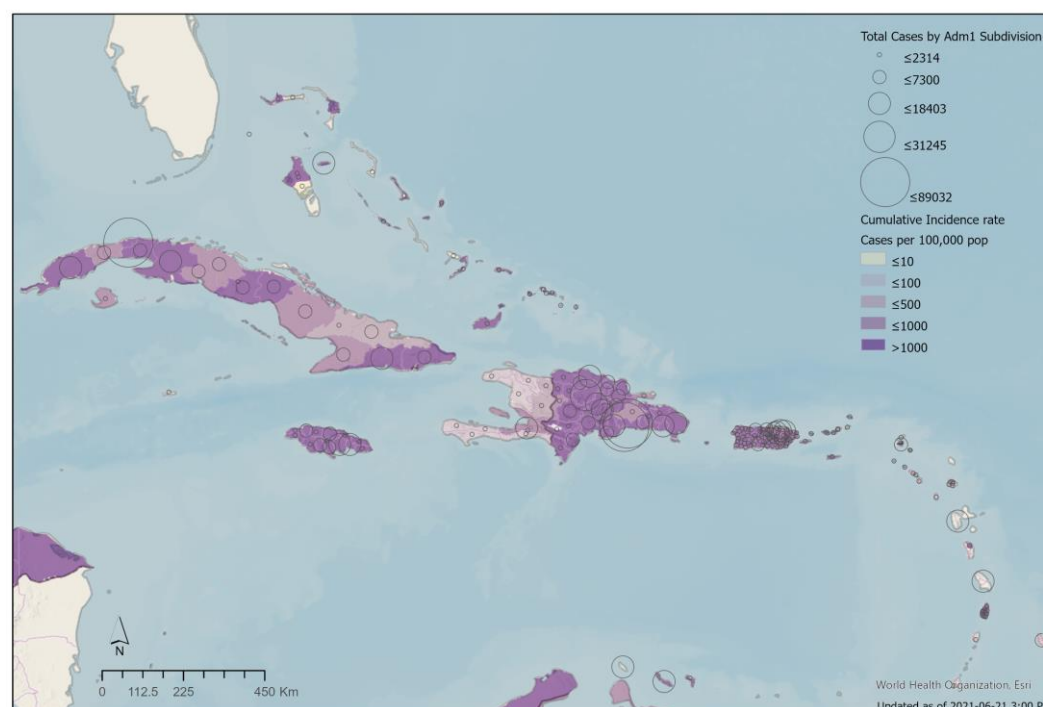
© Pan American Health Organization-World Health Organization 2020. All rights reserved.
The designations employed and the presentation of the material in these maps do not imply the expression of any opinion whatsoever on the part of the Secretariat of the Pan American Health Organization concerning the legal status of any country, territory, city or area or of its authorities, or concerning the delimitation of its frontiers or boundaries. Dotted and dashed lines on maps represent approximate border lines for which there may not yet be full agreement.

Map 2. Reported number of cumulative COVID-19 cases in the Central American sub-region and corresponding incidence rate (per 100,000 population) by country/territory (sub-national level). As of 21 June 2021
























































© Pan American Health Organization-World Health Organization 2020. All rights reserved.
The designations employed and the presentation of the material in these maps do not imply the expression of any opinion whatsoever on the part of the Secretariat of the Pan American Health Organization concerning the legal status of any country, territory, city or area or of its authorities, or concerning the delimitation of its frontiers or boundaries. Dotted and dashed lines on maps represent approximate border lines for which there may not yet be full agreement.



















































Map 3. Reported number of cumulative COVID-19 cases in the Caribbean sub-region and corresponding incidence rate (per 100,000 population) by country/territory (sub-national level). As of 21 June 2021



© Pan American Health Organization-World Health Organization 2020. All rights reserved.
The designations employed and the presentation of the material in these maps do not imply the expression of any opinion whatsoever on the part of the Secretariat of the Pan American Health Organization concerning the legal status of any country, territory, city or area or of its authorities, or concerning the delimitation of its frontiers or boundaries. Dotted and dashed lines on maps represent approximate border lines for which there may not yet be full agreement.

COVID-19 situation reported by countries and territories in the Americas,
as of 21 June 2021
 Updated as of 3 PM

| Sub-Region | Country/Territory | Cases | | | Deaths | | | Transmission Type |
|--------------------------------------|--------------------------------------|---|-------------------|------------------|---|----------------|------------------|-------------------------|
| | | 7 Day MA* Trend | Cummulative | 7day % change | 7 Day MA* Trend | Cummulative | 7day % change | |
| North America | Canada |  | 1,408,835 | -30% |  | 26,076 | -30% | Community transmission |
| | Mexico |  | 2,477,283 | 13% |  | 231,187 | -23% | Community transmission |
| | United States of America (the) |  | 33,216,865 | -22% |  | 596,643 | -21% | Community transmission |
| | Subtotal | | 37,102,983 | | | 853,906 | | |
| Central America | Belize |  | 13,004 | -14% |  | 328 | 0% | Community transmission |
| | Costa Rica |  | 353,298 | -10% |  | 4,506 | -16% | Community transmission |
| | El Salvador |  | 77,484 | 76% |  | 2,336 | 48% | Community transmission |
| | Guatemala |  | 280,854 | -9% |  | 8,735 | 69% | Community transmission |
| | Honduras |  | 253,875 | 4% |  | 6,766 | -11% | Community transmission |
| | Nicaragua |  | 6,243 | 16% |  | 189 | 0% | Community transmission |
| | Panama |  | 393,727 | 10% |  | 6,475 | -26% | Community transmission |
| | Subtotal | | 1,378,485 | | | 29,335 | | |
| South America | Argentina |  | 4,268,789 | -14% |  | 89,043 | -10% | Community transmission |
| | Bolivia (the Plurinational State of) |  | 422,047 | -24% |  | 16,132 | 14% | Community transmission |
| | Brazil |  | 17,927,928 | 11% |  | 501,825 | 3% | Community transmission |
| | Chile |  | 1,522,223 | -17% |  | 31,645 | 13% | Community transmission |
| | Colombia |  | 3,945,166 | 5% |  | 99,934 | 9% | Community transmission |
| | Ecuador |  | 446,633 | 17% |  | 21,304 | 7% | Community transmission |
| | Paraguay |  | 406,220 | -19% |  | 11,633 | -17% | Community transmission |
| | Peru |  | 2,029,625 | 30% |  | 190,425 | -22% | Community transmission |
| | Uruguay |  | 354,865 | -26% |  | 5,271 | -22% | Community transmission |
| | Venezuela (Bolivarian Republic of) |  | 260,740 | -5% |  | 2,958 | 17% | Community transmission |
| Subtotal | | 31,584,236 | | | 970,170 | | | |
| Caribbean and Atlantic Ocean Islands | Anguilla |  | 109 | 0% | | | | No Cases |
| | Antigua and Barbuda |  | 1,263 | 0% |  | 42 | 0% | Clusters of cases |
| | Aruba |  | 11,108 | 22% |  | 107 | 0% | Community transmission |
| | Bahamas (the) |  | 12,364 | -16% |  | 243 | 20% | Clusters of cases |
| | Barbados |  | 4,045 | 33% |  | 47 | 0% | Community transmission |
| | Bermuda |  | 2,504 | 133% |  | 33 | 0% | Imported/Sporadic cases |
| | Bonaire |  | 1,606 | 333% |  | 17 | 0% | Community transmission |

| | | | | | | | | |
|---|---|---|---------|---|---|-------|------------------------|-------------------------|
| Caribbean and Atlantic Ocean Islands | Cayman Islands |  | 608 | 150% |  | 2 | 0% | Imported/Sporadic cases |
| | Cuba |  | 169,365 | 15% |  | 1,170 | -1% | Community transmission |
| | Curacao |  | 12,318 | 44% |  | 125 | 0% | Community transmission |
| | Dominica |  | 191 | 100% | | | | Imported/Sporadic cases |
| | Dominican Republic (the) |  | 317,645 | 9% |  | 3,758 | -6% | Community transmission |
| | Falkland Islands (the) |  | 63 | 0% | | | | Imported/Sporadic cases |
| | French Guiana |  | 26,647 | 1% |  | 142 | -40% | Community transmission |
| | Grenada |  | 161 | 0% |  | 1 | 0% | No Cases |
| | Guadeloupe |  | 17,427 | -23% |  | 266 | -80% | Community transmission |
| | Guyana |  | 19,096 | -2% |  | 447 | 24% | Community transmission |
| | Haiti |  | 17,061 | -59% |  | 369 | -36% | Community transmission |
| | Jamaica |  | 49,712 | -5% |  | 1,034 | -43% | Community transmission |
| | Martinique |  | 12,199 | -1% |  | 99 | -100% | Community transmission |
| | Montserrat |  | 20 | 0% |  | 1 | 0% | No cases |
| | Puerto Rico |  | 139,753 | -7% |  | 2,540 | -9% | Community transmission |
| | Saba |  | 7 | 0% | | | | No cases |
| | Saint Barthelemy |  | 1,040 | 167% | | 1 | 0% | Clusters of cases |
| | Saint Kitts and Nevis |  | 341 | 41% | | 1 | 0% | Community transmission |
| | Saint Lucia |  | 5,216 | -23% |  | 80 | 0% | Community transmission |
| | Saint Martin |  | 2,314 | -25% |  | 26 | -67% | Community transmission |
| | Saint Pierre and Miquelon |  | 26 | -100% | | | | Imported/Sporadic cases |
| | Saint Vincent and the Grenadines |  | 2,195 | -39% | | 12 | 0% | Community transmission |
| | Sint Eustatius |  | 20 | 0% | | | | No cases |
| | Sint Maarten |  | 2,570 | 12% |  | 32 | -50% | Community transmission |
| | Suriname |  | 20,025 | -10% |  | 460 | 4% | Community transmission |
| | Trinidad and Tobago |  | 30,619 | -18% |  | 737 | -28% | Community transmission |
| | Turks and Caicos |  | 2,424 | -50% |  | 18 | 0% | Clusters of cases |
| | Virgin Islands (UK) |  | 295 | -100% |  | 1 | 0% | Clusters of cases |
| Virgin Islands (US) |  | 3,768 | -41% |  | 30 | 0% | Community transmission | |
| Subtotal | | 886,125 | | | 11,841 | | | |
| Total | | 70,951,829 | | | 1,865,252 | | | |

* 7 Day Moving Average

Legend

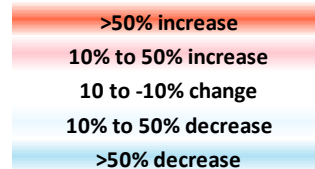


Table notes on the next page

NOTES: Case and death counts may include both confirmed and probable classifications depending on the reporting Member State.

- Antibody tests, including rapid diagnostic tests (RDTs) based on antibody detection, are not recommended for use by PAHO/WHO in clinical diagnosis. Antigen-detecting RDTs may be used following the WHO 11 September 2020 Guidance, available at: <https://bit.ly/2FkK2fs>
- Data is updated on a weekly basis for Guadeloupe, Martinique, Nicaragua, Saint Barthelemy, Saint Martin, and Saint Pierre and Miquelon.
- As of 11 November 2020, the previously aggregated Bonaire, Saba and Sint Eustatius are now being presented separately in the table.
- *A dispute exists between the Governments of Argentina and the United Kingdom of Great Britain and Northern Ireland concerning sovereignty over the Falkland Islands (the) (Malvinas)

Argentina: On 14 March 2021, due to daylight savings time observed in Eastern Standard Time zone, the Argentina data is no longer published by 3:00PM EST same day and is henceforth included in the following day table. Between 22 February and 14 March 2021, the data had corresponded to the same date.

Bahamas: According to the latest Bahamas Ministry of Health (MoH) publication, there are a total of 28 additional deaths under investigation, available at: <https://bit.ly/3wh84Aq>.

Ecuador: According to a 6 September Ecuador Ministry of Public Health press release, only cases confirmed by RT-PCR will be reported; previously, cases who tested positive by either RT-PCR or RDTs were reported, resulting in the exclusion of 8,956 cases. Available at: <https://bit.ly/3h2EWEA>.

El Salvador: Cumulative cases and deaths as published by the Government of El Salvador: <https://covid19.gob.sv/>. The government presents a retroactively adjusted epidemiological curve of daily cases on the same dashboard.

Guadeloupe: Deaths are aggregated for Guadeloupe, Saint Martin and Saint Barthelemy in Sante Publique France weekly publications; death counts for Guadeloupe are calculated subtracting deaths in Saint Martin and Saint Barthelemy. Available at: <https://bit.ly/39UMysd>.

Jamaica: According to the latest Jamaica Ministry of Health and Wellness press release, there are a total of 128 additional deaths under investigation, available at: <https://bit.ly/3qAwlJo>.

Mexico: On 1 June 2021, the Mexico Ministry of Health reported 4,272 deaths in 24 hours. Of these, 3,924 were reported in 2020 and the remaining were reported in 2021. Available at: <https://bit.ly/3pfdMA8>.

Nicaragua: Please note there are discrepancies with the data published by the Citizen's Observatory COVID-19 Nicaragua as of 18 June 2021. Available at: <https://bit.ly/3pw7ZVR>.

Peru: Aggregated case total as reported by the Peru MoH; latest disaggregated data available is 603,069 by RT-PCR + 488,631 by antigen tests + 928,016 by other RDTs. Antibody tests, including RDTs based on antibody detection, are not recommended for use by PAHO/WHO in clinical diagnosis. Antigen-detecting RDTs may be used following the WHO 11 September 2020 Guidance, available at: <https://bit.ly/3fjVKTM>. On 31 May 2021, the Government of Peru announced that, after revision, the death toll was 180,764 deaths as of 22 May 2021, available at: <https://bit.ly/3fYGi8V>. The number of cumulative deaths reported prior to the revision, on 30 May, was 69,342, available at: <https://bit.ly/3pkar2U>.

Puerto Rico: Aggregated case total as reported by the Puerto Rico Department of Health (DoH); 122,807 were positive by RT-PCR and 16,946 were positive by antigen tests; previously, cases who tested positive by either RT-PCR or serological RDTs were reported, resulting in the exclusion of 33,965 cases. Available at: <https://bit.ly/2VvjksQ>.

United States of America: Case and death counts include both confirmed and probable classifications, as published on the U.S. Centers for Disease Control and Prevention (US CDC) website on 20-June. Excludes American Samoa, Federated States of Micronesia, Guam, Commonwealth of the Northern Marianas, Puerto Rico, Palau, Republic of Marshall Islands and the

United States Virgin Islands. Case and death counts may differ from other US CDC data sources because these are provisional counts which are subject to change, including updates to data reported previously, adjustments can occur. Sources: <https://bit.ly/2RSpap5> and <https://bit.ly/2RVl2n6>.

Uruguay: According to the latest Uruguay Ministry of Public Health report, the total notes 12 positive cases reported in the last 24 hours were excluded from the total. Available at: <https://bit.ly/2UpV9hB>.

DATA ADJUSTMENTS: Differences in the total number of cases and/or deaths and respective % increases reflect the following adjustment(s):

Bahamas: The Bahamas Ministry of Health retrospectively released data for 17-19 June 2021, indicating 12,322, 12,327 and 12,350 cases, including 241, 243 and 243 deaths respectively. This has been retrospectively adjusted in the Americas 18-20 June 2021 tables. Available at: <https://bit.ly/3gJtr6l>, <https://bit.ly/3vJdCm7> and <https://bit.ly/3gHlfVQ>.

Bolivia: The Bolivia government retrospectively released data for 19 June 2021, indicating 420,961 cases, including 16,088 deaths; this has been retrospectively adjusted in the Americas 20 June 2021 table. Available at: <https://bit.ly/3qkeix9>.

Costa Rica: The Costa Rica MoH retrospectively released data for 19 June 2021, indicating 352,212 cases, including 4,490 deaths; this has been retrospectively adjusted in the Americas 20 June 2021 table. Available at: <https://bit.ly/2SKbtcE>.

Guatemala: The Guatemala Ministry of Health released data for 20 June 2021 after the 3pm cut off. Cases and deaths have been retrospectively adjusted for 20 June 2021 to align with the Guatemala MoH indicating 280,507 cases including 8,694 deaths. Available at: <https://bit.ly/2UfShDK>.

Honduras: The Honduras government data released for for 19 June 2021, indicating 253,128 cases, including 6,759 deaths has been retrospectively adjusted in the Americas 20 June 2021 table. Available at: <https://bit.ly/3gUJXAS>.