

Region of the Americas Update

Last 24 hours *

- 150,738** Additional cases
- 4,225** Additional deaths
- 0.21%** Relative increase in cases
- 0.20%** Relative increase in deaths
- 24** Countries/territories reporting new cases
- 20** Countries/territories reporting new deaths

Highest numbers of cases & deaths in the last 24 hrs.

Cases (≥ 1,000)

Brazil	82,288
Colombia	28,734
Argentina	15,631
Chile	5,743
Mexico	3,964
Peru	3,550
Paraguay	2,149
Uruguay	1,999
Cuba	1,436
Venezuela	1,273

Deaths (≥ 100)

Brazil	2,301
Colombia	589
Argentina	495
Peru	269
Mexico	192
Chile	121
Paraguay	117
Ecuador	110

Region of the Americas

70,815,310 cases

1,861,798 deaths

56

countries/areas/territories affected.

Global

177,617,064 cases

3,853,728 deaths

236

countries/areas/territories affected.

COVID-19 – Highlights

The Argentina Ministry of Health reported a case of [“black fungus” or mucromycosis associated with COVID-19](#) in diabetic person living in Formosan. “Mucormycosis is a severe, rapidly progressive disease that is very rare in the general population. The fatality rate is estimated at 40-80%. In the current context of the coronavirus pandemic, COVID-19 can present as mild to life-threatening pneumonia, with opportunistic co-infections caused by different bacteria and fungi, including mucormycosis.” Another probable case of mucromycosis associated with Covid-19 is being investigated in a person living in Buenos Aires.

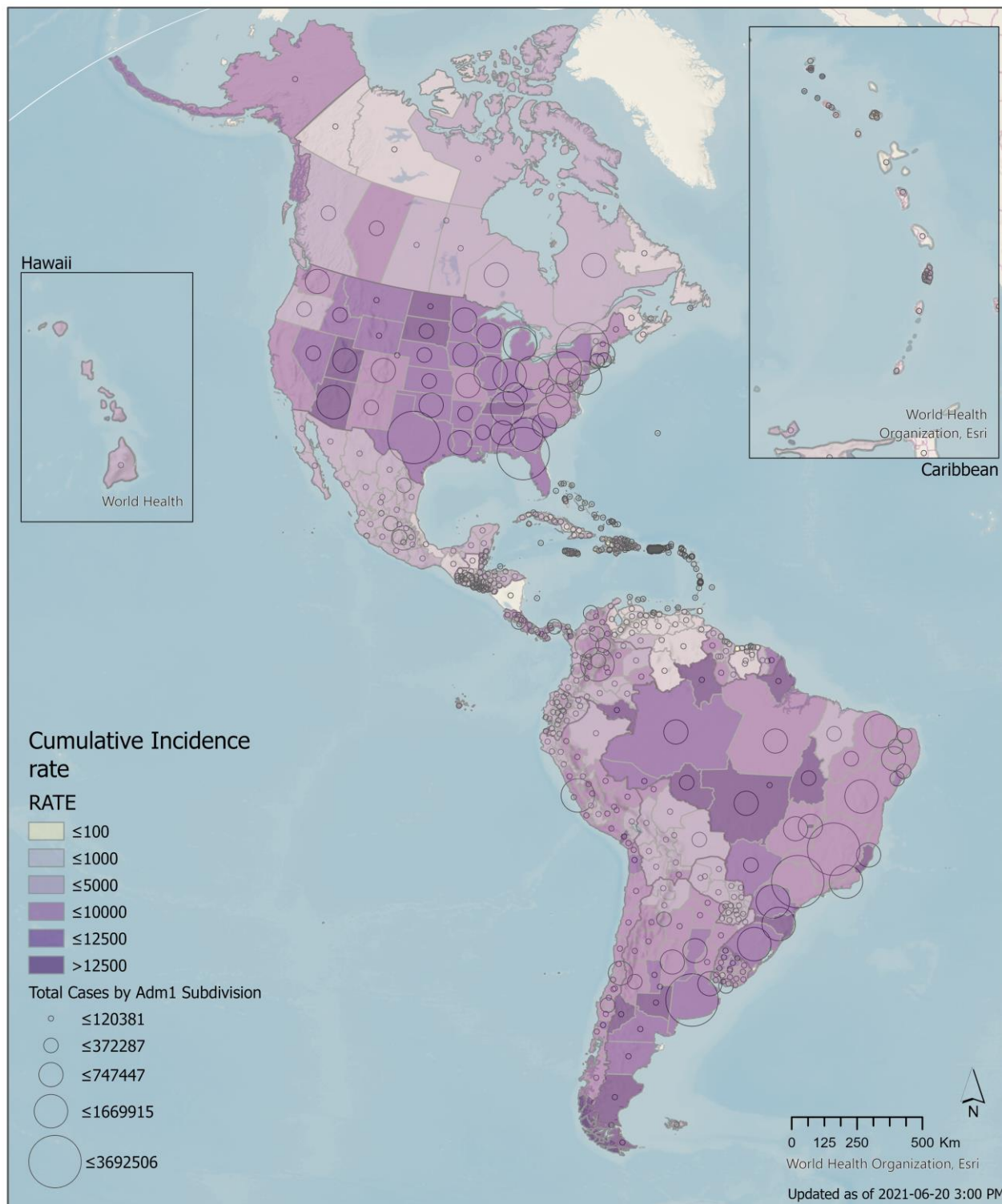
The Brazil State Department of Health (SES) authorized [municipalities to vaccinate adolescents 12 years and older with the Pfizer COVID-19 vaccine](#) if they suffer from serious comorbidities. This change is because the new strain of COVID-19 has been highly transmissible among adolescents and leave with comorbidities more exposed to risk.

Total cases, deaths & CFR (%) among PAHO countries/territories with ≥ 130,000 cumulative cases.

Country/Territory	Cases	Deaths	CFR (%)
United States of America	33,190,195	596,003	2.0%
Brazil	17,883,750	500,800	3.0%
Argentina	4,258,394	88,742	2.0%
Colombia	3,917,348	99,335	3.0%
Mexico	2,475,705	231,151	9.0%
Peru	2,026,729	190,202	9.0%
Chile	1,511,275	31,392	2.0%
Canada	1,408,123	26,054	2.0%
Ecuador	446,441	21,293	5.0%
Bolivia	419,313	16,009	4.0%
Paraguay	405,075	11,521	3.0%
Panama	393,144	6,468	2.0%
Uruguay	353,377	5,241	1.0%
Costa Rica	350,630	4,473	1.0%
Dominican Republic (the)	316,787	3,756	1.0%
Guatemala	278,409	8,595	3.0%
Venezuela	259,413	2,943	1.0%
Honduras	251,966	6,748	3.0%
Cuba	167,804	1,159	1.0%
Puerto Rico	139,713	2,540	2.0%

*Numbers may vary due to differences in reporting times.

Map 1. Reported number of cumulative COVID-19 cases in the Region of the Americas and corresponding incidence rate (per 100,000 population) by country/territory. As of 20 June 2021

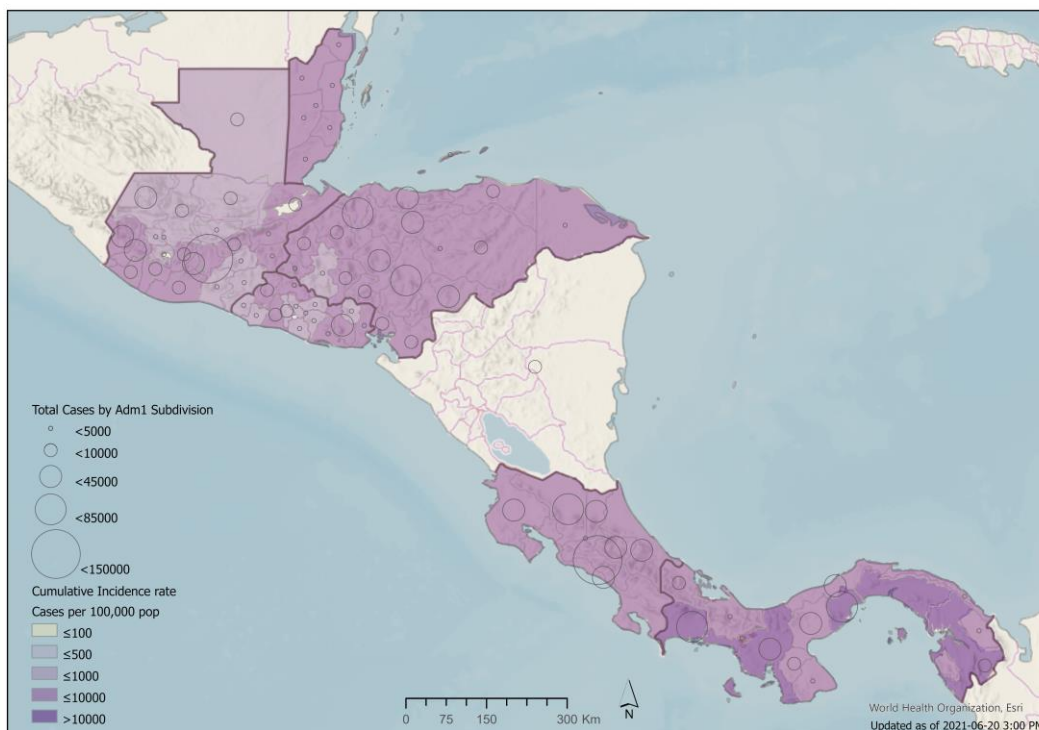


PAHO



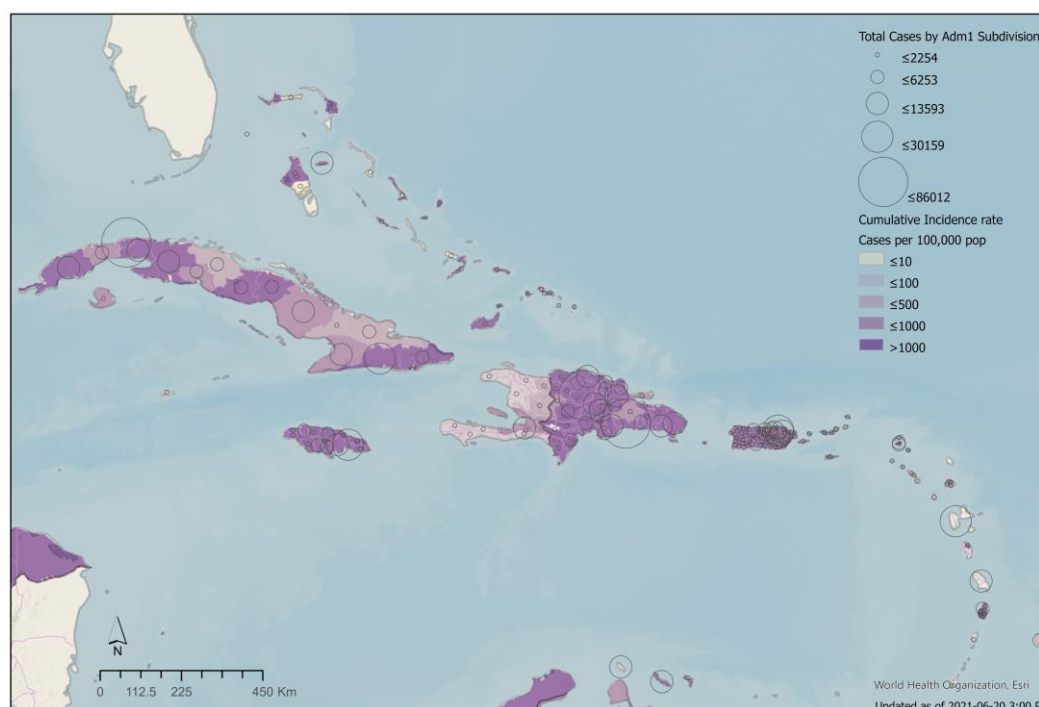
© Pan American Health Organization-World Health Organization 2020. All rights reserved. The designations employed and the presentation of the material in these maps do not imply the expression of any opinion whatsoever on the part of the Secretariat of the Pan American Health Organization concerning the legal status of any country, territory, city or area or of its authorities, or concerning the delimitation of its frontiers or boundaries. Dotted and dashed lines on maps represent approximate border lines for which there may not yet be full agreement.

Map 2. Reported number of cumulative COVID-19 cases in the Central American sub-region and corresponding incidence rate (per 100,000 population) by country/territory (sub-national level). As of 20 June 2021

























































© Pan American Health Organization-World Health Organization 2020. All rights reserved.
The designations employed and the presentation of the material in these maps do not imply the expression of any opinion whatsoever on the part of the Secretariat of the Pan American Health Organization concerning the legal status of any country, territory, city or area or of its authorities, or concerning the delimitation of its frontiers or boundaries. Dotted and dashed lines on maps represent approximate border lines for which there may not yet be full agreement.




















































Map 3. Reported number of cumulative COVID-19 cases in the Caribbean sub-region and corresponding incidence rate (per 100,000 population) by country/territory (sub-national level). As of 20 June 2021



© Pan American Health Organization-World Health Organization 2020. All rights reserved.
The designations employed and the presentation of the material in these maps do not imply the expression of any opinion whatsoever on the part of the Secretariat of the Pan American Health Organization concerning the legal status of any country, territory, city or area or of its authorities, or concerning the delimitation of its frontiers or boundaries. Dotted and dashed lines on maps represent approximate border lines for which there may not yet be full agreement.

COVID-19 situation reported by countries and territories in the Americas,
as of 20 June 2021
 Updated as of 3 PM

Sub-Region	Country/Territory	Cases			Deaths			Transmission Type
		7 Day MA* Trend	Cummulative	7day % change	7 Day MA* Trend	Cummulative	7day % change	
North America	Canada		1,408,123	-35%		26,054	-25%	Community transmission
	Mexico		2,475,705	-9%		231,151	-17%	Community transmission
	United States of America (the)		33,190,195	-22%		596,003	0%	Community transmission
	Subtotal		37,074,023			853,208		
Central America	Belize		13,004	79%		328	0%	Community transmission
	Costa Rica		350,630	-24%		4,473	5%	Community transmission
	El Salvador		76,697	-33%		2,332	-12%	Community transmission
	Guatemala		279,947	-12%		8,645	-29%	Community transmission
	Honduras		251,966	-7%		6,748	-44%	Community transmission
	Nicaragua		6,243	11%		189	0%	Community transmission
	Panama		393,144	-1%		6,468	3%	Community transmission
Subtotal		1,371,631			29,183			
South America	Argentina		4,258,394	45%		88,742	7%	Community transmission
	Bolivia (the Plurinational State of)		419,313	19%		16,009	45%	Community transmission
	Brazil		17,883,750	5%		500,800	1%	Community transmission
	Chile		1,517,018	11%		31,513	12%	Community transmission
	Colombia		3,917,348	-9%		99,335	1%	Community transmission
	Ecuador		446,441	-11%		21,293	4%	Community transmission
	Paraguay		405,075	21%		11,521	45%	Community transmission
	Peru		2,026,729	-8%		190,202	-9%	Community transmission
	Uruguay		353,377	24%		5,241	16%	Community transmission
	Venezuela (Bolivarian Republic of)		259,413	2%		2,943	15%	Community transmission
Subtotal		31,486,858			967,599			
Caribbean and Atlantic Ocean Islands	Anguilla		109	-100%				Clusters of cases
	Antigua and Barbuda		1,263	-54%		42	-100%	Clusters of cases
	Aruba		11,099	-26%		107	-50%	Community transmission
	Bahamas (the)		12,295	-2%		241	-38%	Clusters of cases
	Barbados		4,041	-19%		47	0%	Community transmission
	Bermuda		2,504	-31%		33	-100%	Community transmission
	Bonaire		1,603	-6%		17	-100%	Community transmission

Caribbean and Atlantic Ocean Islands	Cayman Islands		608	-47%		2	0%	Sporadic cases
	Cuba		167,804	1%		1,159	1%	Community transmission
	Curacao		12,308	0%		123	-20%	Community transmission
	Dominica		191	100%				Sporadic cases
	Dominican Republic (the)		316,787	-1%		3,756	-59%	Community transmission
	Falkland Islands (the)		63	0%				Sporadic cases
	French Guiana		26,450	20%		141	0%	Community transmission
	Grenada		161	0%		1	0%	Sporadic cases
	Guadeloupe		17,427	-33%		266	11%	Community transmission
	Guyana		18,973	-12%		444	-29%	Community transmission
	Haiti		17,061	51%		369	113%	Community transmission
	Jamaica		49,668	5%		1,033	6%	Community transmission
	Martinique		12,199	-33%		99	0%	Community transmission
	Montserrat		20	0%		1	0%	No cases
	Puerto Rico		139,713	-20%		2,540	-41%	Community transmission
	Saba		7	0%				Sporadic cases
	Saint Barthelemy		1,040	-63%		1	0%	Clusters of cases
	Saint Kitts and Nevis		330	0%		1	0%	Sporadic cases
	Saint Lucia		5,211	-23%		80	0%	Community transmission
	Saint Martin		2,314	-10%		26	0%	Community transmission
	Saint Pierre and Miquelon		26	0%				No cases
	Saint Vincent and the Grenadines		2,194	-26%		12	0%	Community transmission
	Sint Eustatius		20	0%				No cases
	Sint Maarten		2,561	236%		32	0%	Community transmission
	Suriname		19,748	36%		454	110%	Community transmission
	Trinidad and Tobago		30,513	28%		732	22%	Community transmission
	Turks and Caicos		2,424	150%		18	0%	Clusters of cases
	Virgin Islands (UK)		295	-100%		1	0%	Clusters of cases
Virgin Islands (US)		3,768	-28%		30	0%	Community transmission	
Subtotal		882,798			11,808			
Total		70,815,310			1,861,798			

* 7 Day Moving Average

Legend

	>50% increase
	10% to 50% increase
	10 to -10% change
	10% to 50% decrease
	>50% decrease

Table notes on the next page

NOTES: Case and death counts may include both confirmed and probable classifications depending on the reporting Member State.

- Antibody tests, including rapid diagnostic tests (RDTs) based on antibody detection, are not recommended for use by PAHO/WHO in clinical diagnosis. Antigen-detecting RDTs may be used following the WHO 11 September 2020 Guidance, available at: <https://bit.ly/2FkK2fs>
- Data is updated on a weekly basis for Guadeloupe, Martinique, Nicaragua, Saint Barthelemy, Saint Martin, and Saint Pierre and Miquelon.
- As of 11 November 2020, the previously aggregated Bonaire, Saba and Sint Eustatius are now being presented separately in the table.
- *A dispute exists between the Governments of Argentina and the United Kingdom of Great Britain and Northern Ireland concerning sovereignty over the Falkland Islands (the) (Malvinas)

Argentina: On 14 March 2021, due to daylight savings time observed in Eastern Standard Time zone, the Argentina data is no longer published by 3:00PM EST same day and is henceforth included in the following day table. Between 22 February and 14 March 2021, the data had corresponded to the same date.

Bahamas: According to the latest Bahamas Ministry of Health (MoH) publication, there are a total of 28 additional deaths under investigation, available at: <https://bit.ly/3wh84Aq>.

Ecuador: According to a 6 September Ecuador Ministry of Public Health press release, only cases confirmed by RT-PCR will be reported; previously, cases who tested positive by either RT-PCR or RDTs were reported, resulting in the exclusion of 8,956 cases. Available at: <https://bit.ly/3h2EWEA>.

El Salvador: Cumulative cases and deaths as published by the Government of El Salvador: <https://covid19.gob.sv/>. The government presents a retroactively adjusted epidemiological curve of daily cases on the same dashboard.

Guadeloupe: Deaths are aggregated for Guadeloupe, Saint Martin and Saint Barthelemy in Santé Publique France weekly publications; death counts for Guadeloupe are calculated subtracting deaths in Saint Martin and Saint Barthelemy. Available at: <https://bit.ly/39UMys>.

Jamaica: According to the latest Jamaica Ministry of Health and Wellness press release, there are a total of 128 additional deaths under investigation, available at: <https://bit.ly/3qAwlJo>.

Mexico: On 1 June 2021, the Mexico Ministry of Health reported 4,272 deaths in 24 hours. Of these, 3,924 were reported in 2020 and the remaining were reported in 2021. Available at: <https://bit.ly/3pfdMA8>.

Nicaragua: Please note there are discrepancies with the data published by the Citizen's Observatory COVID-19 Nicaragua as of 18 June 2021. Available at: <https://bit.ly/3pw7ZVR>

Peru: Aggregated case total as reported by the Peru MoH; latest disaggregated data available is 603,069 by RT-PCR + 488,631 by antigen tests + 928,016 by other RDTs. Antibody tests, including RDTs based on antibody detection, are not recommended for use by PAHO/WHO in clinical diagnosis. Antigen-detecting RDTs may be used following the WHO 11 September 2020 Guidance, available at: <https://bit.ly/3fjVKTM>. On 31 May 2021, the Government of Peru announced that, after revision, the death toll was 180,764 deaths as of 22 May 2021, available at: <https://bit.ly/3fYGi8V>. The number of cumulative deaths reported prior to the revision, on 30 May, was 69,342, available at: <https://bit.ly/3pkar2U>.

Puerto Rico: Aggregated case total as reported by the Puerto Rico Department of Health (DoH); 122,776 were positive by RT-PCR and 16,937 were positive by antigen tests; previously, cases who tested positive by either RT-PCR or serological RDTs were reported, resulting in the exclusion of 33,965 cases. Available at: <https://bit.ly/2VvjksQ>.

United States of America: Case and death counts include both confirmed and probable classifications, as published on the U.S. Centers for Disease Control and Prevention (US CDC) website on 19-June. Excludes American Samoa, Federated States of Micronesia, Guam, Commonwealth of the Northern Marianas, Puerto Rico, Palau, Republic of Marshall Islands and the

United States Virgin Islands. Case and death counts may differ from other US CDC data sources because these are provisional counts which are subject to change, including updates to data reported previously, adjustments can occur. Sources: <https://bit.ly/2RSpap5> and <https://bit.ly/2RVI2n6>. In observance of Juneteenth, the United States CDC COVID Data Tracker will run on limited data updates. As of 5 pm 20 June, there was no cases and deaths update.

Uruguay: According to the latest Uruguay Ministry of Public Health report, the total notes 22 positive cases reported in the last 24 hours were excluded from the total. Available at: <https://bit.ly/3vJCSIQ>.

DATA ADJUSTMENTS: Differences in the total number of cases and/or deaths and respective % increases reflect the following adjustment(s):

Guatemala: The Guatemala Ministry of Health retrospectively released data. Cases have been retrospectively adjusted for 19 June 2021 to align with the Guatemala MoH indicating 279,947 cases and 8,645 deaths. Available at: <https://bit.ly/3qd2B71>.