

Region of the Americas Update

Last 24 hours *

- 171,374** Additional cases
- 4,450** Additional deaths
- 0.25%** Relative increase in cases
- 0.24%** Relative increase in deaths
- 22** Countries/territories reporting new cases
- 18** Countries/territories reporting new deaths

Highest numbers of cases & deaths in the last 24 hrs.*

Cases (≥ 1,000)

Brazil	78,700
Colombia	29,998
Argentina	18,057
United States	11,678
Chile	7,481
Mexico	3,649
Peru	3,003
Uruguay	2,986
Bolivia	2,056
Paraguay	1,963
Venezuela	1,489
Cuba	1,470

Deaths (≥ 100)

Brazil	2,037
Colombia	577
Argentina	447
Peru	343
Mexico	274
United States	224
Paraguay	138
Chile	128

Region of the Americas

69,690,628 cases

1,831,222 deaths

56

countries/areas/territories affected.

Global

175,477,208 cases

3,797,227 deaths

236

countries/areas/territories affected.

COVID-19 – Highlights

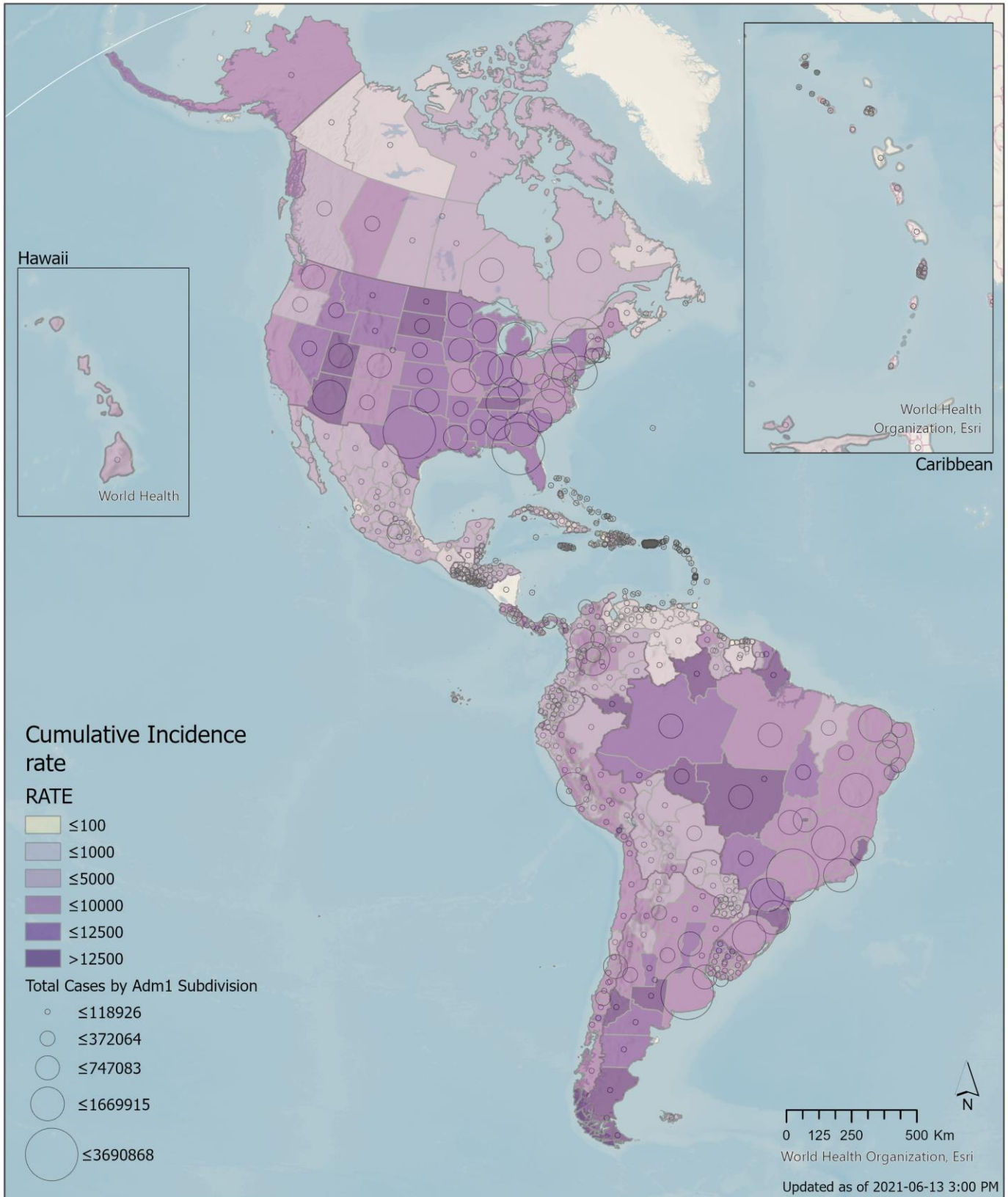
- Cases are on the rise once more in Saint Kitts and Nevis with 32 cases recorded in the previous 24 hours as of the 12 June reporting. This is almost three times the cases recorded on 9 June when 11 new cases were reported. The most recent data (12 June) indicates 123 active cases on the island and 0 deaths to date. [SKNIS.gov](#)
- According to a [NYTimes database](#), COVID-19 testing in the United States continues to decline – a trend that experts warn could make it difficult to identify outbreak and track the spread of the outbreak. Daily COVID-19 tests peaked during Mid-January in the US when about 1.8 million had been tested. The numbers have since dropped by more than half with an average of 700,000 tests per day being conducted. [NYTimes](#)

Total cases, deaths & CFR (%) among PAHO countries/territories with ≥ 100,000 cumulative cases.

Country/Territory	Cases	Deaths	CFR (%)
United States of America	33,132,301	594,496	1.8%
Brazil	17,374,818	486,272	2.8%
Argentina	4,111,147	85,075	2.1%
Colombia	3,724,705	95,192	2.6%
Mexico	2,452,469	230,097	9.4%
Peru	2,001,059	188,443	9.4%
Chile	1,476,473	30,707	2.1%
Canada	1,401,006	25,914	1.8%
Ecuador	438,934	21,048	4.8%
Bolivia	405,347	15,485	3.8%
Paraguay	389,650	10,699	2.7%
Panama	386,269	6,427	1.7%
Costa Rica	339,900	4,322	1.3%
Uruguay	336,470	4,956	1.5%
Dominican Republic	308,650	3,707	1.2%
Guatemala	271,703	8,455	3.1%
Venezuela	250,309	2,814	1.1%
Honduras	247,074	6,599	2.7%
Cuba	157,708	1,057	0.7%
Puerto Rico	139,364	2,530	1.8%

*Numbers may vary due to differences in reporting times.

Map 1. Reported number of cumulative COVID-19 cases in the Region of the Americas and corresponding incidence rate (per 100,000 population) by country/territory. As of 13 June 2021

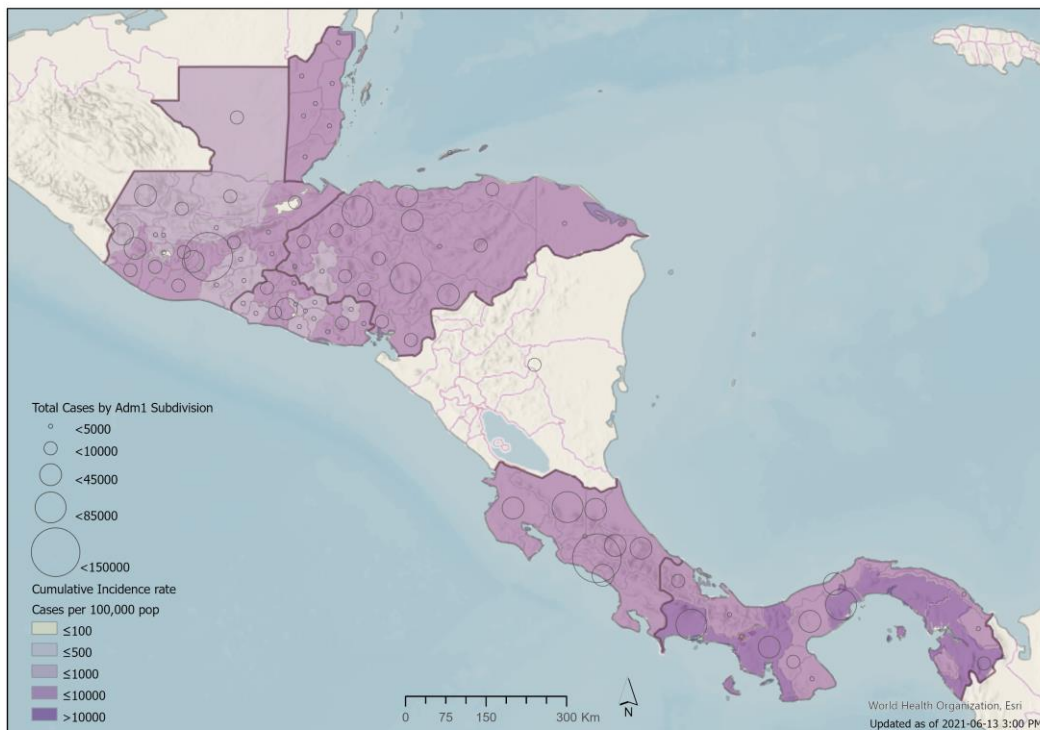


PAHO



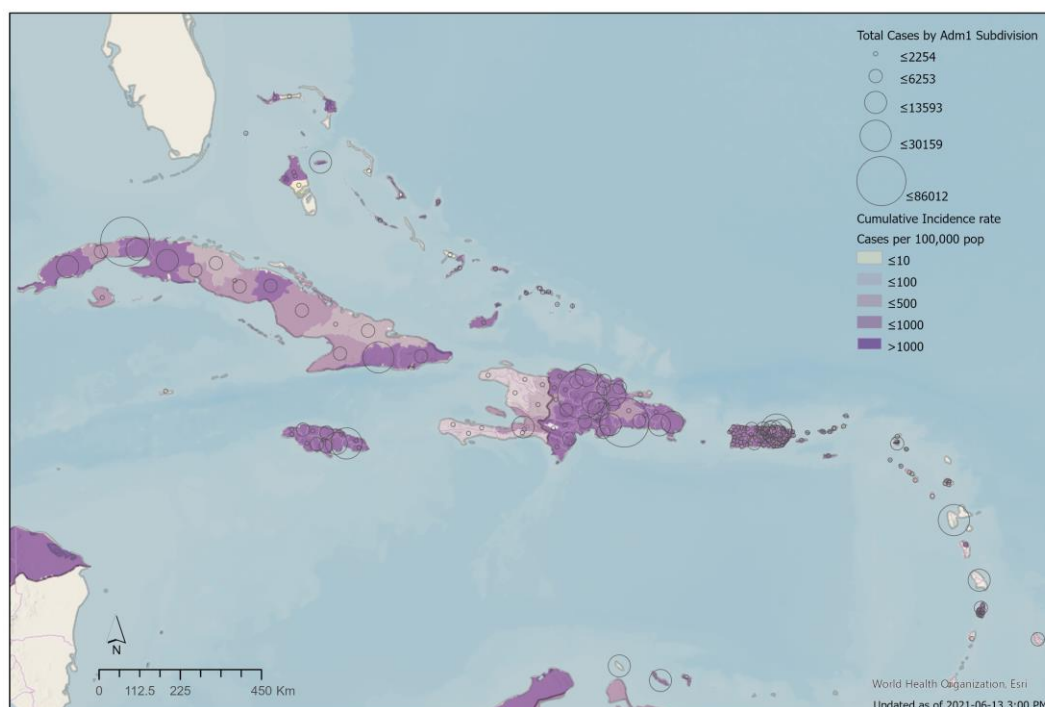
© Pan American Health Organization-World Health Organization 2020. All rights reserved. The designations employed and the presentation of the material in these maps do not imply the expression of any opinion whatsoever on the part of the Secretariat of the Pan American Health Organization concerning the legal status of any country, territory, city or area or of its authorities, or concerning the delimitation of its frontiers or boundaries. Dotted and dashed lines on maps represent approximate border lines for which there may not yet be full agreement.

Map 2. Reported number of cumulative COVID-19 cases in the Central American sub-region and corresponding incidence rate (per 100,000 population) by country/territory (sub-national level). As of 13 June 2021



© Pan American Health Organization-World Health Organization 2020. All rights reserved.
The designations employed and the presentation of the material in these maps do not imply the expression of any opinion whatsoever on the part of the Secretariat of the Pan American Health Organization concerning the legal status of any country, territory, city or area or of its authorities, or concerning the delimitation of its frontiers or boundaries. Dotted and dashed lines on maps represent approximate border lines for which there may not yet be full agreement.






















































Map 3. Reported number of cumulative COVID-19 cases in the Caribbean sub-region and corresponding incidence rate (per 100,000 population) by country/territory (sub-national level). As of 13 June 2021





















































© Pan American Health Organization-World Health Organization 2020. All rights reserved.
The designations employed and the presentation of the material in these maps do not imply the expression of any opinion whatsoever on the part of the Secretariat of the Pan American Health Organization concerning the legal status of any country, territory, city or area or of its authorities, or concerning the delimitation of its frontiers or boundaries. Dotted and dashed lines on maps represent approximate border lines for which there may not yet be full agreement.

COVID-19 situation reported by
countries and territories in the Americas,
as of 13 June 2021

Updated as of 3 PM

Sub-Region	Country/Territory	Cases			Deaths			Transmission Type
		7 Day MA* Trend	Cummulative	7day % change	7 Day MA* Trend	Cummulative	7day % change	
North America	Canada		1,401,006	-32%		25,914	-14%	Community transmission
	Mexico		2,452,469	-3%		230,097	-75%	Community transmission
	United States of America (the)		33,132,301	7%		594,496	-10%	Community transmission
	Subtotal		36,985,776			850,507		
Central America	Belize		12,938	10%		325	-100%	Community transmission
	Costa Rica		339,900	-25%		4,322	-19%	Community transmission
	El Salvador		75,351	35%		2,295	0%	Community transmission
	Guatemala		271,703	26%		8,455	3%	Community transmission
	Honduras		247,074	19%		6,599	-15%	Community transmission
	Nicaragua		6,085	17%		188	0%	Community transmission
	Panama		386,269	-4%		6,427	23%	Community transmission
	Subtotal		1,339,320			28,611		
South America	Argentina		4,111,147	-17%		85,075	12%	Community transmission
	Bolivia (the Plurinational State of)		405,347	3%		15,485	-8%	Community transmission
	Brazil		17,374,818	7%		486,272	20%	Community transmission
	Chile		1,476,473	-4%		30,707	0%	Community transmission
	Colombia		3,724,705	-3%		95,192	3%	Community transmission
	Ecuador		438,934	1%		21,048	-9%	Community transmission
	Paraguay		389,650	-9%		10,699	28%	Community transmission
	Peru		2,001,059	-28%		188,443	-9%	Community transmission
	Uruguay		336,470	-3%		4,956	-8%	Community transmission
	Venezuela (Bolivarian Republic of)		250,309	3%		2,814	14%	Community transmission
	Subtotal		30,508,912			940,691		
Caribbean and Atlantic Ocean Islands	Anguilla		109	0%				Clusters of cases
	Antigua and Barbuda		1,263	-100%		42	0%	Clusters of cases
	Aruba		11,069	-16%		107	0%	Community transmission
	Bahamas (the)		12,052	-77%		234	0%	Clusters of cases
	Barbados		4,036	-74%		47	0%	Community transmission
	Bermuda		2,497	0%		33	-100%	Clusters of cases
	Bonaire		1,591	-50%		17	0%	Community transmission

Caribbean and Atlantic Ocean Islands	Cayman Islands		592	-17%		2	0%	Sporadic cases
	Cuba		157,708	13%		1,057	-27%	Community transmission
	Curacao		12,291	200%		123	0%	Community transmission
	Dominica		189	0%				Sporadic cases
	Dominican Republic (the)		308,650	-17%		3,707	104%	Community transmission
	Falkland Islands (the)		63	0%				Sporadic cases
	French Guiana		25,506	-19%		133	140%	Community transmission
	Grenada		161	0%		1	0%	Sporadic cases
	Guadeloupe		17,288	-23%		265	0%	Community transmission
	Guyana		18,088	-41%		419	-39%	Community transmission
	Haiti		16,561	-23%		355	127%	Community transmission
	Jamaica		49,232	-42%		996	4%	Community transmission
	Martinique		12,130	-14%		99	0%	Community transmission
	Montserrat		20	0%		1	0%	No cases
	Puerto Rico		139,364	-15%		2,530	-29%	Community transmission
	Saba		7	0%				No cases
	Saint Barthelemy		1,032	-50%		1	0%	Clusters of cases
	Saint Kitts and Nevis		119	310%				Clusters of cases
	Saint Lucia		5,179	29%		80	-100%	Community transmission
	Saint Martin		2,228	11%		25	-57%	Community transmission
	Saint Pierre and Miquelon		25	0%				No cases
	Saint Vincent and the Grenadines		2,101	0%		12	0%	Community transmission
	Sint Eustatius		20	0%				No cases
	Sint Maarten		2,511	43%		31	0%	Community transmission
	Suriname		18,110	2%		393	6%	Community transmission
	Trinidad and Tobago		28,422	-30%		656	-2%	Community transmission
	Turks and Caicos		2,421	-100%		18	0%	Clusters of cases
	Virgin Islands (UK)		295	0%		1	0%	Clusters of cases
Virgin Islands (US)		3,690	-21%		28	-100%	Community transmission	
Subtotal		856,620			11,413			
Total		69,690,628			1,831,222			

* 7 Day Moving Average

Legend

>50% increase

10% to 50% increase

10 to -10% change

10% to 50% decrease

>50% decrease

Table notes on the next page.

"NOTES: Case and death counts may include both confirmed and probable classifications depending on the reporting Member State.

- Antibody tests, including rapid diagnostic tests (RDTs) based on antibody detection, are not recommended for use by PAHO/WHO in clinical diagnosis. Antigen-detecting RDTs may be used following the WHO 11 September 2020 Guidance, available at: <https://bit.ly/2FxK2fs>.
- Data is updated on a weekly basis for Guadeloupe, Martinique, Nicaragua, Saint Barthelemy, Saint Martin, and Saint Pierre and Miquelon.
- As of 11 November 2020, the previously aggregated Bonaire, Saba and Sint Eustatius are now being presented separately in the table.
- *A dispute exists between the Governments of Argentina and the United Kingdom of Great Britain and Northern Ireland concerning sovereignty over the Falkland Islands (the) (Malvinas) "

Argentina: On 14 March 2021, due to daylight savings time observed in Eastern Standard Time zone, the Argentina data is no longer published by 3:00PM EST same day and is henceforth included in the following day table. Between 22 February and 14 March 2021, the data had corresponded to the same date.

Bahamas: According to the latest Bahamas Ministry of Health (MoH) publication, there are a total of 00 additional deaths under investigation, available at: <https://bit.ly/3wh84Aq>,

Ecuador: According to a 6 September Ecuador Ministry of Public Health press release, only cases confirmed by RT-PCR will be reported; previously, cases who tested positive by either RT-PCR or RDTs were reported, resulting in the exclusion of 8,956 cases. Available at: <https://bit.ly/3h2EWEA> ,,

El Salvador: Cumulative cases and deaths as published by the Government of El Salvador: <https://covid19.gob.sv/>. The government presents a retroactively adjusted epidemiological curve of daily cases on the same dashboard.

Guadeloupe: Deaths are aggregated for Guadeloupe, Saint Martin and Saint Barthelemy in SantÃ© Publique France weekly publications; death counts for Guadeloupe are calculated subtracting deaths in Saint Martin and Saint Barthelemy. Available at: <https://bit.ly/39UMysd>

Jamaica: According to the latest Jamaica Ministry of Health and Wellness press release, there are a total of 136 additional deaths under investigation, available at: <https://bit.ly/3qAwIJo>

Mexico: On 1 June 2021, the Mexico Ministry of Health reported 4,272 deaths in 24 hours. Of these, 3,924 were reported in 2020 and the remaining were reported in 2021. Available at: <https://bit.ly/3pfdMA8>

Nicaragua: Please note there are discrepancies with the data published by the Citizen's Observatory COVID-19 Nicaragua as of 4 June 2021. Available at: <https://bit.ly/3pw7ZVR>

Peru: Aggregated case total as reported by the Peru MoH; latest disaggregated data available is 594,805 by RT-PCR + 477,780 by antigen tests + 925,471 by other RDTs. Antibody tests, including RDTs based on antibody detection, are not recommended for use by PAHO/WHO in clinical diagnosis. Antigen-detecting RDTs may be used following the WHO 11 September 2020 Guidance, available at: <https://bit.ly/3fjVKTm>. On 31 May 2021, the Government of Peru announced that, after revision, the death toll was 180,764 deaths as of 22 May 2021, available at: <https://bit.ly/3fYGj8V>. The number of cumulative deaths reported prior to the revision, on 30 May, was 69,342, available at: <https://bit.ly/3pkar2U>.

Puerto Rico: Aggregated case total as reported by the Puerto Rico Department of Health (DoH); 122,552 were positive by RT-PCR and 16,812 were positive by antigen tests; previously, cases who tested positive by either RT-PCR or serological RDTs were reported, resulting in the exclusion of 33,965 cases. Available at: <https://bit.ly/2VvjksQ>

United States of America: Case and death counts include both confirmed and probable classifications, as published on the U.S. Centers for Disease Control and Prevention (US CDC) website on 13-June. Excludes American Samoa, Federated States of Micronesia, Guam, Commonwealth of the Northern Marianas, Puerto Rico, Palau, Republic of Marshall Islands and the United States Virgin Islands. Case and death counts may differ from other US CDC data sources because these are provisional counts which are subject to change, including updates to data reported previously, adjustments can occur. Sources: <https://bit.ly/2RSsp5> and <https://bit.ly/2RVI2n6>.

Uruguay: According to the latest Uruguay Ministry of Public Health report, the total notes 45 positive cases reported in the last 24 hours were excluded from the total. Available at: <https://bit.ly/2SvdxVF>.