

Region of the Americas Update

Last 24 hours *

- 187,256** Additional cases
- 4,897** Additional deaths
- 0.27%** Relative increase in cases
- 0.27%** Relative increase in deaths
- 28** Countries/territories reporting new cases
- 24** Countries/territories reporting new deaths

Highest numbers of cases & deaths in the last 24 hrs.*

Cases (≥ 1,000)

Brazil	85,149
Colombia	29,570
Argentina	26,934
United States	12,354
Chile	7,573
Uruguay	3,457
Mexico	3,282
Bolivia	3,244
Peru	2,799
Paraguay	2,698
Costa Rica	1,852
Canada	1,442

Deaths (≥ 100)

Brazil	2,216
Argentina	687
Colombia	569
United States	394
Peru	253
Mexico	243

Region of the Americas

69,519,254 cases

1,826,772 deaths

56

countries/areas/territories affected.

Global

175,105,159 cases

3,787,387 deaths

236

countries/areas/territories affected.

COVID-19 – Highlights

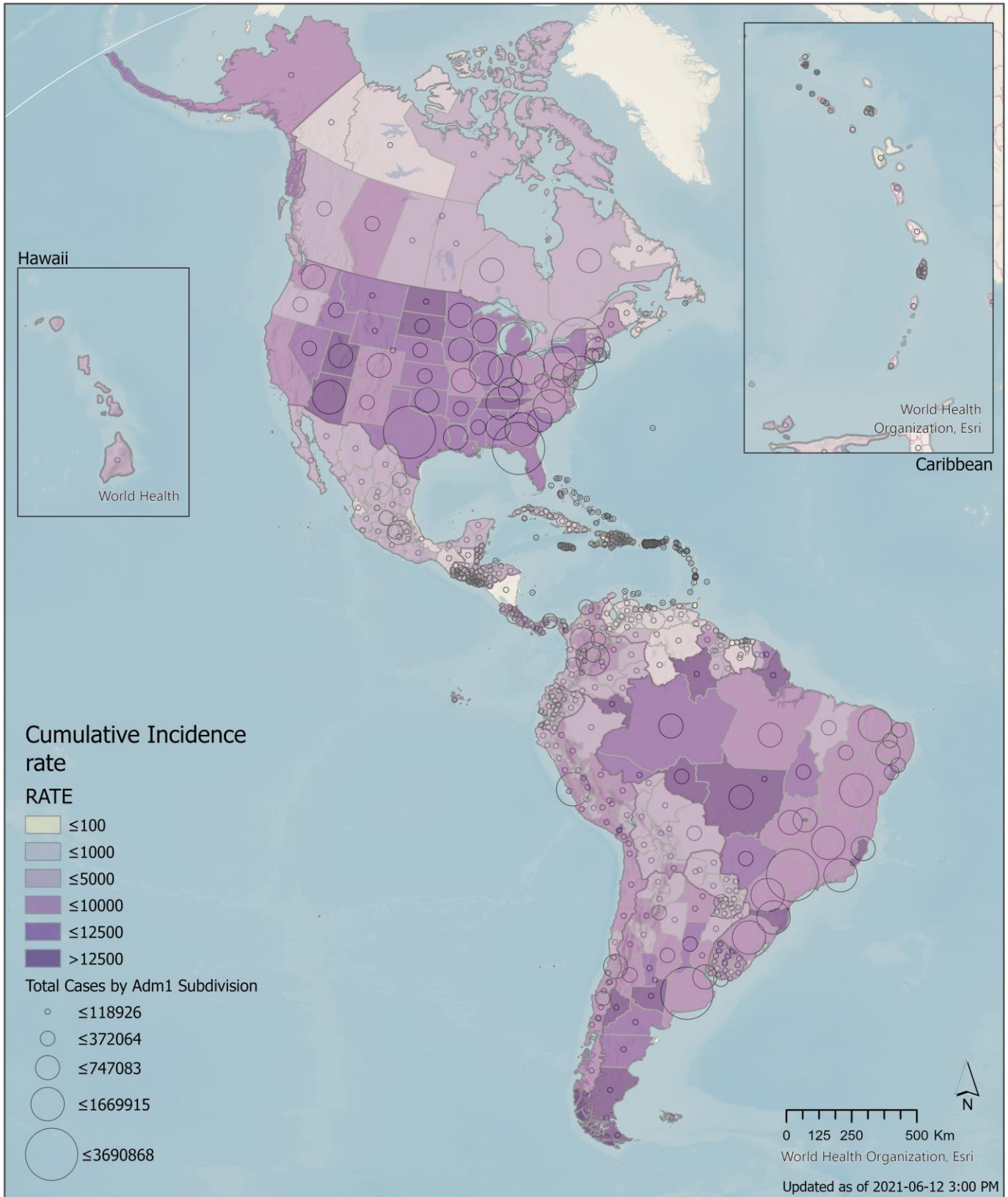
- On 11 June, PAHO/WHO published an epidemiological alert on COVID-19 associated Mucormycosis. [PAHO](#)
- A surveillance study of US children during the first wave of the pandemic found that multisystem inflammatory syndrome in children (MIS-C) was a rare complication associated with SARS-CoV-2 infection, but incidence was significantly higher in non-White racial and ethnic groups. [JAMA Network Open](#)
- According to media reports, approximately 12 Venezuela players and staff members have tested positive for the coronavirus a day before they were to play Brazil in the opening match of the South American soccer championship. The tournament was moved to Brazil less than two weeks ago after the scheduled host, Argentina, said it could not hold it safely during the pandemic. Colombia, the other co-host, had dropped out earlier. [NYTimes](#)

Total cases, deaths & CFR (%) among PAHO countries/territories with ≥ 100,000 cumulative cases.

Country/Territory	Cases	Deaths	CFR (%)
United States of America	33,120,623	594,272	1.8%
Brazil	17,296,118	484,235	2.8%
Argentina	4,093,090	84,628	2.1%
Colombia	3,694,707	94,615	2.6%
Mexico	2,448,820	229,823	9.4%
Peru	1,998,056	188,100	9.4%
Chile	1,468,992	30,579	2.1%
Canada	1,399,716	25,886	1.8%
Ecuador	437,121	20,997	4.8%
Bolivia	403,291	15,417	3.8%
Paraguay	387,687	10,561	2.7%
Panama	386,269	6,427	1.7%
Costa Rica	339,900	4,322	1.3%
Uruguay	333,484	4,906	1.5%
Dominican Republic	307,847	3,705	1.2%
Guatemala	269,308	8,416	3.1%
Venezuela	248,820	2,797	1.1%
Honduras	245,695	6,599	2.7%
Cuba	156,238	1,057	0.7%
Puerto Rico	139,323	2,530	1.8%

*Numbers may vary due to differences in reporting times.

Map 1. Reported number of cumulative COVID-19 cases in the Region of the Americas and corresponding incidence rate (per 100,000 population) by country/territory. As of 12 June 2021

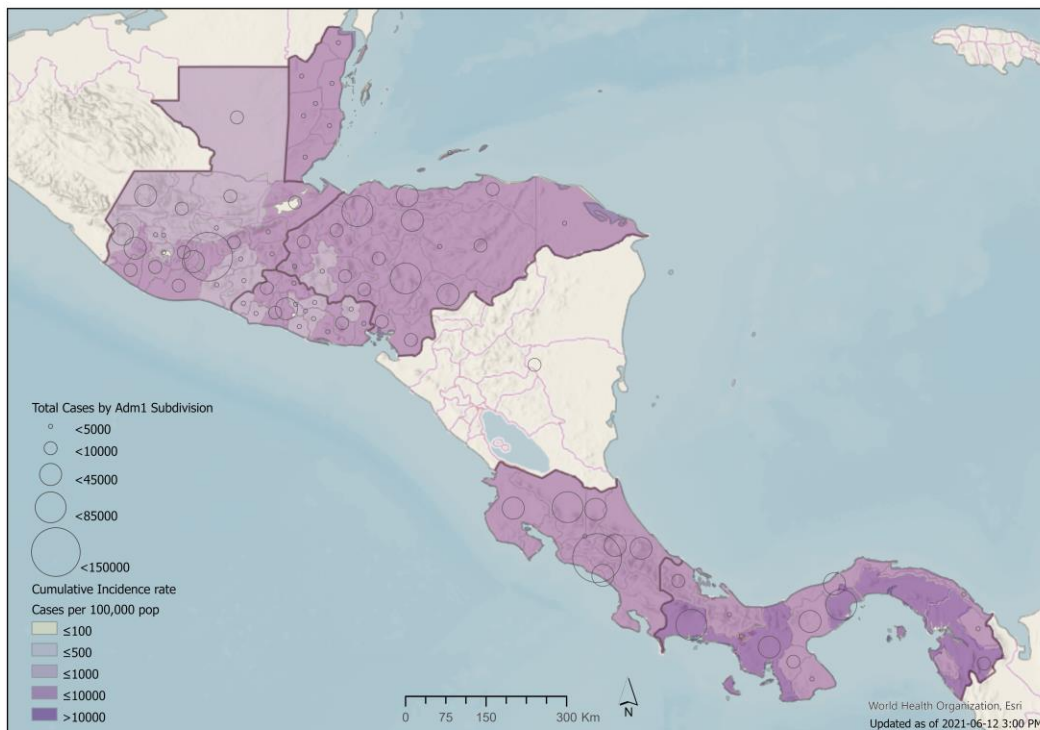


PAHO



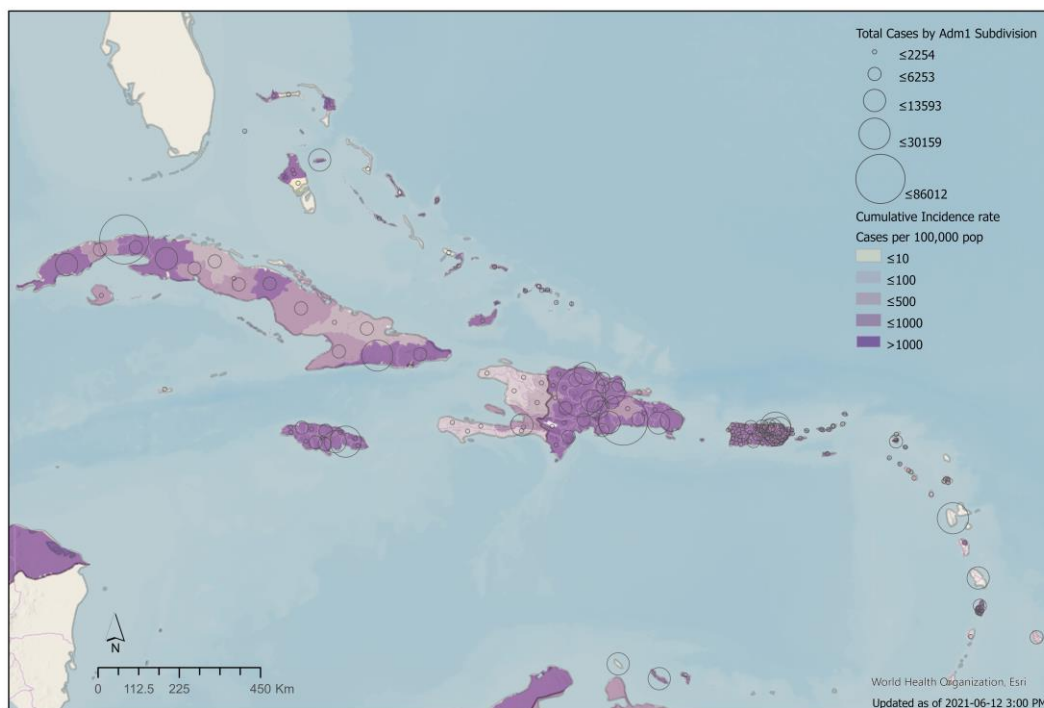
© Pan American Health Organization-World Health Organization 2020. All rights reserved. The designations employed and the presentation of the material in these maps do not imply the expression of any opinion whatsoever on the part of the Secretariat of the Pan American Health Organization concerning the legal status of any country, territory, city or area or of its authorities, or concerning the delimitation of its frontiers or boundaries. Dotted and dashed lines on maps represent approximate border lines for which there may not yet be full agreement.

Map 2. Reported number of cumulative COVID-19 cases in the Central American sub-region and corresponding incidence rate (per 100,000 population) by country/territory (sub-national level). As of 12 June 2021



© Pan American Health Organization-World Health Organization 2020. All rights reserved.
The designations employed and the presentation of the material in these maps do not imply the expression of any opinion whatsoever on the part of the Secretariat of the Pan American Health Organization concerning the legal status of any country, territory, city or area or of its authorities, or concerning the delimitation of its frontiers or boundaries. Dotted and dashed lines on maps represent approximate border lines for which there may not yet be full agreement.






















































Map 3. Reported number of cumulative COVID-19 cases in the Caribbean sub-region and corresponding incidence rate (per 100,000 population) by country/territory (sub-national level). As of 12 June 2021





























































© Pan American Health Organization-World Health Organization 2020. All rights reserved.
The designations employed and the presentation of the material in these maps do not imply the expression of any opinion whatsoever on the part of the Secretariat of the Pan American Health Organization concerning the legal status of any country, territory, city or area or of its authorities, or concerning the delimitation of its frontiers or boundaries. Dotted and dashed lines on maps represent approximate border lines for which there may not yet be full agreement.

COVID-19 situation reported by
countries and territories in the Americas,
as of 12 June 2021

Updated as of 3 PM

Sub-Region	Country/Territory	Cases			Deaths			Transmission Type
		7 Day MA* Trend	Cummulative	7day % change	7 Day MA* Trend	Cummulative	7day % change	
North America	Canada		1,399,716	-33%		25,886	-13%	Community transmission
	Mexico		2,448,820	-8%		229,823	-77%	Community transmission
	United States of America (the)		33,120,623	6%		594,272	0%	Community transmission
	Subtotal		36,969,159			849,981		
Central America	Belize		12,938	10%		325	-100%	Community transmission
	Costa Rica		339,900	-14%		4,322	-12%	Community transmission
	El Salvador		75,351	35%		2,292	4%	Community transmission
	Guatemala		269,308	5%		8,416	-14%	Community transmission
	Honduras		245,695	1%		6,599	-15%	Community transmission
	Nicaragua		6,085	17%		188	0%	Community transmission
	Panama		386,269	21%		6,427	58%	Community transmission
Subtotal		1,335,546			28,569			
South America	Argentina		4,093,090	-17%		84,628	13%	Community transmission
	Bolivia (the Plurinational State of)		403,291	5%		15,417	-1%	Community transmission
	Brazil		17,296,118	1%		484,235	14%	Community transmission
	Chile		1,468,992	-4%		30,579	-1%	Community transmission
	Colombia		3,694,707	1%		94,615	1%	Community transmission
	Ecuador		437,121	-15%		20,997	-22%	Community transmission
	Paraguay		387,687	-2%		10,561	33%	Community transmission
	Peru		1,998,056	-23%		188,100	-17%	Community transmission
	Uruguay		333,484	-5%		4,906	-2%	Community transmission
	Venezuela (Bolivarian Republic of)		248,820	5%		2,797	-4%	Community transmission
Subtotal		30,361,366			936,835			
Caribbean and Atlantic Ocean Islands	Anguilla		109	0%				Clusters of cases
	Antigua and Barbuda		1,263	-100%		42	0%	Clusters of cases
	Aruba		11,069	-16%		107	0%	Community transmission
	Bahamas (the)		12,052	-71%		234	0%	Clusters of cases
	Barbados		4,033	-80%		47	0%	Community transmission
	Bermuda		2,497	0%		33	-100%	Clusters of cases
	Bonaire		1,591	-50%		17	0%	Community transmission

Caribbean and Atlantic Ocean Islands	Cayman Islands		592	-17%		2	0%	Sporadic cases
	Cuba		156,238	9%		1,057	-10%	Community transmission
	Curacao		12,291	200%		123	0%	Community transmission
	Dominica		189	0%				Sporadic cases
	Dominican Republic (the)		307,847	-11%		3,705	121%	Community transmission
	Falkland Islands (the)		63	0%				Sporadic cases
	French Guiana		25,506	-19%		133	140%	Community transmission
	Grenada		161	0%		1	0%	Sporadic cases
	Guadeloupe		17,288	-23%		265	0%	Community transmission
	Guyana		18,088	-14%		419	-30%	Community transmission
	Haiti		16,079	-54%		346	64%	Community transmission
	Jamaica		49,232	-37%		996	45%	Community transmission
	Martinique		12,130	-14%		99	0%	Community transmission
	Montserrat		20	0%		1	0%	No cases
	Puerto Rico		139,323	-19%		2,530	-18%	Community transmission
	Saba		7	0%				No cases
	Saint Barthelemy		1,032	-50%		1	0%	Clusters of cases
	Saint Kitts and Nevis		119	310%				Clusters of cases
	Saint Lucia		5,168	-18%		80	-100%	Community transmission
	Saint Martin		2,228	11%		25	-57%	Community transmission
	Saint Pierre and Miquelon		25	0%				No cases
	Saint Vincent and the Grenadines		2,101	-20%		12	0%	Community transmission
	Sint Eustatius		20	0%				No cases
	Sint Maarten		2,511	43%		31	0%	Community transmission
	Suriname		17,799	5%		390	16%	Community transmission
	Trinidad and Tobago		28,106	-28%		644	-10%	Community transmission
	Turks and Caicos		2,421	-88%		18	0%	Clusters of cases
	Virgin Islands (UK)		295	0%		1	0%	Clusters of cases
Virgin Islands (US)		3,690	37%		28	-100%	Community transmission	
Subtotal		853,183			11,387			
Total		69,519,254			1,826,772			

* 7 Day Moving Average

Legend

>50% increase

10% to 50% increase

10 to -10% change

10% to 50% decrease

>50% decrease

Table notes on the next page.

NOTES: Case and death counts may include both confirmed and probable classifications depending on the reporting Member State.

- Antibody tests, including rapid diagnostic tests (RDTs) based on antibody detection, are not recommended for use by PAHO/WHO in clinical diagnosis. Antigen-detecting RDTs may be used following the WHO 11 September 2020 Guidance, available at: <https://bit.ly/2FxBK2fs>.
- Data is updated on a weekly basis for Guadeloupe, Martinique, Nicaragua, Saint Barthelemy, Saint Martin, and Saint Pierre and Miquelon.
- As of 11 November 2020, the previously aggregated Bonaire, Saba and Sint Eustatius are now being presented separately in the table.
- *A dispute exists between the Governments of Argentina and the United Kingdom of Great Britain and Northern Ireland concerning sovereignty over the Falkland Islands (the) (Malvinas) "

Argentina: On 14 March 2021, due to daylight savings time observed in Eastern Standard Time zone, the Argentina data is no longer published by 3:00PM EST same day and is henceforth included in the following day table. Between 22 February and 14 March 2021, the data had corresponded to the same date.

Bahamas: According to the latest Bahamas Ministry of Health (MoH) publication, there are a total of 00 additional deaths under investigation, available at: <https://bit.ly/3wh84Aq>,

Ecuador: According to a 6 September Ecuador Ministry of Public Health press release, only cases confirmed by RT-PCR will be reported; previously, cases who tested positive by either RT-PCR or RDTs were reported, resulting in the exclusion of 8,956 cases. Available at: <https://bit.ly/3h2EWEA>

El Salvador: Cumulative cases and deaths as published by the Government of El Salvador: <https://covid19.gob.sv/>. The government presents a retroactively adjusted epidemiological curve of daily cases on the same dashboard.

Guadeloupe: Deaths are aggregated for Guadeloupe, Saint Martin and Saint Barthelemy in Sante Publique France weekly publications; death counts for Guadeloupe are calculated subtracting deaths in Saint Martin and Saint Barthelemy. Available at: <https://bit.ly/39UMysd>

Jamaica: According to the latest Jamaica Ministry of Health and Wellness press release, there are a total of 138 additional deaths under investigation, available at: <https://bit.ly/3qAwIJo>

Mexico: On 1 June 2021, the Mexico Ministry of Health reported 4,272 deaths in 24 hours. Of these, 3,924 were reported in 2020 and the remaining were reported in 2021. Available at: <https://bit.ly/3pfdMA8>

Nicaragua: Please note there are discrepancies with the data published by the Citizen's Observatory COVID-19 Nicaragua as of 4 June 2021. Available at: <https://bit.ly/3pw7ZVR>

Peru: Aggregated case total as reported by the Peru MoH; latest disaggregated data available is 594,189 by RT-PCR + 475,940 by antigen tests + 925,128 by other RDTs. Antibody tests, including RDTs based on antibody detection, are not recommended for use by PAHO/WHO in clinical diagnosis. Antigen-detecting RDTs may be used following the WHO 11 September 2020 Guidance, available at: <https://bit.ly/3fjVKTm>. On 31 May 2021, the Government of Peru announced that, after revision, the death toll was 180,764 deaths as of 22 May 2021, available at: <https://bit.ly/3fYGj8V>. The number of cumulative deaths reported prior to the revision, on 30 May, was 69,342, available at: <https://bit.ly/3pkar2U>.

Puerto Rico: Aggregated case total as reported by the Puerto Rico Department of Health (DoH); 122,516 were positive by RT-PCR and 16,807 were positive by antigen tests; previously, cases who tested positive by either RT-PCR or serological RDTs were reported, resulting in the exclusion of 33,965 cases. Available at: <https://bit.ly/2VvjksQ>

United States of America: Case and death counts include both confirmed and probable classifications, as published on the U.S. Centers for Disease Control and Prevention (US CDC) website on 12-June. Excludes American Samoa, Federated States of Micronesia, Guam, Commonwealth of the Northern Marianas, Puerto Rico, Palau, Republic of Marshall Islands and the United States Virgin Islands. Case and death counts may differ from other US CDC data sources because these are provisional counts which are subject to change, including updates to data reported previously, adjustments can occur. Sources: <https://bit.ly/2RSsp5> and <https://bit.ly/2RVI2n6>.

Uruguay: According to the latest Uruguay Ministry of Public Health report, the total notes 45 positive cases reported in the last 24 hours were excluded from the total. Available at: <https://bit.ly/2SvdxVF>.