

Region of the Americas Update

3 PM WDC. 11 June 2021

Last 24 hours *

196,818	Additional cases
5,445	Additional deaths
0.28%	Relative increase in cases
0.30%	Relative increase in deaths
35	Countries/territories reporting new cases
26	Countries/territories reporting new deaths

Highest numbers of cases & deaths in the last 24 hrs.*

Cases (≥ 1,000)

Brazil	88,092
Colombia	29,302
Argentina	27,628
United States	13,304
Chile	7,941
Peru	4,054
Mexico	3,672
Uruguay	3,622
Bolivia	3,233
Paraguay	2,758
Costa Rica	2,041
Guatemala	1,861

Deaths (≥ 100)

Brazil	2,504
Argentina	669
Colombia	573
United States	513
Peru	368
Mexico	227
Paraguay	134
Chile	133

Region of the Americas

69,331,998 cases

1,821,875 deaths

56

countries/areas/territories affected.

Global

174,702,678 cases

3,775,879 deaths

236

countries/areas/territories affected.

Total cases, deaths & CFR (%) among PAHO countries/territories with ≥ 100,000 cumulative cases.

COVID-19 – Highlights

The Regional Government of Pasco of Peru will receive [21,809 doses of the Sinopharm COVID-19 vaccine to inoculate the indigenous communities in the region](#). Healthcare personnel will be provided all facilities to carry out the vaccination strategy in the region.

The [United States federal health officials have verified 226 cases of myocarditis in people ages 30 and younger following getting the COVID-19 vaccine](#). 250 more reports are being investigated. Of the 789 causes of myocarditis, most cases were reported in males. Cases are most reported in males with a median age of 24. most common symptoms were chest pain, elevated cardiac enzymes, ST or T wave changes, dyspnea, and abnormal echocardiography/imaging.

*Numbers may vary due to differences in reporting times.

Country/Territory	Cases	Deaths	CFR (%)
United States of America	33,108,269	593,878	1.8%
Brazil	17,210,969	482,019	2.8%
Argentina	4,066,156	83,941	2.1%
Colombia	3,665,137	94,046	2.6%
Mexico	2,445,538	229,580	9.4%
Peru	1,995,257	187,847	9.4%
Chile	1,461,419	30,472	2.1%
Canada	1,398,274	25,873	1.9%
Ecuador	437,121	20,997	4.8%
Bolivia	400,047	15,321	3.8%
Panama	385,353	6,419	1.7%
Paraguay	384,989	10,412	2.7%
Costa Rica	338,048	4,298	1.3%
Uruguay	330,027	4,862	1.5%
Dominican Republic	306,698	3,700	1.2%
Guatemala	269,308	8,416	3.1%
Venezuela	247,847	2,781	1.1%
Honduras	244,295	6,567	2.7%
Cuba	154,866	1,057	0.7%
Puerto Rico	139,254	2,529	1.8%

Information current as of 11 June 2021, 15h00 EST – Highlighted in grey: Updates with respect to the information published on 4 June 2021

Based on viral genomic sequencing, on 14 December 2020, the authorities of the United Kingdom reported to WHO a SARS-CoV-2 variant known as Alpha; on 18 December 2020, the authorities of the Republic of South Africa reported to WHO a SARS-CoV-2 variant known as Beta; and, on 13 January 2021, the authorities of Brazil reported to WHO a SARS-CoV-2 variant known as Gamma. SARS-CoV-2 variants Alpha, Beta, and Gamma are defined as Variants of Concern (VOC), together with variant Delta, identified in India in October 2020.¹

Starting on 18 December 2020, WHO shared that information with authorities across the globe about SARS-CoV-2 VOC and Variants of Interest (VOI), through dedicated channels established under the International Health Regulations (IHR), as well with the public through the WHO web site.^{2,3,4}

International traffic-related measures adopted by States Parties in the Americas in response to the detection of SARS-CoV-2 variants

The table below summarizes international traffic-related measures adopted by States Parties to the IHR in the Region of the Americas in response to the detection of SARS-CoV-2 variants. Measures adopted are consistent with current Temporary Recommendations,⁵ issued by the Director-General of WHO in the context of the Public Health Emergency of International Concern (PHEIC), determined on 30 January 2020 according to IHR provisions.

State Party issuing measures	Hyperlinked description of measures and language of publication ⁶	Date information about measures published on governmental web pages/social media accounts	State/s Party/ies concerned by measures issued
Argentina	Spanish Spanish	20-Dec-20 25-Mar-21	United Kingdom Brazil, Chile, Mexico, United Kingdom
Barbados	English	26-Apr-21	Brazil, India, Republic of South Africa
Bermuda, Overseas Territory of the United Kingdom	English	26-Apr-21	Brazil, India, Republic of South Africa
Bolivia	Spanish Spanish	22-Dec-20 06-Jan-21 15-Feb-21 17-Mar-21 01-Apr-21	All European countries Extension Brazil
Brazil	Portuguese Portuguese Portuguese	25-Dec-20 25-Jan-21 14-May-21	United Kingdom Republic of South Africa, United Kingdom Extension, and inclusion of India
Canada ⁷	English English ⁸	19-Feb-21 22-Apr-21	All countries India, Pakistan Extension ⁹

¹ <https://www.who.int/en/activities/tracking-SARS-CoV-2-variants/>

² <https://www.who.int/csr/don/21-december-2020-sars-cov2-variant-united-kingdom/en/>

³ <https://www.who.int/csr/don/31-december-2020-sars-cov2-variants/en/>

⁴ Coronavirus disease (COVID-19) Weekly Epidemiological Update and Weekly Operational Update:

<https://www.who.int/emergencies/diseases/novel-coronavirus-2019/situation-reports>

⁵ <https://tinyurl.com/49x5pvja>

⁷ Also reported to PAHO/WHO by the National IHR Focal Point of Canada. On 19 February 2021, the National IHR Focal Point of Canada also reported to PAHO/WHO the following extensions of international traffic-related measures: [Order in Council 2021-0075](#); [Order in Council 2021-0076](#); [Order in Council 2021-0077](#). On 2 March 2021, the National IHR Focal Point of Canada also reported to PAHO/WHO the following extensions of international traffic-related measures: [Interim Order No. 3 Restricting Pleasure Craft Navigation Due to COVID-19](#); [Interim Order No. 5 Respecting Passenger Vessel Restrictions Due to the Coronavirus Disease 2019 \(COVID-19\)](#). On 22 March 2021, the National IHR Focal Point of Canada also reported to PAHO/WHO the following extensions of international traffic-related measures: [Order in Council 2021-0173](#); [Order in Council 2021-0174](#). On 21 April 2021, the National IHR Focal Point of Canada also reported to PAHO/WHO the following extensions of international traffic-related measures: [Order in Council 2021-0313](#); [Order in Council 2021-0314](#); [Order in Council 2021-0315](#). On 21 May 2021, the National IHR Focal Point of Canada also reported to PAHO/WHO the following extensions of international traffic-related measures: [Border measures prohibiting foreign nationals from entering Canada from the United States](#); [Border measures prohibiting foreign nationals from entering Canada from any country other than the United States](#); and [Quarantine, Isolation and Other Obligations](#)

⁸ Also reported to PAHO/WHO by the National IHR Focal Point of Canada

⁹ Also reported to PAHO/WHO by the National IHR Focal Point of Canada

State Party issuing measures	Hyperlinked description of measures and language of publication ⁶	Date information about measures published on governmental web pages/social media accounts	State/s Party/ies concerned by measures issued
Chile	Spanish Spanish	20-Dec-20 01-Apr-21 26-Apr-21	United Kingdom All countries Extension
Colombia ¹⁰	Spanish Spanish Spanish Spanish	20-Dec-20 27-Jan-21 29-Mar-21 19-May-21	United Kingdom Brazil All countries India
Ecuador	Spanish	06-Apr-21	Brazil
Guatemala	Spanish	16-Apr-21 24-May-21	Brazil, Republic of South Africa, United Kingdom Amendment
Honduras	Spanish	29-Mar-21	Republic of South Africa, United Kingdom, South America
Jamaica	English	03-Apr-21 05-May-21 ¹¹	Argentina, Brazil, Chile, Colombia, Paraguay, Peru, United Kingdom Extension - Inclusion of India, Trinidad and Tobago, and exclusion of United Kingdom
Panama	Spanish Spanish Spanish	21-Dec-20 29-Mar-21 29-Apr-21	Republic of South Africa, United Kingdom South America Extensions and modifications of all the above
Peru	Spanish Spanish ¹² Spanish Spanish	31-Dec-20 15-Jan-21 27-Jan-21 15-Mar-21 29-Apr-21	All countries Europe, Republic of South Africa (Complements and extensions) Brazil, Republic of South Africa, United Kingdom Extension
Saint Kitts and Nevis [*]	English	9-Jun-21	Brazil, India, Republic of South Africa, United Kingdom
Saint Vincent and the Grenadines	English	23-Feb-21	Brazil, Republic of South Africa
Trinidad and Tobago	English	21-Dec-20	United Kingdom
United States ^{13,14}	English	24-Dec-20	United Kingdom

¹⁰ Also reported to PAHO/WHO by the National IHR Focal Point of Colombia

¹¹ Rationale underpinning measures adopted provided by the National IHR Focal Point of Jamaica on 20 May 2021

¹² Also reported to PAHO/WHO by the Ministry of Health of Peru

¹³ Also reported to PAHO/WHO by the National IHR Focal Point of the United States

¹⁴ On 18 March 2021, the Government of the United States published the extension, until 21 April 2021, of the following measure: <https://mx.usembassy.gov/travel-restrictions-fact-sheet/>. On 20 April 2021, this measure was [extended](#) until 21 May 2021. On 20 May 2021, this measure was [extended](#) until 21 June 2021.

State Party issuing measures	Hyperlinked description of measures and language of publication ⁶	Date information about measures published on governmental web pages/social media accounts	State/s Party/ies concerned by measures issued
	English	12-Jan-21	All countries
	English	25-Jan-21	Brazil, United Kingdom, Republic of Ireland, Republic of South Africa, Schengen Area ¹⁶
	English ¹⁵	30-Apr-21	India

***Saint Kitts and Nevis:** Effective 29 May 2021, full vaccination against COVID-19 is the condition for granting entry (<https://www.stkittstourism.kn/>), contravening both, current Temporary Recommendations,¹⁷ as well as Articles 35 and 36 of the IHR.

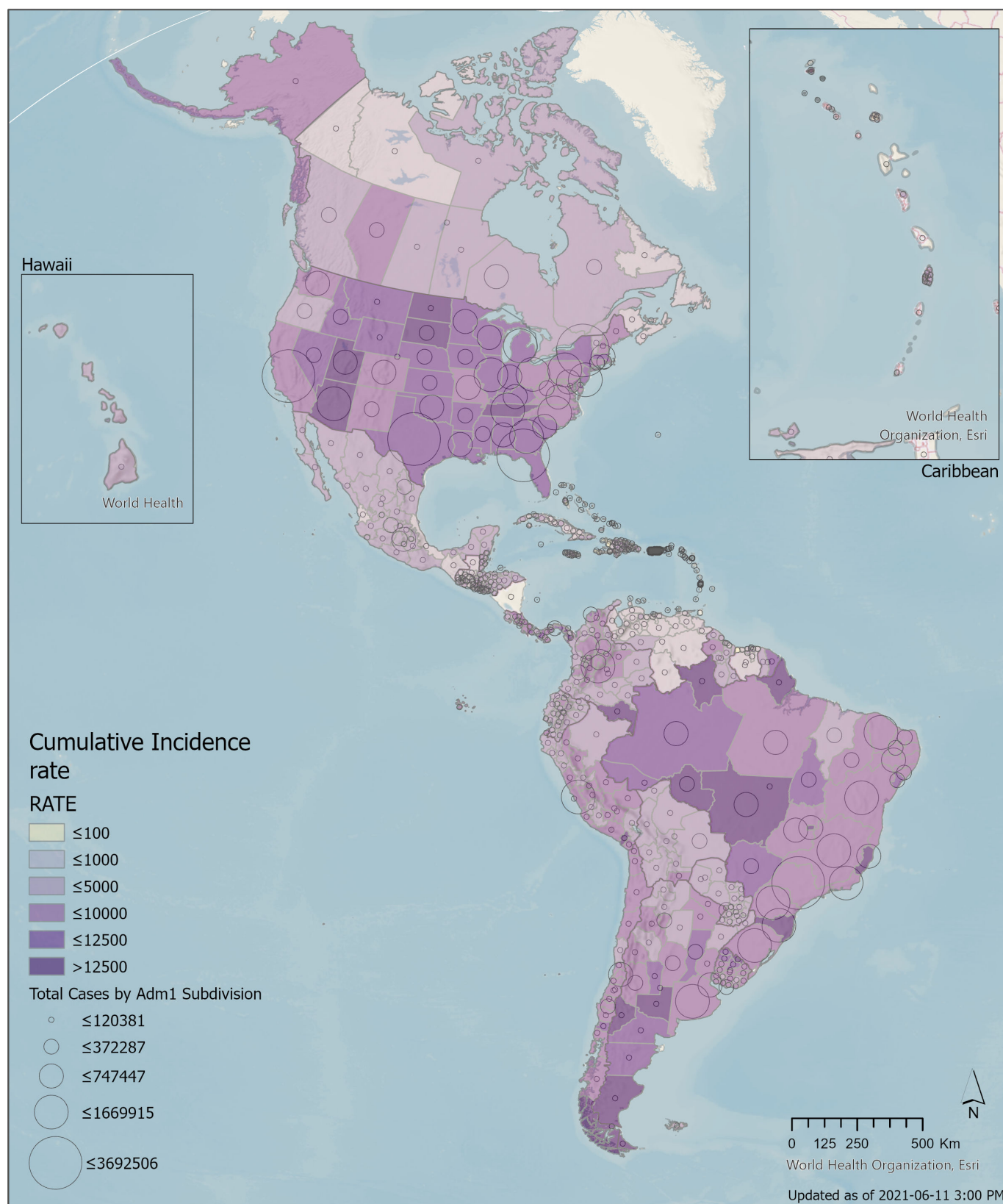
International traffic-related measures adopted by States Parties outside the Region of the Americas, including those in response to the detection of SARS-CoV-2 variants, are periodically published on the WHO secure [Event Information Site](#) (EIS), established pursuant to IH

¹⁵ Reported to PAHO/WHO by the National IHR Focal Point of the United States on 3 May 2021

¹⁶ The Schengen Area includes Austria, Belgium, Czech Republic, Denmark, Estonia, Finland, France, Germany, Greece, Hungary, Iceland, Italy, Latvia, Liechtenstein, Lithuania, Luxembourg, Malta, Netherlands, Norway, Poland, Portugal, Slovakia, Slovenia, Spain, Sweden, and Switzerland

¹⁷ <https://tinyurl.com/49x5pvja>

Map 1. Reported number of cumulative COVID-19 cases in the Region of the Americas and corresponding incidence rate (per 100,000 population) by country/territory. As of 11 June 2021



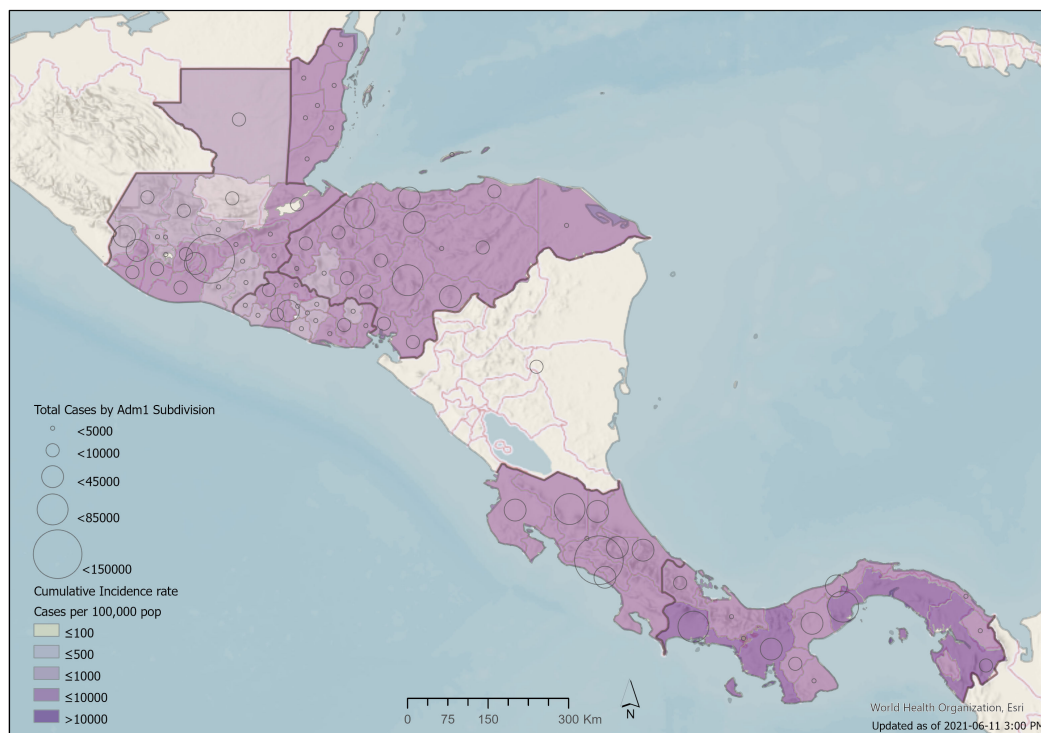
PAHO



© Pan American Health Organization-World Health Organization 2020. All rights reserved.

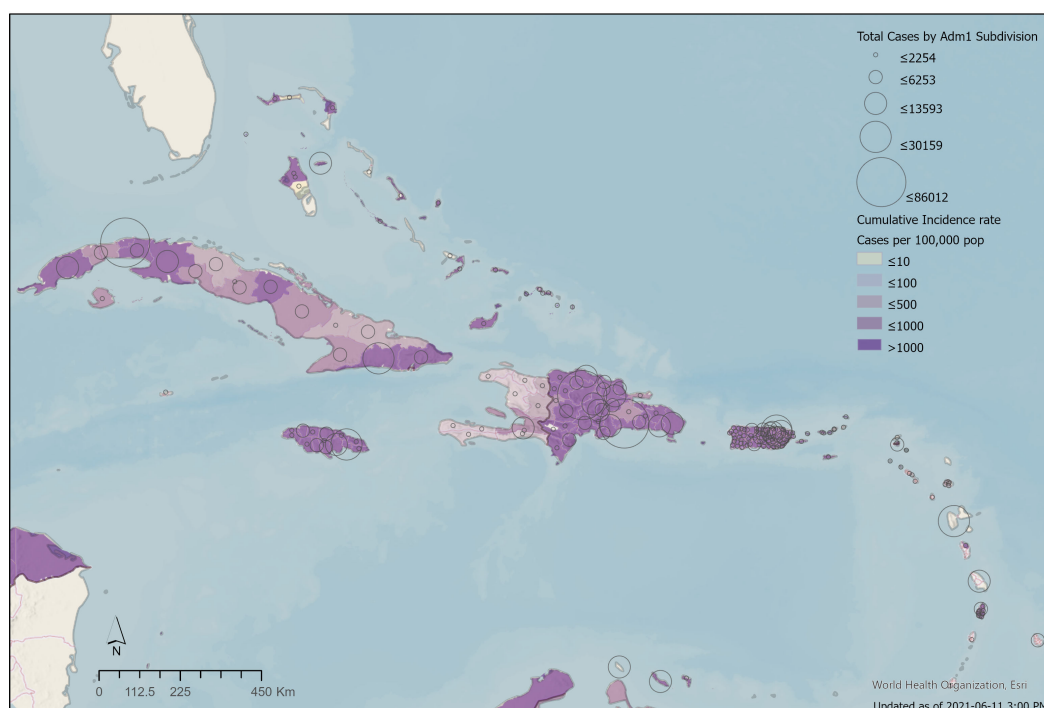
The designations employed and the presentation of the material in these maps do not imply the expression of any opinion whatsoever on the part of the Secretariat of the Pan American Health Organization concerning the legal status of any country, territory, city or area or of its authorities, or concerning the delimitation of its frontiers or boundaries. Dotted and dashed lines on maps represent approximate border lines for which there may not yet be full agreement.

Map 2. Reported number of cumulative COVID-19 cases in the Central American sub-region and corresponding incidence rate (per 100,000 population) by country/territory (sub-national level). As of 11 June 2021




















































































































© Pan American Health Organization-World Health Organization 2020. All rights reserved.
The designations employed and the presentation of the material in these maps do not imply the expression of any opinion whatsoever on the part of the Secretariat of the Pan American Health Organization concerning the legal status of any country, territory, city or area or of its authorities, or concerning the delimitation of its frontiers or boundaries. Dotted and dashed lines on maps represent approximate border lines for which there may not yet be full agreement.

Map 3. Reported number of cumulative COVID-19 cases in the Caribbean sub-region and corresponding incidence rate (per 100,000 population) by country/territory (sub-national level). As of 11 June 2021



© Pan American Health Organization-World Health Organization 2020. All rights reserved.
The designations employed and the presentation of the material in these maps do not imply the expression of any opinion whatsoever on the part of the Secretariat of the Pan American Health Organization concerning the legal status of any country, territory, city or area or of its authorities, or concerning the delimitation of its frontiers or boundaries. Dotted and dashed lines on maps represent approximate border lines for which there may not yet be full agreement.

<div>  <div> Pan American Health Organization </div>  <div> World Health Organization Americas </div> </div> <div> COVID-19 situation reported by countries and territories in the Americas, as of 11 June 2021 <i>Updated as of 3 PM</i> </div>								
Sub-Region	Country/Territory	Cases			Deaths			Transmission Type
		7 Day MA* Trend	Cummulative	7day % change	7 Day MA* Trend	Cummulative	7day % change	
North America	Canada		1,398,274	-34%		25,873	-2%	Community transmission
	Mexico		2,445,538	-11%		229,580	-79%	Community transmission
	United States of America (the)		33,108,269	4%		593,878	1%	Community transmission
	Subtotal		36,952,081			849,331		
Central America	Belize		12,924	65%		325	-100%	Community transmission
	Costa Rica		338,048	-11%		4,298	-11%	Community transmission
	El Salvador		75,351	-8%		2,288	22%	Community transmission
	Guatemala		269,308	33%		8,416	-4%	Community transmission
	Honduras		244,295	-18%		6,567	-3%	Community transmission
	Nicaragua		6,085	17%		188	0%	Community transmission
	Panama		385,353	30%		6,419	15%	Community transmission
	Subtotal		1,331,364			28,501		
South America	Argentina		4,066,156	-18%		83,941	9%	Community transmission
	Bolivia (the Plurinational State of)		400,047	4%		15,321	-6%	Community transmission
	Brazil		17,210,969	-12%		482,019	-1%	Community transmission
	Chile		1,461,419	0%		30,472	1%	Community transmission
	Colombia		3,665,137	5%		94,046	1%	Community transmission
	Ecuador		437,121	-16%		20,997	-30%	Community transmission
	Paraguay		384,989	5%		10,412	31%	Community transmission
	Peru		1,995,257	0%		187,847	-11%	Community transmission
	Uruguay		330,027	7%		4,862	2%	Community transmission
	Venezuela (Bolivarian Republic of)		247,847	7%		2,781	-19%	Community transmission
	Subtotal		30,198,969			932,698		
Caribbean and Atlantic Ocean Islands	Anguilla		109	0%				Clusters of cases
	Antigua and Barbuda		1,263	-67%		42	0%	Clusters of cases
	Aruba		11,069	-16%		107	0%	Community transmission
	Bahamas (the)		12,052	-65%		234	-33%	Clusters of cases
	Barbados		4,033	-65%		47	0%	Community transmission
	Bermuda		2,497	0%		33	-100%	Clusters of cases
	Bonaire		1,591	-50%		17	0%	Community transmission

Caribbean and Atlantic Ocean Islands	Cayman Islands		592	167%		2	0%	Sporadic cases
	Cuba		154,866	5%		1,057	10%	Community transmission
	Curacao		12,291	200%		123	0%	Community transmission
	Dominica		189	0%		0	0%	Sporadic cases
	Dominican Republic (the)		306,698	-9%		3,700	135%	Community transmission
	Falkland Islands (the)		63	0%				Sporadic cases
	French Guiana		25,506	26%		133	140%	Community transmission
	Grenada		161	0%		1	0%	Sporadic cases
	Guadeloupe		17,108	-34%		260	0%	Community transmission
	Guyana		18,088	-1%		419	-21%	Community transmission
	Haiti		16,079	-34%		346	50%	Community transmission
	Jamaica		49,170	-35%		990	25%	Community transmission
	Martinique		12,060	-57%		97	0%	Community transmission
	Montserrat		20	0%		1	0%	No cases
	Puerto Rico		139,254	-26%		2,529	-30%	Community transmission
	Saba		7	0%				No cases
	Saint Barthelemy		1,029	-14%		1	0%	Clusters of cases
	Saint Kitts and Nevis		119	193%		0	0%	Clusters of cases
	Saint Lucia		5,160	-42%		80	-100%	Community transmission
	Saint Martin		2,113	-9%		22	0%	Community transmission
	Saint Pierre and Miquelon		25	0%				No cases
	Saint Vincent and the Grenadines		2,101	-39%		12	0%	Community transmission
	Sint Eustatius		20	0%				No cases
	Sint Maarten		2,511	43%		31	0%	Community transmission
	Suriname		17,546	12%		384	18%	Community transmission
	Trinidad and Tobago		27,806	-23%		630	-4%	Community transmission
	Turks and Caicos		2,421	-75%		18	0%	Clusters of cases
	Virgin Islands (UK)		295	0%		1	0%	Clusters of cases
	Virgin Islands (US)		3,672	-5%		28	-100%	Community transmission
	Subtotal		849,584			11,345		
Total			69,331,998			1,821,875		

* 7 Day Moving Average

Legend

>50% increase
10% to 50% increase
10 to -10% change
10% to 50% decrease
>50% decrease

Table notes on the next page.

NOTES: Case and death counts may include both confirmed and probable classifications depending on the reporting Member State.

- Antibody tests, including rapid diagnostic tests (RDTs) based on antibody detection, are not recommended for use by PAHO/WHO in clinical diagnosis. Antigen-detecting RDTs may be used following the WHO 11 September 2020 Guidance, available at:

<https://bit.ly/2FxK2fs>.

- Data is updated on a weekly basis for Guadeloupe, Martinique, Nicaragua, Saint Barthelemy, Saint Martin, and Saint Pierre and Miquelon.
- As of 11 November 2020, the previously aggregated Bonaire, Saba and Sint Eustatius are now being presented separately in the table.
- *A dispute exists between the Governments of Argentina and the United Kingdom of Great Britain and Northern Ireland concerning sovereignty over the Falkland Islands (the) (Malvinas)

Argentina: On 14 March 2021, due to daylight savings time observed in Eastern Standard Time zone, the Argentina data is no longer published by 3:00PM EST same day and is henceforth included in the following day table. Between 22 February and 14 March 2021, the data had corresponded to the same date.

Bahamas: According to the latest Bahamas Ministry of Health (MoH) publication, there are a total of 28 additional deaths under investigation, available at: <https://bit.ly/3wh84Aq>.

Ecuador: According to a 6 September Ecuador Ministry of Public Health press release, only cases confirmed by RT-PCR will be reported; previously, cases who tested positive by either RT-PCR or RDTs were reported, resulting in the exclusion of 8,956 cases. Available at: <https://bit.ly/3h2EWEA>.

El Salvador: Cumulative cases and deaths as published by the Government of El Salvador: <https://covid19.gob.sv/>. The government presents a retroactively adjusted epidemiological curve of daily cases on the same dashboard.

Guadeloupe: Deaths are aggregated for Guadeloupe, Saint Martin and Saint Barthelemy in Santé Publique France weekly publications; death counts for Guadeloupe are calculated subtracting deaths in Saint Martin and Saint Barthelemy. Available at: <https://bit.ly/39UMysd>.

Jamaica: According to the latest Jamaica Ministry of Health and Wellness press release, there are a total of 138 additional deaths under investigation, available at: <https://bit.ly/3qAwIJo>.

Mexico: On 1 June 2021, the Mexico Ministry of Health reported 4,272 deaths in 24 hours. Of these, 3,924 were reported in 2020 and the remaining were reported in 2021. Available at: <https://bit.ly/3pfdMA8>.

Nicaragua: Please note there are discrepancies with the data published by the Citizen's Observatory COVID-19 Nicaragua as of 4 June 2021. Available at: <https://bit.ly/3pw7ZVR>.

Peru: Aggregated case total as reported by the Peru MoH; latest disaggregated data available is 594,189 by RT-PCR + 475,940 by antigen tests + 925,128 by other RDTs. Antibody tests, including RDTs based on antibody detection, are not recommended for use by PAHO/WHO in clinical diagnosis. Antigen-detecting RDTs may be used following the WHO 11 September 2020 Guidance, available at: <https://bit.ly/3fjVKTM>. On 31 May 2021, the Government of Peru announced that, after revision, the death toll was 180,764 deaths as of 22 May 2021, available at: <https://bit.ly/3fYGj8V>. The number of cumulative deaths reported prior to the revision, on 30 May, was 69,342, available at: <https://bit.ly/3pkar2U>.

Puerto Rico: Aggregated case total as reported by the Puerto Rico Department of Health (DoH); 122,454 were positive by RT-PCR and 16,800 were positive by antigen tests; previously, cases who tested positive by either RT-PCR or serological RDTs were reported, resulting in the exclusion of 33,965 cases. Available at: <https://bit.ly/2VvjksQ>.

United States of America: Case and death counts include both confirmed and probable classifications, as published on the U.S. Centers for Disease Control and Prevention (US CDC) website on 11-June. Excludes American Samoa, Federated States of Micronesia, Guam, Commonwealth of the Northern Marianas, Puerto Rico, Palau, Republic of Marshall Islands and the United States Virgin Islands. Case and death counts may differ from other US CDC data sources because these are provisional counts which are subject to change, including updates to data reported previously, adjustments can occur. Sources: <https://bit.ly/2RSpap5> and <https://bit.ly/2RVI2n6>.

Uruguay: According to the latest Uruguay Ministry of Public Health report, the total notes 45 positive cases reported in the last 24 hours were excluded from the total. Available at: <https://bit.ly/2SvdxVF>.

DATA ADJUSTMENTS: Differences in the total number of cases and/or deaths and respective % increases reflect the following adjustment(s):

Ecuador: The Ecuador Ministry of Public Health released the 10 June data of 436,023 cases including 20,949 deaths after the 3 PM time cut off. The data has been retrospectively added to the 10 June Americas table. Report available at: <https://bit.ly/3zobovp>.