

## Region of the Americas Update

3 PM WDC. 4 June 2021

### Last 24 hours \*

<b>199,472</b>	Additional cases
<b>4,609</b>	Additional deaths
<b>0.29%</b>	Relative increase in cases
<b>0.26%</b>	Relative increase in deaths
<b>36</b>	Countries/territories reporting new cases
<b>24</b>	Countries/territories reporting new deaths

### Highest numbers of cases & deaths in the last 24 hrs.\*

#### Cases (≥ 1,000)

Brazil	<b>83,391</b>
Argentina	<b>32,291</b>
Colombia	<b>28,624</b>
United States	<b>18,568</b>
Chile	<b>8,245</b>
Paraguay	<b>3,262</b>
Peru	<b>3,261</b>
Mexico	<b>2,894</b>
Uruguay	<b>2,887</b>
Bolivia	<b>2,429</b>
Costa Rica	<b>2,181</b>
Canada	<b>2,167</b>

#### Deaths (≥ 100)

Brazil	<b>1,682</b>
United States	<b>598</b>
Argentina	<b>553</b>
Colombia	<b>545</b>
Peru	<b>438</b>
Mexico	<b>216</b>
Paraguay	<b>102</b>
Brazil	<b>1,682</b>

### COVID-19 – Highlights

The [Government of Bolivia is implementing a national oxygen emergency plan](#) to address the demand for oxygen tanks as infections grow in the third wave of the COVID-19 pandemic in Bolivia. In the short term, the plan includes the installation of clinical oxygen plants and mobile hospitals. Bolivia has a range of 3,000 infections per day with 5% of cases requiring intensive care or immediate care beds. The Vice Minister of Health highlighted that this requires 150 new beds a day and the health system cannot withstand this requirement; it is a priority to stop the chain of transmission.

The CDC published a study on the [Hospitalization of Adolescents Aged 12–17 Years with Laboratory-Confirmed COVID-19](#). Using the Coronavirus Disease 2019-Associated Hospitalization Surveillance Network (COVID-NET), the CDC examined the data which confirmed that hospitalization rates were lower in adolescents ages 12-17 compared to those in adults but were higher than children aged 5-11 from March 2020- April 2021. Nearly one-third of hospitalized required ICU admission.

\*Numbers may vary due to differences in reporting times.

## Region of the Americas

**68,210,123** cases

**1,790,533** deaths

**56**  
countries/areas/territories affected.

## Global

**171,982,592** cases

**3,703,257** deaths

**236**  
countries/areas/territories affected.

**Total cases, deaths & CFR (%) among PAHO countries/territories with ≥ 100,000 cumulative cases.**

Country/Territory	Cases	Deaths	CFR (%)
United States of America	32,997,875	590,693	1.8%
Brazil	16,803,472	469,388	2.8%
Argentina	3,884,447	79,873	2.1%
Colombia	3,488,046	90,353	2.6%
Mexico	2,426,822	228,362	9.4%
Peru	1,968,693	185,380	9.4%
Chile	1,411,346	29,696	2.1%
Canada	1,387,445	25,644	1.8%
Ecuador	430,739	20,755	4.8%
Bolivia	380,457	14,832	3.9%
Panama	380,207	6,388	1.7%
Paraguay	364,702	9,498	2.6%
Costa Rica	325,779	4,124	1.3%
Uruguay	304,411	4,460	1.5%
Dominican Republic	298,414	3,646	1.2%
Guatemala	259,954	8,258	3.2%
Honduras	240,382	6,415	2.7%
Venezuela	238,013	2,689	1.1%
Cuba	146,696	992	0.7%
Puerto Rico	138,873	2,515	1.8%

Based on viral genomic sequencing, on 14 December 2020, the authorities of the United Kingdom reported to WHO a SARS-CoV-2 variant known as **Alpha**; on 18 December 2020, the authorities of the Republic of South Africa reported to WHO a SARS-CoV-2 variant known as **Beta**; and, on 13 January 2021, the authorities of Brazil reported to WHO a SARS-CoV-2 variant known as **Gamma**. SARS-CoV-2 variants **Alpha**, **Beta**, and **Gamma** are defined as Variants of Concern (VOC), together with variant **Delta**, identified in India in October 2020.<sup>1</sup>

Starting on 18 December 2020, WHO shared that information with authorities across the globe about SARS-CoV-2 VOC and **Variants of Interest (VOI)**, through dedicated channels established under the International Health Regulations (IHR), as well with the public through the WHO web site.<sup>2,3,4</sup>

#### **International traffic-related measures adopted by States Parties in the Americas in response to the detection of SARS-CoV-2 variants**

The table below summarizes international traffic-related measures adopted by States Parties to the IHR in the Region of the Americas in response to the detection of SARS-CoV-2 variants. Measures adopted are consistent with current Temporary Recommendations,<sup>5</sup> issued by the Director-General of WHO in the context of the Public Health Emergency of International Concern (PHEIC), determined on 30 January 2020 according to IHR provisions.

State Party issuing measures	Hyperlinked description of measures and language of publication <sup>6</sup>	Date information about measures published on governmental web pages/social media accounts	State/s Party/ies concerned by measures issued
Argentina	<a href="#">Spanish</a> <a href="#">Spanish</a>	20-Dec-20 25-Mar-21	United Kingdom Brazil, Chile, Mexico, United Kingdom
Barbados	<a href="#">English</a>	26-Apr-21	Brazil, India, Republic of South Africa
Bermuda, Overseas Territory of the United Kingdom	<a href="#">English</a>	26-Apr-21	Brazil, India, Republic of South Africa
Bolivia	<a href="#">Spanish</a>	22-Dec-20 06-Jan-21 15-Feb-21 17-Mar-21 01-Apr-21	All European countries <a href="#">Extension</a>
Brazil	<a href="#">Spanish</a> <a href="#">Portuguese</a> <a href="#">Portuguese</a>  <a href="#">Portuguese</a>	25-Dec-20 25-Jan-21  14-May-21	Brazil United Kingdom Republic of South Africa, United Kingdom Extension, and inclusion of India
Canada <sup>7</sup>	<a href="#">English</a> <a href="#">English</a> <sup>8</sup>	19-Feb-21 22-Apr-21	All countries India, Pakistan <a href="#">Extension</a> <sup>9</sup>

<sup>1</sup> <https://www.who.int/en/activities/tracking-SARS-CoV-2-variants/>

<sup>2</sup> <https://www.who.int/csr/don/21-december-2020-sars-cov2-variant-united-kingdom/en/>

<sup>3</sup> <https://www.who.int/csr/don/31-december-2020-sars-cov2-variants/en/>

<sup>4</sup> Coronavirus disease (COVID-19) Weekly Epidemiological Update and Weekly Operational Update:

<https://www.who.int/emergencies/diseases/novel-coronavirus-2019/situation-reports>

<sup>5</sup> <https://tinyurl.com/49x5pvja>

<sup>7</sup> Also reported to PAHO/WHO by the National IHR Focal Point of Canada. On 19 February 2021, the National IHR Focal Point of Canada also reported to PAHO/WHO the following extensions of international traffic-related measures: [Order in Council 2021-0075](#); [Order in Council 2021-0076](#); [Order in Council 2021-0077](#). On 2 March 2021, the National IHR Focal Point of Canada also reported to PAHO/WHO the following extensions of international traffic-related measures: [Interim Order No. 3 Restricting Pleasure Craft Navigation Due to COVID-19](#); [Interim Order No. 5 Respecting Passenger Vessel Restrictions Due to the Coronavirus Disease 2019 \(COVID-19\)](#). On 22 March 2021, the National IHR Focal Point of Canada also reported to PAHO/WHO the following extensions of international traffic-related measures: [Order in Council 2021-0173](#); [Order in Council 2021-0174](#). On 21 April 2021, the National IHR Focal Point of Canada also reported to PAHO/WHO the following extensions of international traffic-related measures: [Order in Council 2021-0313](#); [Order in Council 2021-0314](#); [Order in Council 2021-0315](#). On 21 May 2021, the National IHR Focal Point of Canada also reported to PAHO/WHO the following extensions of international traffic-related measures: [Border measures prohibiting foreign nationals from entering Canada from the United States](#); [Border measures prohibiting foreign nationals from entering Canada from any country other than the United States](#); and [Quarantine, Isolation and Other Obligations](#)

<sup>8</sup> Also reported to PAHO/WHO by the National IHR Focal Point of Canada

<sup>9</sup> Also reported to PAHO/WHO by the National IHR Focal Point of Canada

State Party issuing measures	Hyperlinked description of measures and language of publication <sup>6</sup>	Date information about measures published on governmental web pages/social media accounts	State/s Party/ies concerned by measures issued
Chile	<a href="#">Spanish</a> <a href="#">Spanish</a>	20-Dec-20 01-Apr-21 26-Apr-21	United Kingdom All countries <a href="#">Extension</a>
Colombia <sup>10</sup>	<a href="#">Spanish</a> <a href="#">Spanish</a> <a href="#">Spanish</a> <a href="#">Spanish</a>	20-Dec-20 27-Jan-21 29-Mar-21 19-May-21	United Kingdom Brazil All countries <a href="#">India</a>
Ecuador	<a href="#">Spanish</a>	06-Apr-21	Brazil
Guatemala	<a href="#">Spanish</a>	16-Apr-21  24-May-21	Brazil, Republic of South Africa, United Kingdom <a href="#">Amendment</a>
Honduras	<a href="#">Spanish</a>	29-Mar-21	Republic of South Africa, United Kingdom, South America
Jamaica	<a href="#">English</a>	03-Apr-21  05-May-21 <sup>11</sup>	Argentina, Brazil, Chile, Colombia, Paraguay, Peru, United Kingdom <a href="#">Extension - Inclusion of India, Trinidad and Tobago, and exclusion of United Kingdom</a>
Panama	<a href="#">Spanish</a>  <a href="#">Spanish</a>  <a href="#">Spanish</a>	21-Dec-20  29-Mar-21  29-Apr-21	Republic of South Africa, United Kingdom South America Extensions and modifications of all the above
Peru	<a href="#">Spanish</a>  <a href="#">Spanish</a> <sup>12</sup>  <a href="#">Spanish</a>	31-Dec-20  15-Jan-21 27-Jan-21  15-Mar-21  29-Apr-21	All countries   Europe, Republic of South Africa (Complements and extensions)  Brazil, Republic of South Africa, United Kingdom <a href="#">Extension</a>
<del>Saint Kitts and Nevis*</del>	<del>English</del>	<del>0 Feb 21 (video)</del>    <del>05 May 2021</del>	<del>Brazil, Republic of South Africa, United Kingdom</del>    <del><a href="#">Extension, and inclusion of India</a></del>
Saint Vincent and the Grenadines	<a href="#">English</a>	23-Feb-21	Brazil, Republic of South Africa
Trinidad and Tobago	<a href="#">English</a>	21-Dec-20	United Kingdom

<sup>10</sup> Also reported to PAHO/WHO by the National IHR Focal Point of Colombia

<sup>11</sup> Rationale underpinning measures adopted provided by the National IHR Focal Point of Jamaica on 20 May 2021

<sup>12</sup> Also reported to PAHO/WHO by the Ministry of Health of Peru

State Party issuing measures	Hyperlinked description of measures and language of publication <sup>6</sup>	Date information about measures published on governmental web pages/social media accounts	State/s Party/ies concerned by measures issued
United States <sup>13,14</sup>	<a href="#">English</a> <a href="#">English</a> <a href="#">English</a> <a href="#">English</a> <sup>15</sup>	24-Dec-20 12-Jan-21 25-Jan-21 30-Apr-21	United Kingdom All countries Brazil, United Kingdom, Republic of Ireland, Republic of South Africa, Schengen Area <sup>16</sup> India

\* **Saint Kitts and Nevis:** Effective 29 May 2021, full vaccination against COVID-19 is the condition for granting entry (<https://www.stkittstourism.kn/>), contravening both, current Temporary Recommendations,<sup>17</sup> as well as Articles 35 and 36 of the IHR.

**International traffic-related measures adopted by States Parties outside the Region of the Americas**, including those in response to the detection of SARS-CoV-2 variants, are periodically published on the WHO secure [Event Information Site](#) (EIS), established pursuant to IHR provisions and accessible to National IHR Focal Points.

<sup>13</sup> Also reported to PAHO/WHO by the National IHR Focal Point of the United States

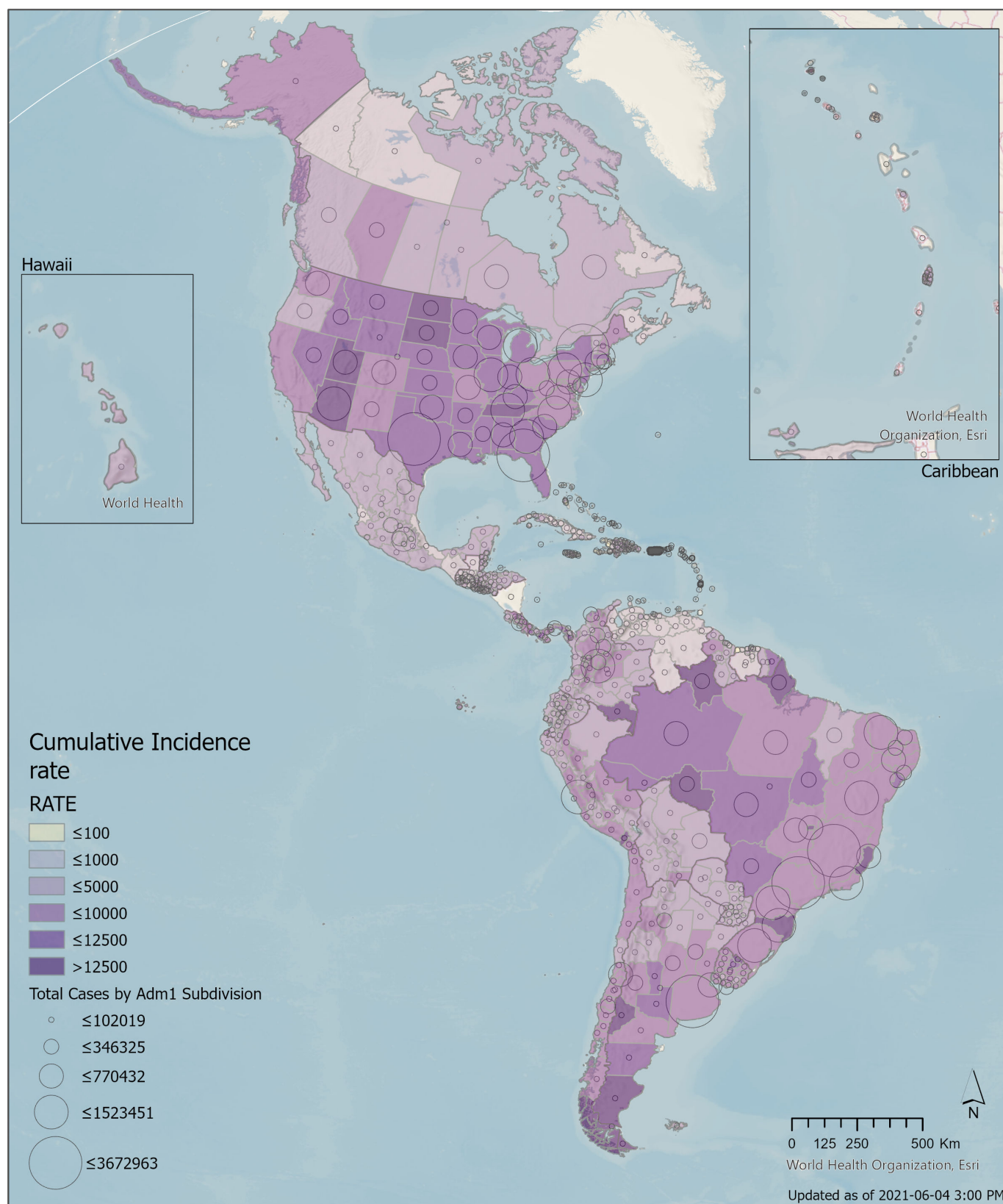
<sup>14</sup> On 18 March 2021, the Government of the United States published the extension, until 21 April 2021, of the following measure: <https://mx.usembassy.gov/travel-restrictions-fact-sheet/>. On 20 April 2021, this measure was **extended** until 21 May 2021. On 20 May 2021, this measure was **extended** until 21 June 2021.

<sup>15</sup> Reported to PAHO/WHO by the National IHR Focal Point of the United States on 3 May 2021

<sup>16</sup> The Schengen Area includes Austria, Belgium, Czech Republic, Denmark, Estonia, Finland, France, Germany, Greece, Hungary, Iceland, Italy, Latvia, Liechtenstein, Lithuania, Luxembourg, Malta, Netherlands, Norway, Poland, Portugal, Slovakia, Slovenia, Spain, Sweden, and Switzerland

<sup>17</sup> <https://tinyurl.com/49x5pvja>

**Map 1. Reported number of cumulative COVID-19 cases in the Region of the Americas and corresponding incidence rate (per 100,000 population) by country/territory. As of 4 June 2021**



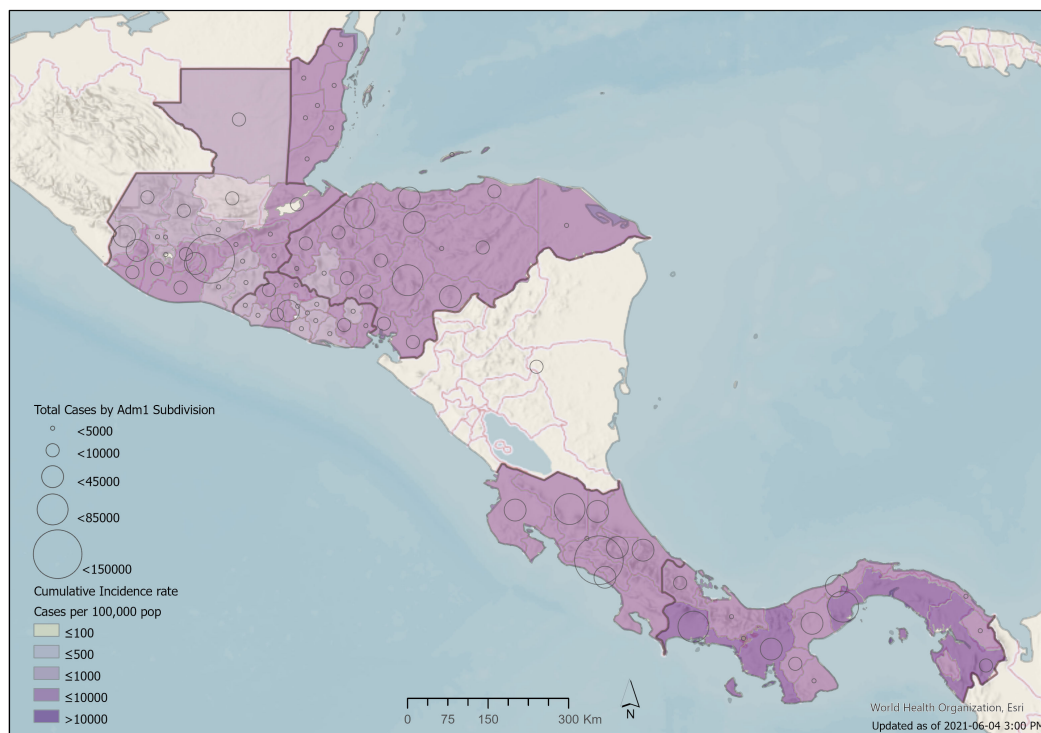
**PAHO**



© Pan American Health Organization-World Health Organization 2020. All rights reserved.  
The designations employed and the presentation of the material in these maps do not imply the expression of any opinion whatsoever on the part of the Secretariat of the Pan American Health Organization concerning the legal status of any country, territory, city or area or of its authorities, or concerning the delimitation of its frontiers or boundaries. Dotted and dashed lines on maps represent approximate border lines for which there may not yet be full agreement.

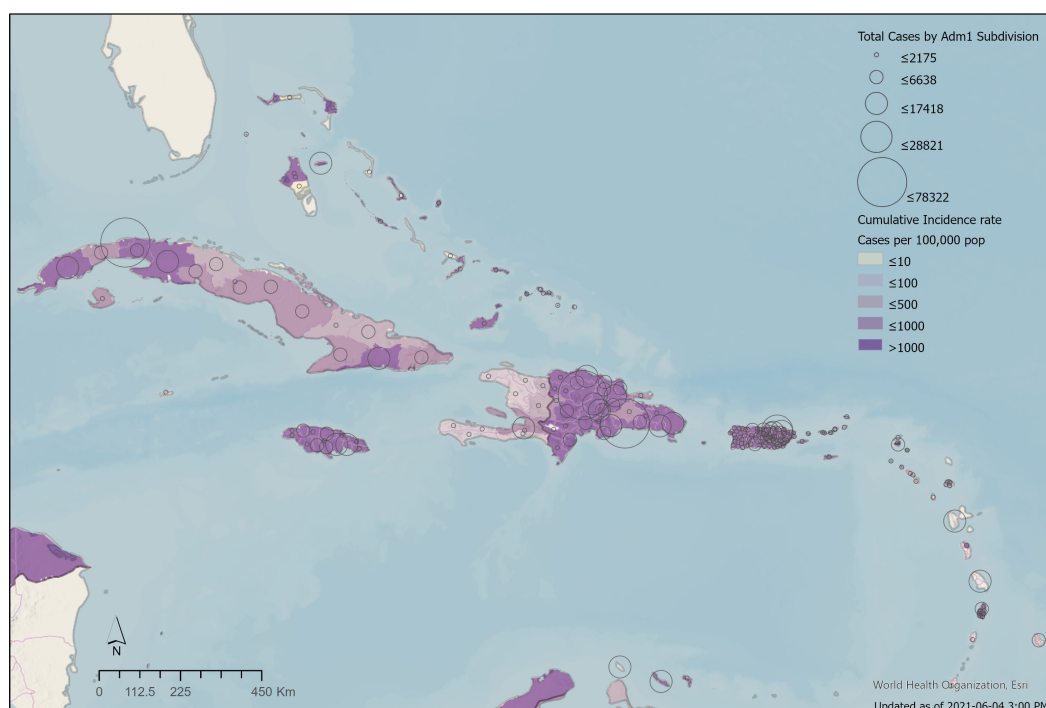


**Map 2. Reported number of cumulative COVID-19 cases in the Central American sub-region and corresponding incidence rate (per 100,000 population) by country/territory (sub-national level). As of 4 June 2021**




















































































































© Pan American Health Organization-World Health Organization 2020. All rights reserved.  
The designations employed and the presentation of the material in these maps do not imply the expression of any opinion whatsoever on the part of the Secretariat of the Pan American Health Organization concerning the legal status of any country, territory, city or area or of its authorities, or concerning the delimitation of its frontiers or boundaries. Dotted and dashed lines on maps represent approximate border lines for which there may not yet be full agreement.

**Map 3. Reported number of cumulative COVID-19 cases in the Caribbean sub-region and corresponding incidence rate (per 100,000 population) by country/territory (sub-national level). As of 4 June 2021**



© Pan American Health Organization-World Health Organization 2020. All rights reserved.  
The designations employed and the presentation of the material in these maps do not imply the expression of any opinion whatsoever on the part of the Secretariat of the Pan American Health Organization concerning the legal status of any country, territory, city or area or of its authorities, or concerning the delimitation of its frontiers or boundaries. Dotted and dashed lines on maps represent approximate border lines for which there may not yet be full agreement.

<div> <div>  <div> Pan American Health Organization </div> </div> <div>  <div> World Health Organization </div> </div> </div> <div> <div>REGIONAL OFFICE FOR THE AMERICAS</div> <div>AMERICAS</div> </div>								
<div> <div>COVID-19 situation reported by</div> <div>countries and territories in the Americas,</div> <div>as of 4 June 2021</div> <div>Updated as of 3 PM</div> </div>								
Sub-Region	Country/Territory	Cases			Deaths			Transmission Type
		7 Day MA* Trend	Cummulative	7day % change	7 Day MA* Trend	Cummulative	7day % change	
North America	Canada		1,387,445	-31%		25,644	-22%	Community transmission
	Mexico		2,426,822	35%		228,362	261%	Community transmission
	United States of America (the)		32,997,875	-32%		590,693	-32%	Community transmission
	<b>Subtotal</b>		<b>36,812,142</b>			<b>844,699</b>		
Central America	Belize		12,840	82%		325	0%	Community transmission
	Costa Rica		325,779	-9%		4,124	1%	Community transmission
	El Salvador		74,141	120%		2,260	-26%	Community transmission
	Guatemala		259,954	4%		8,258	40%	Community transmission
	Honduras		240,382	-10%		6,415	-6%	Community transmission
	Nicaragua		5,949	14%		187	0%	Community transmission
	Panama		380,207	16%		6,388	-43%	Community transmission
	<b>Subtotal</b>		<b>1,299,252</b>			<b>27,957</b>		
South America	Argentina		3,884,447	2%		79,873	9%	Community transmission
	Bolivia (the Plurinational State of)		380,457	2%		14,832	-2%	Community transmission
	Brazil		16,803,472	3%		469,388	1%	Community transmission
	Chile		1,411,346	10%		29,696	20%	Community transmission
	Colombia		3,488,046	19%		90,353	6%	Community transmission
	Ecuador		430,739	16%		20,755	15%	Community transmission
	Paraguay		364,702	-9%		9,498	-11%	Community transmission
	Peru		1,968,693	-16%		185,380	-11%	Community transmission
	Uruguay		304,411	-9%		4,460	5%	Community transmission
	Venezuela (Bolivarian Republic of)		238,013	2%		2,689	2%	Community transmission
	<b>Subtotal</b>		<b>29,274,326</b>			<b>906,924</b>		
Caribbean and Atlantic Ocean Islands	Anguilla		109	0%				Clusters of cases
	Antigua and Barbuda		1,262	-25%		42	0%	Clusters of cases
	Aruba		11,018	-6%		107	-100%	Community transmission
	Bahamas (the)		11,930	-37%		232	-40%	Clusters of cases
	Barbados		4,026	-23%		47	0%	Community transmission
	Bermuda		2,494	-63%		33	0%	Community transmission
	Bonaire		1,589	-20%		17	0%	Community transmission

Caribbean and Atlantic Ocean Islands	Cayman Islands		584	-57%		2	0%	Sporadic cases
	Cuba		146,696	-7%		992	-30%	Community transmission
	Curacao		12,276	0%		122	0%	Community transmission
	Dominica		188	-100%				Sporadic cases
	Dominican Republic (the)		298,414	19%		3,646	15%	Community transmission
	Falkland Islands (the)		63	0%				Sporadic cases
	French Guiana		24,534	-33%		121	25%	Community transmission
	Grenada		161	0%		1	0%	Sporadic cases
	Guadeloupe		16,874	-18%		255	-100%	Community transmission
	Guyana		17,376	-21%		400	-11%	Community transmission
	Haiti		15,123	97%		321	-27%	Community transmission
	Jamaica		48,821	4%		960	-25%	Community transmission
	Martinique		11,979	58%		95	-33%	Community transmission
	Montserrat		20	0%		1	0%	No cases
	Puerto Rico		138,873	-49%		2,515	-31%	Community transmission
	Saba		7	0%				No cases
	Saint Barthelemy		1,023	17%		1	0%	Clusters of cases
	Saint Kitts and Nevis		78	-22%				Clusters of cases
	Saint Lucia		5,102	27%		80	0%	Community transmission
	Saint Martin		2,009	104%		15	-100%	Community transmission
	Saint Pierre and Miquelon		25	0%				No cases
	Saint Vincent and the Grenadines		2,065	34%		12	0%	Community transmission
	Sint Eustatius		20	0%				No cases
	Sint Maarten		2,448	-24%		28	-100%	Community transmission
	Suriname		15,676	15%		325	43%	Community transmission
	Trinidad and Tobago		25,272	-13%		537	-2%	Community transmission
	Turks and Caicos		2,419	100%		17	0%	Clusters of cases
	Virgin Islands (UK)		289	-100%		1	0%	Clusters of cases
	Virgin Islands (US)		3,560	-2%		28	0%	Community transmission
	<b>Subtotal</b>		<b>824,403</b>			<b>10,953</b>		
<b>Total</b>			<b>68,210,123</b>			<b>1,790,533</b>		

\* 7 Day Moving Average

Legend

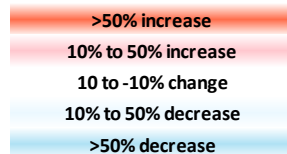


Table notes on the next page.



**NOTES:** Case and death counts may include both confirmed and probable classifications depending on the reporting Member State.

- Antibody tests, including rapid diagnostic tests (RDTs) based on antibody detection, are not recommended for use by PAHO/WHO in clinical diagnosis. Antigen-detecting RDTs may be used following the WHO 11 September 2020 Guidance, available at:

<https://bit.ly/2FxK2fs>.

- Data is updated on a weekly basis for Guadeloupe, Martinique, Nicaragua, Saint Barthelemy, Saint Martin, and Saint Pierre and Miquelon.
- As of 11 November 2020, the previously aggregated Bonaire, Saba and Sint Eustatius are now being presented separately in the table.
- \*A dispute exists between the Governments of Argentina and the United Kingdom of Great Britain and Northern Ireland concerning sovereignty over the Falkland Islands (the) (Malvinas)

**Argentina:** On 14 March 2021, due to daylight savings time observed in Eastern Standard Time zone, the Argentina data is no longer published by 3:00PM EST same day and is henceforth included in the following day table. Between 22 February and 14 March 2021, the data had corresponded to the same date.

**Bahamas:** According to the 1 June 2021 Bahamas Ministry of Health (MoH) publication, there are a total of 28 additional deaths under investigation, available at: <https://bit.ly/3uqVMnb>.

**Ecuador:** According to a 6 September Ecuador Ministry of Public Health press release, only cases confirmed by RT-PCR will be reported; previously, cases who tested positive by either RT-PCR or RDTs were reported, resulting in the exclusion of 8,956 cases. Available at: <https://bit.ly/3h2EWEA>.

**El Salvador:** Cumulative cases and deaths as published by the Government of El Salvador: <https://covid19.gob.sv/>. The government presents a retroactively adjusted epidemiological curve of daily cases on the same dashboard.

**Guadeloupe:** Deaths are aggregated for Guadeloupe, Saint Martin and Saint Barthelemy in Santé Publique France weekly publications; death counts for Guadeloupe are calculated subtracting deaths in Saint Martin and Saint Barthelemy. Available at: <https://bit.ly/39UMysd>.

**Jamaica:** According to the latest Jamaica Ministry of Health and Wellness press release, there are a total of 146 additional deaths under investigation, available at: <https://bit.ly/3qAwIJo>.

**Mexico:** On 1 June 2021, the Mexico Ministry of Health reported 4,272 deaths in 24 hours. Of these, 3,924 were reported in 2020 and the remaining were reported in 2021. Available at: <https://bit.ly/3pfdMA8>.

**Nicaragua:** Please note there are discrepancies with the data published by the Citizen's Observatory COVID-19 Nicaragua as of 26 May 2021. Available at: <https://bit.ly/3pw7ZVR>.

**Peru:** Aggregated case total as reported by the Peru MoH; disaggregated data available is 584,709 by RT-PCR + 459,102 by antigen tests + 921,621 by other RDTs. Antibody tests, including RDTs based on antibody detection, are not recommended for use by PAHO/WHO in clinical diagnosis. Antigen-detecting RDTs may be used following the WHO 11 September 2020 Guidance, available at: <https://bit.ly/3fJVKTM>. On 31 May 2021, the Government of Peru announced that, after revision, the death toll was 180,764 deaths as of 22 May 2021, available at: <https://bit.ly/3fYGj8V>. The number of cumulative deaths reported prior to the revision, on 30 May, was 69,342, available at: <https://bit.ly/3pkar2U>.

**Puerto Rico:** Aggregated case total as reported by the Puerto Rico Department of Health (DoH); 122,166 were positive by RT-PCR and 16,707 were positive by antigen tests; previously, cases who tested positive by either RT-PCR or serological RDTs were reported, resulting in the exclusion of 33,965 cases. Available at: <https://bit.ly/2VvjksQ>.

**United States of America:** Case and death counts include both confirmed and probable classifications, as published on the U.S. Centers for Disease Control and Prevention (US CDC) website on 4-June. Excludes American Samoa, Federated States of Micronesia, Guam, Commonwealth of the Northern Marianas, Puerto Rico, Palau, Republic of Marshall Islands and the United States Virgin Islands. Case and death counts may differ from other US CDC data sources because these are provisional counts which are subject to change, including updates to data reported previously, adjustments can occur. Sources: <https://bit.ly/2RSpap5> and <https://bit.ly/2RVI2n6>.

**Uruguay:** According to the latest Uruguay Ministry of Public Health report, the total notes 21 positive cases reported in the last 24 hours were excluded from the total. Available at: <https://bit.ly/3pnJ2Ny>.

**DATA ADJUSTMENTS:** Differences in the total number of cases and/or deaths and respective % increases reflect the following adjustment(s):

**Bahamas:** Cases have been retrospectively adjusted for 3 June 2021 to align with the Bahamas MoH indicating 11,930 cases and 232 deaths. Available at: <https://bit.ly/3z2we3p>.

**Ecuador:** The Ecuador Ministry of Public Health released the 3 June data of 429,817 cases including 20,706 deaths after the 3 PM time cut off. The data has been retrospectively added to the 3 June Americas table. Report available at: <https://bit.ly/34QVvyr>.