

Region of the Americas Update

Last 24 hours *

- 198,096** Additional cases
- 5,316** Additional deaths
- 0.31%** Relative increase in cases
- 0.34%** Relative increase in deaths
- 32** Countries/territories reporting new cases
- 25** Countries/territories reporting new deaths

Highest numbers of cases & deaths in the last 24 hours *

Cases (≥ 1,000)

Brazil	78,886
United States	43,193
Argentina	22,552
Colombia	17,525
Canada	7,849
Peru	6,794
Mexico	3,043
Uruguay	2,697
Paraguay	2,693
Costa Rica	2,392
Ecuador	2,033
Bolivia	1,963
Guatemala	1,257
Venezuela	1,124
Cuba	1,036

Deaths (≥ 100)

Brazil	2,165
United States	804
Argentina	609
Mexico	484
Colombia	453
Peru	296

COVID-19 – Highlights

- Panama:** The Health Ministry reported that thanks to epidemiological and genomic surveillance, it was possible to detect the first case of the B.1.617 variant in Panama. Read more here: <https://bit.ly/3uA5jcz>
- Peru:** Government announced that 1.3 million doses of COVID-19 vaccines were sent to the interior of the country and stressed that the vaccination process will accelerate as new batches of vaccines arrive. Read more here: <https://bit.ly/3er4l7n>
- Colombia:** The Ministry of Health makes calls for Mother's Day celebrations to be postponed to May 30 as the country is in the third peak of COVID-19 infections. Details available here: <https://bit.ly/2Q1yYwd>
- Paraguay:** The number of hospitalized and ICU patients continues to rise with an average of 2,442 new daily cases. Details here: <https://bit.ly/3euP771>

*Numbers may vary due to differences in reporting.

Region of the Americas

63,510,112 cases

1,551,603 deaths

56

countries/areas/territories affected.

Global

156,693,942 cases

3,269,459 deaths

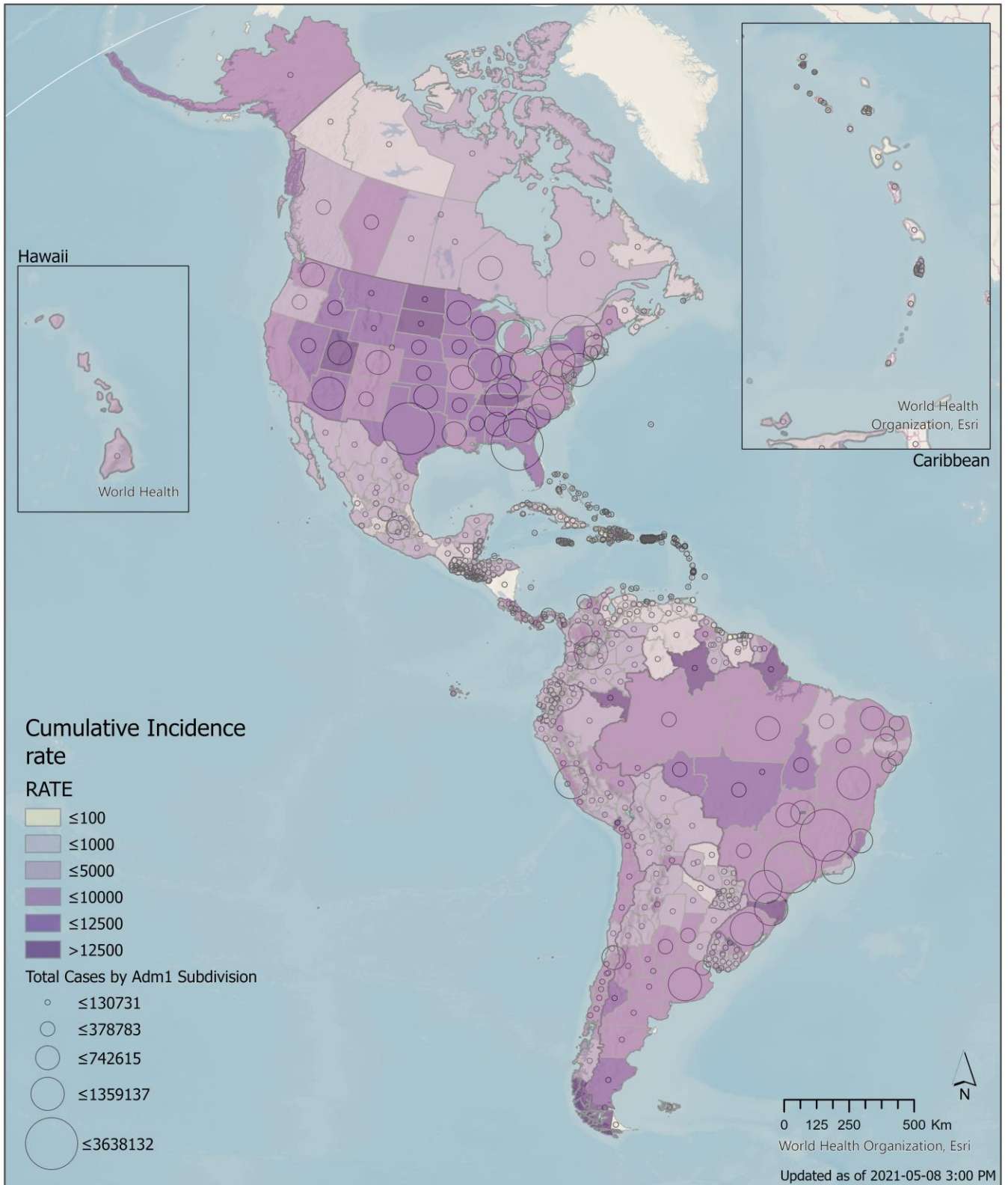
236

countries/areas/territories affected.

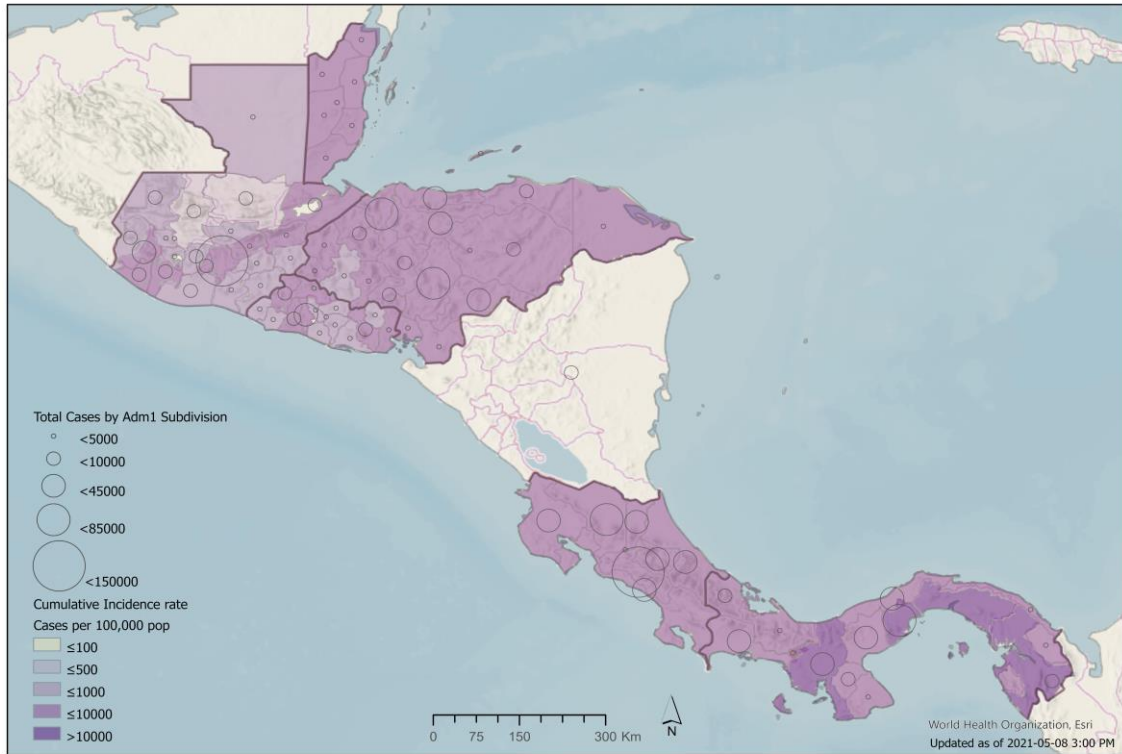
Total cases, deaths & CFR (%) among PAHO countries/territories with ≥ 60,000 cumulative cases.

Country/Territory	Cases	Deaths	CFR (%)
United States of America	32,300,609	575,322	1.8%
Brazil	15,082,449	419,114	2.8%
Argentina	3,118,134	66,872	2.1%
Colombia	2,968,626	76,867	2.6%
Mexico	2,361,874	218,657	9.3%
Peru	1,839,465	63,519	3.5%
Canada	1,273,169	24,529	1.9%
Chile	1,235,778	27,021	2.2%
Ecuador	398,921	19,137	4.8%
Panama	366,762	6,258	1.7%
Bolivia	316,153	13,182	4.2%
Paraguay	294,233	6,974	2.4%
Dominican Republic	270,600	3,523	1.3%
Costa Rica	265,486	3,365	1.3%
Guatemala	233,696	7,695	3.3%
Honduras	218,330	5,585	2.6%
Uruguay	216,146	3,032	1.4%
Venezuela	205,181	2,263	1.1%
Puerto Rico	134,888	2,367	1.8%
Cuba	114,912	722	0.6%

Map 1. Reported number of cumulative COVID-19 cases in the Region of the Americas and corresponding incidence rate (per 100,000 population) by country/territory. As of 8 May 2021

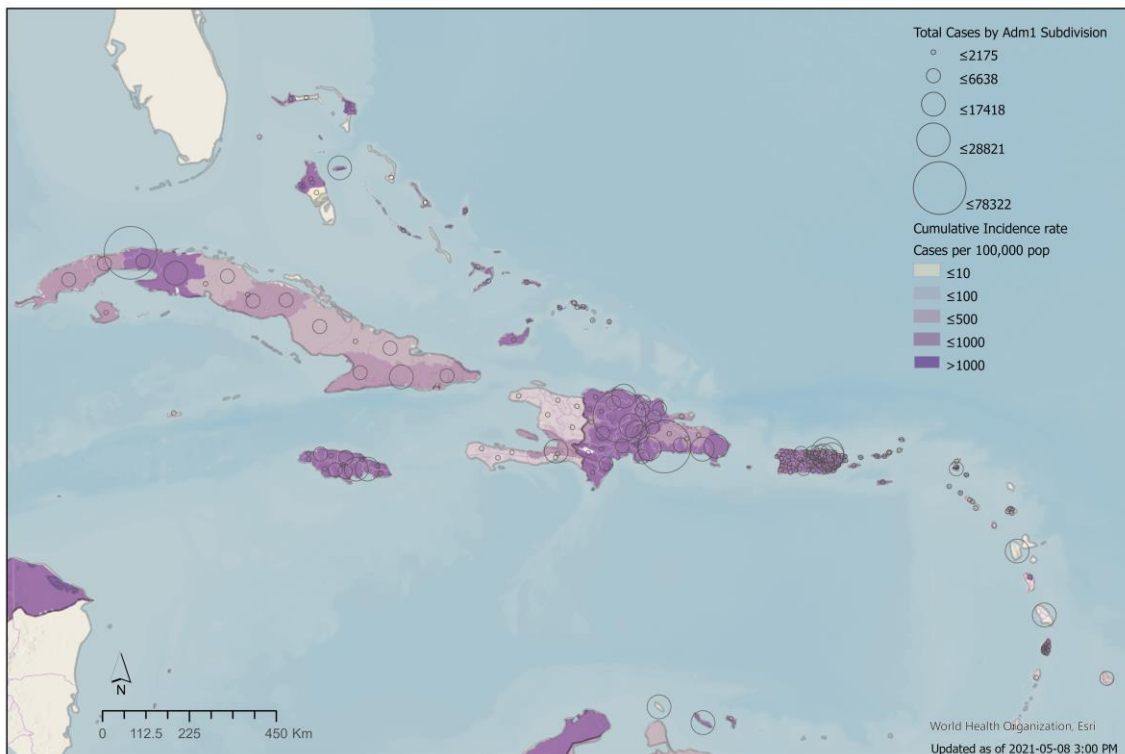


Map 2. Reported number of cumulative COVID-19 cases in the Central American sub-region and corresponding incidence rate (per 100,000 population) by country/territory (sub-national level). As of 8 May 2021



© Pan American Health Organization-World Health Organization 2020. All rights reserved.
The designations employed and the presentation of the material in these maps do not imply the expression of any opinion whatsoever on the part of the Secretariat of the Pan American Health Organization concerning the legal status of any country, territory, city or area or of its authorities, or concerning the delimitation of its frontiers or boundaries. Dotted and dashed lines on maps represent approximate border lines for which there may not yet be full agreement.

Map 3. Reported number of cumulative COVID-19 cases in the Caribbean sub-region and corresponding incidence rate (per 100,000 population) by country/territory (sub-national level). As of 8 May 2021



© Pan American Health Organization-World Health Organization 2020. All rights reserved.
The designations employed and the presentation of the material in these maps do not imply the expression of any opinion whatsoever on the part of the Secretariat of the Pan American Health Organization concerning the legal status of any country, territory, city or area or of its authorities, or concerning the delimitation of its frontiers or boundaries. Dotted and dashed lines on maps represent approximate border lines for which there may not yet be full agreement.



Pan American
Health
Organization



World Health
Organization









































































REGIONAL OFFICE FOR THE
Americas

COVID-19 situation reported by countries and territories in the Americas,

as of 8 May 2021

Updated as of 3 PM

Sub-Region	Country/Territory	Cases			Deaths			Transmission Type
		7 Day MA* Trend	Cummulative	7day % change	7 Day MA* Trend	Cummulative	7day % change	
North America	Canada		1,273,169	-2%		24,529	-8%	Community transmission
	Mexico		2,361,874	-20%		218,657	-27%	Community transmission
	United States of America (the)		32,300,609	-14%		575,322	1%	Community transmission
	Subtotal		35,935,652			818,508		
Central America	Belize		12,686	-74%		323	-100%	Community transmission
	Costa Rica		265,486	3%		3,365	41%	Community transmission
	El Salvador		70,255	20%		2,150	-27%	Community transmission
	Guatemala		233,696	-27%		7,695	3%	Community transmission
	Honduras		218,330	-10%		5,585	63%	Community transmission
	Nicaragua		5,575	60%		183	0%	Community transmission
	Panama		366,762	-1%		6,258	-19%	Community transmission
Subtotal		1,172,790			25,559			
South America	Argentina		3,118,134	-8%		66,872	12%	Community transmission
	Bolivia (the Plurinational State of)		316,153	9%		13,182	8%	Community transmission
	Brazil		15,082,449	0%		419,114	-12%	Community transmission
	Chile		1,235,778	-26%		27,021	-21%	Community transmission
	Colombia		2,968,626	-9%		76,867	-4%	Community transmission
	Ecuador		398,921	21%		19,137	-27%	Community transmission
	Paraguay		294,233	-5%		6,974	-12%	Community transmission
	Peru		1,839,465	-26%		63,519	-17%	Community transmission
	Uruguay		216,146	-6%		3,032	7%	Community transmission
	Venezuela (Bolivarian Republic of)		205,181	-10%		2,263	0%	Community transmission
	Subtotal		25,675,086			697,981		

Caribbean and Atlantic Ocean Islands	Anguilla		99	-83%		32	-100%	Clusters of cases	
	Antigua and Barbuda		1,232	-100%		32	-100%	Clusters of cases	
	Aruba		10,737	-7%		100	-33%	Community transmission	
	Bahamas (the)		10,773	-21%		212	333%	Clusters of cases	
	Barbados		3,931	58%		45	0%	Community transmission	
	Bermuda		2,434	-47%		30	-60%	Community transmission	
	Bonaire		1,547	300%		16	-100%	Community transmission	
Caribbean and Atlantic Ocean Islands	Cayman Islands		548	-44%		2	0%	Sporadic cases	
	Cuba		114,912	0%		722	-7%	Community transmission	
	Curacao		12,222	-74%		113	-44%	Community transmission	
	Dominica		175	0%				Sporadic cases	
	Dominican Republic (the)		270,600	28%		3,523	0%	Community transmission	
	Falkland Islands (the)		63	0%				Sporadic cases	
	French Guiana		20,366	15%		104	0%	Community transmission	
	Grenada		161	-100%		1	0%	Sporadic cases	
	Guadeloupe		15,429	-8%		236	-53%	Community transmission	
	Guyana		14,037	-10%		314	-5%	Community transmission	
	Haiti		13,164	-49%		263	200%	Community transmission	
	Jamaica		46,588	-11%		803	4%	Community transmission	
	Martinique		11,490	-46%		87	-11%	Community transmission	
	Montserrat		20	0%		1	0%	No cases	
	Puerto Rico		134,888	-35%		2,367	21%	Community transmission	
	Saba		7	0%				Sporadic cases	
	Saint Barthelemy		994	-50%		1	0%	Clusters of cases	
	Saint Kitts and Nevis		45	-100%				Sporadic cases	
	Saint Lucia		4,654	15%		75	-75%	Community transmission	
	Saint Martin		1,777	33%		14	-100%	Community transmission	
	Saint Pierre and Miquelon		25	0%				Sporadic cases	
	Saint Vincent and the Grenadines		1,912	41%		12	0%	Community transmission	
	Sint Eustatius		20	0%				No cases	
	Sint Maarten		2,250	11%		27	0%	Community transmission	
	Suriname		10,933	32%		214	-9%	Community transmission	
	Trinidad and Tobago		12,720	42%		196	125%	Community transmission	
	Turks and Caicos		2,402	-14%		17	0%	Clusters of cases	
	Virgin Islands (UK)		219	0%		1	0%	Clusters of cases	
	Virgin Islands (US)		3,210	89%		27	0%	Community transmission	
		Subtotal		726,584		9,555			
	Total			63,510,112		1,551,603			

* 7 Day Moving Average

Legend

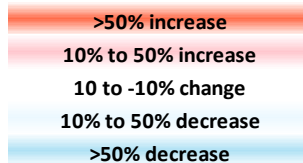


Table notes on the next page.

NOTES: Case and death counts may include both confirmed and probable classifications depending on the reporting Member State.

- Antibody tests, including rapid diagnostic tests (RDTs) based on antibody detection, are not recommended for use by PAHO/WHO in clinical diagnosis. Antigen-detecting RDTs may be used following the WHO 11 September 2020 Guidance, available at: <https://bit.ly/2FxK2fs>.
- Data is updated on a weekly basis for Guadeloupe, Martinique, Nicaragua, Saint Barthelemy, Saint Martin, and Saint Pierre and Miquelon.
- As of 11 November 2020, the previously aggregated Bonaire, Saba, and Sint Eustatius are now being presented separately in the table.
- *A dispute exists between the Governments of Argentina and the United Kingdom of Great Britain and Northern Ireland concerning sovereignty over the Falkland Islands (the) (Malvinas)

Argentina: On 14 March 2021, due to daylight savings time observed in Eastern Standard Time zone, the Argentina data is no longer published by 3:00PM EST same day and is henceforth included in the following day table. Between 22 February and 14 March 2021, the data had corresponded to the same date.

Bahamas: According to the 7 May 2021 Bahamas Ministry of Health (MoH) publication, there are a total of 26 additional deaths under investigation, available at: <https://bit.ly/3nVEDRe>.

Ecuador: According to a 6 September Ecuador Ministry of Public Health press release, only cases confirmed by RT-PCR will be reported; previously, cases who tested positive by either RT-PCR or RDTs were reported, resulting in the exclusion of 8,956 cases. Available at: <https://bit.ly/3h2EWEA>.

Guadeloupe: Deaths are aggregated for Guadeloupe, Saint Martin and Saint Barthelemy in Santé Publique France weekly publications; death counts for Guadeloupe are calculated subtracting deaths in Saint Martin and Saint Barthelemy. Available at: <https://bit.ly/39UMysd>.

Jamaica: According to the latest Jamaica Ministry of Health and Wellness press release, there are a total of 132 additional deaths under investigation, available at: <https://bit.ly/3qAwlJo>.

Nicaragua: Please note there are discrepancies with the data published by the Citizen's Observatory COVID-19 Nicaragua as of 28 April. Available at: <https://bit.ly/3pw7ZVR>.

Peru: Aggregated case total as reported by the Peru MoH; disaggregated data available is 547,511 by RT-PCR + 374,991 by antigen tests + 901,955 by other RDTs. Antibody tests, including RDTs based on antibody detection, are not recommended for use by PAHO/WHO in clinical diagnosis. Antigen-detecting RDTs may be used following the WHO 11 September 2020 Guidance, available at: <https://bit.ly/3fJVKTM>.

Puerto Rico: Aggregated case total as reported by the Puerto Rico Department of Health (DoH); 118,857 were positive by RT-PCR and 16,031 were positive by antigen tests; previously, cases who tested positive by either RT-PCR or serological RDTs were reported, resulting in the exclusion of 33,965 cases. Available at: <https://bit.ly/2VvjksQ>.

United States of America: Case and death counts include both confirmed and probable classifications, as published on the U.S. Centers for Disease Control and Prevention (US CDC) website on 8-May. Excludes American Samoa, Federated States of Micronesia, Guam, Commonwealth of the Northern Marianas, Puerto Rico, Palau, Republic of Marshall Islands and the United States Virgin Islands. Sources: <https://bit.ly/2WJN2dd> and <https://bit.ly/2zUMSZ1>.

Uruguay: According to the latest Uruguay Ministry of Public Health report, the total notes 4 positive cases reported in the last 24 hours were excluded from the total. Available at: <https://bit.ly/3tr7qxR>.