

## Region of the Americas Update

3 PM WDC. 1 May 2021

Last 24 hours \*

<b>208,339</b>	Additional cases
<b>5,643</b>	Additional deaths
<b>0.34%</b>	Relative increase in cases
<b>0.37%</b>	Relative increase in deaths
<b>38</b>	Countries/territories reporting new cases
<b>30</b>	Countries/territories reporting new deaths

Highest numbers of cases & deaths in the last 24 hrs.

### Cases (≥ 1,000)

Brazil	<b>68,333</b>
United States	<b>53,567</b>
Argentina	<b>22,420</b>
Colombia	<b>17,790</b>
Canada	<b>8,342</b>
Peru	<b>7,447</b>
Chile	<b>6,510</b>
Mexico	<b>3,821</b>
Ecuador	<b>2,727</b>
Uruguay	<b>2,694</b>
Costa Rica	<b>2,609</b>
Paraguay	<b>2,212</b>
Bolivia	<b>1,862</b>
Venezuela	<b>1,297</b>
Honduras	<b>1,257</b>

### Deaths (≥ 100)

Brazil	<b>2,595</b>
United States	<b>815</b>
Colombia	<b>490</b>
Mexico	<b>460</b>
Peru	<b>376</b>
Argentina	<b>357</b>
Chile	<b>104</b>

## Region of the Americas

**62,281,517** cases

**1,517,981** deaths

**56**  
countries/areas/territories affected.

## Global

**151,197,012** cases

**3,179,219** deaths

**236**  
countries/areas/territories affected.

**Total cases, deaths & CFR (%) among PAHO countries/territories with ≥ 100,000 cumulative cases.**

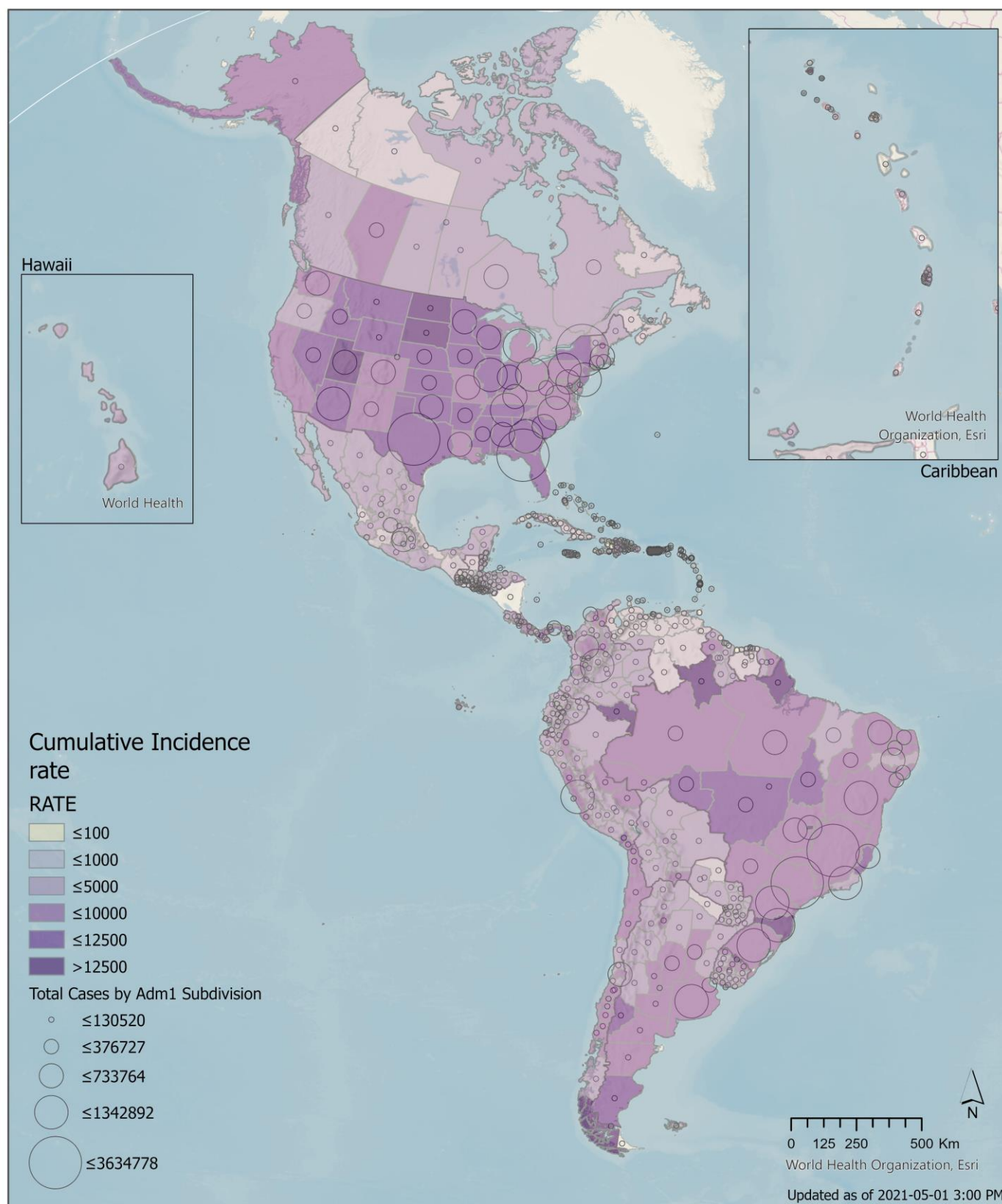
Country/Territory	Cases	Deaths	CFR (%)
United States of America	32,002,328	570,537	1.8%
Brazil	14,659,011	403,781	2.8%
Argentina	2,977,363	63,865	2.1%
Colombia	2,859,724	73,720	2.6%
Mexico	2,344,755	216,907	9.3%
Peru	1,799,445	61,477	3.4%
Canada	1,219,425	24,219	2.0%
Chile	1,204,755	26,457	2.2%
Ecuador	384,589	18,724	4.9%
Panama	364,576	6,232	1.7%
Bolivia	305,594	12,975	4.2%
Paraguay	279,077	6,385	2.3%
Dominican Republic	266,861	3,487	1.3%
Costa Rica	250,991	3,231	1.3%
Guatemala	228,477	7,543	3.3%
Honduras	212,333	5,281	2.5%
Uruguay	198,428	2,616	1.3%
Venezuela	197,683	2,136	1.1%
Puerto Rico	131,956	2,310	1.8%
Cuba	107,622	654	0.6%

## COVID-19 – Highlights

- Following the detection of an imported case, the transmission type was upgraded from “No cases” to “**Sporadic cases**” in **Saint Kitts and Nevis** on 1 May 2021.
- On 30 April 2021, the **Government of Argentina** [extended](#) current public health measures, including a curfew, until 21 May 2021.
- Cases and deaths continue increasing in **Paraguay**. A total of 106 deaths were reported in 24 hours on 29 April 2021, representing the highest number since the beginning of the pandemic. According to the Paraguay Ministry of Health [report](#) on 30 April 2021, hospitalizations continue increasing and 85 deaths have been recorded outside hospital settings.

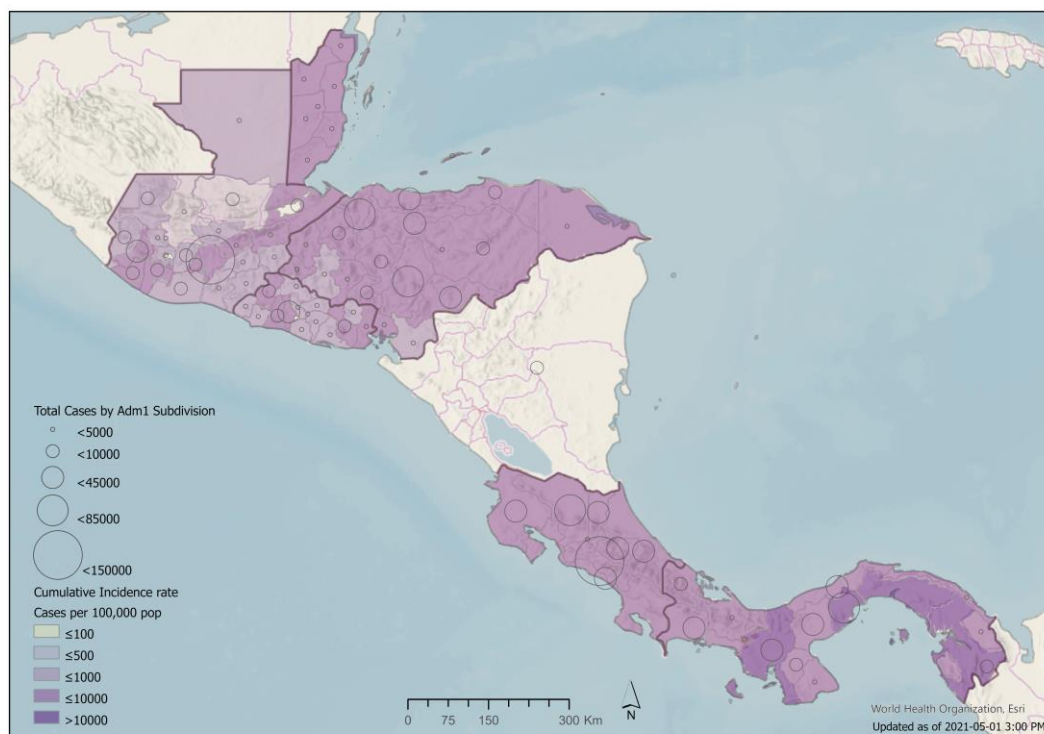
\*Numbers may vary due to differences in reporting times.

**Map 1. Reported number of cumulative COVID-19 cases in the Region of the Americas and corresponding incidence rate (per 100,000 population) by country/territory. As of 1 May 2021**



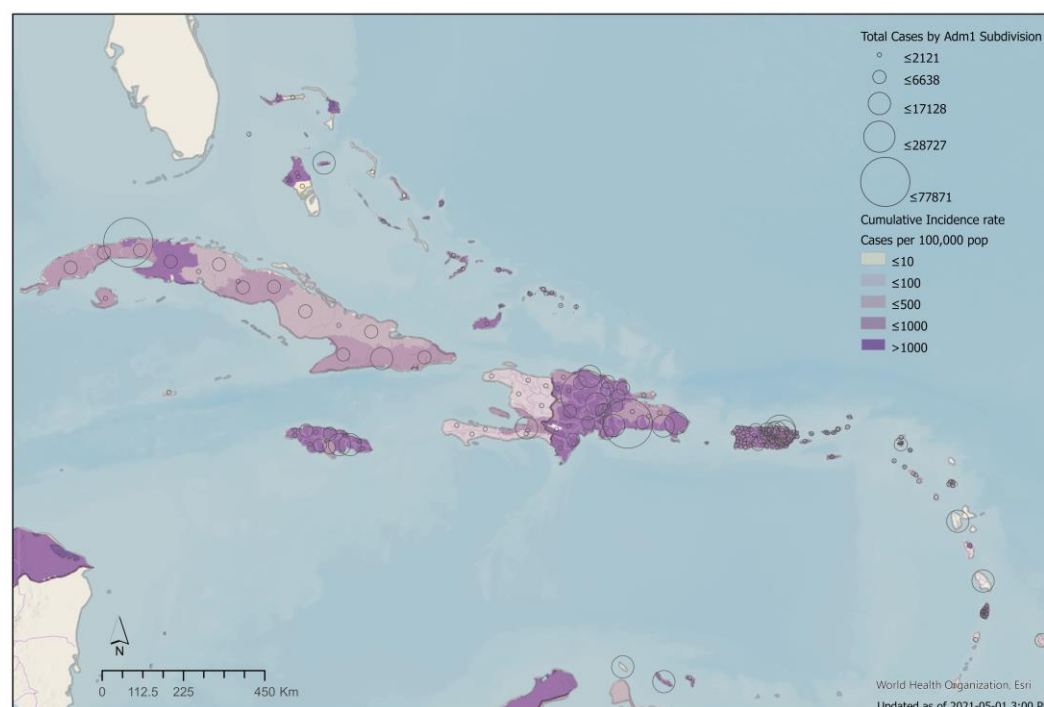
© Pan American Health Organization-World Health Organization 2020. All rights reserved.  
The designations employed and the presentation of the material in these maps do not imply the expression of any opinion whatsoever on the part of the Secretariat of the Pan American Health Organization concerning the legal status of any country, territory, city or area or of its authorities, or concerning the delimitation of its frontiers or boundaries. Dotted and dashed lines on maps represent approximate border lines for which there may not yet be full agreement.

**Map 2. Reported number of cumulative COVID-19 cases in the Central American sub-region and corresponding incidence rate (per 100,000 population) by country/territory (sub-national level). As of 1 May 2021**



© Pan American Health Organization-World Health Organization 2020. All rights reserved.  
The designations employed and the presentation of the material in these maps do not imply the expression of any opinion whatsoever on the part of the Secretariat of the Pan American Health Organization concerning the legal status of any country, territory, city or area or of its authorities, or concerning the delimitation of its frontiers or boundaries. Dotted and dashed lines on maps represent approximate border lines for which there may not yet be full agreement.





















































**Map 3. Reported number of cumulative COVID-19 cases in the Caribbean sub-region and corresponding incidence rate (per 100,000 population) by country/territory (sub-national level). As of 1 May 2021**



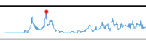


















































© Pan American Health Organization-World Health Organization 2020. All rights reserved.  
The designations employed and the presentation of the material in these maps do not imply the expression of any opinion whatsoever on the part of the Secretariat of the Pan American Health Organization concerning the legal status of any country, territory, city or area or of its authorities, or concerning the delimitation of its frontiers or boundaries. Dotted and dashed lines on maps represent approximate border lines for which there may not yet be full agreement.

# COVID-19 situation reported by countries and territories in the Americas, as of 1 May 2021

Updated as of 3 PM

Sub-Region	Country/Territory	Cases			Deaths			Transmission Type
		7 Day MA* Trend	Cummulative	7day % change	7 Day MA* Trend	Cummulative	7day % change	
North America	Canada		1,219,425	-6%		24,219	-2%	Community transmission
	Mexico		2,344,755	-9%		216,907	-15%	Community transmission
	United States of America (the)		32,002,328	-15%		570,537	-5%	Community transmission
	<b>Subtotal</b>		<b>35,566,508</b>			<b>811,663</b>		
Central America	Belize		12,668	13%		323	-33%	Community transmission
	Costa Rica		250,991	68%		3,231	46%	Community transmission
	El Salvador		69,198	-4%		2,128	15%	Community transmission
	Guatemala		228,477	-20%		7,543	-28%	Community transmission
	Honduras		212,333	10%		5,281	16%	Community transmission
	Nicaragua		5,498	12%		182	0%	Community transmission
	Panama		364,576	5%		6,232	113%	Community transmission
	<b>Subtotal</b>		<b>1,143,741</b>			<b>24,920</b>		
South America	Argentina		2,977,363	-8%		63,865	29%	Community transmission
	Bolivia (the Plurinational State of)		305,594	14%		12,975	22%	Community transmission
	Brazil		14,659,011	4%		403,781	-2%	Community transmission
	Chile		1,204,755	-8%		26,457	4%	Community transmission
	Colombia		2,859,724	-2%		73,720	14%	Community transmission
	Ecuador		384,589	-19%		18,724	9%	Community transmission
	Paraguay		279,077	-2%		6,385	25%	Community transmission
	Peru		1,799,445	-5%		61,477	-4%	Community transmission
	Uruguay		198,428	-5%		2,616	-11%	Community transmission
	Venezuela (Bolivarian Republic of)		197,683	-5%		2,136	-9%	Community transmission
	<b>Subtotal</b>		<b>24,865,669</b>			<b>672,136</b>		
Caribbean and Atlantic Ocean Islands	Anguilla		93	21%				Clusters of cases
	Antigua and Barbuda		1,232	11%		32	0%	Clusters of cases
	Aruba		10,608	-44%		98	0%	Community transmission
	Bahamas (the)		10,453	14%		199	50%	Clusters of cases
	Barbados		3,863	-9%		44	0%	Community transmission
	Bermuda		2,393	-69%		28	-17%	Community transmission
	Bonaire		1,531	-75%		16	0%	Community transmission



Caribbean and Atlantic Ocean Islands	Cayman Islands		543	0%		2	0%	Sporadic cases
	Cuba		107,622	-7%		654	6%	Community transmission
	Curacao		12,181	-54%		108	-53%	Community transmission
	Dominica		174	0%				Sporadic cases
	Dominican Republic (the)		266,861	-12%		3,487	-3%	Community transmission
	Falkland Islands (the)		63	-100%				Sporadic cases
	French Guiana		19,543	-4%		101	0%	Community transmission
	Grenada		161	0%		1	0%	Sporadic cases
	Guadeloupe		14,634	0%		228	0%	Community transmission
	Guyana		13,283	4%		296	90%	Community transmission
	Haiti		13,094	240%		254	0%	Community transmission
	Jamaica		45,777	-23%		779	-34%	Community transmission
	Martinique		11,139	0%		79	0%	Community transmission
	Montserrat		20	0%		1	0%	No cases
	Puerto Rico		131,956	-34%		2,310	-32%	Community transmission
	Saba		6	0%				No cases
	Saint Barthelemy		988	0%		1	0%	Clusters of cases
	Saint Kitts and Nevis		45	0%				Sporadic cases
	Saint Lucia		4,552	37%		74	-20%	Community transmission
	Saint Martin		1,749	0%		14	0%	Community transmission
	Saint Pierre and		25	0%				Sporadic cases
	Saint Vincent and the Grenadines		1,864	209%		11	0%	Community transmission
	Sint Eustatius		20	0%				No cases
	Sint Maarten		2,230	80%		27	0%	Community transmission
	Suriname		10,363	-1%		204	83%	Cluster of cases
	Trinidad and Tobago		10,824	79%		169	71%	Community transmission
	Turks and Caicos		2,390	100%		17	0%	Clusters of cases
	Virgin Islands (UK)		194	-100%		1	0%	Clusters of Cases
	Virgin Islands (US)		3,125	-13%		27	-100%	Community transmission
	<b>Subtotal</b>		<b>705,599</b>			<b>9,262</b>		
<b>Total</b>			<b>62,281,517</b>			<b>1,517,981</b>		

\* 7 Day Moving Average

Legend



Table notes on the next page.

NOTES: Case and death counts may include both confirmed and probable classifications depending on the reporting Member State.

- Antibody tests, including rapid diagnostic tests (RDTs) based on antibody detection, are not recommended for use by PAHO/WHO in clinical diagnosis. Antigen-detecting RDTs may be used following the WHO 11 September 2020 Guidance, available at: <https://bit.ly/2FxK2fs>
- Data is updated on a weekly basis for Guadeloupe, Martinique, Nicaragua, Saint Barthelemy, Saint Martin, and Saint Pierre and Miquelon.
- As of 11 November 2020, the previously aggregated Bonaire, Saba and Sint Eustatius are now being presented separately in the table.
- \*A dispute exists between the Governments of Argentina and the United Kingdom of Great Britain and Northern Ireland concerning sovereignty over the Falkland Islands (the) (Malvinas)

**Argentina:** On 14 March 2021, due to daylight savings time observed in Eastern Standard Time zone, the Argentina data is no longer published by 3:00PM EST same day and is henceforth included in the following day table. Between 22 February and 14 March 2021, the data had corresponded to the same date.

**Bahamas:** According to the 29 April 2021 Bahamas Ministry of Health (MoH) publication, there are a total of additional deaths under investigation, available at: <https://bit.ly/3vsvZr>

**Ecuador:** According to a 6 September Ecuador Ministry of Public Health press release, only cases confirmed by RT-PCR will be reported; previously, cases who tested positive by either RT-PCR or RDTs were reported, resulting in the exclusion of 8,956 cases. Available at: <https://bit.ly/3h2EWEA>

**Guadeloupe:** Deaths are aggregated for Guadeloupe, Saint Martin and Saint Barthelemy in Santé Publique France weekly publications; death counts for Guadeloupe are calculated subtracting deaths in Saint Martin and Saint Barthelemy. Available at: <https://bit.ly/39UMysd>

**Jamaica:** According to a 1 May 2021 Jamaica Ministry of Health and Wellness press release, there are a total of 136 additional deaths under investigation, available at: <https://bit.ly/3qAwIJo>

**Nicaragua:** Please note there are discrepancies with the data published by the Citizen's Observatory COVID-19 Nicaragua as of 28 April. Available at: <https://bit.ly/3pw7ZVR>

**Peru:** Aggregated case total as reported by the Peru MoH; disaggregated data posted as of 27 April 2021 is 539,890 by RT-PCR + 360,743 by antigen tests + 898,812 by other RDTs. Antibody tests, including RDTs based on antibody detection, are not recommended for use by PAHO/WHO in clinical diagnosis. Antigen-detecting RDTs may be used following the WHO 11 September 2020 Guidance, available at: <https://bit.ly/3fjVKTM>

**Puerto Rico:** Aggregated case total as reported by the Puerto Rico Department of Health (DoH); 116,180 were positive by RT-PCR and 15,776 were positive by antigen tests; previously, cases who tested positive by either RT-PCR or serological RDTs were reported, resulting in the exclusion of 33,965 cases. Available at: <https://bit.ly/2VvjksQ>

**United States of America:** Case and death counts include both confirmed and probable classifications, as published on the U.S. Centers for Disease Control and Prevention (US CDC) website on 30-April. Excludes American Samoa, Federated States of Micronesia, Guam, Commonwealth of the Northern Marianas, Puerto Rico, Palau, Republic of Marshall Islands, and the United States Virgin Islands. Sources: <https://bit.ly/2WJN2dd> and <https://bit.ly/2zUMSZ1>.

**Uruguay:** According to the latest Uruguay Ministry of Public Health report, the total notes 8 positive cases reported in the last 24 hours were excluded from the total. Available at: <https://bit.ly/3gRpNcH>

DATA ADJUSTMENTS - Differences in the total number of cases and/or deaths and respective % increases reflect the following adjustment(s):

**Saint Vincent and the Grenadines:** Cases were retrospectively adjusted for 30 April 2021 to align with data reported by the Saint Vincent and the Grenadines Ministry of Health indicating 1,864 cases. Available at: <https://bit.ly/333MJgQ>

