

## Region of the Americas Update

### Last 24 hours \*

- 248,442** Additional cases
- 7,012** Additional deaths
- 0.43%** Relative increase in cases
- 0.50%** Relative increase in deaths
- 42** Countries/territories reporting new cases
- 26** Countries/territories reporting new deaths

### Highest numbers of cases & deaths in the last 24 hours \*

#### Cases (≥ 1,000)

Brazil	<b>86,652</b>
United States	<b>76,377</b>
Argentina	<b>23,683</b>
Colombia	<b>12,464</b>
Peru	<b>9,966</b>
Chile	<b>9,151</b>
Canada	<b>7,982</b>
Mexico	<b>5,140</b>
Uruguay	<b>3,670</b>
Paraguay	<b>2,479</b>
Guatemala	<b>1,331</b>
Bolivia	<b>1,241</b>

#### Deaths (≥ 100)

Brazil	<b>4,249</b>
United States	<b>982</b>
Mexico	<b>548</b>
Argentina	<b>290</b>
Peru	<b>253</b>
Colombia	<b>247</b>
Chile	<b>129</b>

### COVID-19 – Highlights

- Brazil:** ANVISA authorized a new covid-19 vaccine clinical trial involving 30,000 volunteers. The approved clinical trial is phase 2/3, randomized, blind to observer, placebo-controlled, to assess the safety, efficacy, and immunogenicity of the vaccine in adults 18 years of age and older. Details here: <https://bit.ly/3mxSwEk>
- Uruguay:** The President indicated that measures put in place on March 23 will be extended until April 30, including suspension of attendance in the educational system. He highlighted the need for personal protection, praised the vaccination plan and said he hopes that in May the results of vaccination campaign will be felt. Details available here: <https://bit.ly/3a0rzUJ>
- Peru:** The president of the Council of Ministers announced that the classification of the level of risk in the provinces will be done every three weeks to enable better predictability regarding the measures that have been adopted in the framework of the fight against the pandemic. Details available at: <https://bit.ly/3fZx1Ld>

\*Numbers may vary due to differences in reporting.

## Region of the Americas

**57,758,745** cases

**1,398,392** deaths

**56**

countries/areas/territories affected.

## Global

**133,800,594** cases

**2,901,307** deaths

**235**

countries/areas/territories affected.

**Total cases, deaths & CFR (%) among PAHO countries/territories with ≥ 60,000 cumulative cases.**

Country/Territory	Cases	Deaths	CFR (%)
United States of America	30,692,226	554,783	1.8%
Brazil	13,279,857	345,025	2.6%
Colombia	2,492,081	65,014	2.6%
Argentina	2,473,751	57,122	2.3%
Mexico	2,267,019	206,146	9.1%
Peru	1,617,864	53,978	3.3%
Chile	1,060,421	24,108	2.3%
Canada	1,036,023	23,211	2.2%
Panama	357,704	6,152	1.7%
Ecuador	342,678	17,158	5.0%
Bolivia	279,207	12,412	4.4%
Dominican Republic	256,563	3,382	1.3%
Paraguay	229,595	4,644	2.0%
Costa Rica	219,846	3,000	1.4%
Guatemala	201,295	6,977	3.5%
Honduras	193,783	4,715	2.4%
Venezuela	171,373	1,720	1.0%
Uruguay	130,657	1,275	1.0%
Puerto Rico	111,760	2,146	1.9%
Cuba	84,532	448	0.5%

Information current as of 9 April 2021, 15h00 EST – **Highlighted in grey:** Updates with respect to the information published on [2 April 2021](#)

Based on viral genomic sequencing, on 14 December 2020, the authorities of the United Kingdom reported to WHO a SARS-CoV-2 variant known as B.1.1.7; on 18 December 2020, the authorities of the Republic of South Africa reported to WHO a SARS-CoV-2 variant known as B.1.351; and, on 13 January 2021, the authorities of Brazil reported to WHO a SARS-CoV-2 variant known as P.1. Starting on 18 December 2020, WHO shared that information with authorities across the globe, through dedicated channels established under the International Health Regulations (IHR), as well with the public through the WHO web site.<sup>1,2,3</sup>

#### International traffic-related measures adopted by States Parties in the Americas in response to the detection of SARS-CoV-2 variants

The table below summarizes international traffic-related measures adopted by States Parties to the IHR in the Region of the Americas in response to the detection of SARS-CoV-2 variants. Measures adopted are consistent with current Temporary Recommendations,<sup>4,5</sup> issued by the Director-General of WHO in the context of the Public Health Emergency of International Concern (PHEIC), determined on 30 January 2020 according to IHR provisions.

State Party issuing measures	Hyperlinked description of measures and language of publication <sup>6</sup>	Date information about measures published on governmental web pages/social media accounts	State/s Party/ies concerned by measures issued
Argentina	<a href="#">Spanish</a>	20-Dec-20	United Kingdom
	<a href="#">Spanish</a>	25-Mar 2021	Brazil, Chile, Mexico, United Kingdom
Bolivia	<a href="#">Spanish</a>	22-Dec-20 06-Jan-21 15-Feb-21 17-Mar-21	All European countries <a href="#">Extension</a>
	<a href="#">Spanish</a>	01-Apr-21	Brazil
Brazil	<a href="#">Portuguese</a>	25-Dec-20	United Kingdom
	<a href="#">Portuguese</a>	25-Jan-21	Republic of South Africa, United Kingdom
Canada <sup>7</sup>	<a href="#">English</a>	19-Feb-21	All countries
Chile	<a href="#">Spanish</a>	20-Dec-20	United Kingdom
	<a href="#">Spanish</a>	01-Apr-21	All countries
Colombia <sup>8</sup>	<a href="#">Spanish</a>	20-Dec-20	United Kingdom
	<a href="#">Spanish</a>	27-Jan-21	Brazil
	<a href="#">Spanish</a>	29-Mar-21	All countries
Dominican Republic	<a href="#">Spanish</a>	17-Mar-21	United Kingdom
Ecuador	<a href="#">Spanish</a>	06-Apr-21	Brazil

<sup>1</sup> <https://www.who.int/csr/don/21-december-2020-sars-cov2-variant-united-kingdom/en/>

<sup>2</sup> <https://www.who.int/csr/don/31-december-2020-sars-cov2-variants/en/>

<sup>3</sup> Coronavirus disease (COVID-19) Weekly Epidemiological Update and Weekly Operational Update:

<https://www.who.int/emergencies/diseases/novel-coronavirus-2019/situation-reports>

<sup>4</sup> <https://bit.ly/35QAXrZ>

<sup>5</sup> <https://bit.ly/3szhsho>

<sup>6</sup> All hyperlinks were accessed on 9 April 2021, with the exception of <sup>9</sup>

<sup>7</sup> Also reported to PAHO/WHO by the National IHR Focal Point of Canada. On 19 February 2021, the National IHR Focal Point of Canada also reported to PAHO/WHO the following extensions of international traffic-related measures: [Order in Council 2021-0075](#); [Order in Council 2021-0076](#); [Order in Council 2021-0077](#). On 2 March 2021, the National IHR Focal Point of Canada also reported to PAHO/WHO the following extensions of international traffic-related measures: [Interim Order No. 3 Restricting Pleasure Craft Navigation Due to COVID-19](#); [Interim Order No. 5 Respecting Passenger Vessel Restrictions Due to the Coronavirus Disease 2019 \(COVID-19\)](#). On 22 March 2021, the National IHR Focal Point of Canada also reported to PAHO/WHO the following extensions of international traffic-related measures: [Order in Council 2021-0173](#); [Order in Council 2021-0174](#).

<sup>8</sup> Also reported to PAHO/WHO by the National IHR Focal Point of Colombia

State Party issuing measures	Hyperlinked description of measures and language of publication <sup>6</sup>	Date information about measures published on governmental web pages/social media accounts	State/s Party/ies concerned by measures issued
<del>El Salvador</del>	<del><a href="#">Spanish</a></del>	<del>20-Dec-20</del> <del>04-Mar-21</del>	<del>Republic of South Africa and United Kingdom Extension (pending details)</del>
Guatemala	<a href="#">Spanish</a>	21-Dec-20	Republic of South Africa and United Kingdom
Honduras	<a href="#">Spanish</a> <sup>9</sup>	22-Dec-20	Republic of South Africa and United Kingdom
Jamaica	<a href="#">English</a>  <a href="#">English</a>	31-Dec-20 01-Mar-21  03-Apr-21	United Kingdom <a href="#">Extension</a>  Argentina, Brazil, Chile, Colombia, Paraguay, Peru, United Kingdom
Panama	<a href="#">Spanish</a>  <a href="#">Spanish</a>	21-Dec-20  29-Mar-21	Republic of South Africa and United Kingdom  South America
Peru	<a href="#">Spanish</a>  <a href="#">Spanish</a> <sup>10</sup> <a href="#">Spanish</a>  <a href="#">Spanish</a>	31-Dec-20  15-Jan-21 27-Jan-21  15-Mar-21	All countries  Europe and the Republic of South Africa (Complements and extensions)  Brazil, Republic of South Africa and United Kingdom
Saint Kitts and Nevis	English	9-Feb-21 ( <a href="#">video</a> )  23-Mar-2021	Brazil, Republic of South Africa, United Kingdom <a href="#">Extension</a>
Saint Vincent and the Grenadines	<a href="#">English</a>	23-Feb-21	Brazil, Republic of South Africa
Trinidad and Tobago	<a href="#">English</a>	21-Dec-20	United Kingdom
United States <sup>11,12</sup>	<a href="#">English</a> <a href="#">English</a> <a href="#">English</a>	24-Dec-20 12-Jan-21 25-Jan-21	United Kingdom All countries Brazil, United Kingdom, Republic of Ireland, Republic of South Africa, Schengen Area <sup>13</sup>

**International traffic-related measures adopted by States Parties outside the Region of the Americas**, including those in response to the detection of SARS-CoV-2 variants, are periodically published on the WHO secure [Event Information Site](#) (EIS), established pursuant to IHR provisions and accessible to National IHR Focal Points.

<sup>9</sup> Hyperlink not accessible on 9 April 2021

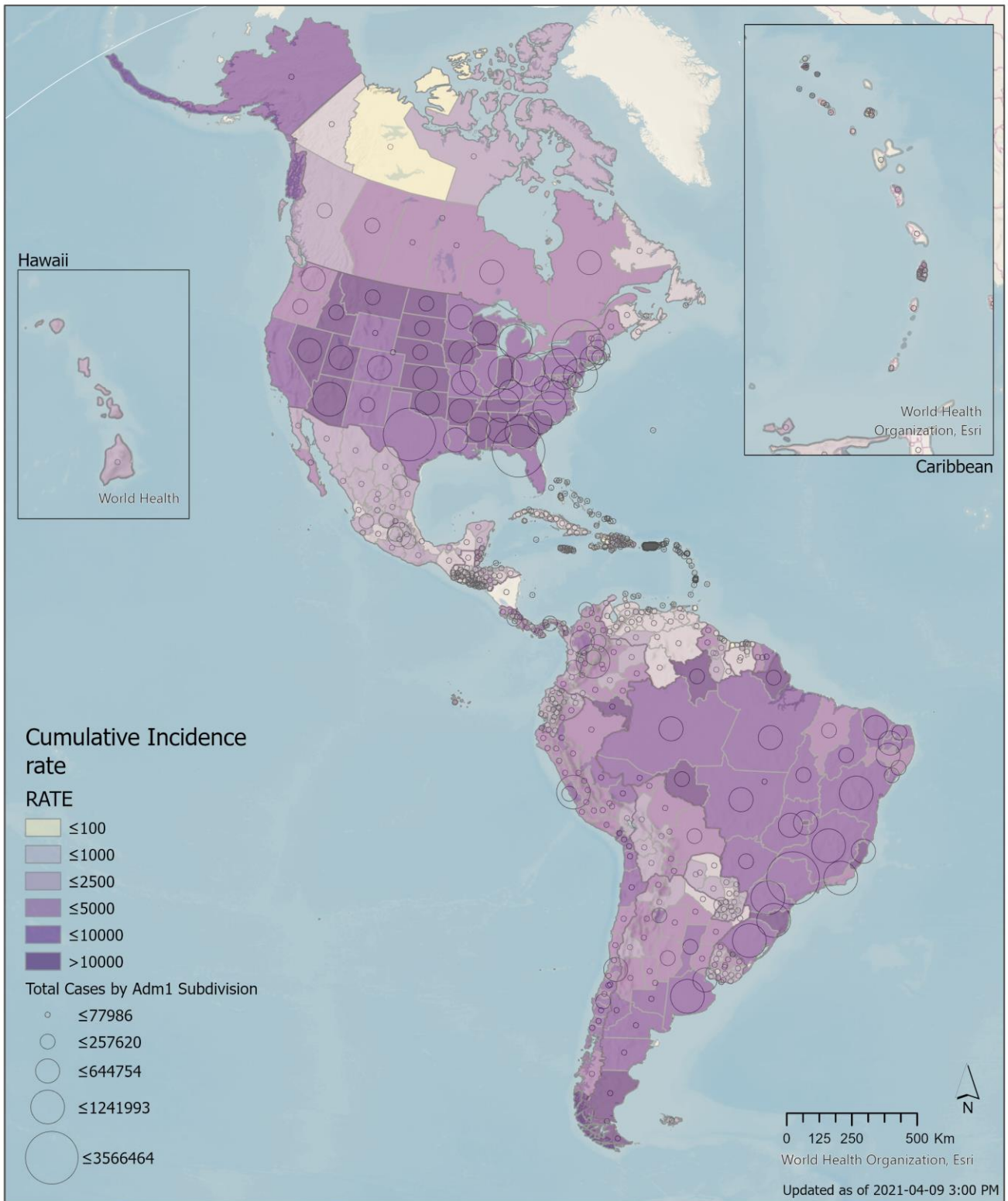
<sup>10</sup> Also reported to PAHO/WHO by the Ministry of Health of Peru

<sup>11</sup> Also reported to PAHO/WHO by the National IHR Focal Point of the United States

<sup>12</sup> On 18 March 2021, the Government of the United States published the extension, until 21 April 2021 of the following measure: <https://mx.usembassy.gov/travel-restrictions-fact-sheet/>

<sup>13</sup> The Schengen Area includes Austria, Belgium, Czech Republic, Denmark, Estonia, Finland, France, Germany, Greece, Hungary, Iceland, Italy, Latvia, Liechtenstein, Lithuania, Luxembourg, Malta, Netherlands, Norway, Poland, Portugal, Slovakia, Slovenia, Spain, Sweden, and Switzerland

**Map 1. Reported number of cumulative COVID-19 cases in the Region of the Americas and corresponding incidence rate (per 100,000 population) by country/territory. As of 9 April 2021**

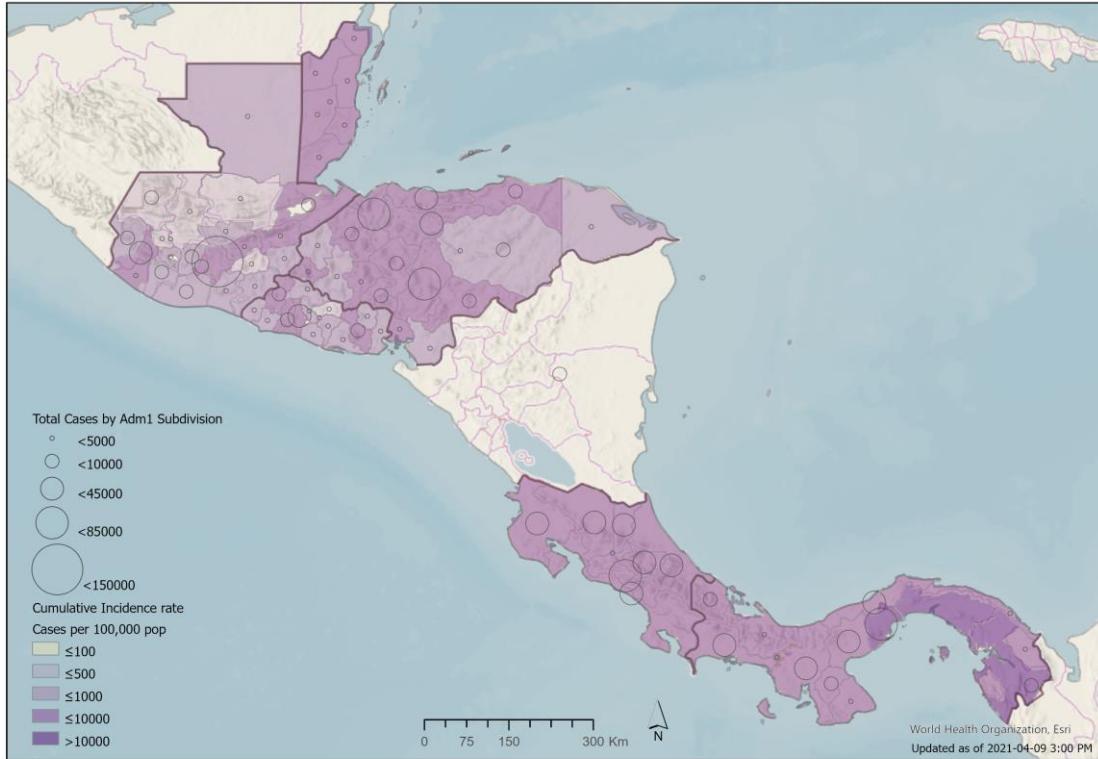


**PAHO**



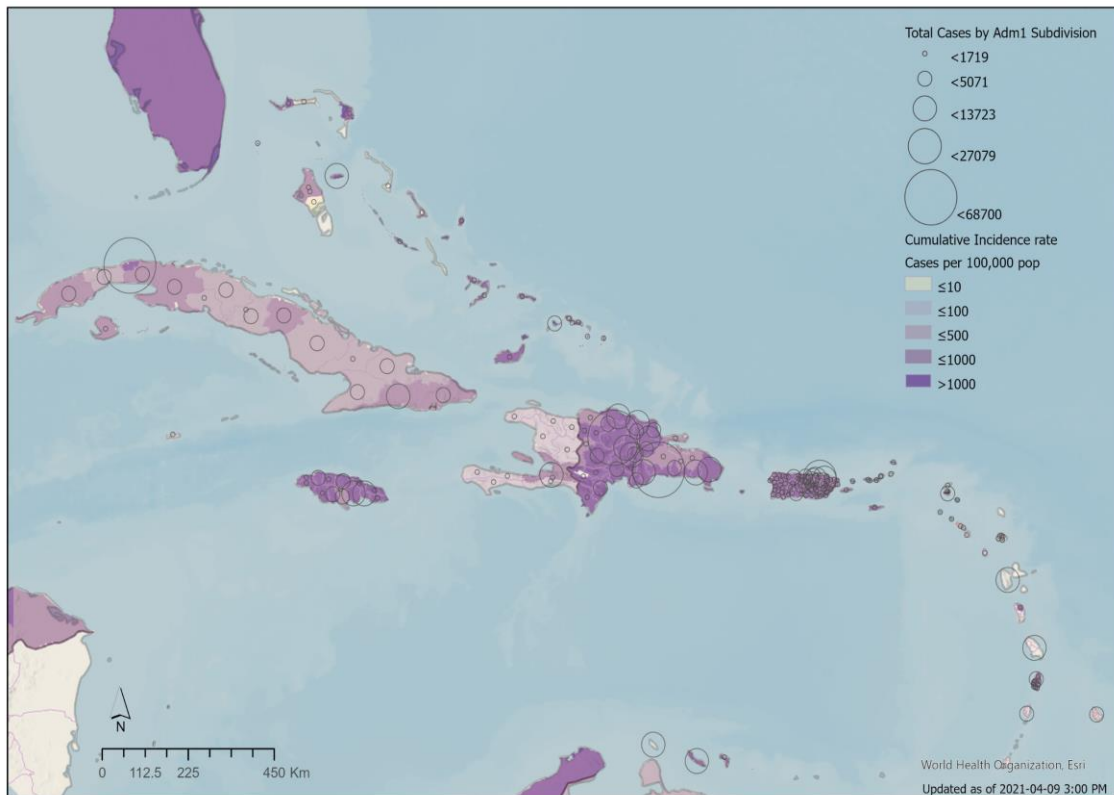
© Pan American Health Organization-World Health Organization 2020. All rights reserved.  
 The designations employed and the presentation of the material in these maps do not imply the expression of any opinion whatsoever on the part of the Secretariat of the Pan American Health Organization concerning the legal status of any country, territory, city or area or of its authorities, or concerning the delimitation of its frontiers or boundaries. Dotted and dashed lines on maps represent approximate border lines for which there may not yet be full agreement.

**Map 2. Reported number of cumulative COVID-19 cases in the Central American sub-region and corresponding incidence rate (per 100,000 population) by country/territory (sub-national level). As of 9 April 2021**



© Pan American Health Organization-World Health Organization 2020. All rights reserved.  
 The designations employed and the presentation of the material in these maps do not imply the expression of any opinion whatsoever on the part of the Secretariat of the Pan American Health Organization concerning the legal status of any country, territory, city or area or of its authorities, or concerning the delimitation of its frontiers or boundaries. Dotted and dashed lines on maps represent approximate border lines for which there may not yet be full agreement.

**Map 3. Reported number of cumulative COVID-19 cases in the Caribbean sub-region and corresponding incidence rate (per 100,000 population) by country/territory (sub-national level). As of 9 April 2021**











































© Pan American Health Organization-World Health Organization 2020. All rights reserved.  
 The designations employed and the presentation of the material in these maps do not imply the expression of any opinion whatsoever on the part of the Secretariat of the Pan American Health Organization concerning the legal status of any country, territory, city or area or of its authorities, or concerning the delimitation of its frontiers or boundaries. Dotted and dashed lines on maps represent approximate border lines for which there may not yet be full agreement.

## COVID-19 situation reported by countries and territories in the Americas,

as of 9 April 2021

Updated as of 3 PM

Sub-Region	Country/Territory	Cases			Deaths			Transmission Type
		7 Day MA* Trend	Cummulative	7day % change	7 Day MA* Trend	Cummulative	7day % change	
North America	Canada		1,036,023	32%		23,211	-1%	Community transmission
	Mexico		2,267,019	-23%		206,146	-28%	Community transmission
	United States of America (the)		30,692,226	1%		554,783	12%	Community transmission
	<b>Subtotal</b>		<b>33,995,268</b>			<b>784,140</b>		
Central America	Belize		12,487	-31%		318	0%	Community transmission
	Costa Rica		219,846	-64%		3,000	-36%	Community transmission
	El Salvador		65,491	59%		2,044	29%	Community transmission
	Guatemala		201,295	149%		6,977	38%	Community transmission
	Honduras		193,783	-4%		4,715	41%	Community transmission
	Nicaragua		5,366	5%		179	0%	Community transmission
	Panama		357,704	-24%		6,152	-28%	Community transmission
	<b>Subtotal</b>		<b>1,055,972</b>			<b>23,385</b>		
South America	Argentina		2,473,751	30%		57,122	39%	Community transmission
	Bolivia (the Plurinational State of)		279,207	7%		12,412	-11%	Community transmission
	Brazil		13,279,857	-15%		345,025	-10%	Community transmission
	Chile		1,060,421	0%		24,108	-18%	Community transmission
	Colombia		2,492,081	28%		65,014	28%	Community transmission
	Ecuador		342,678	1%		17,158	-11%	Community transmission
	Paraguay		229,595	-2%		4,644	16%	Community transmission
	Peru		1,617,864	-8%		53,978	37%	Community transmission
	Uruguay		130,657	20%		1,275	74%	Community transmission
	Venezuela (Bolivarian Republic of)		171,373	27%		1,720	27%	Community transmission
	<b>Subtotal</b>		<b>22,077,484</b>			<b>582,456</b>		

Sub-Region	Country/Territory	Cases			Deaths			Transmission Type
		7 Day MA* Trend	Cummulative	7day % change	7 Day MA* Trend	Cummulative	7day % change	
Caribbean and Atlantic Ocean Islands	Anguilla		25	-100%				Sporadic cases
	Antigua and Barbuda		1,180	-43%		29	0%	Clusters of cases
	Aruba		9,896	-9%		92	50%	Community transmission
	Bahamas (the)		9,364	-17%		189	-100%	Clusters of cases
	Barbados		3,704	-32%		44	0%	Community transmission
	Bermuda		1,657	-3%		14	0%	Community transmission
	Bonaire		1,475	-45%		14	200%	Community transmission
Caribbean and Atlantic Ocean Islands	Cayman Islands		515	-22%		2	0%	Sporadic cases
	Cuba		84,532	7%		448	19%	Community transmission
	Curacao		10,632	-18%		60	100%	Community transmission
	Dominica		165	-67%				Sporadic cases
	Dominican Republic (the)		256,563	81%		3,382	63%	Community transmission
	Falkland Islands (the)		60	700%				Sporadic cases
	French Guiana		17,549	99%		94	-129%	Community transmission
	Grenada		157	0%		1	0%	Sporadic cases
	Guadeloupe		12,304	-48%		189	-57%	Community transmission
	Guyana		10,853	72%		252	163%	Clusters of cases
	Haiti		12,840	0%		252	-100%	Community transmission
	Jamaica		41,843	-25%		661	8%	Community transmission
	Martinique		8,887	-19%		59	-29%	Community transmission
	Montserrat		20	0%		1	0%	No cases
	Puerto Rico		111,760	37%		2,146	67%	Community transmission
	Saba		6	0%				No cases
	Saint Barthelemy		928	-87%		1	0%	Clusters of cases
	Saint Kitts and Nevis		44	0%				Sporadic cases
	Saint Lucia		4,329	-31%		64	0%	Community transmission
	Saint Martin		1,703	-70%		13	-100%	Community transmission
	Saint Pierre and Miquelon		24	0%				No cases
	Saint Vincent and the Grenadines		1,789	6%		10	0%	Community transmission
	Sint Eustatius		20	0%				No cases
	Sint Maarten		2,174	-30%		27	0%	Community transmission
	Suriname		9,254	176%		178	0%	Cluster of cases
	Trinidad and Tobago		8,276	38%		145	-100%	Community transmission
	Turks and Caicos		2,344	-63%		17	0%	Clusters of cases
Virgin Islands (UK)		178	0%		1	0%	Clusters of Cases	
Virgin Islands (US)		2,971	237%		26	0%	Community transmission	
<b>Subtotal</b>			<b>630,021</b>			<b>8,411</b>		
<b>Total</b>			<b>57,758,745</b>			<b>1,398,392</b>		

\* 7 Day Moving Average

Legend



Table notes on the next page.

## NOTES

Case and death counts may include both confirmed and probable classifications depending on the reporting Member State.

- Antibody tests, including rapid diagnostic tests (RDTs) based on antibody detection, are not recommended for use by PAHO/WHO in clinical diagnosis. Antigen-detecting RDTs may be used following the WHO 11 September 2020 Guidance, available at: <https://bit.ly/2FxK2fs>.
- Data is updated on a weekly basis for Guadeloupe, Martinique, Nicaragua, Saint Barthelemy, Saint Martin, and Saint Pierre and Miquelon.
- As of 11 November 2020, the previously aggregated Bonaire, Saba and Sint Eustatius are now being presented separately in the table.
- \*A dispute exists between the Governments of Argentina and the United Kingdom of Great Britain and Northern Ireland concerning sovereignty over the Falkland Islands (the) (Malvinas) "

**Argentina:** On 14 March 2021, due to daylight savings time observed in Eastern Standard Time zone, the Argentina data is no longer published by 3:00PM EST same day and is henceforth included in the following day table. Between 22 February and 14 March 2021, the data had corresponded to the same date.

**Bahamas:** According to the 8 April 2021 Bahamas Ministry of Health (MoH) publication, there are a total of 17 additional deaths under investigation, available at: <https://bit.ly/3rViGSq>

**Ecuador:** According to a 6 September Ecuador Ministry of Public Health press release, only cases confirmed by RT-PCR will be reported; previously, cases who tested positive by either RT-PCR or RDTs were reported, resulting in the exclusion of 8,956 cases. Available at: <https://bit.ly/3h2EWEA>

**Guadeloupe:** Deaths are aggregated for Guadeloupe, Saint Martin and Saint Barthelemy in Santé Publique France weekly publications; death counts for Guadeloupe are calculated subtracting deaths in Saint Martin and Saint Barthelemy. Available at: <https://bit.ly/39UMysd>

**Jamaica:** According to the 8 April 2021 Jamaica Ministry of Health and Wellness press release, there are a total of 105 additional deaths under investigation, available at: <https://bit.ly/3qAwlJo>

**Nicaragua:** Please note there are discrepancies with the data published by the Citizen's Observatory COVID-19 Nicaragua as of 24 March. Available at: <https://bit.ly/3pw7ZVR>

**Peru:** Aggregated case total as reported by the Peru MoH; disaggregated data posted as of 8 April 2021 is 485,497 by RT-PCR + 252,020 by antigen tests + 880,347 by other RDTs. Antibody tests, including RDTs based on antibody detection, are not recommended for use by PAHO/WHO in clinical diagnosis. Antigen-detecting RDTs may be used following the WHO 11 September 2020 Guidance, available at: <https://bit.ly/3fJVkTM>

**Puerto Rico:** Aggregated case total as reported by the Puerto Rico Department of Health (DoH); 100,752 were positive by RT-PCR and 11,008 were positive by antigen tests; previously, cases who tested positive by either RT-PCR or serological RDTs were reported, resulting in the exclusion of 33,965 cases. Available at: <https://bit.ly/2VvjksQ>

**United States of America:** Case and death counts includes both confirmed and probable classifications, as published on the U.S. Centers for Disease Control and Prevention (US CDC) website on 8-April (for data confirmed at 16:00 EST the previous day). Excludes counts for Guam, Commonwealth of the Northern Marianas, Puerto Rico, and the United States Virgin Islands. Sources: <https://bit.ly/2WJN2dd> and <https://bit.ly/2zUMSZ1>.

**Uruguay:** According to the 8 April 2021 Uruguay Ministry of Public Health report, the total excludes 4 positive cases reported in the last 24 hours. Available at: <https://bit.ly/3uJyael>.

## DATA ADJUSTMENTS

Differences in the total number of cases and/or deaths and respective % increases reflect the following adjustment(s):

**French Guiana:** Cases have been retrospectively adjusted for 8 April to align with data published by the French Guiana Regional Health Agency indicating 17,441 cases. Available at: <https://bit.ly/3t6yuDd>

**Falkland Islands:** The Falkland Islands Government had reported 60 cases on 7 April 2021, the PAHO 8 April 2021 table has been updated to reflect this data; the relative increase in cases compared to the prior total was 15%. Available at: <https://bit.ly/39ZV6xJ>