

Region of the Americas Update

Last 24 hours *

- 176,506** Additional cases
- 6,357** Additional deaths
- 0.31%** Relative increase in cases
- 0.47%** Relative increase in deaths
- 25** Countries/territories reporting new cases
- 18** Countries/territories reporting new deaths

Highest numbers of cases & deaths in the last 24 hours *

Cases (≥ 1,000)

Brazil	70,238
United States	65,770
Colombia	10,222
Argentina	9,902
Peru	6,622
Uruguay	3,380
Mexico	3,089
Paraguay	1,608
Cuba	1,029

Deaths (≥ 100)

Brazil	2,922
United States	944
Mexico	190
Peru	170
Colombia	163

Region of the Americas

56,580,222 cases

1,368,633 deaths

56

countries/areas/territories affected.

Global

130,078,755 cases

2,838,176 deaths

235

countries/areas/territories affected.

COVID-19 – Highlights

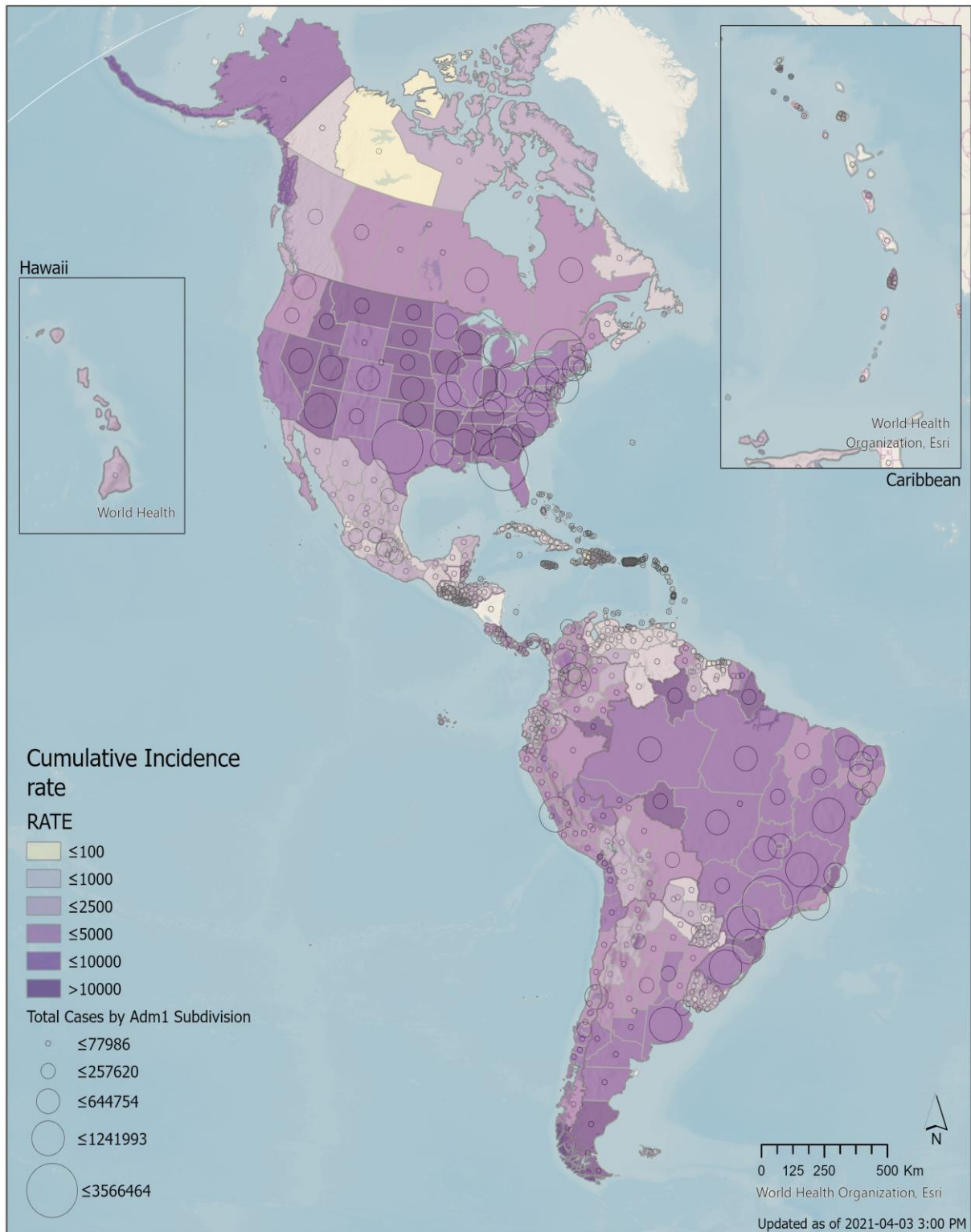
- Peru:** To strengthen health services in the face of the emergency due to COVID-19, a budget of S/ 67.9 million was approved for the purchase and implementation of medical oxygen. The press release is available here: <https://bit.ly/3wo1zMt>
- Bolivia:** The government ratifies requirement for negative COVID-19 RT-PCR test for travelers over 5 years old entering Bolivia as a preventive measure to avoid the introduction of the variants of SARS-CoV-2. Travelers are required to have a negative test in real-time. The details are available here: <https://bit.ly/3wou38S>
- Brazil:** The Ministry of Health is organizing the largest distribution of covid-19 vaccines since the start of the national vaccination campaign. 9,128,000 million doses will be distributed throughout Brazil- 8,400,000 million from Coronavac (the Butantan Institute), and 728,000 from AstraZeneca/Oxford, from Fiocruz. Both vaccines are produced in Brazil with imported raw material. The full publication is found here: <https://bit.ly/31GV1e1>

*Numbers may vary due to differences in reporting.

Total cases, deaths & CFR (%) among PAHO countries/territories with ≥ 60,000 cumulative cases.

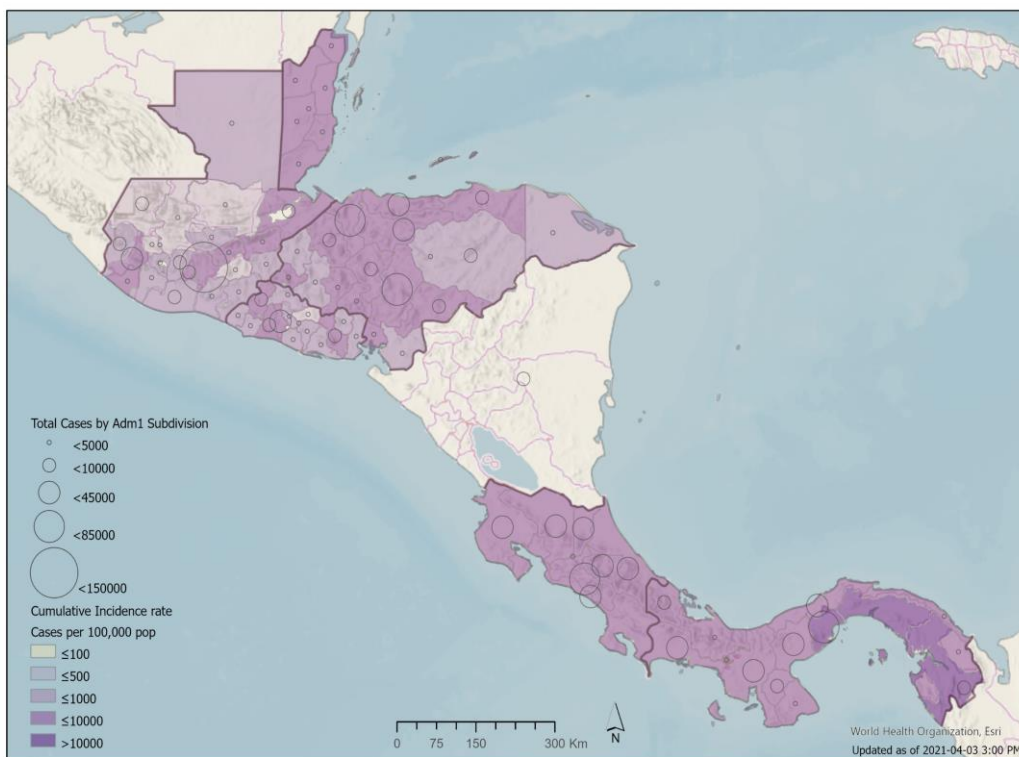
Country/Territory	Cases	Deaths	CFR (%)
United States of America	30,304,462	550,539	1.8%
Brazil	12,910,082	328,206	2.5%
Colombia	2,428,048	63,777	2.6%
Argentina	2,373,153	56,023	2.4%
Mexico	2,247,357	203,854	9.1%
Peru	1,568,345	52,331	3.3%
Chile	1,011,485	23,421	2.3%
Canada	987,918	23,002	2.3%
Panama	355,850	6,126	1.7%
Ecuador	332,038	16,910	5.1%
Bolivia	273,947	12,305	4.5%
Dominican Republic	253,781	3,334	1.3%
Paraguay	217,886	4,294	2.0%
Costa Rica	216,764	2,957	1.4%
Guatemala	195,036	6,875	3.5%
Honduras	189,726	4,622	2.4%
Venezuela	162,730	1,629	1.0%
Uruguay	111,568	1,041	0.9%
Puerto Rico	108,861	2,126	2.0%
Cuba	78,382	431	0.5%

Map 1. Reported number of cumulative COVID-19 cases in the Region of the Americas and corresponding incidence rate (per 100,000 population) by country/territory. As of 3 April 2021



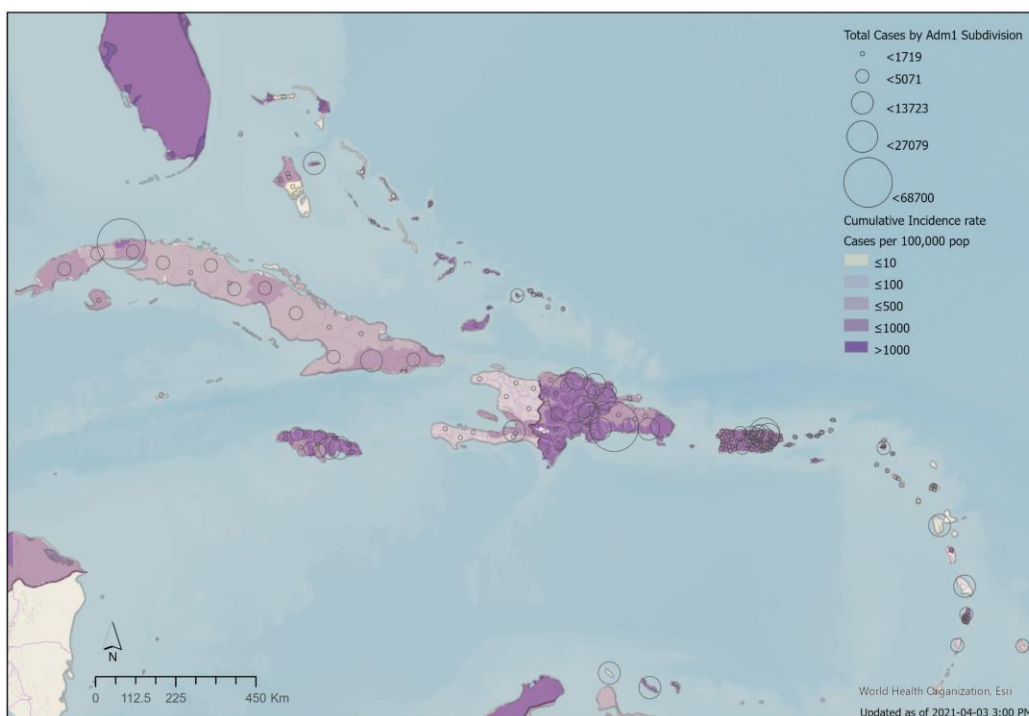
© Pan American Health Organization-World Health Organization 2020. All rights reserved.
 The designations employed and the presentation of the material in these maps do not imply the expression of any opinion whatsoever on the part of the Secretariat of the Pan American Health Organization concerning the legal status of any country, territory, city or area or of its authorities, or concerning the delimitation of its frontiers or boundaries. Dotted and dashed lines on maps represent approximate border lines for which there may not yet be full agreement.

Map 2. Reported number of cumulative COVID-19 cases in the Central American sub-region and corresponding incidence rate (per 100,000 population) by country/territory (sub-national level). As of 3 April 2021



© Pan American Health Organization-World Health Organization 2020. All rights reserved.
The designations employed and the presentation of the material in these maps do not imply the expression of any opinion whatsoever on the part of the Secretariat of the Pan American Health Organization concerning the legal status of any country, territory, city or area or of its authorities, or concerning the delimitation of its frontiers or boundaries. Dotted and dashed lines on maps represent approximate border lines for which there may not yet be full agreement.

Map 3. Reported number of cumulative COVID-19 cases in the Caribbean sub-region and corresponding incidence rate (per 100,000 population) by country/territory (sub-national level). As of 3 April 2021











































© Pan American Health Organization-World Health Organization 2020. All rights reserved.
The designations employed and the presentation of the material in these maps do not imply the expression of any opinion whatsoever on the part of the Secretariat of the Pan American Health Organization concerning the legal status of any country, territory, city or area or of its authorities, or concerning the delimitation of its frontiers or boundaries. Dotted and dashed lines on maps represent approximate border lines for which there may not yet be full agreement.

COVID-19 situation reported by countries and territories in the Americas,

as of 3 April 2021

Updated as of 3 PM

Sub-Region	Country/Territory	Cases			Deaths			Transmission Type
		7 Day MA* Trend	Cummulative	7day % change	7 Day MA* Trend	Cummulative	7day % change	
North America	Canada		987,918	6%		23,002	-16%	Community transmission
	Mexico		2,247,357	-14%		203,854	-18%	Community transmission
	United States of America (the)		30,304,462	5%		550,539	8%	Community transmission
	Subtotal		33,539,737			777,395		
Central America	Belize		12,456	173%		317	-100%	Community transmission
	Costa Rica		216,764	-52%		2,957	-26%	Community transmission
	El Salvador		64,431	-46%		2,021	0%	Community transmission
	Guatemala		195,036	-63%		6,875	-26%	Community transmission
	Honduras		189,726	-32%		4,622	-25%	Community transmission
	Nicaragua		5,326	3%		178	0%	Community transmission
	Panama		355,850	1%		6,126	-25%	Community transmission
Subtotal		1,039,589			23,096			
South America	Argentina		2,373,153	46%		56,023	4%	Community transmission
	Bolivia (the Plurinational State of)		273,947	7%		12,305	59%	Community transmission
	Brazil		12,910,082	-5%		328,206	26%	Community transmission
	Chile		1,011,485	-7%		23,421	62%	Community transmission
	Colombia		2,428,048	41%		63,777	30%	Community transmission
	Ecuador		332,038	-21%		16,910	-5%	Community transmission
	Paraguay		217,886	-7%		4,294	14%	Community transmission
	Peru		1,568,345	-8%		52,331	14%	Community transmission
	Uruguay		111,568	38%		1,041	44%	Community transmission
	Venezuela (Bolivarian Republic of)		162,730	36%		1,629	26%	Community transmission
Subtotal		21,389,282			559,937			

Sub-Region	Country/Territory	Cases			Deaths			Transmission Type
		7 Day MA* Trend	Cummulative	7day % change	7 Day MA* Trend	Cummulative	7day % change	
Caribbean and Atlantic Ocean Islands	Anguilla		25	100%		25	0%	Sporadic cases
	Antigua and Barbuda		1,170	-46%		28	0%	Clusters of cases
	Aruba		9,503	-4%		86	300%	Community transmission
	Bahamas (the)		9,171	-9%		188	-100%	Clusters of cases
	Barbados		3,659	-38%		42	-50%	Community transmission
	Bermuda		1,362	131%		12	0%	Community transmission
	Bonaire		1,385	-46%		11	-75%	Community transmission
Caribbean and Atlantic Ocean Islands	Cayman Islands		501	17%		2	0%	Sporadic cases
	Cuba		78,382	21%		431	-23%	Community transmission
	Curacao		8,834	94%		38	175%	Community transmission
	Dominica		165	0%				Sporadic cases
	Dominican Republic (the)		253,781	-15%		3,334	-3%	Community transmission
	Falkland Islands (the)		52	0%				No cases
	French Guiana		17,300	139%		96	250%	Community transmission
	Grenada		155	-100%		1	0%	Sporadic cases
	Guadeloupe		11,890	-9%		177	0%	Community transmission
	Guyana		10,446	-16%		235	-23%	Clusters of cases
	Haiti		12,788	136%		252	-100%	Community transmission
	Jamaica		40,449	-12%		613	12%	Community transmission
	Martinique		8,163	115%		54	33%	Community transmission
	Montserrat		20	0%		1	0%	No cases
	Puerto Rico		108,861	87%		2,126	0%	Community transmission
	Saba		6	0%				No cases
	Saint Barthelemy		910	-35%		1	0%	Clusters of cases
	Saint Kitts and Nevis		44	0%				Sporadic cases
	Saint Lucia		4,273	5%		61	0%	Community transmission
	Saint Martin		1,687	25%		13	0%	Community transmission
	Saint Pierre and Miquelon		24	0%				No cases
	Saint Vincent and the Grenadines		1,755	26%		10	-100%	Community transmission
	Sint Eustatius		20	0%				No cases
	Sint Maarten		2,151	32%		27	0%	Community transmission
	Suriname		9,137	48%		177	-100%	Cluster of cases
	Trinidad and Tobago		8,116	50%		145	300%	Community transmission
	Turks and Caicos		2,344	-46%		17	-100%	Clusters of cases
Virgin Islands (UK)		154	0%		1	0%	Clusters of Cases	
Virgin Islands (US)		2,931	-66%		26	-100%	Community transmission	
Subtotal			611,614			8,205		
Total			56,580,222			1,368,633		

* 7 Day Moving Average

Legend

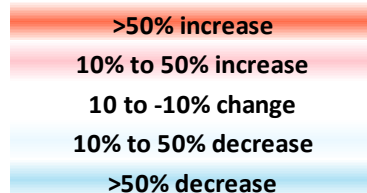


Table notes on the next page.

NOTES

Case and death counts may include both confirmed and probable classifications depending on the reporting Member State.

- *Antibody tests, including rapid diagnostic tests (RDTs) based on antibody detection, are not recommended for use by PAHO/WHO in clinical diagnosis. Antigen-detecting RDTs may be used following the WHO 11 September 2020 Guidance, available at: <https://bit.ly/2FxBK2fs>.*
- *Data is updated on a weekly basis for French Guiana, Guadeloupe, Martinique, Nicaragua, Saint Barthelemy, Saint Martin, and Saint Pierre and Miquelon.*
- *As of 11 November 2020, the previously aggregated Bonaire, Saba and Sint Eustatius are now being presented separately in the table.*
- **A dispute exists between the Governments of Argentina and the United Kingdom of Great Britain and Northern Ireland concerning sovereignty over the Falkland Islands (the) (Malvinas)*

Argentina: On 14 March 2021, due to daylight savings time observed in Eastern Standard Time zone, the Argentina data is no longer published by 3:00PM EST same day and is henceforth included in the following day table. Between 22 February and 14 March 2021, the data had corresponded to the same date.

Bahamas: According to a 31 March Bahamas Ministry of Health (MoH) publication, there are a total of 15 additional deaths under investigation, available at: <https://bit.ly/3noOhKK>

Ecuador: According to a 6 September Ecuador Ministry of Public Health press release, only cases confirmed by RT-PCR will be reported; previously, cases who tested positive by either RT-PCR or RDTs were reported, resulting in the exclusion of 8,956 cases. Available at: <https://bit.ly/3h2EWEA>

Guadeloupe: Deaths are aggregated for Guadeloupe and Saint Martin in Santé Publique France weekly publications, available at: <https://bit.ly/2VQ201g>. Death counts for Guadeloupe are calculated subtracting deaths in Saint Martin published by the Saint Barthelemy and Saint Martin prefecture, available at: <https://bit.ly/2LgWYct>

Jamaica: According to a 3 April 2021 Jamaica Ministry of Health and Wellness press release, there are a total of 92 additional deaths under investigation, available at: <https://bit.ly/3qAwlJo>

Nicaragua: Please note there are discrepancies with the data published by the Citizen's Observatory COVID-19 Nicaragua as of 24 March. Available at: <https://bit.ly/3pw7ZVR>

Peru: Aggregated case total as reported by the Peru MoH; disaggregated data posted as of 01 April 2021 is 468,514 by RT-PCR + 223,776 by antigen tests + 876,055 by other RDTs. Antibody tests, including RDTs based on antibody detection, are not recommended for use by PAHO/WHO in clinical diagnosis. Antigen-detecting RDTs may be used following the WHO 11 September 2020 Guidance, available at: <https://bit.ly/3dskvRG>.

Puerto Rico: Aggregated case total as reported by the Puerto Rico Department of Health (DoH); 98,917 were positive by RT-PCR and 9,855 were positive by antigen tests; previously, cases who tested positive by either RT-PCR or serological RDTs were reported, resulting in the exclusion of 33,965 cases. Available at: <https://bit.ly/2VvjksQ>

United States of America: Case and death counts includes both confirmed and probable classifications, as published on the U.S. Centers for Disease Control and Prevention (US CDC) website on 3-April (for data confirmed at 16:00 EST the previous day). Excludes counts for Guam, Commonwealth of the Northern Marianas, Puerto Rico, and the United States Virgin Islands. Sources: <https://bit.ly/2WJN2dd> and <https://bit.ly/2zUMSZ1>.

Uruguay: According to the 02 April 2021 Uruguay Ministry of Public Health report, the total includes 1311 cases retrospectively reported by laboratories and 0 positive cases reported in the last 24 hours were excluded from the total. Available at: <https://bit.ly/3uhfYs6>