



ONGOING LIVING UPDATE OF **COVID-19** THERAPEUTIC OPTIONS

Summary of Evidence • Rapid Review, 14 September 2021

PAHO



Pan American
Health
Organization



World Health
Organization
REGIONAL OFFICE FOR THE
Americas

BE AWARE. PREPARE. ACT.

www.paho.org/coronavirus

Ongoing Living Update of COVID-19 Therapeutic Options: Summary of Evidence. Rapid Review, 13 September 2021

PAHO/IMS/EIH/COVID-19/21-027

© Pan American Health Organization, 2021

Some rights reserved. This work is available under the Creative Commons AttributionNonCommercial-ShareAlike 3.0 IGO license (CC BY-NC-SA 3.0 IGO; <https://creativecommons.org/licenses/by-nc-sa/3.0/igo>).

Under the terms of this license, this work may be copied, redistributed, and adapted for noncommercial purposes, provided the new work is issued using the same or equivalent Creative Commons license and it is appropriately cited, as indicated below. In any use of this work, there should be no suggestion that the Pan American Health Organization (PAHO) endorses any specific organization, product, or service. Use of the PAHO logo is not permitted.

All reasonable precautions have been taken by PAHO to verify the information contained in this publication. However, the published material is being distributed without warranty of any kind, either expressed or implied. The responsibility for the interpretation and use of the material lies with the reader. In no event shall PAHO be liable for damages arising from its use.

Disclaimer

This document includes the results of a rapid systematic review of current available literature. The information included in this review reflects the evidence as of the date posted in the document. In recognition of the fact that there are numerous ongoing clinical studies, PAHO will periodically update this review and corresponding recommendations as new evidence becomes available.

Contents

[Executive summary](#)

[Background](#)

[Summary of evidence](#)

[Key findings](#)

[Changes since previous edition](#)

[Concluding remarks](#)

[Hallazgos clave](#)

[Cambios respecto a la anterior versión](#)

[Conclusiones](#)

[Systematic review of therapeutic options for treatment of COVID-19](#)

[Background](#)

[Methods](#)

[Search strategy](#)

[Study selection](#)

[Inclusion criteria](#)

[Living evidence synthesis](#)

[Results](#)

[Studies identified and included](#)

[Risk of bias](#)

[Main findings](#)

[Full description of included studies](#)

[Appendix 1. Summary of findings tables](#)

[References](#)

Executive summary

Background

The urgent need for evidence on measures to respond to the COVID-19 pandemic had led to a rapid escalation in numbers of studies testing potential therapeutic options. The vast amount of data generated by these studies must be interpreted quickly so that physicians have the information to make optimal treatment decisions and manufacturers can scale-up production and bolster supply chains. Moreover, obtaining a quick answer to the question of whether or not a particular intervention is effective can help investigators involved in the many ongoing clinical trials to change focus and pivot to more promising alternatives. Since many physicians are currently using treatments that rely on compassionate-use exemptions or off-label indications to treat patients with COVID-19, it is crucial that they have access to the most up-to-date research evidence to inform their treatment decisions.

To address this evidence gap, we compiled the following database of evidence on potential therapeutic options for COVID-19. We hope this information will help investigators, policy makers, and prescribers navigate the flood of relevant data to ensure that management of COVID-19, at both individual and population levels, is based on the best available knowledge. We will endeavor to continually update this resource as more research is released into the public space.

Summary of evidence

Tables 1 and 2, which divide the total group of identified studies into randomized (Table 1) and non-randomized (Table 2) designs, indicate the primary outcome measures used for each investigation and the level of certainty. Table 3, below, summarizes the status of evidence for the 143 potential therapeutic options for COVID-19 for which studies were identified through our systematic review.

Table 1. List of RCTs of interventions for COVID-19 with primary outcome measures and certainty (n=407)

Intervention	Overall number of studies including the intervention, n=407	Mortality (n of studies)	Invasive mechanical ventilation (n of studies)	Symptom resolution (n of studies)	Prevention of infection (n of studies)	Adverse events (n of studies)	Hospitalization of studies (n of studies)	
Hydroxychloroquine or Chloroquine	NEW	49	13	9	9	9	17	7
Ivermectin		32	6 (*)	6	3 (*)	4	4	4
Tocilizumab	NEW	26	20	21	6		12	
Convalescent plasma	NEW	24	9 (*)	7 (*)	9		3 (*)	
Corticosteroids		16	14 (@)	6	5		6	
Favipiravir	NEW	15	5	4	1 (*)		3	1
Lopinavir-Ritonavir		15	4	4	2	1	2	1
Sofosbuvir +/- Daclatasvir or others		13	2 (*)	2 (*)	2 (*)			
Azithromycin		9	4	3	4		1	2
Sarilumab		9	9	7	2		3	
ACEIs or ARBs		9	8	8	2			1
Anticoagulants (Intermediate or full dose)		7	7				5 (*)	
Mouthwash		7	2	1	1			
Bamlanivimab +/- etesevimab	NEW	7	3	3	3	1	5	2
Remdesivir		6	5 (#)	5	3		3	
Umifenovir		6	1	2			1	
Zinc		6	2	1	2		1	
Cocchicine		5	4 (**)	3 (**)	1 (**)		1	1
IVIG		5	8	8				
REGEN-COV (casirivimab and imdevir	NEW	5	1 (##)	1 (##)	2 (##)	2	2	2
Vitamin D		5	2	1			1	
Bromhexine Hydrochloride		4	2	1	2	1	1	
Corticosteroids (inhaled)	NEW	4	1	1	4			2
Interferon beta-1a		4	3	3	2			
Melatonin	NEW	4	2		3			
Mesenchymal cell transplantation		4	3		1		2	
Nitazoxanide		4	1	1	1		2	2
Proxalutide		4	3	3	2			2
Vitamin C		4	4	4	2			
N-acetylcysteine		3	2	2			1	
Molnupiravir		3					3	
Anakinra		2	2	1	2		2	
Aspirin		2	2	2	1			
Baricitinib		2	2	1	2		2	
Canakinumab		2	2	1	1		1	
Doxycycline		2	1	1	2		1	1
Dutasteride		2			1			
Fluvoxamine		2	1	1			2	2
Iota-Carrageenan		2	1				2	1
Leftunomide		2						
Nigella sativa +/- Honey		2	1		1			1
Nitric oxide		2	1	1			2	
Omega-3 fatty acids		2	1					
Ozone		2	2		1		1	
Peg-IFN alfa	NEW	2	2		2			
Quercetin		2	2		1			1
99mTc-MDP		1						
Adalimumab	NEW	1	1	1				
Ammonium chloride		1	1	1				
Aprepitant		1						
Artemisinin		1			1		1	
Auxora		1	1	1				
Aviptadil		1	1		1		1	
Azvidine		1						
Baloxavir		1			1			
BCG		1	1					
Bioven		1					1	
Camostat mesilate		1	1	1	1		1	
CERC-002		1	1				1	
Chloroquine nasal drops		1						
Clarithromycin		1						
CIGB-325		1			1		1	
Cofactors		1			1		1	
Colchicine + rosuvastatin		1	1	1			1	
Darunavir-Cobicistat		1						

Intervention	Overall number of studies including the intervention, n=407	Mortality (n of studies)	Invasive mechanical ventilation (n of studies)	Symptom resolution (n of studies)	Prevention of infection (n of studies)	Adverse events (n of studies)	Hospitalization (n of studies)
Dapagliflozin		1	1	1		1	
Dimethyl sulfoxide (DSMO)		1			1		
Electrolyzed saline		1		1			1
Emtricitabine/tenofovir		1	1			1	
Enisamium		1		1			
Famotidine		1					
Febuxostat		1					1
Finasteride		1	1				
Fostamatinib	NEW	1		1		1	
Helium (inhaled)		1					
Hyperbaric oxygen		1	1	1			
Hyperimmune anti-COVID-19 IVIG		1		1		1	
iC1e/K		1					
Icatibant		1	1				
Icosapent ethyl	NEW	1		1			
IFN-alpha2b + IFN-gamma		1					
IFX-1		1				1	
Imatinib		1	1	1		1	
Indomethacin		1	1	1		1	
Infliximab		1	1		1	1	
INM005 (equine antibodies)		1	1	1		1	
Interferon beta-1b		1	1	1			
Interferon beta-1a (inhaled)		1	1	1		1	
Interferon gamma		1					
Interferon kappa + TFF2		1				1	
Itolizumab		1	1	1		1	
Ivermectin (inhaled)		1		1			
KB109		1	1	1		1	
L-arginine	NEW	1				1	
Lactococcus Lactis (intranasal)		1		1		1	
Lenzilumab		1	1	1		1	
Levamisole		1		1			1
Lincomycin		1					
Low-dose radiation therapy		1					
Mavrilimumab		1	1	1		1	
Metisoprinol		1					
Methylene blue		1					
Metoprolol	NEW	1					
Mycobacterium w		1	1				
Namulumab		1		1		1	
Nasal hypertonic saline		1		1			
Neem (Azadirachta Indica A. Juss)		1			1		
Niclosamaide		1	1	1		1	
Novaferon		1					
Otilimab		1				1	
Peg-IFN lambda		1				1	
PNB001 (CCK-A antagonist)		1		1			
Polymerized type I collagen (PT1C)		1					1
Povidone iodine		1				1	1
Probiotics		1			1		
Progesterone		1	1			1	
Protectin-M		1	1			1	
Propolis		1	1	1			
Pyridostigmine		1	1	1		1	
Ramipril		1			1		
Recombinant Super-Compound IFN		1		1			
Regdanvimab		1		1		1	1
Ribavirin		1					
Ribavirin + Interferon beta-1b		1					
Ruxolitinib		1		1			
rhG-CSF		1	1	1		1	
Secukinumab		1	1			1	
Short-wave diathermy		1		1		1	
Sitagliptin		1	1				
Sofosbuvir/ledipasvir		1	1	1			1

Intervention	Overall number of studies including the intervention, n=407	Mortality (n of studies)	Invasive mechanical ventilation (n of studies)	Symptom resolution (n of studies)	Prevention of infection (n of studies)	Adverse events (n of studies)	Hospitalization (n of studies)
Sotrovimab	1	1	1	1	1	1	1
Spirolactone	1	1	1	1	1	1	1
Statins	1	1	1	1	1	1	1
Stem cell nebulization	1	1	1	1	1	1	1
Sulodexide	1	1	1	1	1	1	1
TD-0903 (inhaled JAK-inhibitor)	1	1	1	1	1	1	1
Thalidomide	1	1	1	1	1	1	1
Tenofovir + emtricitabine	1	1	1	1	1	1	1
Triazavirin	1	1	1	1	1	1	1
Tofacitinib	1	1	1	1	1	1	1
XAV-19 (swine polyclonal antibodies)	1	1	1	1	1	1	1
α-Lipoic acid	1	1	1	1	1	1	1

(*) Based on low risk of bias subgroup of studies; (#) Inconsistent results between included studies. Beigel et al. informed mortality reduction with remdesivir while WHO SOLIDARITY found no significant differences. Pooled estimates show a small non-statistically significant mortality reduction (RR 0.95, 95%CI 0.83 - 1.08); (*) Major bleeding; (**) Observed results apply mostly to hospitalized patients with moderate to critical disease. The COLCORONA trial that included patients with recent onset mild disease showed a tendency to less hospitalizations, less mortality and less mechanical ventilation requirements. However the certainty on those potential benefits was low because of very serious imprecision as the number of events was low, (##) Subgroup of seronegative patients, (@) High dose schemes (i.e dexamethasone 12 mg a day) may be more effective than standard dose schemes (i.e dexamethasone 6 mg a day).

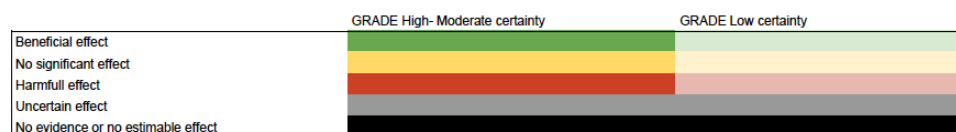


Table 2. List of non-RCTs of interventions for COVID-19 with primary outcome measures and certainty (n=7)

Intervention	Overall number of studies including the intervention	Mortality (n of studies)	Mechanical ventilation (n of studies)	Symptom resolution (n of studies)	Prevention of infection (n of studies)	Adverse events (n of studies)
NSAID	7	7				

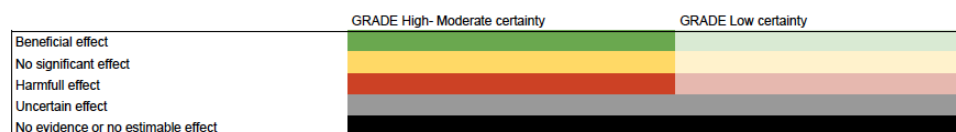


Table 3. Summary of findings on potential therapeutic options for COVID-19 (n=143), as at 13 September 2021

	Intervention	Summary of findings
1	^{99m}Tc-MDP	Uncertainty in potential benefits and harms. Further research is needed.
2	Adalimumab	Uncertainty in potential benefits and harms. Further research is needed.
3	Ammonium chloride	Uncertainty in potential benefits and harms. Further research is needed.
4	ACEIs or ARBs	Continuing ACEIs or ARBs in patients with COVID-19 may increase mortality. However, the certainty of the evidence was low. Further research is needed.
5	Anakinra	It is uncertain if anakinra affects mortality, mechanical ventilation requirements, symptom resolution or increases severe adverse events. Further research is needed.
6	Anticoagulants	There are specific recommendations on the use of antithrombotic agents ⁸ for thromboprophylaxis in hospitalized patients with COVID-19. Regarding the best thromboprophylactic scheme, anticoagulants in intermediate (i.e., enoxaparin 1 mg/kg a day) or full dose (i.e., enoxaparin 1 mg/kg twice a day) probably does not decrease mortality in comparison with prophylactic dose (i.e., enoxaparin 40 mg a day). Anticoagulants in intermediate or full dose may decrease venous thromboembolic events but increase major bleeding in comparison with prophylactic dose.
7	Aprepitant	Uncertainty in potential benefits and harms. Further research is needed.
8	Artemisinin	Uncertainty in potential benefits and harms. Further research is needed.
9	Aspirin	Aspirin probably does not reduce mortality, nor mechanical ventilation and probably does not increase symptom resolution or improvement.
10	Auxora	Uncertainty in potential benefits and harms. Further research is needed.

	Intervention	Summary of findings
11	Aviptadil	Uncertainty in potential benefits and harms. Further research is needed.
12	Azithromycin	Azithromycin probably does not reduce mortality or mechanical ventilation and does not improve time to symptom resolution.
13	Azvudine	Uncertainty in potential benefits and harms. Further research is needed.
14	Baricitinib	Baricitinib probably reduces mortality and time to symptom resolution. Certainty of the evidence was moderate because of risk of bias.
15	Baloxavir	Uncertainty in potential benefits and harms. Further research is needed.
16	Bamlanivimab +/- etesevimab (monoclonal antibody)	Bamlanivimab probably reduces hospitalizations in patients with COVID-19 and it probably reduces symptomatic infections in exposed individuals. It is uncertain if it affects mortality or mechanical ventilation requirements. Further research is needed.
17	BCG	Uncertainty in potential benefits and harms. Further research is needed.
18	Bioven	Uncertainty in potential benefits and harms. Further research is needed.
19	Bromhexine hydrochloride	Uncertainty in potential benefits and harms. Further research is needed.
20	Camostat mesilate	Uncertainty in potential benefits and harms. Further research is needed.
21	Canakinumab	Uncertainty in potential benefits and harms. Further research is needed.
22	CERC-002	Uncertainty in potential benefits and harms. Further research is needed.
23	Chloroquine nasal drops	Uncertainty in potential benefits and harms. Further research is needed.

	Intervention	Summary of findings
24	CIGB-325	Uncertainty in potential benefits and harms. Further research is needed.
25	Clarithromycin	Uncertainty in potential benefits and harms. Further research is needed.
26	Cofactors (L-carnitine, N-acetylcysteine, nicotinamide, serine)	Uncertainty in potential benefits and harms. Further research is needed.
27	Colchicine	Colchicine probably does not reduce mortality, mechanical ventilation requirements or increase symptom resolution or improvement with moderate certainty. In patients with mild recent onset COVID-19 colchicine may reduce hospitalizations. However, the certainty of the evidence was low because of imprecision.
28	Colchicine + rosuvastatin	Uncertainty in potential benefits and harms. Further research is needed.
29	Convalescent plasma	Convalescent plasma does not reduce mortality nor reduces mechanical ventilation requirements or improves time to symptom resolution with moderate to high certainty of the evidence. In mild patients' convalescent plasma may not reduce hospitalizations. Convalescent plasma probably increases severe adverse events.
30	Dapagliflozin	Dapagliflozin may reduce mortality but probably does not increase symptom resolution. Further research is needed.
31	Darunavir-cobicistat	Uncertainty in potential benefits and harms. Further research is needed.
32	Dimethyl sulfoxide (DSMO)	Uncertainty in potential benefits and harms. Further research is needed.
33	Doxycycline	Doxycycline does not increase symptom resolution or improvement and may not reduce hospitalizations.
34	Dutasteride	Uncertainty in potential benefits and harms. Further research is needed.

	Intervention	Summary of findings
35	Electrolyzed saline	Uncertainty in potential benefits and harms. Further research is needed.
36	Emtricitabine/tenofovir	Uncertainty in potential benefits and harms. Further research is needed.
37	Enisamium	Uncertainty in potential benefits and harms. Further research is needed.
38	Famotidine	Uncertainty in potential benefits and harms. Further research is needed.
39	Favipiravir	Favipiravir may not reduce mortality nor mechanical ventilation requirements and it probably does not improve time to symptom resolution.
40	Febuxostat	Uncertainty in potential benefits and harms. Further research is needed.
41	Finasteride	Uncertainty in potential benefits and harms. Further research is needed.
42	Fluvoxamine	Fluvoxamine probably reduces hospitalizations and may not increase severe adverse events. Certainty of the evidence was low to moderate. Further research is needed.
43	Fostamatinib	Uncertainty in potential benefits and harms. Further research is needed.
44	Helium (inhaled)	Uncertainty in potential benefits and harms. Further research is needed.
45	Hydroxychloroquine and chloroquine	Hydroxychloroquine or chloroquine probably does not reduce mortality, invasive mechanical ventilation nor significantly improves time to symptom resolution with moderate certainty. When used prophylactically in persons exposed to COVID-19 it may reduce the risk of infection. However, certainty of the evidence is low because of risk of bias and imprecision.
46	Hyperbaric oxygen	Uncertainty in potential benefits and harms. Further research is needed.

	Intervention	Summary of findings
47	Hyperimmune anti-COVID-19 Intravenous Immunoglobulin (C-IVIG)	Uncertainty in potential benefits and harms. Further research is needed.
48	Icatibant/iC1e/K	Uncertainty in potential benefits and harms. Further research is needed.
49	Icosapent ethyl	Uncertainty in potential benefits and harms. Further research is needed.
50	IFX-1	Uncertainty in potential benefits and harms. Further research is needed.
51	Imatinib	Uncertainty in potential benefits and harms. Further research is needed.
52	Indomethacin	Uncertainty in potential benefits and harms. Further research is needed.
53	Infliximab	Uncertainty in potential benefits and harms. Further research is needed.
54	INM005 (polyclonal fragments of equine antibodies)	Uncertainty in potential benefits and harms. Further research is needed.
55	Interferon alpha-2b and interferon gamma	Uncertainty in potential benefits and harms. Further research is needed.
56	Interferon beta-1a	IFN beta-1a probably does not reduce mortality nor invasive mechanical ventilation requirements. Inhaled interferon beta-1a may improve time to symptom resolution.
57	Interferon beta-1b	Uncertainty in potential benefits and harms. Further research is needed.
58	Interferon gamma	Uncertainty in potential benefits and harms. Further research is needed.
59	Interferon kappa and TFF2	Uncertainty in potential benefits and harms. Further research is needed.

	Intervention	Summary of findings
60	Iota-carrageenan	Uncertainty in potential benefits and harms. Further research is needed.
61	Itolizumab	Uncertainty in potential benefits and harms. Further research is needed.
62	Ivermectin	Although pooled estimates suggest significant benefits with ivermectin, included studies' methodological limitations and a small overall number of events results in very low certainty of the evidence. Based on the results reported by the RCTs classified as low risk of bias, ivermectin may not significantly reduce mortality nor mechanical ventilation requirements, and probably does not improve time to symptom resolution. However, ivermectin may reduce hospitalizations in non-severe patients. Further research is needed to confirm or discard these findings.
63	Ivermectin (inhaled)	Uncertainty in potential benefits and harms. Further research is needed.
64	Intravenous immunoglobulin	Uncertainty in potential benefits and harms. Further research is needed.
65	KB109	Uncertainty in potential benefits and harms. Further research is needed.
66	L-arginine	Uncertainty in potential benefits and harms. Further research is needed.
67	<i>Lactococcus lactis</i> (intranasal)	Uncertainty in potential benefits and harms. Further research is needed.
68	Leflunomide	Uncertainty in potential benefits and harms. Further research is needed.
69	Lenzilumab	Lenzilumab may reduce mortality and mechanical ventilation requirements in severe patients. However, the certainty of the evidence is low because of imprecision. Further research is needed.
70	Levamisole	Uncertainty in potential benefits and harms. Further research is needed.

	Intervention	Summary of findings
71	Lincomycin	Uncertainty in potential benefits and harms. Further research is needed.
72	Lopinavir-ritonavir	Lopinavir-ritonavir probably does not reduce mortality with moderate certainty. Lopinavir-ritonavir may not be associated with a significant increase in severe adverse events. However, the certainty is low because of risk of bias and imprecision.
73	Low-dose radiation therapy	Uncertainty in potential benefits and harms. Further research is needed.
74	Mavrilimumab	Uncertainty in potential benefits and harms. Further research is needed.
75	Melatonin	Uncertainty in potential benefits and harms. Further research is needed.
76	Mesenchymal stem-cell transplantation	Mesenchymal stem-cell transplantation may reduce mortality. However, the certainty of the evidence is low. Further research is needed.
77	Methylene blue	Uncertainty in potential benefits and harms. Further research is needed.
78	Metisoprinol	Uncertainty in potential benefits and harms. Further research is needed.
79	Metoprolol	Uncertainty in potential benefits and harms. Further research is needed.
80	Molnupiravir	Uncertainty in potential benefits and harms. Further research is needed.

	Intervention	Summary of findings
81	Mouthwash	Uncertainty in potential benefits and harms. Further research is needed.
82	Mycobacterium w	Uncertainty in potential benefits and harms. Further research is needed.
83	N-acetylcysteine	Uncertainty in potential benefits and harms. Further research is needed.
84	Namilumab	Uncertainty in potential benefits and harms. Further research is needed.
85	Nasal hypertonic saline	Uncertainty in potential benefits and harms. Further research is needed.
86	Neem (<i>Azadirachta indica</i> A. Juss)	Uncertainty in potential benefits and harms. Further research is needed.
87	Niclosamide	Uncertainty in potential benefits and harms. Further research is needed.
88	<i>Nigella sativa</i> +/- honey	Uncertainty in potential benefits and harms. Further research is needed.
89	Nitazoxanide	Uncertainty in potential benefits and harms. Further research is needed.
90	Nitric oxide	Uncertainty in potential benefits and harms. Further research is needed.
91	Novaferon	Uncertainty in potential benefits and harms. Further research is needed.
92	Non-steroidal anti-inflammatory drugs (NSAIDs)	Current best evidence suggests no association between NSAID consumption and COVID-19 related mortality. However, the certainty of the evidence is very low because of the risk of bias. Further research is needed.

	Intervention	Summary of findings
93	Omega-3 fatty acids	Uncertainty in potential benefits and harms. Further research is needed
94	Otilimab	Uncertainty in potential benefits and harms. Further research is needed
95	Ozone	Uncertainty in potential benefits and harms. Further research is needed.
96	Peg-interferon alfa	Uncertainty in potential benefits and harms. Further research is needed.
97	Peg-interferon lamda	Uncertainty in potential benefits and harms. Further research is needed.
98	Pentoxifylline	Uncertainty in potential benefits and harms. Further research is needed.
99	PNB001 (CCK-A antagonist)	Uncertainty in potential benefits and harms. Further research is needed.
100	Polymerized type I collagen (PT1C)	Uncertainty in potential benefits and harms. Further research is needed.
101	Povidone iodine (nasal spray)	Uncertainty in potential benefits and harms. Further research is needed.
102	Probiotics	Uncertainty in potential benefits and harms. Further research is needed.
103	Progesterone	Uncertainty in potential benefits and harms. Further research is needed
104	Prolectin-M	Uncertainty in potential benefits and harms. Further research is needed
105	Propolis	Uncertainty in potential benefits and harms. Further research is needed

	Intervention	Summary of findings
106	Proxalutamide	Proxalutamide may reduce mortality, mechanical ventilation and improve time to symptom resolution. However, the certainty of the evidence is low because of risk of bias, imprecision, and indirectness. Further research is needed.
107	Pyridostigmine	Uncertainty in potential benefits and harms. Further research is needed
108	Quercetin	Uncertainty in potential benefits and harms. Further research is needed
109	Ramipril	Uncertainty in potential benefits and harms. Further research is needed.
110	Recombinant super-compound interferon	Uncertainty in potential benefits and harms. Further research is needed.
111	REGEN-COV (casirivimab and imdevimab)	In seronegative patients with severe to critical disease, REGEN-COV probably reduces mortality and increases symptom resolution and improvement. In patients with mild recent onset disease, REGEN-COV probably reduces hospitalizations and time to symptom resolution without increasing severe adverse events, and in asymptomatic exposed individuals REGEN-COV reduces symptomatic infections. The certainty of the evidence was high for symptomatic infections and low to moderate because of imprecision and indirectness for the remaining outcomes.
112	Regdanvimab	Regdanvimab may improve time to symptom resolution in mild to moderate patients. Its effects on mortality and mechanical ventilation are uncertain. Further research is needed.
113	Remdesivir	Remdesivir may slightly reduce mortality and improve time to symptom resolution without significantly increasing the risk of severe adverse events. However, the certainty is low because of risk of bias and imprecision.
114	rhG-CSF (in patients with lymphopenia)	Uncertainty in potential benefits and harms. Further research is needed.
115	Ribavirin	Uncertainty in potential benefits and harms. Further research is needed.

	Intervention	Summary of findings
116	Ribavirin + interferon beta-1b	Uncertainty in potential benefits and harms. Further research is needed.
117	Ruxolitinib	Uncertainty in potential benefits and harms. Further research is needed.
118	Sarilumab	Sarilumab may not reduce mortality but may decrease mechanical ventilation requirements without increasing severe adverse events. However, the certainty is low because of imprecision and inconsistency.
119	Secukinumab	Uncertainty in potential benefits and harms. Further research is needed.
120	Short-wave diathermy	Uncertainty in potential benefits and harms. Further research is needed.
121	Siltuximab	Uncertainty in potential benefits and harms. Further research is needed.
122	Sitagliptin	Uncertainty in potential benefits and harms. Further research is needed.
123	Sofosbuvir +/- daclatasvir, ledipasvir, velpatasvir or ravidasvir	Sofosbuvir with or without daclatasvir or ledipasvir may not reduce mortality nor mechanical ventilation requirements and it probably does not improve time to symptom resolution. Further research is needed to confirm these findings.
124	Sotrobimab	Sotrobimab probably reduces hospitalizations in patients with recent onset mild COVID-19.
125	Spirolactone	Uncertainty in potential benefits and harms. Further research is needed.
126	Statins	Uncertainty in potential benefits and harms. Further research is needed.
127	Stem-cell nebulization	Uncertainty in potential benefits and harms. Further research is needed.

	Intervention	Summary of findings
128	Steroids (corticosteroids)	Corticosteroids reduce mortality and probably reduce invasive mechanical ventilation requirements in patients with severe COVID-19 infection with moderate certainty. Corticosteroids may not significantly increase the risk of severe adverse events. Higher-dose schemes (i.e., 12 mg a day) may be more effective but further research is needed.
129	Steroids (corticosteroids, inhaled)	Inhaled corticosteroids probably improve time to symptom resolution and may decrease hospitalizations. Further research is needed.
130	Sulodexide	Uncertainty in potential benefits and harms. Further research is needed.
131	TD-0903 (inhaled JAK-inhibitor)	Uncertainty in potential benefits and harms. Further research is needed.
132	Telmisartan	Uncertainty in potential benefits and harms. Further research is needed.
133	Tenofovir + emtricitabine	Uncertainty in potential benefits and harms. Further research is needed.
134	Thalidomide	Uncertainty in potential benefits and harms. Further research is needed.
135	Tocilizumab	Tocilizumab reduces mortality and reduces mechanical ventilation requirements without possibly increasing severe adverse events.
136	Tofacitinib	Tofacitinib may increase symptom resolution or improvement and severe adverse events. Certainty of the evidence was low, further research is needed.
137	Triazavirin	Uncertainty in potential benefits and harms. Further research is needed.

	Intervention	Summary of findings
138	Umifenovir	Uncertainty in potential benefits and harms. Further research is needed.
139	Vitamin C	Uncertainty in potential benefits and harms. Further research is needed.
140	Vitamin D	Uncertainty in potential benefits and harms. Further research is needed.
141	XAV-19 (swine glyco-humanized polyclonal antibodies)	Uncertainty in potential benefits and harms. Further research is needed.
142	Zinc	Uncertainty in potential benefits and harms. Further research is needed.
143	α -lipoic acid	Uncertainty in potential benefits and harms. Further research is needed.

Key findings

- **Therapeutic options:** According to WHO international registry of clinical trials platform (ICTRP), hundreds of potential interventions are being assessed in more than 10,000 clinical trials and observational studies. In this review, we identified and examined 137 therapeutic options.
- **Corticosteroids:** The body of evidence on corticosteroids, which includes 16 RCTs, shows that low- or moderate-dose treatment schemes (RECOVERY trial dose was 6 mg of oral or intravenous preparation once daily for 10 days) are probably effective in reducing mortality in patients with severe COVID-19 infection. These results remained robust after including studies in which patients with acute respiratory distress syndrome (ARDS) secondary to alternative etiologies (not COVID-19 related) were randomized to corticosteroids or placebo/no corticosteroids. Higher-dose schemes (i.e., 12 mg a day) may be more effective but further research is needed.
- **Remdesivir:** In the WHO SOLIDARITY trial, remdesivir resulted in little or no effect on overall mortality, initiation of ventilation and duration of hospital stay among hospitalized patients. When

combining those findings with those from four other RCTs, remdesivir may slightly reduce mortality and invasive mechanical ventilation requirements and may improve time to symptom resolution. However, overall certainty of the evidence is low and further research is needed to confirm these findings.

- **Hydroxychloroquine, lopinavir–ritonavir, and interferon beta-1a:** The body of evidence on hydroxychloroquine, lopinavir-ritonavir, and interferon beta-1a, including anticipated findings from the RECOVERY and SOLIDARITY trials, showed no benefit in terms of mortality reduction, invasive mechanical ventilation requirements or time to clinical improvement. Furthermore, the analysis showed probable mortality increment in those patients treated with hydroxychloroquine. Nine studies assessed hydroxychloroquine in exposed individuals and showed a non-statistically significant trend towards reduction in symptomatic infection. Further research is needed to confirm these findings.

- **Antibiotics:** The body of evidence on azithromycin and doxycycline shows no significant benefits in patients with mild to moderate or severe to critical COVID-19.

- **Convalescent plasma:** The results of 24 RCTs assessing convalescent plasma in COVID-19, including the RECOVERY trial with 11,558 hospitalized patients, showed no mortality reduction, significant mechanical ventilation requirement reduction or time to symptom resolution improvement with moderate to high certainty of the evidence. In mild patients, convalescent plasma may not significantly reduce hospitalizations with low certainty. Convalescent plasma probably increases severe adverse events with moderate certainty. No significant differences were observed between patients treated early (< 4 days since symptom onset) or with more advanced disease.

- **Tocilizumab:** The results of 26 RCTs assessing tocilizumab show that, in patients with severe or critical disease, tocilizumab reduces mortality and mechanical ventilation requirements without significantly increasing severe adverse events.

- **Sarilumab:** The results of nine RCTs assessing sarilumab show that, in patients with severe or critical disease, sarilumab may not reduce mortality, but may reduce mechanical ventilation requirements without significantly increasing severe adverse events. However, certainty of the evidence was low and further research is needed to confirm these findings.

- **Anakinra:** The results of two RCTs assessing anakinra in hospitalized patients with non-severe disease, show inconsistent results on mortality and symptom resolution. Certainty of the evidence was very low and further research is needed.

- **Tofacitinib:** The results of one RCT assessing tofacitinib in hospitalized patients with moderate to severe disease, suggest possible increase in symptom resolution or improvement and possible increase in severe adverse events with tofacitinib. Certainty of the evidence was low and further research is needed.
- **Colchicine:** The results of five RCTs assessing colchicine, including the COLCORONA study that recruited 4,488 patients with recent COVID-19 diagnosis and risk factors for severe diseases and the RECOVERY trial that recruited 11,340 hospitalized patients show that colchicine probably does not reduce mortality, mechanical ventilation requirements or improve time to symptom resolution. These findings are mainly driven by the RECOVERY study. The COLCORONA study that included outpatients with mild early COVID-19 suggest possible reduction in hospitalizations, mechanical ventilation requirements and mortality in this subgroup. However, certainty of the evidence was low because of very severe imprecision as the number of events was low.
- **Ivermectin:** Although 32 RCTs assessed ivermectin in patients with COVID-19, only 13 of those studies reported on clinical important outcomes. Pooled estimates suggest mortality reduction with ivermectin, but the certainty of the evidence was very low because of methodological limitations and small number of events. Based on the results reported by the four RCTs classified as low risk of bias, ivermectin may not significantly reduce mortality nor mechanical ventilation requirements and probably does not improve time to symptom resolution. However, ivermectin may reduce hospitalizations in non-severe patients. Further research is needed to confirm these findings.
- **Favipiravir:** Fifteen RCTs assessed favipiravir vs SOC or other interventions. Their results suggest that favipiravir may not reduce mortality nor mechanical ventilation requirements and it probably does not improve time to symptom resolution. Further research is needed to confirm these findings.
- **Sofosbuvir +/- daclatasvir, ledipasvir, velpatasvir, or ravidasvir:** Thirteen RCTs assessed sofosbuvir with or without daclatasvir, ledipasvir or velpatasvir against standard of care or other interventions. Subgroup analysis showed significant differences between low risk of bias and high risk of bias studies. The results of the two studies classified as low risk of bias suggest that sofosbuvir alone or in combination may not reduce mortality nor mechanical ventilation requirements and it probably does not improve time to symptom resolution. Further research is needed to confirm these findings.
- **Baricitinib:** The results of two RCTs show that, in patients with moderate to severe disease, baricitinib probably reduces mortality and time to symptom resolution. The certainty of the evidence was moderate because of risk of bias.

- **REGEN-COV (casirivimab and imdevimab):** The results of five RCTs show that, in patients with severe to critical disease, overall REGEN-COV does not significantly reduce mortality, mechanical ventilation or increase symptom resolution or improvement. However, subgroup analysis suggests a differential effect on seronegative patients in which REGEN-COV probably reduces mortality and mechanical ventilation requirements, and increases symptom resolution or improvement. In patients with mild recent onset COVID-19, REGEN-COV probably reduces hospitalizations and improves time to symptom resolution without increasing severe adverse events, and in exposed asymptomatic individuals REGEN-COV reduces symptomatic infections. The certainty of the evidence was high for symptomatic infections and low to moderate because of indirectness and imprecision for the remaining outcomes. One study that compared REGEN-COV (casirivimab and imdevimab) against bamlanivimab +/- etesevimab in non-severe patients with risk factors for severity, reported no important differences in hospitalizations.

- **Bamlinivimab +/- etesevimab:** The results of six RCTs suggest that bamlinivimab probably decreases hospitalizations in patients with COVID-19 and probably decreases symptomatic infection in exposed individuals. Its effects on other clinical important outcomes are uncertain. Further research is needed. One study that compared bamlanivimab +/- etesevimab against REGEN-COV (casirivimab and imdevimab) in non-severe patients with risk factors for severity, reported no important differences in hospitalizations.

- **Sotrovimab:** The results of one RCT show that, in patients with mild recent onset COVID-19, sotrovimab probably reduces hospitalizations and improves time to symptom resolution without increasing severe adverse events. The certainty of the evidence was moderate because of imprecision.

- **Regdanvimab:** The results of one RCT show that, in patients with mild to moderate disease, regdanvimab may improve time to symptom resolution. However, the certainty of the evidence was low because of imprecision. It's effects on other important outcomes are uncertain. Further research is needed to confirm or discard these findings.

- **Proxalutamide:** The results of four RCTs show that, in patients with mild to severe, proxalutamide may reduce mortality, mechanical ventilation requirements and time to symptom resolution. However, the certainty of the evidence was low because of risk of bias, imprecision, and indirectness. Further research is needed to confirm or discard these findings.

- **Dapagliflozin:** The results of one RCT suggest that, in patients with cardiometabolic risk factors hospitalized with moderate COVID-19, dapagliflozin may reduce mortality, but probably does not increase symptom resolution. However, the certainty of the evidence was low because of imprecision. Further research is needed to confirm or discard these findings.

- **Mesenchymal stem-cell transplantation:** The results of four RCTs show that, in patients with severe to critical, mesenchymal stem-cell transplantation may reduce mortality. However, the certainty of the evidence was low because of imprecision. Further research is needed to confirm or discard these findings.
- **Inhaled corticosteroids:** The results of four RCTs suggest that inhaled corticosteroids probably improve time to symptom resolution and may reduce hospitalizations. However, the certainty of the evidence was moderate to low and its effects on other relevant outcomes are uncertain. Further research is needed.
- **Fluvoxamine:** The results of two RCTs suggest that in patients with mild disease, fluvoxamine probably reduces hospitalizations and may not increase adverse events. The certainty of the evidence was moderate to low because of imprecision. Further research is needed.
- **Lenzilumab:** The results of one RCT suggest that lenzilumab may reduce mortality and invasive mechanical ventilation requirements in severe patients. However, the certainty of the evidence was low because of imprecision. Further research is needed.
- **INM005 (polyclonal fragments of equine antibodies):** Currently, there is very low certainty about the effects of INM005 on clinically important outcomes.
- **Famotidine:** Currently, there is very low certainty about the effects of famotidine on clinically important outcomes.
- **Anticoagulants:** Thromboembolic complications in patients infected with COVID-19 are relatively frequent. As for hospitalized patients with severe medical conditions current guidelines recommend thromboprophylactic measures to be adopted for inpatients with COVID-19 infection. Regarding the best thromboprophylactic scheme, the results of seven RCTs that compared anticoagulants in intermediate (i.e., enoxaparin 1 mg/kg a day) or full dose (i.e., enoxaparin 1 mg/kg twice a day) versus prophylactic dose (i.e., enoxaparin 40 mg a day) showed no differences in mortality with moderate certainty. Results of two RCTs inform that aspirin probably does not reduce mortality, nor mechanical ventilation and probably does not increase symptom resolution or improvement.
- **NSAIDs:** No association between NSAID exposure and increased mortality was observed. However, certainty of the evidence is very low and further research is needed to confirm these findings.

- **ACEIs or ARBs:** The results of five low-risk of bias RCTs suggest that initiating or continuing ACEIs or ARBs in patients with COVID-19 may increase mortality. However, certainty of the evidence is low because of imprecision and further research is needed to confirm these findings.

Changes since previous edition

- **Tocilizumab:** New evidence included without significant changes.
- **Adalimumab:** New evidence included affecting results interpretation and/or certainty of the evidence judgments.
- **Hydroxychloroquine:** New evidence included affecting results interpretation and/or certainty of the evidence judgments.
- **Melatonin:** New evidence included without significant changes.
- **Peg-interferon (IFN) alfa:** New evidence included without significant changes.
- **Icosapent ethyl:** New evidence included affecting results interpretation and/or certainty of the evidence judgments.
- **Melatonin:** New evidence included without significant changes.
- **Favipiravir:** New evidence included without significant changes.
- **Fostamatinib:** New evidence included affecting results interpretation and/or certainty of the evidence judgments.
- **Metoprolol:** New evidence included affecting results interpretation and/or certainty of the evidence judgments.
- **Convalescent plasma:** New evidence included without significant changes.
- **Bamlinivimab +/- etesevimab:** New evidence included affecting results interpretation and/or certainty of the evidence judgments.
- **REGEN-COV (casirivimab and imdevimab):** New evidence included affecting results interpretation and/or certainty of the evidence judgments.
- **L-arginine:** New evidence included affecting results interpretation and/or certainty of the evidence judgments.

- **Inhaled corticosteroids:** New evidence included without significant changes.

Concluding remarks

- The Pan American Health Organization (PAHO) is continually monitoring ongoing research on any possible therapeutic options. As evidence emerges, then PAHO will immediately assess and update its position, particularly as it applies to any special subgroup populations such as children, expectant mothers, and those with immune conditions.
- PAHO is also mindful of the emerging differential impact of COVID-19 on ethnic and minority groups and is continuously seeking data that could help in mitigating excess risk of severe illness or death in minority sub-groups. These groups are plagued by social and structural inequities that bring to bear a disproportionate burden of COVID illness.
- The safety of the patient suffering from COVID-19 is a key priority to improve the quality of care in the provision of health services.
- There remains an urgent need for additional high-quality randomized controlled trials that include patients with COVID-19 before most therapeutic options can be administered with any confidence. Adequately designed and reported clinical trials are crucial for the practice of evidence-based medicine. Most of the research to date on COVID-19 has very poor methodology that is hidden and very difficult to validate. Greater transparency and better designed studies are urgently needed.

Hallazgos clave

Opciones terapéuticas: Según el portal de búsqueda de la Plataforma Internacional de Registro de Ensayos Clínicos (ICTRP) de la OMS, se están investigando cientos de posibles tratamientos o sus combinaciones en más de 10.000 ensayos clínicos y estudios observacionales. En esta revisión, examinamos 137 opciones terapéuticas potenciales.

- **Corticosteroides:** El conjunto de evidencia sobre los corticoesteroides incluye quince ensayos clínicos controlados aleatorizados (ECCA) y muestra que la administración de dosis bajas y moderadas (la dosis utilizada en el estudio RECOVERY fue dexametasona 6 mg diarios por vía oral o intravenosa durante 10 días) probablemente reducen la mortalidad en pacientes con infección grave por COVID-19. Los resultados se mantuvieron uniformes tras agregar al análisis estudios en los que pacientes con SDRA de otras etiologías recibieron corticosteroides o manejo

estándar de forma aleatoria. Esquemas con dosis más altas (por ejemplo dexametasona 12 mg por día) podrían resultar más efectivos, pero se necesita más información.

- **Remdesivir:** En el estudio Solidaridad de la OMS, el remdesivir no tuvo un efecto clínicamente relevante sobre la mortalidad global, la necesidad de ventilación mecánica invasiva o la duración de la estadía hospitalaria. Tras combinar dichos resultados con otros cuatro ECCA, se observó que el remdesivir podría reducir la mortalidad, la necesidad de ventilación mecánica invasiva y mejorar el tiempo de resolución de los síntomas. Sin embargo, la certeza en la evidencia es baja y se necesita más información para confirmar estas conclusiones.

- **Hidroxiclороquina, interferón beta 1-a y Lopinavir-ritonavir:** El conjunto de evidencia sobre hidroxiclороquina, interferón beta 1-a y Lopinavir-ritonavir, incluidos los resultados preliminares de los estudios RECOVERY y Solidaridad, no muestra beneficios en la reducción de la mortalidad, necesidad de ventilación mecánica invasiva o el plazo necesario para la mejoría clínica. Incluso la evidencia sobre hidroxiclороquina sugiere que su utilización probablemente genere un incremento en la mortalidad. Nueve estudios que evaluaron la hidroxiclороquina en personas expuestas a la COVID-19 mostraron una tendencia hacia una reducción en el riesgo de infección, pero esta no resulta estadísticamente significativa. Se necesita más información para confirmar estas conclusiones.

- **Antibióticos:** El cuerpo de evidencia identificado sobre azitromicina y doxiciclina muestra ausencia de beneficios significativos en pacientes con COVID-19 leve a moderada, o grave a crítica.

- **Plasma de convalecientes:** Los resultados de 24 ECCA que evaluaron el uso de plasma de convalecientes en pacientes con COVID-19, incluido el estudio RECOVERY que incorpora 11.558 pacientes, mostraron ausencia de reducción de la mortalidad, ausencia de reducción en la necesidad de ventilación mecánica invasiva y ausencia de mejoría en el tiempo de resolución de los síntomas con certeza moderada. En pacientes leves, el plasma de convalecientes podría no reducir las hospitalizaciones con baja certeza. El plasma de convalecientes probablemente se asocia a un aumento en los eventos adversos graves con moderada certeza. No se observó un efecto diferencial entre aquellos pacientes tratados rápidamente (menos de 4 días desde el inicio de los síntomas) y aquellos con enfermedad más avanzada al iniciar dicho tratamiento.

- **Tocilizumab:** Los resultados de 26 ECCA muestran que tocilizumab reduce la mortalidad y la necesidad de ventilación invasiva sin un incremento importante en efectos adversos graves en pacientes con enfermedad grave o crítica.

- **Sarilumab:** Los resultados de nueve ECCA muestran que sarilumab podría no reducir la mortalidad, aunque sí podría reducir la necesidad de ventilación invasiva sin un incremento importante en efectos adversos graves en pacientes con enfermedad grave o crítica. Sin embargo, la certeza en la evidencia es baja y se necesita más información para confirmar estas conclusiones.
- **Anakinra:** Los resultados de dos ECCA que evaluaron anakinra en pacientes hospitalizados con enfermedad no grave muestran resultados incongruentes en mortalidad y resolución de síntomas. La certeza en la evidencia es muy baja y se necesita más información.
- **Tofacitinib:** Los resultados de un ECCA que evaluó tofacitinib en pacientes hospitalizados con enfermedad moderada a grave indican una posible mejora en la resolución de los síntomas, aunque con un posible aumento de eventos adversos graves. La certeza en la evidencia es baja y se necesita más información.
- **Colchicina:** Los resultados de cinco ECCA, entre los que se encuentra el estudio COLCORONA, que incluyó 4488 pacientes con diagnóstico reciente de COVID-19 y factores de riesgo para enfermedad grave y el estudio RECOVERY que incorpora 11.340 pacientes hospitalizados muestran que colchicina probablemente no reduce la mortalidad, la necesidad de ventilación mecánica o mejora la velocidad de resolución de los síntomas. Estos resultados están fundamentalmente sustentados en el estudio RECOVERY. El estudio COLCORONA, que incluyó pacientes ambulatorios con enfermedad leve, apunta una posible reducción en las hospitalizaciones, la necesidad de ventilación mecánica y la mortalidad en este subgrupo. Sin embargo, la certeza en la evidencia es baja por imprecisión muy grave, ya que el número de eventos fue bajo.
- **Ivermectina:** A pesar de que 32 ECCA evaluaron ivermectina en pacientes con COVID-19, solo 13 de estos estudios notificaron desenlaces clínicamente importantes. Los resultados combinados de estos estudios indican una reducción en la mortalidad con ivermectina. Sin embargo, la certeza en la evidencia es muy baja por limitaciones metodológicas y un número reducido de eventos. Con base en la información facilitada por los cuatro estudios con riesgo bajo de sesgo, la ivermectina podría no reducir de forma significativa la mortalidad ni la necesidad de ventilación mecánica invasiva, y probablemente no se asocia a una mejoría en la velocidad de resolución de los síntomas. Sin embargo, la ivermectina podría reducir las hospitalizaciones en pacientes con enfermedad leve. Se necesita más información para confirmar estas conclusiones.
- **Favipiravir:** Quince ECCA evaluaron favipiravir en comparación con la prestación de cuidados estándares u otras intervenciones. Sus resultados sugieren que favipiravir podría no reducir la mortalidad ni la necesidad de ventilación invasiva mecánica, y probablemente no

mejore el tiempo de resolución de los síntomas. Se necesita más información para confirmar estas conclusiones.

• **Sofosbuvir con o sin daclatasvir, ledipasvir, velpatasvir o ravidasvir:** Trece ECCA evaluaron sofosbuvir solo o en combinación con daclatasvir, ledipasvir o velpatasvir en comparación con la prestación de cuidados estándares u otras intervenciones. Los resultados de los estudios con un riesgo alto de sesgo y con un riesgo bajo de sesgo mostraron resultados sustancialmente diferentes. Los resultados de los dos estudios clasificados como con riesgo bajo de sesgo sugieren que sofosbuvir solo o en combinación podría no reducir la mortalidad ni la necesidad de ventilación invasiva mecánica, y probablemente no mejore el tiempo de resolución de los síntomas. Se necesita más información para confirmar estas conclusiones.

• **Baricitinib:** Los resultados de dos ECCA muestran que, en pacientes con enfermedad de moderada a grave, baricitinib probablemente reduce la mortalidad y mejora el tiempo de resolución de los síntomas. La certeza en la evidencia es moderada por riesgo de sesgo.

• **REGEN-COV (casirivimab e imdevimab):** Los resultados de cinco ECCA muestran que, en pacientes con enfermedad grave o crítica, REGEN-COV probablemente no reduzca la mortalidad, la necesidad de ventilación invasiva ni mejore la resolución de los síntomas de forma significativa. Sin embargo, un análisis de subgrupo mostró un efecto diferencial en pacientes con anticuerpos negativos. En este subgrupo, REGEN-COV probablemente reduzca la mortalidad, la necesidad de ventilación mecánica e incremente la resolución de síntomas. En pacientes con enfermedad leve de comienzo reciente, REGEN-COV probablemente reduce las hospitalizaciones y mejora el tiempo de resolución de los síntomas sin aumentar el riesgo de eventos adversos graves, y en personas asintomáticas, expuestas a SARS-CoV-2, REGEN-COV reduce las infecciones sintomáticas. La certeza en la evidencia es alta para infecciones sintomáticas y de baja a moderada por información indirecta e imprecisión para los restantes desenlaces. Un estudio que comparó REGEN-COV (casirivimab and imdevimab) contra bamlanivimab con o sin etesevimab en pacientes leves con factores de riesgo para enfermedad severa reportó ausencia de diferencias importantes en las hospitalizaciones.

• **Bamlinivimab con o sin etesevimab:** Los resultados de seis ECCA indican que bamlanivimab probablemente reduce las hospitalizaciones en pacientes con COVID-19 y probablemente disminuye las infecciones sintomáticas en personas expuestas. Sus efectos sobre otros desenlaces importantes son inciertos. Se necesita más información. Un estudio que comparó bamlanivimab con o sin etesevimab contra REGEN-COV (casirivimab and imdevimab) en pacientes leves con factores de riesgo para enfermedad severa reportó ausencia de diferencias importantes en las hospitalizaciones.

- **Sotrovimab:** Los resultados de un ECCA muestran que, en pacientes con enfermedad leve de comienzo reciente, sotrovimab probablemente reduce las hospitalizaciones y mejora el tiempo de resolución de los síntomas sin aumentar el riesgo de eventos adversos graves. La certeza en la evidencia es moderada por imprecisión.
- **Regdanvimab:** Los resultados de un ECCA muestran que, en pacientes con enfermedad leve a moderada, regdanvimab podría mejorar el tiempo de resolución de los síntomas. Sin embargo, la certeza en la evidencia es baja por imprecisión. Sus efectos sobre otros desenlaces importantes son inciertos. Se necesita más información para confirmar o descartar estas conclusiones.
- **Proxalutamide:** Los resultados de cuatro ECCA muestran que, en pacientes con enfermedad de leve a moderada, proxalutamide podría reducir la mortalidad, la ventilación mecánica y mejorar el tiempo de resolución de los síntomas. Sin embargo, la certeza en la evidencia es baja por riesgo de sesgo, imprecisión e información indirecta. Se necesita más información para confirmar o descartar estas conclusiones.
- **Dapagliflozina:** Los resultados de un ECCA muestran que, en pacientes con factores de riesgo cardiometabólicos hospitalizados por COVID-19 moderada, dapagliflozina podría reducir la mortalidad, pero probablemente no mejora la resolución de los síntomas. Sin embargo, la certeza en la evidencia es baja por imprecisión. Se necesita más información para confirmar o descartar estas conclusiones.
- **Trasplante de células madre mesenquimatosas:** Los resultados de cuatro ECCA apuntan que, en pacientes con enfermedad de grave a crítica, el trasplante de células madre mesenquimatosas podría reducir la mortalidad. Sin embargo, la certeza en la evidencia es baja por imprecisión. Se necesita más información para confirmar o descartar estas conclusiones.
- **Corticosteroides inhalados:** Los resultados de cuatro ECCA sugieren que los corticosteroides inhalados probablemente mejoran el tiempo de resolución de los síntomas y podrían reducir las hospitalizaciones. Sin embargo, la certeza en la evidencia es de moderada a baja y sus efectos sobre otros desenlaces importantes son inciertos. Se necesita más información.
- **Fluvoxamina:** Los resultados de dos ECCA sugieren que, en pacientes con enfermedad leve, fluvoxamina probablemente reduzca las hospitalizaciones y podría no incrementar los eventos adversos. La certeza en la evidencia es de baja a moderada por imprecisión. Se necesita más información.

- **Lenzilumab:** Los resultados de un ECCA sugieren que lenzilumab podría reducir la mortalidad y la necesidad de ventilación invasiva en pacientes graves. Sin embargo, la certeza en la evidencia es baja por imprecisión. Se necesita más información.
- **INM005 (fragmentos policlonales de anticuerpos equinos):** Hasta el momento, la evidencia sobre los efectos de INM005 en desenlaces críticos es de muy baja certeza.
- **Famotidina:** Hasta el momento, la evidencia sobre los efectos de la famotidina es de muy baja certeza.
- **Complicaciones tromboembólicas:** Las complicaciones tromboembólicas en pacientes con COVID-19 son frecuentes. Al igual que en pacientes hospitalizados por afecciones médicas graves, las directrices de práctica clínica vigentes indican que los pacientes hospitalizados por COVID-19 sean tratados con medidas tromboprolifácticas. En relación con el esquema tromboprolifáctico, los resultados de siete estudios aleatorizados y controlados que compararon dosis intermedias (p. ej., enoxaparina 1 mg/kg por día) o dosis completas (p. ej., enoxaparina 1 mg/kg cada 12 h por día) frente a dosis profilácticas (p. ej., enoxaparina 40 mg por día) mostraron ausencia de diferencias en la mortalidad con certeza moderada. Los resultados de dos estudios aleatorizados informan que la indicación de aspirina probablemente tampoco se asocia a una reducción en la mortalidad, la ventilación mecánica o la mejoría en la velocidad de resolución de los síntomas.
- **Antiinflamatorios no esteroideos (AINE):** Hasta el momento, el uso de AINE no está asociado con un incremento en la mortalidad. Sin embargo, la certeza en la evidencia es muy baja, por lo que se necesita más información para confirmar estas conclusiones.
- **IECA y ARB:** Los resultados de cinco ECCA con riesgo bajo de sesgo sugieren que el inicio o continuación de IECA y ARB en pacientes con COVID-19 podría aumentar la mortalidad. Sin embargo, la certeza en la evidencia es baja, por lo que se necesita más información para confirmar estas conclusiones.

Cambios respecto a la versión anterior

- **Tocilizumab:** La evidencia nueva incluida no modifica la interpretación de los resultados ni la certeza de la evidencia.
- **Adalimumab:** La evidencia nueva incluida modifica la interpretación de los resultados o la certeza de la evidencia.

- **Hydroxicloroquina:** La evidencia nueva incluida modifica la interpretación de los resultados o la certeza de la evidencia.
- **Melatonina:** La evidencia nueva incluida no modifica la interpretación de los resultados ni la certeza de la evidencia.
- **Peg-interferon (IFN) alfa:** La evidencia nueva incluida no modifica la interpretación de los resultados ni la certeza de la evidencia.
- **Icosapent ethyl:** La evidencia nueva incluida modifica la interpretación de los resultados o la certeza de la evidencia.
- **Favipiravir:** La evidencia nueva incluida no modifica la interpretación de los resultados ni la certeza de la evidencia.
- **Fostamatinib:** La evidencia nueva incluida modifica la interpretación de los resultados o la certeza de la evidencia.
- **Metoprolol:** La evidencia nueva incluida modifica la interpretación de los resultados o la certeza de la evidencia.
- **Plasma de convalecientes:** La evidencia nueva incluida no modifica la interpretación de los resultados ni la certeza de la evidencia.
- **Bamlanivimab con o sin etesevimab:** La evidencia nueva incluida modifica la interpretación de los resultados o la certeza de la evidencia.
- **REGEN-COV (casirivimab e imdevimab):** La evidencia nueva incluida modifica la interpretación de los resultados o la certeza de la evidencia.
- **L-arginina:** La evidencia nueva incluida modifica la interpretación de los resultados o la certeza de la evidencia.
- **Corticosteroides inhalados:** La evidencia nueva incluida no modifica la interpretación de los resultados ni la certeza de la evidencia.

Conclusiones

- La Organización Panamericana de la Salud (OPS) hace seguimiento en todo momento de la evidencia en relación con cualquier posible intervención terapéutica. A medida que se disponga de evidencia nueva, la OPS la incorporará con rapidez y actualizará sus recomendaciones, especialmente si dicha evidencia se refiere a grupos en situación de vulnerabilidad como los niños, las mujeres embarazadas, las personas mayores o los pacientes inmunocomprometidos, entre otros.
- La OPS también tiene en cuenta las diferencias en el impacto de la COVID-19 sobre las minorías y los diferentes grupos étnicos. En consecuencia, la Organización recopila constantemente información que pueda servir para mitigar el exceso de riesgo de enfermedad grave o muerte de estas minorías. Estos grupos sufren inequidades sociales y estructurales que conllevan una carga de enfermedad desproporcionada.
- La seguridad de los pacientes afectados por la COVID-19 es una prioridad clave de la mejora de la calidad de la atención y los servicios de salud.
- Sigue siendo apremiante la necesidad de elaborar ensayos clínicos aleatorizados de alta calidad que incluyan pacientes con COVID-19 a fin de poder desarrollar estrategias de manejo confiables. La importancia de los ensayos clínicos controlados aleatorizados con un diseño adecuado es fundamental en la toma de decisiones basadas en la evidencia. Hasta el momento, la mayoría de la investigación en el campo de la COVID-19 tiene muy baja calidad metodológica, lo que dificulta su uso y aplicación.

Systematic review of therapeutic options for treatment of COVID-19

Background

The vast amount of data generated by clinical studies of potential therapeutic options for COVID-19 presents important challenges. This new information must be interpreted quickly so that prescribers can make optimal treatment decisions with as little harm to patients as possible, and so that medicines manufacturers can scale-up production rapidly and bolster their supply chains. Interpreting new data quickly will save lives by ensuring that reportedly successful drugs can be administered to as many patients as possible as quickly as possible. Moreover, if evidence indicates that a medication is not effective, then ongoing clinical trials could change focus and pivot to more promising alternatives. Since many physicians are currently using treatments that rely on compassionate-use exemptions or off-label indications to treat patients with COVID-19,¹ it is crucial that they have access to the most up-to-date research evidence to inform their treatment decisions.

To address this evidence gap, we compiled the following database of evidence on potential therapeutic options for COVID-19. We hope this information will help investigators, policy makers, and prescribers navigate the flood of relevant data to ensure that management of COVID-19 at both individual and population levels is based on the best available knowledge. We will endeavor to continually update this resource as more research is released into the public space.

Methods

We used the Living Overview of Evidence (L·OVE; <https://iloveevidence.com>) platform to identify studies for inclusion in this review. This platform is a system that maps PICO (Patient–Intervention–Comparison–Outcome) questions to a repository developed by Epistemonikos Foundation. This repository is continuously updated through searches in electronic databases, preprint servers, trial registries, and other resources relevant to COVID-19. The last version of the methods, the total number of sources screened, and a living flow diagram and report of the project is updated regularly on the L·OVE website.²

Search strategy

We systematically searched in L·OVE for COVID-19. The search terms and databases covered are described on the L·OVE search strategy methods page available at: https://app.iloveevidence.com/loves/5e6fdb9669c00e4ac072701d?question_domain=undefined§ion=methods. The repository is continuously updated, and the information is transmitted in real-time to the L·OVE platform, however, it was last checked for this review on 13 September 2021. The searches covered the period from the inception date of each database, and no study design, publication status or language restriction was applied.

Study selection

The results of the searches in the individual sources were de-duplicated by an algorithm that compares unique identifiers (database identification number, digital object identifier (DOI), trial registry identification number), and citation details (i.e., author names, journal, year of publication, volume, number, pages, article title, and article abstract). Then, the information matching the search strategy was sent in real-time to the L·OVE platform where at least two authors independently screened the titles and abstracts yielded against the inclusion criteria. We obtained the full reports for all titles that appeared to meet the inclusion criteria or required further analysis and then decided about their inclusion.

Inclusion criteria

We aimed to find all available RCTs for potential therapeutic pharmacological interventions for COVID-19 with study designs that included head-to-head comparisons, or control groups with no intervention or a placebo. Target patient populations included both adults and children exposed to or with confirmed or suspected COVID-19. We focused on comparative effectiveness studies that provide evidence on outcomes of crucial importance to patients (mortality, invasive mechanical ventilation, symptom resolution or improvement, infection [prophylaxis studies] and severe adverse events).³ In addition to RCTs, we included comparative non-RCTs that report on effects of NSAID consumption on mortality. We only incorporated non-RCTs that included at least 100 patients. We presented results of RCTs and non-RCTs separately.⁴

Living evidence synthesis

An artificial intelligence algorithm deployed in the Coronavirus/COVID-19 topic of the L·OVE platform provides instant notification of articles with a high likelihood of being eligible. The authors review them, decide upon inclusion, and update the living web version of the review

accordingly. If meta-analytical pooling is possible from retrieved evidence, we will do this to derive more precise estimates of effect and derive additional statistical power.

The focus has been on RCTs studies for all included therapeutic pharmacological interventions (adults and children). Adults and children exposed to or with confirmed or suspected COVID-19 were and will be included. Trials that compare interventions head-to-head or against no intervention or placebo is the focus. We have focused on comparative effectiveness studies that provide evidence on patient-important outcomes (mortality, invasive mechanical ventilation, symptom resolution or improvement, infection (prophylaxis studies), hospitalization (studies that included patients with non-severe disease) and severe adverse events).³ For studies that assessed thromboprophylactic interventions we also assessed venous thromboembolic events and major bleeding. For the outcome “hospitalization” we included information from studies reporting the number of hospitalizations or the number of hospitalizations combined with the number of deaths without hospitalization. We did not include information from studies reporting a combination of hospitalizations and medical consultations. No electronic database search restrictions were imposed.

For any meta-analytical pooling, if and when data allow, we pool all studies and present the combined analysis with relative and absolute effect sizes. To assess interventions’ absolute effects, we applied relative effects to baseline risks (risks with no intervention). We extracted mortality and invasive mechanical ventilation baseline risks from the ISARIC cohort as of 18 December 2020.^{5,6} For baseline infection risk in exposed to COVID-19 we used estimates from a SR on physical distancing and mask utilization,⁷ and for adverse events and symptom resolution/improvement we used the mean risk in the control groups from included RCTs until 18 December 2020. For venous thromboembolic events and major bleeding baseline risk we used the mean risk in the control groups from included RCTs until 25 March 2021. For hospitalization baseline risk we used the mean risk in the control groups from included RCTs until 14 April 2021. We continuously monitor baseline risks by assessing the mean risk of every outcome in the control groups of included RCTs. When substantial changes to baseline risks are detected, we update the estimates used for absolute effects calculations. For mortality, there were some drug instances whereby we provide systematic-review (meta-analysis) evidence indirectly related to patients with COVID-19, e.g. corticosteroids in patients with ARDS.

For some interventions when we found significant heterogeneity, we performed subgroup analysis considering: 1) risk of bias (high/moderate vs low risk of bias); 2) disease severity (mild, moderate, severe, or critical); and 3) intervention’s characteristics (i.e., different doses or administration

schemes). When we observed significant differences between subgroups, we presented individual subgroup's estimates of effect and certainty of the evidence assessment.

A risk of bias assessment was applied to RCTs focusing on randomization, allocation concealment, blinding, attrition, or other biases relevant to the estimates of effect (Table 4).⁸ For non-RCTs, potential residual confounding was assumed in all cases and certainty of the evidence was downgraded twice for risk of bias. The GRADE approach was used to assess the certainty on the body of evidence for every comparison on an outcome basis (Table 5).⁹ Risk of bias judgments were compared against other similar projects ([Drug treatments for covid-19: living systematic review and network meta-analysis](#) and [The COVID-NMA initiative](#)). Significant discrepancies were discussed until a final decision was reached.

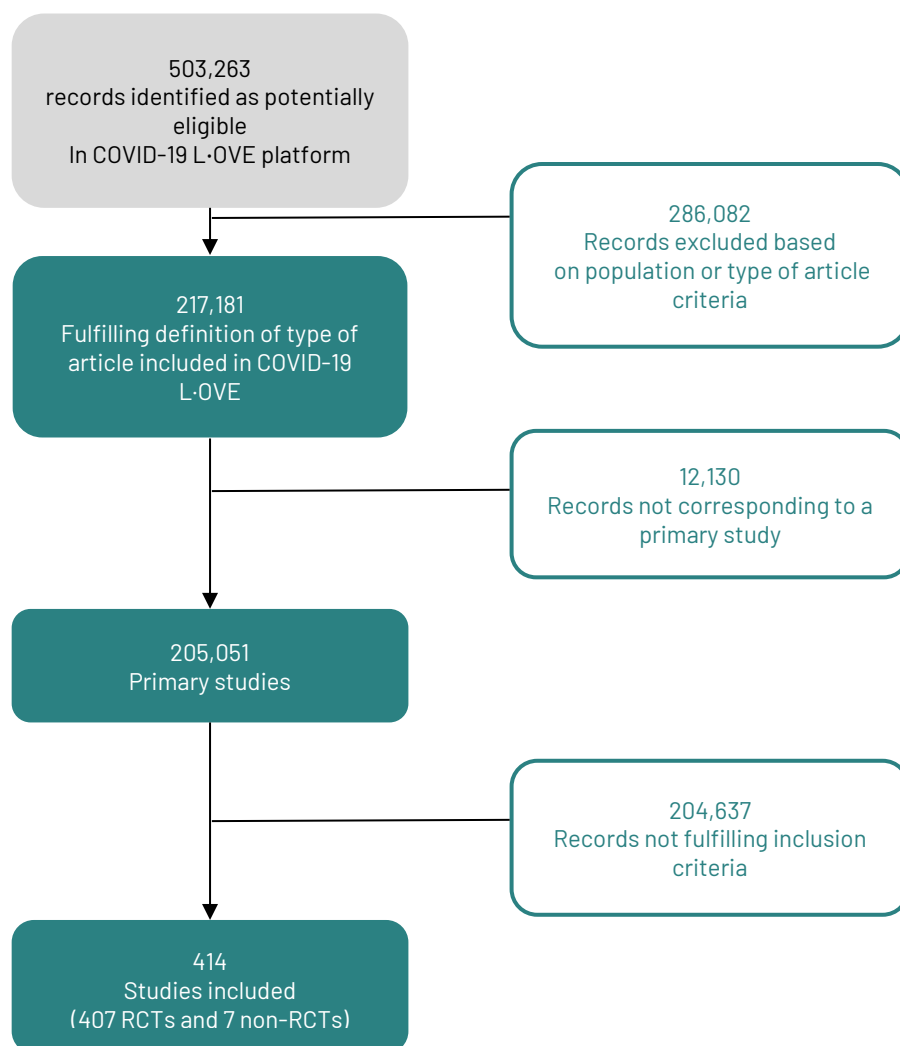
We used MAGIC authoring and publication platform (<https://app.magicapp.org/>) to generate the tables summarizing our findings, which are included in Appendix 1.

Results

Studies identified and included

Study identification and selection process is described in Figure 1. A total of 414 studies were selected for inclusion, 407 RCTs and 7 non-RCTs. A list of excluded studies is available upon request.

Figure 1. Study identification and selection process



Risk of bias

Overall, our risk of bias assessment for the limited reported RCTs resulted in high risk of bias due to suboptimal randomization, allocation concealment, and blinding (as well as other methodological and reporting concerns). Most RCTs were also very small in size and had small event numbers. The methods were very poor overall, and the reporting was suboptimal. For the

observational studies, we had concerns with the representativeness of study groups (selection bias) and imbalance of the known and unknown prognostic factors (confounding). Many studies are also at risk of being confounded by indication. Most are not prospective in nature and the outcome measures are mainly heterogeneous with wide variation in reporting across the included studies. In general, follow-up was short and as mentioned, confounded potentially by the severity of disease, comorbidities, and previous or concomitant COVID-19 treatment. The risk of bias assessment of each RCT is presented in Table 4.

Table 4. Risk of bias of included RCTs

Study	Risk-of-bias arising from randomization process	Risk-of-bias due to deviations from the intended interventions	Risk-of-bias due to missing outcome data	Risk-of-bias in measurement of the outcome	Risk-of-bias in selection of the reported result	Overall Risk-of-bias judgement	Mortality and Invasive mechanical ventilation	Symptoms, infection and adverse events
RECOVERY - Dexamethasone	Low	Some Concerns	Low	Low	Low	Low	Low	Some Concerns
RECOVERY - Hydroxychloroquine	Low	Some Concerns	Low	Low	Low	Low	Low	Some Concerns
BCN PEP CoV-2	Low	Some Concerns	Some Concerns	Some Concerns	Low	NA	NA	Some Concerns
ACTT-1	Low	Low	Low	Some Concerns	Low	Low	Low	Low
COVID-19 PEP	Low	Low	High	Low	Low	NA	NA	High
Cavalcanti et al	Low	Some Concerns	Low	Some Concerns	Low	Low	Low	High
Kamran SM et al	High	Some Concerns	Low	High	Low	NA	NA	High
COVID-19 PET	Low	Low	Low	Low	Low	Low	Low	Low
SIMPLE	Low	Some Concerns	Low	Some Concerns	Low	Low	Low	High
BCN PEP CoV-2	High	Some Concerns	Low	High	Low	NA	NA	High
Chen C et al	High	Some Concerns	Low	Some Concerns	Low	High	High	High
CAP-China remdesivir 2	Low	Low	Low	Low	Low	Low	Low	Low
LOTUS China	Low	Some Concerns	Low	Some Concerns	Low	Low	Low	High
Tang et al	Low	Some Concerns	Low	Some Concerns	Low	Low	Low	High
Hung IF et al	Low	Some Concerns	Low	Some Concerns	Low	Low	Low	High
GRECCO-19	Low	Some Concerns	Low	Some Concerns	Low	Low	Low	High
Li L et al	High	Some Concerns	Low	Some Concerns	Low	High	High	High
RASTAVI	Low	Some Concerns	Low	High	Low	NA	NA	High
Chen, Zeng et al	High	Some Concerns	Low	Some Concerns	Low	High	High	High
Zheng et al	High	Some Concerns	Low	Some Concerns	Low	High	High	High
ELACOI	Low	Some Concerns	Low	Some Concerns	Low	Low	Low	High
CONCOVID	Low	Some Concerns	Low	Some Concerns	Low	Low	Low	High
GLUCOCOVID	High	Some Concerns	Low	Low	Low	High	High	High
CloroCOVID19	Low	Low	Low	Some Concerns	Low	Low	Low	Low
Davoudi-Monfared et al	High	Some Concerns	Low	Low	Low	High	High	High
Chen et al	High	Some Concerns	Low	Low	Low	High	High	High
Davoodi L et al	High	Some Concerns	Low	Low	Low	High	High	High
Ivashchenko AA et al	High	Some Concerns	Low	Low	Low	High	High	High
Rasheed AM et al	High	Some Concerns	Low	Low	Low	High	High	High
Chen et al	High	Some Concerns	Low	Low	Low	High	High	High
Cao Y et al	Low	Some Concerns	Low	Low	Low	Low	Low	Low
Chen PC et al	High	Some Concerns	Low	Low	Low	High	High	High
HC-nCoV	High	Some Concerns	Low	Low	Low	High	High	High
Lou Y et al	High	Some Concerns	Low	Low	Low	High	High	High
Ylaar APJ et al	High	Some Concerns	Low	Some Concerns	Low	High	High	High
DC-COVID-19	High	Some Concerns	Low	Some Concerns	Low	High	High	High
Guvemmez O et al	High	Some Concerns	Low	Some Concerns	Low	High	High	High
Huang et al	High	Some Concerns	Low	Some Concerns	Low	High	High	High
Yuan et al	High	Some Concerns	Low	Some Concerns	Low	High	High	High
Ren Z et al	High	Some Concerns	Low	Some Concerns	Low	High	High	High
Mehboob R et al	High	Some Concerns	Low	Some Concerns	Low	High	High	High
Zhong et al	Low	Some Concerns	Low	Low	Low	Low	Low	High
Sakoulas et al	High	Some Concerns	Low	Some Concerns	Low	High	High	High
Hu K, Wang M et al	High	Some Concerns	Low	Some Concerns	Low	High	High	High
ESPERANZA	High	Some Concerns	Low	Some Concerns	Low	High	High	High
Lopes et al	High	Low	Low	Low	Low	High	High	High
Duarte M et al	High	Some Concerns	Low	Some Concerns	Some Concerns	High	High	High
Metcovid	Low	Low	Low	Low	Low	Low	Low	Low
Mansour E et al	Low	Low	Low	Some Concerns	Low	Low	Low	High
Zhang J et al	High	Some Concerns	Low	Some Concerns	Low	High	High	High
RECOVERY - Lopinavir-ritonavir	Low	Some Concerns	Low	Low	Low	Low	Low	Some Concerns
Miller J et al	High	Some Concerns	Low	Some Concerns	Some Concerns	High	High	High
Abbaspour Kasgari H et al	High	Some Concerns	Low	Some Concerns	Low	High	High	High
Sadeghi A et al	High	Some Concerns	Low	Low	Low	High	High	High
Shu L et al	High	Some Concerns	Low	Some Concerns	Low	High	High	High
SIMPLE 2	Low	Some Concerns	Low	Some Concerns	Low	Some Concerns	Some Concerns	High
Abd-Elisalam S et al	High	Some Concerns	Low	Some Concerns	Low	High	High	High
Sekhavi E et al	High	Some Concerns	Low	Some Concerns	Low	High	High	High
Zagazig University	High	Some Concerns	Low	Some Concerns	Low	High	High	High
Rahmani H et al	High	Some Concerns	Low	Some Concerns	Low	High	High	High
ConPlas-19	Low	Some Concerns	Low	Some Concerns	Low	Low	Low	High
REMAP-CAP	Low	Some Concerns	Low	Some Concerns	Low	Low	Low	High
CoDEX	Low	Some Concerns	Low	Some Concerns	Low	Low	Low	High
COVIDIOL	High	Some Concerns	Low	Some Concerns	Low	High	High	High
CAPE COVID	Low	Low	Low	Low	Low	Low	Low	Low
COVACTA	Low	Low	Low	Low	Low	Low	Low	Low
COALITION II	Low	Some Concerns	Low	Some Concerns	Low	Low	Low	High
Li T et al	High	Some Concerns	Low	Some Concerns	Low	High	High	High
Wang D et al	High	Some Concerns	Low	Some Concerns	Low	High	High	High
Mohiuddin ATMM et al	High	Some Concerns	Low	Some Concerns	Low	High	High	High
PLACID	Low	Some Concerns	Low	Some Concerns	Low	Low	Low	High
Gharebaghi N et al	High	Low	Low	Low	Low	Some Concerns	Some Concerns	Some Concerns
TX-COVID19	High	Some Concerns	Low	Some Concerns	Low	High	High	High
Cheng LL et al	High	Some Concerns	Low	Some Concerns	Low	High	High	High
Farahani R et al	High	Some Concerns	Low	Some Concerns	Low	High	High	High
Kimura KS et al	High	Some Concerns	Low	Some Concerns	Low	High	High	High
ATENEA-Co-300	High	Some Concerns	Low	Some Concerns	Low	High	High	High
Wu X et al	Low	Low	Low	Low	Low	Low	Low	Low
Balcells ME et al (Pontificia Universidad Catolica de Chile)	Low	Some Concerns	Low	Some Concerns	Low	Low	Low	High
Edalatfard M et al (Tehran University of Medical Sciences)	High	Some Concerns	Low	Some Concerns	Low	High	High	High
COVID-19 PREP	Low	Low	Low	Low	Low	Low	Low	Low
Wang M, Hu K et al (Renmin Hospital of Wuhan University)	High	Some Concerns	Low	Some Concerns	Low	High	High	High
Doi Y et al (Fujita Health University Hospital)	High	Some Concerns	Low	Some Concerns	Low	High	High	High
Podder CS et al	High	Some Concerns	Low	Some Concerns	Low	High	High	High
HESACOVID	Low	Some Concerns	Low	Some Concerns	Low	Low	Low	High
Edalatfard M et al (Tehran University of Medical Sciences)	High	Some Concerns	Low	Some Concerns	Low	High	High	High
COVID-19 PREP	Low	Low	Low	Low	Low	Low	Low	Low
Wang M, Hu K et al (Renmin Hospital of Wuhan University)	High	Some Concerns	Low	Some Concerns	Low	High	High	High
Doi Y et al (Fujita Health University Hospital)	High	Some Concerns	Low	Some Concerns	Low	High	High	High

Podder et al	High	Some Concerns	Low	Some Concerns	Low	High	High
HESACOVID	Low	Some Concerns	Low	Some Concerns	Low	Low	High
TEACH	High	Low	Low	Some Concerns	Low	High	High
Nojomi et al (Iran University of Medical Sciences)	Low	Some Concerns	Low	Some Concerns	Low	Low	High
PrEP_COVID	Low	Low	Low	Low	Low	Low	Low
de Alencar JCG et al (Universidade de São Paulo)	Low	Low	Low	Low	Low	Low	Low
Fu W et al (Shanghai Public Health Clinical Center)	High	Some Concerns	Low	Some Concerns	Low	High	High
Salehzadeh F (Ardabil University of Medical Sciences)	High	Some Concerns	Low	Some Concerns	Low	High	High
Dabbous H et al (Ain Shams University)	High	Some Concerns	Low	Some Concerns	Low	High	High
PATCH	Low	Low	Low	Low	Low	Low	Low
Zhao H et al	High	Some Concerns	Low	Some Concerns	Low	High	High
PLASMAR	Low	Low	Low	Low	Low	Low	Low
COVID-19-MCS	Low	Low	Low	Some Concerns	High	Low	High
Ansarin K (Tabriz University of Medical Sciences)	High	Some Concerns	Low	Some Concerns	Low	High	High
WHO SOLIDARITY - HCQ	Low	Some Concerns	Low	Low	Low	Low	Some Concerns
WHO SOLIDARITY - LPV/r	Low	Some Concerns	Low	Low	Low	Low	Some Concerns
WHO SOLIDARITY - remdesivir	Low	Some Concerns	Low	Low	Low	Low	Some Concerns
WHO SOLIDARITY - IFN	Low	Some Concerns	Low	Low	Low	Low	Some Concerns
WHO SOLIDARITY - IFN	Low	Some Concerns	Low	Low	Low	Low	Some Concerns
Yehindra V et al	High	Some Concerns	Low	Some Concerns	Low	High	High
Shi L et al	Low	Low	Low	Low	Low	Low	Low
RCT-TCZ-COVID-19	Low	Some Concerns	Low	Some Concerns	Low	Low	High
BACC Bay Tocilizumab Trial	Low	Low	Low	Low	Low	Low	Low
SARITA-2	Low	Some Concerns	Some Concerns	Some Concerns	Low	Low	High
Ghaderkhani S et al (Tehran University of Medical Sciences)	High	Some Concerns	Low	Some Concerns	Low	High	High
COVID-19 PEP (University of Washington)	Low	Low	Low	Low	Low	NA	Low
Hashim HA et al	High	Some Concerns	Low	Some Concerns	Low	High	High
ILBS-COVID-02	Low	Some Concerns	Low	Some Concerns	Low	Low	High
PROBIOCOVID	High	Some Concerns	Low	Some Concerns	Low	High	High
Padmanabhan U et al (Medical Education and Drugs Department)	High	Low	Low	Low	Low	High	High
AlQantani M et al	High	Some Concerns	Low	Some Concerns	Low	High	High
Khamis F et al	High	Some Concerns	Low	Some Concerns	Low	High	High
BLAZE-1	High	Low	Low	Low	Low	High	High
PETAL	Low	Low	Low	Low	Low	Low	Low
Lanzoni G et al	High	Low	Low	Low	Low	High	High
Ruzhentsova T et al (R-Pharm)	Low	Some Concerns	Low	Some Concerns	Low	Low	High
Lenze E et al	Low	Low	Low	Low	Low	Low	Low
Monk P et al	Low	Low	Low	Low	Low	Low	Low
SHADE trial	High	Some Concerns	Low	Some Concerns	Low	High	High
Yakoot M et al (Pharco Corporate)	High	Some Concerns	Low	Some Concerns	Low	High	High
Ghandehari S et al	High	Some Concerns	Low	Some Concerns	Low	High	High
HAHPS	Low	High	Low	Some Concerns	Low	High	High
Elgazzar et al (mild)	High	Some Concerns	Low	Some Concerns	Low	High	High
Elgazzar et al (severe)	High	Some Concerns	Low	Some Concerns	Low	High	High
Elgazzar et al (prophylaxis)	High	Some Concerns	Low	Some Concerns	Low	High	High
Tabarsi P et al	High	Some Concerns	Low	Some Concerns	Low	High	High
FAV052020 (Promomed, LLC)	High	Some Concerns	Low	Some Concerns	Low	High	High
Murai IH et al (University of Sao Paulo)	Low	Low	Low	Low	Low	Low	Low
Udwadia ZF et al	Low	Some Concerns	Low	Some Concerns	Low	Low	High
CORIMUNO-TOCI 1	Low	Some Concerns	Low	Some Concerns	Low	Low	High
EMPACTA	Low	Low	Low	Low	Low	Low	Low
HYCOVID	Low	Low	Low	Low	Low	Low	Low
Krotewiecki et al	Low	Some Concerns	Low	Some Concerns	Low	Low	High
ILIAD	Low	Low	Low	Low	Low	Low	Low
AB-DRUG-SARS-004	High	Low	Low	Low	Low	High	High
Q-PROTECT	Low	Low	Low	Low	Low	Low	Low
Hassan M et al	High	Low	Low	Low	Low	High	High
FundacionINFANT-Plasma	Low	Low	Low	Low	Low	Low	Low
COVID-Lambda	Low	Some Concerns	Low	Some Concerns	Low	Low	High
Niaee et al	Some Concerns	Some Concerns	Low	Some Concerns	Low	High	High
PICP19	High	Some Concerns	Low	Some Concerns	Low	High	High
Mukhtar K et al	High	Some Concerns	Low	Some Concerns	Low	High	High
Ahmed et al	High	Low	Low	Low	Low	High	High
ITOLI-C19-02-4-00	High	Some Concerns	Low	Some Concerns	Low	High	High
Abd-Elasalam S et al (Tanta University)	High	Some Concerns	Low	Some Concerns	Low	High	High
Prolectin-M	High	Some Concerns	Low	Some Concerns	Low	High	High
Maldonado V et al	High	Some Concerns	Low	Some Concerns	Low	High	High
GARGLES	High	Some Concerns	Low	Some Concerns	Low	High	High
ERSul	Low	Low	Some Concerns	Low	Low	Some Concerns	Some Concerns
Chaccour et al	Low	Low	Low	Low	Low	Low	Low
ACTT-2	Low	Low	Some Concerns	Low	Low	Some Concerns	Some Concerns
RECOVERY	Low	Some Concerns	Low	Low	Low	Low	Some Concerns
EIDD-2801-1001	Low	Low	Low	Low	Low	Low	Low
Weinreich	Low	Low	Low	Low	Low	Low	Low
Roozbeh F et al	Low	Some Concerns	Low	Some Concerns	Low	Low	High
ACTIV-3/TICO	Low	Low	Some Concerns	Low	Low	Low	High
Chachar et al	High	Some Concerns	Low	Some Concerns	Low	High	High
Balykova LA et al	High	Some Concerns	Low	Some Concerns	Low	High	High
Babalola et al	Low	Low	Low	Low	Low	Low	Low
REMAP-CAP - tocilizumab	Low	Some Concerns	Low	Some Concerns	Low	Low	High
Abdelmaksoud AA et al	High	Some Concerns	Low	Some Concerns	Low	High	High
REPLACE COVID	Low	Some Concerns	Low	Some Concerns	Low	Low	High
Kirti et al	Low	Low	Low	Low	Low	Low	Low
Kumari P et al	High	Some Concerns	Low	Some Concerns	Low	High	High
FK/FAV00A-CoV/2020	High	Low	Low	Low	Low	High	High
Chahla et al	High	Some Concerns	Low	Some Concerns	Low	High	High
COVIFERON	Low	Some Concerns	Low	Some Concerns	Low	Low	High
RECOVERY-Plasma	Low	Some Concerns	Low	Low	Low	Low	Some Concerns
Interferon in COVID (Alavi Darazam I et al)	Low	Some Concerns	Low	Some Concerns	Low	Low	High
AB-DRUG-SARS-004 (Cadejani FA et al)	High	Some Concerns	Low	Some Concerns	Low	High	High
JamaliMoghadamSiahkhalil S et al	High	Some Concerns	Low	Some Concerns	Low	High	High
Sedighyan M et al	High	Some Concerns	Low	Some Concerns	Low	High	High

Roostaei A et al	High	Low	Low	Low	Low	High	High
Bee-Covid	Low	Some Concerns	Low	Some Concerns	Low	Low	High
SEOT	High	Some Concerns	Low	Some Concerns	Low	High	High
Mohan et al	Low	Low	Low	Low	Low	Low	Low
Shahbaznejad et al	Low	Low	Low	Low	Low	Low	Low
Spoorthi et al	High	Some Concerns	Low	Some Concerns	Low	High	High
Samaha et al	High	Some Concerns	Low	Some Concerns	Low	High	High
Bukhari et al	High	Some Concerns	Low	Some Concerns	Low	High	High
Okumus et al	High	Some Concerns	Low	Some Concerns	Low	High	High
Veiga	Low	Some Concerns	Low	Low	Low	Low	Some Concerns
Gottlieb	Low	Low	Low	Low	Low	Low	Low
BRACE CORONA	Low	Some Concerns	Some Concerns	Low	Low	Low	High
CORIMUNO-ANA-1	Low	Some Concerns	Low	Some Concerns	Low	Low	High
Thakar A et al	High	Some Concerns	Low	Some Concerns	Low	High	High
Onal H et al	High	High	Low	Some Concerns	Low	High	High
Tang X et al	Low	Some Concerns	Low	Low	Low	Low	Low
COLCORONA	Low	Some Concerns	Low	Low	Low	Low	Low
Lopardo	Low	Low	Low	Low	High	Low	Low
Dabbous HM et al	High	Some Concerns	Low	Some Concerns	Low	High	High
ATTRACT	Low	Some Concerns	Low	Low	Low	Low	Low
Ranjbar K et al	Some Concerns	Low	Low	Low	Low	Some Concerns	Some Concerns
EAT-DUTA AndroCoV	Low	Low	High	Low	Low	High	High
Farnoosh G et al	Some Concerns	Some Concerns	High	Some Concerns	Low	High	High
Khalili H et al	Low	Some Concerns	Low	Some Concerns	Low	High	High
Bakaushev VP et al	High	Some Concerns	Low	Some Concerns	Low	High	High
KILLER	High	Some Concerns	Low	Some Concerns	Low	High	High
HYDRA	Low	Some Concerns	Low	Low	Low	Low	Low
Sali S et al	High	Some Concerns	Low	Some Concerns	Low	High	High
NITFMQ0320OR	High	Some Concerns	Low	Some Concerns	Low	High	High
SVU-MED-CHT019-420860	High	Some Concerns	Low	Some Concerns	Low	High	High
STOIC	Low	Some Concerns	Low	Some Concerns	Low	Low	High
Borges M et al	High	Some Concerns	Low	Some Concerns	Low	High	High
RECOVERY-TCZ	Low	Some Concerns	Low	Low	Low	Low	Some Concerns
COVIDatoZ -Zinc	Low	Some Concerns	Low	Low	Low	Low	Some Concerns
COVIDatoZ - Vit C	Low	Some Concerns	Low	Low	Low	Low	Some Concerns
COVID-19 Early Treatment	Low	Some Concerns	Low	Low	Low	Low	Low
Shogenova LV et al	High	Some Concerns	Low	Some Concerns	Low	High	High
EFC16844	Low	Some Concerns	Low	Low	Low	Low	Low
ARTI-19	High	Some Concerns	Low	Some Concerns	Low	High	High
Purwati	High	Some Concerns	Low	Some Concerns	Low	High	High
VB-N-IVIG-COVID-19/2020-CT2	High	Some Concerns	Low	Some Concerns	Low	High	High
Jamaati H et al	High	Some Concerns	Low	Some Concerns	Low	High	High
Beltran-HCQ	High	Some Concerns	Low	Some Concerns	Low	High	High
Beltran et al	High	Some Concerns	Low	Some Concerns	Low	High	High
ZINC COVID	Low	Some Concerns	Low	Low	Low	Low	Low
PATCH 1	Low	Some Concerns	Low	Some Concerns	Low	Low	High
AB-DRUG-SARS-004-2	High	Some Concerns	Low	Some Concerns	Low	High	High
Nouri-Vaskeh M et al	High	Some Concerns	Low	Some Concerns	Low	High	High
Lopez-Medina et al	Low	Low	Low	Low	Low	Low	Low
Lakkireddy M et al	High	Some Concerns	Low	Some Concerns	Low	High	High
Silva	High	Some Concerns	Low	Some Concerns	Low	High	High
PRINCIPLE	Low	Some Concerns	Some Concerns	Some Concerns	Low	Some Concerns	High
Bermejo Galan et al	Low	Low	Low	Low	Low	Low	Low
Pott-Junior et al	Low	Some Concerns	Low	Some Concerns	Low	Low	High
Mikhaylov	Low	Some Concerns	Low	Some Concerns	Low	Low	High
2GAMMACOVID-19	High	Some Concerns	Low	Some Concerns	Low	High	High
AAAS9524	Low	Low	Some Concerns	Some Concerns	Low	Some Concerns	Some Concerns
Tolouian et al	Low	Some Concerns	Low	Some Concerns	Low	Low	High
EiZein R et al	High	Some Concerns	Low	Some Concerns	Low	High	High
PEGL20.002	High	Some Concerns	Low	Some Concerns	Low	High	High
MASH-COVID	Low	Some Concerns	Low	Low	Low	Low	Low
INSPIRATION	Low	Some Concerns	Low	Low	Low	Low	Low
Zarychanski	Low	Some Concerns	Low	Low	Low	Low	Low
Santos PSS et al	Low	Some Concerns	Low	Low	Low	Low	Low
Solaymani-Dodaran M et al	Low	Some Concerns	Low	Low	Low	Low	Low
TD-0903-0188	High	Some Concerns	Low	Some Concerns	Low	High	High
DISCOVER	Low	Some Concerns	Low	Low	Low	Low	Low
SURG-2020-28683	Low	Some Concerns	Low	Low	Low	Low	Low
Alavi-Moghaddam M et al	High	Some Concerns	Low	Some Concerns	Low	High	High
CT-PS9 3.2	Low	Some Concerns	Low	Low	Low	Low	Low
Yadollahzadeh M et al	High	Some Concerns	Low	Some Concerns	Low	High	High
BBCovid	Low	Some Concerns	Low	Low	Low	Low	Low
Hanna Huang Y et al	High	Some Concerns	Low	Some Concerns	Low	High	High
Gaynldinova VV et al	High	Some Concerns	Low	Some Concerns	Low	High	High
K031-120	Low	Some Concerns	Low	Some Concerns	Low	Low	High
Beltran Gonzalez JL et al	High	Some Concerns	Low	Some Concerns	Low	High	High
Doaei S et al	Low	Some Concerns	Some Concerns	Some Concerns	Low	Some Concerns	High
COVID-AIV	High	Some Concerns	Low	Some Concerns	Low	High	High
Anra B et al	High	Some Concerns	Low	Some Concerns	Low	High	High
Ribakov AR et al	High	Some Concerns	Low	Some Concerns	Low	High	High
Kishoria N et al	Low	Some Concerns	Low	Some Concerns	Low	Low	High
CERC-002-CVID-201	High	Low	High	Some Concerns	Low	High	High
Mahajan L et al	High	Some Concerns	Low	Some Concerns	Low	High	High
PRINCIPLE	Low	Some Concerns	Some Concerns	Some Concerns	Low	Some Concerns	Some Concerns
Pouladzadeh M et al	Low	Some Concerns	Low	Some Concerns	Low	Low	High
HBOTCOVID19	High	Some Concerns	Low	Some Concerns	Low	High	High
RESIST	High	Some Concerns	Low	Some Concerns	Low	High	High
CARR-COV-02	Low	Some Concerns	Low	Some Concerns	Low	Low	High
Seet	Low	Some Concerns	Low	Some Concerns	Low	Low	High
SBU-COVID19-ConvalescentPlasma	Low	Some Concerns	Low	Low	Low	Low	Low
TOGETHER	Low	Some Concerns	Low	Low	Low	Low	Low
Zhao H et al	High	Some Concerns	Low	Some Concerns	Low	High	High

OSCAR	Low	Some Concerns	Low	Low	Low	Low	Low
POLYCOR	Low	Some Concerns	Low	Low	Low	Low	Low
Yanguard	Low	Some Concerns	Low	Low	Low	Low	Low
Samimagham HR et al	Low	Some Concerns	Low	Some Concerns	Low	Low	High
CamoCO-19	Low	Some Concerns	Low	Low	Low	Low	Low
BCR-PNB-001	High	Some Concerns	Low	Some Concerns	Low	High	High
ATOMIC2	Low	Some Concerns	Low	Some Concerns	Low	Low	High
Siami Z et al	High	Some Concerns	Low	Some Concerns	Low	High	High
CLOROTRIAL	High	Some Concerns	Low	Some Concerns	Low	High	High
PROBCO	High	Some Concerns	Low	Some Concerns	Low	High	High
Nesari TM et al	High	Some Concerns	Low	Some Concerns	Low	High	High
PISCO	High	Some Concerns	Low	Some Concerns	Low	High	High
HNS-COVID-PK	Low	Some Concerns	Low	Low	Low	Low	Low
Rashad A et al	High	Some Concerns	Low	Some Concerns	Low	High	High
Moni M et al	Low	Some Concerns	Low	Some Concerns	Low	Low	High
FACCT	Low	Some Concerns	Low	Some Concerns	Low	Low	High
COV-BARRIER	Low	Some Concerns	Low	Low	Low	Low	Low
LIVE-AIR	Low	Some Concerns	Low	Low	Low	Low	Low
PreToVid	High	Some Concerns	Low	Some Concerns	Low	High	High
Mahmoudi M et al	Low	Some Concerns	Low	Some Concerns	Low	Low	High
AGILE	Low	Some Concerns	Low	Some Concerns	Low	Low	High
Hamdy Salman O et al	Low	Some Concerns	Low	Low	Low	Low	Low
COVID-RT-01	Low	Some Concerns	Low	Low	Low	Low	Low
COVID-ARB	Low	Some Concerns	Low	Some Concerns	Low	Low	High
Perepu U et al	High	Some Concerns	Low	Some Concerns	Low	High	High
Zarychanski-Non-critical	Low	Some Concerns	Low	Some Concerns	Low	Low	High
Sarilumab-COVID19 Study	Low	Some Concerns	Low	Low	Low	Low	Low
CAPSID	Low	Some Concerns	Low	Low	Low	Low	Low
CHEER	High	Some Concerns	Low	Some Concerns	Low	High	High
RECOVERY - Colchicine	High	Some Concerns	Low	Some Concerns	Low	High	High
Silvia Mendez-Flores S et al	Low	Some Concerns	Low	Low	Low	Low	Low
SAVE-MORE	Low	Some Concerns	Low	Low	Low	Low	Low
Winchester S et al	High	Some Concerns	Low	Some Concerns	Low	High	High
Elghary MAS et al	High	Some Concerns	Low	Some Concerns	Low	High	High
ARMY-1	Low	Some Concerns	Low	Low	Low	Low	Some Concerns
Hamidi-Alamdari D et al	High	Low	Low	Low	Low	High	High
Zarehoseinzade E et al	Low	Some Concerns	Low	Low	Low	Low	Low
Mahmud et al	High	Low	Low	Low	Low	High	High
Abd-El salam S et al	High	Some Concerns	Low	Some Concerns	Low	High	High
Biber et al	Low	Some Concerns	Low	Low	Low	Low	Low
Faisal et al	High	Some Concerns	Low	Some Concerns	Low	High	High
SOVECOD	High	Some Concerns	Low	Some Concerns	Low	High	High
ACTION	Low	Some Concerns	Low	Some Concerns	Low	High	High
BLAZE-2	Low	Low	Some Concerns	Low	Low	Low	Low
ProPAC-COVID	High	Some Concerns	Low	Some Concerns	Low	High	High
Tian F et al	Low	Some Concerns	Low	Some Concerns	Low	Low	High
RECOVERY - ASA	Low	Some Concerns	Low	Low	Low	Low	Low
HONEST	Low	Low	Low	Low	Low	Low	Low
COMET-ICE	Low	Low	Low	Low	Low	Low	Low
ISMMSCCOVID19	High	Some Concerns	Low	Some Concerns	Low	High	High
SENTAD-COVID	Low	Some Concerns	Low	Low	Low	Low	Some Concerns
SEV-COVID	Low	Some Concerns	Low	Some Concerns	Low	Low	High
CATALYST	Low	Low	Low	Low	Low	Low	Low
Al S et al	High	Some Concerns	Low	Some Concerns	Low	High	High
RECOVERY - REGEN-COV	High	Some Concerns	Low	Some Concerns	Low	High	High
Taher A et al	High	Some Concerns	Low	Some Concerns	Low	High	High
ACEI-COVID	High	Some Concerns	Low	Some Concerns	Low	High	High
Covid-19 Phase 3 Prevention Trial	Low	Some Concerns	Low	Some Concerns	Low	Low	High
EIDD-2801-2003	Low	Some Concerns	Low	Low	Low	Low	Some Concerns
REMAP-CAP	High	Low	Low	Low	Low	High	High
STOP-COVID	Low	Some Concerns	Low	Low	Low	Low	Some Concerns
Vallejos et al	High	Low	Low	Low	Low	High	High
CONCOR-1	Low	Some Concerns	Low	Low	Low	Low	Some Concerns
ALBERTA HOPE-Covid19	Low	Low	Low	Low	Low	Low	Low
Hamed DM et al	Low	Low	Low	Low	Low	Low	Low
COUNTER-COVID	Low	Some Concerns	Low	Low	Low	Low	Some Concerns
Abdulmir AS et al	Low	Low	Low	Low	Low	Low	Low
KP-DRUG-SARS-003	Low	Low	Low	Low	Low	Low	Low
Aref ZF et al	Low	Some Concerns	Low	Some Concerns	Low	Low	High
Di Piero F et al	Low	Low	Low	Low	Low	Low	Low
ARD-CORONA	High	Some Concerns	Low	Some Concerns	Low	High	High
ARCHITECTS	Low	Low	Low	Low	Low	Low	Low
CORIMUNO-TOCI ICU	High	Some Concerns	Low	Some Concerns	Low	High	High
COV-AID	Low	Low	Low	Low	Low	Low	Low
COVIDOSE-2	High	Some Concerns	Low	Some Concerns	Low	High	High
COVIDSTORM	High	Some Concerns	Low	Some Concerns	Low	High	High
COVITQZ-01	Low	Some Concerns	Low	Some Concerns	Low	Low	High
HMO-0224-20	Low	Low	Low	Low	Low	Low	Low
REMDACTA	Low	Low	Low	Low	Low	Low	Low
ImmCoVA	Low	Low	Low	Low	Low	Low	Low
Davoudian N et al	Low	Low	Low	Low	Low	Low	Low
TOCOVID	Low	Low	Low	Low	Low	Low	Low
COVINTOC	Low	Low	Low	Low	Low	Low	Low
CORIMUNO-SARI	High	Low	Low	Low	Low	High	High
CORIMUNO-SARI ICU	Low	Some Concerns	Low	Some Concerns	Low	Low	High
SARCOVID	Low	Low	Low	Low	Low	Low	Low
SARICOR	Low	Low	Low	Low	Low	Low	Low
SARTRE	Low	Low	Low	Low	Low	Low	Low
COV-AID-2	Low	Some Concerns	Low	Some Concerns	Low	Low	High
REGENERON Sari P3	Low	Low	Low	Low	Low	Low	Low
COPEP	Low	Low	Low	Low	Low	Low	Low
RAPID	Low	Low	Low	Low	Low	Low	Low

Wang Q et al	Low	Low	Low	Low	Low	Low	Low
Hosseinzadeh A et al	Low	Low	Low	Low	Low	Low	Low
BLAZE-1	Low	Some Concerns	Low	Low	Low	Low	Low
Najmeddin F et al	Low	Some Concerns	Low	Some Concerns	Low	Low	High
CAN-COVID	High	Some Concerns	Low	Some Concerns	Low	High	High
Eduardo FP et al	Low	Some Concerns	Low	Low	Low	Low	Low
AB-DRUG-SARS-005	High	Some Concerns	Low	Some Concerns	Low	High	High
COVID STEROID 2	Low	Some Concerns	Low	Some Concerns	Low	Low	High
ACTION	Low	Low	Low	Low	Low	Low	Low
Gaitan-Duarte HG et al	Low	Low	Low	Low	Low	Low	Low
Sabico S et al	Low	Low	Low	Low	Low	Low	Low
PLACOVID	High	Low	Low	Low	Low	High	High
UAIC	Low	Low	Low	Low	Low	Low	Low
BISHOP	Low	Low	High	Low	Low	Some Concerns	Some Concerns
Asadipooya K et al	Low	Some Concerns	Low	Some Concerns	Low	Low	High
Ravichandran et al	Low	Some Concerns	Low	Some Concerns	Low	Low	High
DARE-19	Low	Some Concerns	Low	Some Concerns	Low	Low	High
DOXYCOV	Low	Some Concerns	Low	Some Concerns	Low	Low	High
PRINCIPLE	Low	Some Concerns	Low	Some Concerns	Low	Low	High
Pankh D et al	Low	Some Concerns	Low	Some Concerns	Low	Low	High
Covid-19 Phase 3 Prevention Trial - Exposed	Low	Some Concerns	Low	Some Concerns	Low	Low	High
Three C	High	Some Concerns	Low	Some Concerns	Low	High	High
COVIDIT	High	Some Concerns	Low	Some Concerns	Low	High	High
KUMC-COVID-19	High	Some Concerns	Low	Some Concerns	Low	High	High
Abbass S et al	Low	Low	Low	Low	Low	Low	Low
C3PO	Low	Some Concerns	Low	Some Concerns	Low	Low	High
Kosak et al	Low	Low	Low	Low	Low	Low	Low
TOGHETER-Fluvoxamine	High	Some Concerns	Low	Some Concerns	Low	High	High
TOCIDEX	Low	Low	Low	Low	Low	Low	Low
Fakhanian A et al	Low	Low	Low	Low	Low	Low	Low
HERO-HCQ	Low	Some Concerns	Low	Some Concerns	Low	Low	High
Alizadeh Z et al	High	Some Concerns	Low	Some Concerns	Low	High	High
Bhushan S et al	High	Some Concerns	Low	Some Concerns	Low	High	High
VASCEPA COVID-19 CARDIOLINK-9	Low	Low	Low	Low	Low	Low	Low
Shinkai M et al	High	Some Concerns	Low	Some Concerns	Low	High	High
Rodrigues C et al	Low	Low	Low	Low	Low	Low	Low
Mousavi SA et al	Low	Some Concerns	Low	Some Concerns	Low	Low	High
Strich	High	Some Concerns	Low	Some Concerns	Low	High	High
MADRID-COVID	Low	Low	Low	Low	Low	Low	Low
J2W-MC-PYAA	High	Some Concerns	Low	Some Concerns	Low	High	High
DAWn-Plasma	High	Some Concerns	Low	Some Concerns	Low	High	High
OPTIMISE-C19	High	Some Concerns	Low	Some Concerns	Low	High	High
Coppola	Low	Some Concerns	Low	Some Concerns	Low	Low	High
ALV-020-001	Low	Low	Low	Low	Low	Low	Low

Main findings

Corticosteroids

[See Summary of findings Table 1, Appendix 1](#)

We identified 16 RCTs including 9,246 participants in which systemic corticosteroids (dexamethasone, methylprednisolone, or hydrocortisone) were compared against standard of care or other treatments. Ten of these trials provided information on relevant outcomes. The RECOVERY trial was the biggest with 2,104 patients assigned to dexamethasone and 4,321 to standard of care. All 10 studies included patients with severe to critical disease, as shown by the fact that mortality in the control groups ranged from 14.2% to 61.4%. In the RECOVERY trial, a subgroup analysis which stratified patients by the amount of baseline respiratory support they received, showed significant differences favoring those with oxygen requirements. However, as mortality was high in the subgroup of patients that did not receive baseline oxygen treatment (14%), we decided to adopt a conservative approach and include the primary analysis considering all randomized patients. Our results showed:

- Corticosteroids probably reduce mortality, RR 0.90 (95%CI 0.80 to 1.02); RD -1.6% (95%CI -3.2% to 0.3%); Moderate certainty ⊕⊕⊕○ (Figure 2)
- Corticosteroids probably reduce invasive mechanical ventilation requirement, RR 0.87 (95%CI 0.72 to 1.05); RD -2.2% (95%CI -4.8% to 0.8%); Moderate certainty ⊕⊕⊕○
- Corticosteroids may improve time-to-symptom resolution, RR 1.27 (95%CI 0.98 to 1.65); RD 16.3% (95%CI -1.2% to 39.4%); Low certainty ⊕⊕○○
- Corticosteroids may not significantly increase the risk of severe adverse events, RR 0.89 (95%CI 0.68 to 1.17); RD -1.1% (95%CI -3.3% to 1.7%); Low certainty ⊕⊕○○
- Results were consistent with trials in which corticosteroids were used to treat non COVID-19 patients with ARDS. No significant differences between subgroups of studies using different corticosteroids were observed. (Figures 3 and 4)
- High-dose corticosteroids (i.e., dexamethasone 12 mg a day) may reduce mortality compared to standard-dose corticosteroids (i.e., dexamethasone 6 mg a day), RR 0.75 (95%CI 0.50 to 1.13); RD -4% (95%CI -8% to 2.1%); Low certainty ⊕⊕○○ (Figure 5)
- High-dose corticosteroids (i.e., dexamethasone 12 mg a day) may not increase severe adverse events compared to standard-dose corticosteroids (i.e., dexamethasone 6 mg a day), RR 0.85 (95%CI 0.61 to 1.19); RD -1.5% (95%CI -4% to 1.9%); Low certainty ⊕⊕○○

Figure 2. All-cause mortality in RCTs comparing corticosteroids with standard of care for treatment of patients with COVID-19

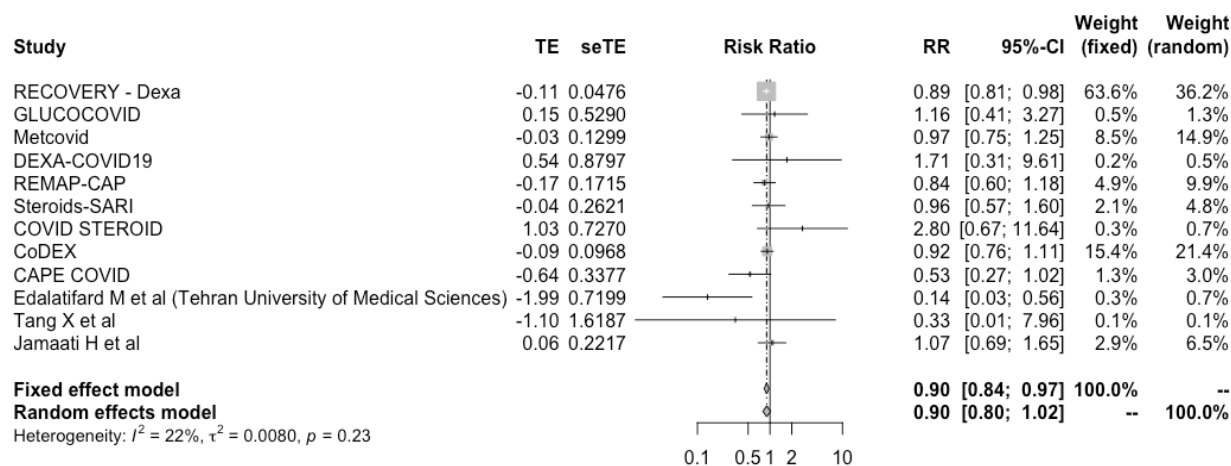


Figure 3. All-cause mortality in RCTs comparing corticosteroids with standard of care for treatment of patients with COVID-19 or ARDS without COVID-19

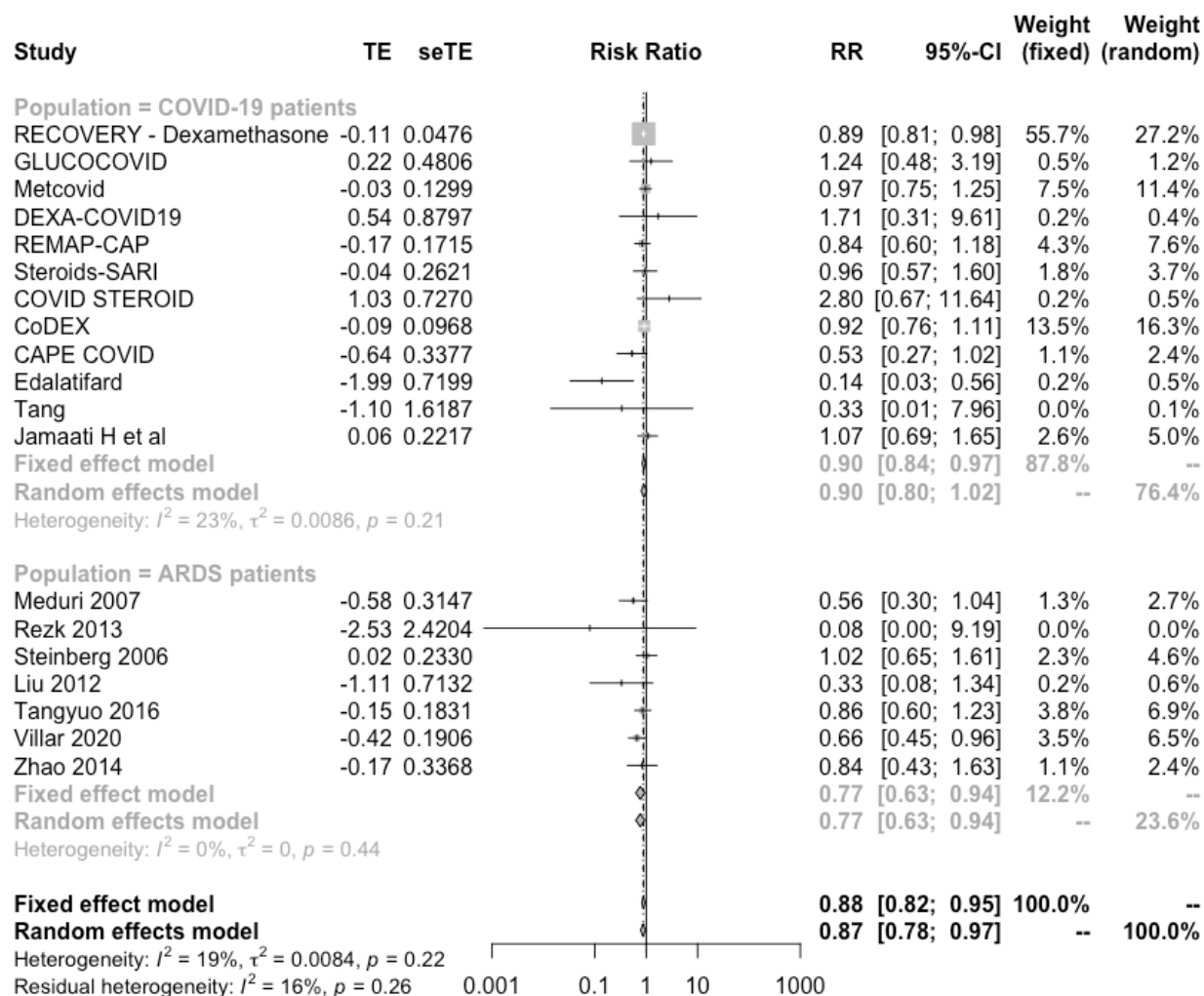


Figure 4. All-cause mortality by type of corticosteroids in RCTs using comparison with standard of care for treatment of patients with COVID-19 or ARDS without COVID-19

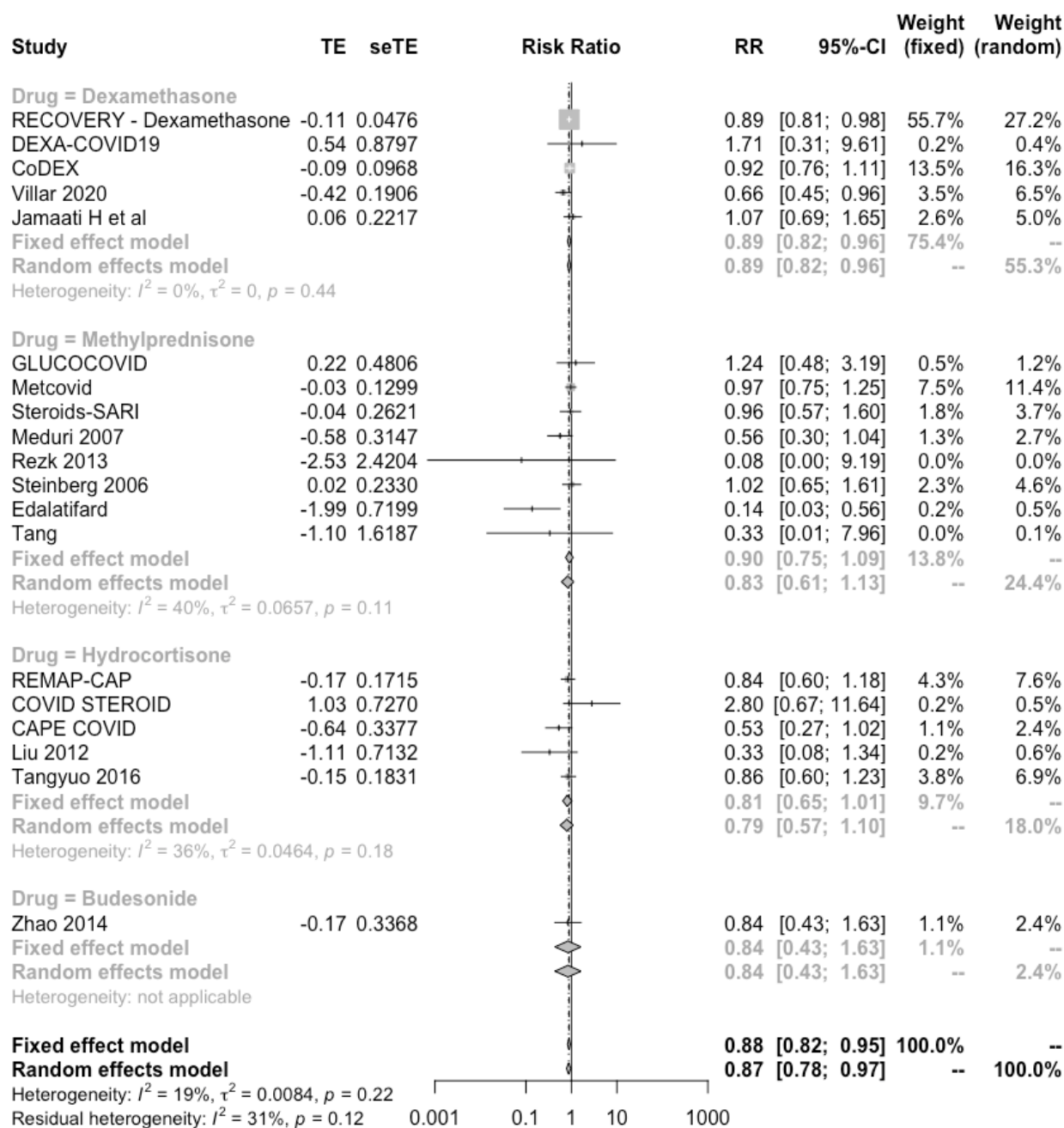
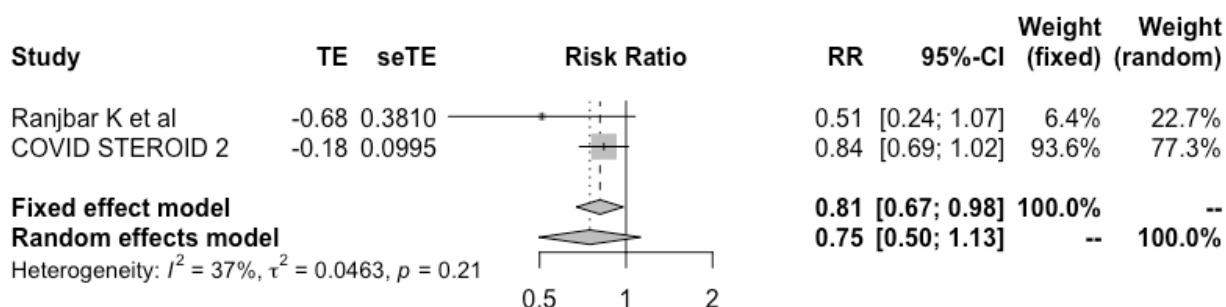


Figure 5. All-cause mortality in RCTs comparing high-dose corticosteroids (i.e., dexamethasone 12 mg a day) with standard-dose corticosteroids (i.e., dexamethasone 6 mg a day) in patients with COVID-19



Remdesivir

[See Summary of findings Table 2, Appendix 1](#)

We identified five RCTs including 7,400 patients in which remdesivir was compared against standard of care or other treatments. In addition, we identified one study that compared different remdesivir dosage schemes. The WHO SOLIDARITY trial was the biggest with 2,734 patients assigned to remdesivir and 2,708 to standard of care. Five studies included patients with severe disease as shown by the fact that mortality in the control groups ranged from 8.3% to 12.6%, and one study included non-severe patients with 2% mortality in the control arm. Our results showed:

- Remdesivir may slightly reduce mortality, RR 0.95 (95%CI 0.83 to 1.08); RD -0.8% (95%CI -2.7% to 1.3%); Low certainty ⊕⊕○○ (Figure 6)
- Remdesivir may reduce invasive mechanical ventilation requirement, RR 0.71 (95%CI 0.43 to 1.18); RD -5% (95%CI -9.9% to 3.1%); Low certainty ⊕⊕○○ (Figure 7)
- Remdesivir may improve time to symptom resolution, RR 1.17 (95%CI 1.03 to 1.33); RD 10.3% (95%CI 1.8% to 20%); Low certainty ⊕⊕○○ (Figure 8)
- Remdesivir may not significantly increase the risk of severe adverse events, RR 0.8 (95%CI 0.48 to 1.33); RD -2% (95%CI -5.3% to 3.4%); Low certainty ⊕⊕○○

Figure 6. All-cause mortality with remdesivir use vs. standard of care in randomized control trials including COVID-19 patients

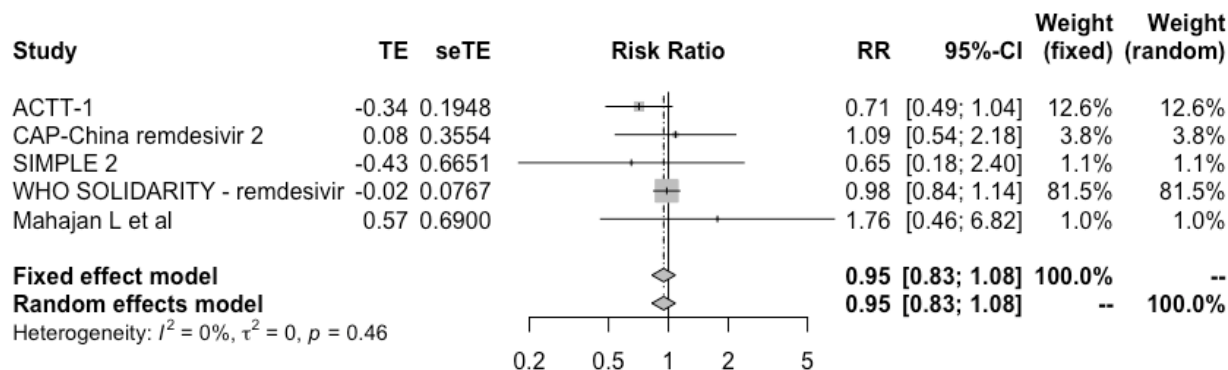


Figure 7. Invasive mechanical ventilation requirements in RCTs comparing remdesivir with standard of care for treatment of patients with COVID-19

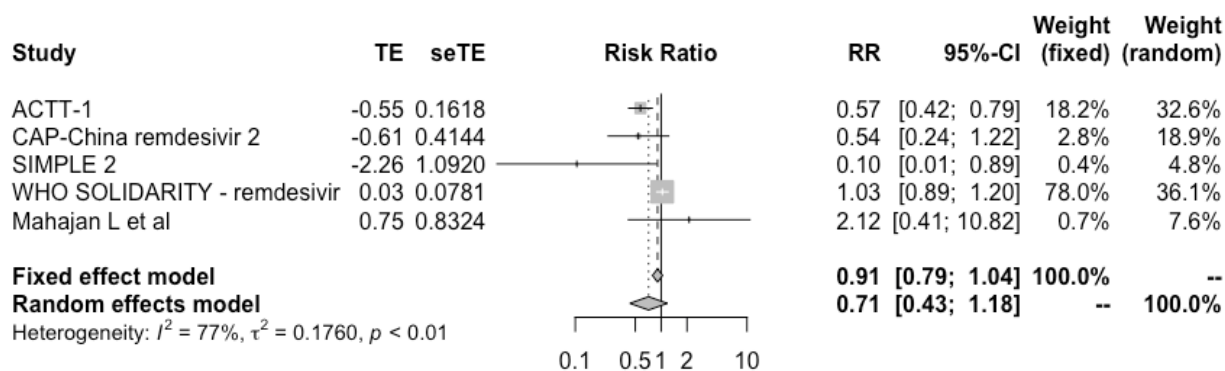
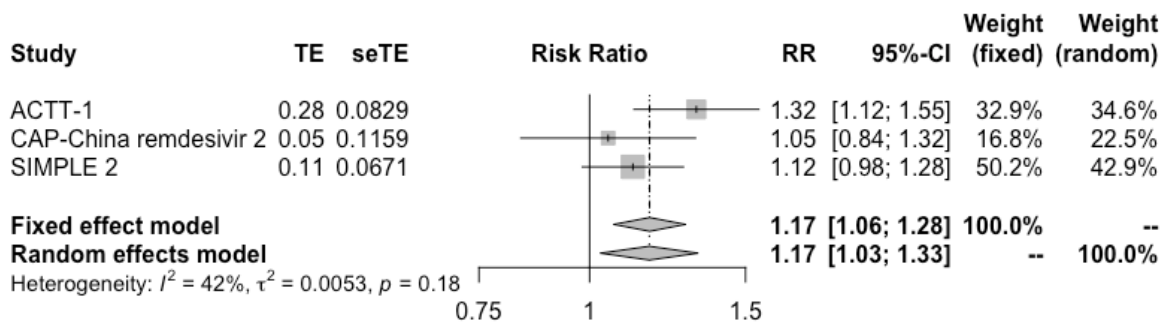


Figure 8. Symptom resolution or improvement in RCTs comparing remdesivir with standard of care for treatment of patients with COVID-19



Hydroxychloroquine and Chloroquine

[See Summary of findings Table 3, Appendix 1](#)

We identified 49 RCTs including 21,859 patients in which hydroxychloroquine or chloroquine were compared against standard of care or other treatments. The RECOVERY trial was the biggest with 1,561 patients assigned to dexamethasone and 3,155 to standard of care. In both the RECOVERY and SOLIDARITY trials, patients had severe disease as shown by the high mortality risk in control arms (24.9% and 9.2%, respectively). The remaining studies included patients with non-severe disease, as shown by the lower mortality risk in control arms, ranging from 0 to 5.2%. Additionally, we identified nine studies in which hydroxychloroquine was used in healthy persons to prevent COVID-19 infection. Our results showed:

- Hydroxychloroquine or chloroquine probably increase mortality, RR 1.07 (95%CI 0.98 to 1.17); RD 1.1% (95%CI -0.3% to 2.7%); Moderate certainty ⊕⊕⊕○ (Figure 9)
- Hydroxychloroquine or chloroquine probably does not reduce invasive mechanical ventilation requirement; RR 1.07 (95%CI 0.93 to 1.24); RD 1.2% (95%CI -1.2% to 4.2%); Moderate certainty ⊕⊕⊕○
- Hydroxychloroquine or chloroquine probably does not improve time to symptom resolution, RR 1.02 (95%CI 0.94 to 1.1); RD 1.2% (95%CI -3.6% to 6.1%); Moderate certainty ⊕⊕⊕○
- Hydroxychloroquine or chloroquine may reduce COVID-19 symptomatic infection in exposed individuals, RR 0.85 (95%CI 0.72 to 1.01); RD -2.6% (95%CI -4.9% to 0.2%); Low certainty ⊕⊕○○ (Figure 10) (based on low risk of bias studies)
- Hydroxychloroquine or chloroquine may not significantly increase the risk of severe adverse events, RR 0.94 (95%CI 0.66 to 1.34); RD -0.6% (95%CI -3.5% to 3.5%); Low certainty ⊕⊕○○
- It is uncertain if hydroxychloroquine or chloroquine affects hospitalizations in patients with mild COVID-19, RR 0.91 (95%CI 0.56 to 1.47); RD -0.7% (95%CI -3.3% to 3.5%); Very low certainty ⊕○○○

Figure 9. All-cause mortality in RCTs comparing hydroxychloroquine or chloroquine with standard of care in patients with COVID-19

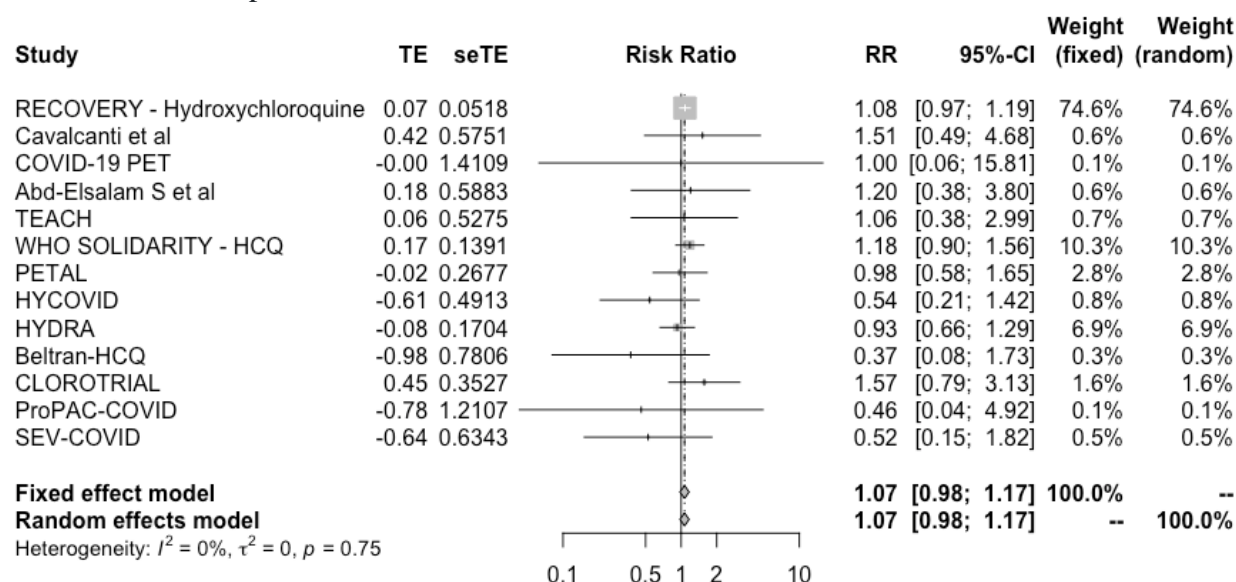
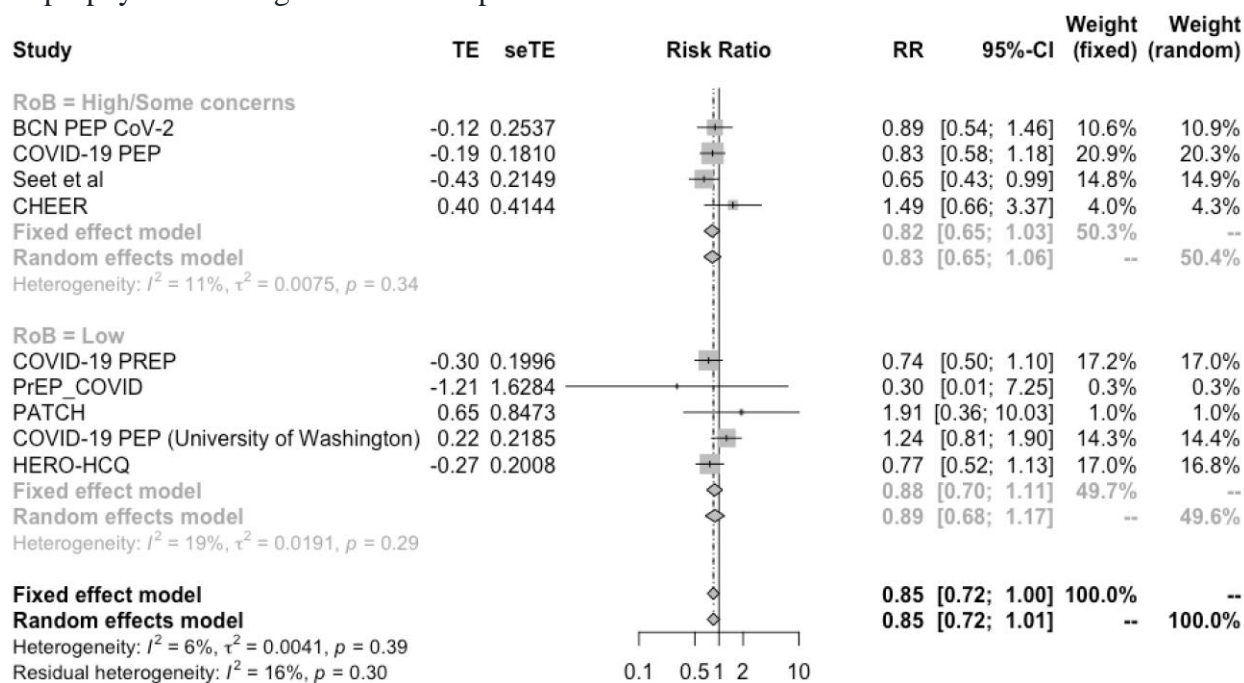


Figure 10. Symptomatic infection in RCTs comparing hydroxychloroquine or chloroquine with no prophylaxis among individuals exposed to COVID-19



In addition, we identified a systematic review¹⁰ that included 12 unpublished studies providing information on mortality outcome. Overall pooled estimates did not differ when including unpublished information (OR 1.08, 95%CI 0.99 to 1.18).

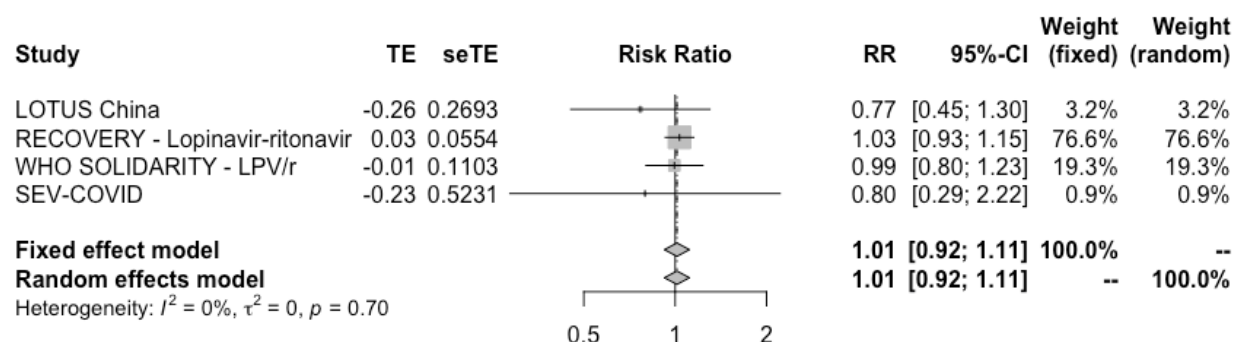
Lopinavir-ritonavir

[See Summary of findings Table 4, Appendix 1](#)

We identified 15 RCTs including 9,782 patients in which lopinavir-ritonavir was compared against standard of care or other treatments. The RECOVERY trial was the biggest with 1,616 patients assigned to dexamethasone and 3,424 to standard of care. Three studies provided information on mortality outcome, all of which included patients with severe disease, as shown by the mortality risk in control arms, which ranged from 10.6% to 25%. Our results showed:

- Lopinavir-ritonavir probably does not reduce mortality, RR 1.01 (95%CI 0.92 to 1.11); RD 0.2% (95%CI -1.3% to 1.8%); Moderate certainty ⊕⊕⊕○ (Figure 11)
- Lopinavir-ritonavir does not reduce invasive mechanical ventilation requirement; RR 1.07 (95%CI 0.98 to 1.17); RD 1.2% (95%CI -0.3% to 2.9%); High certainty ⊕⊕⊕⊕
- Lopinavir-ritonavir probably does not improve symptom resolution or improvement; RR 1.03 (95%CI 0.92 to 1.15); RD 1.8% (95%CI -4.8% to 9%); Moderate certainty ⊕⊕⊕○
- Lopinavir-ritonavir may not increase the risk of severe adverse events, RR 0.6 (95%CI 0.37 to 0.98); RD -4.1% (95%CI -6.5% to -0.2%); Low certainty ⊕⊕○○○
- It is uncertain if lopinavir-ritonavir increases or decreases symptomatic infections in exposed individuals, RR 1.40 (95%CI 0.78 to 2.54); RD 1.8% (95%CI -3.8% to -26.8%); Very low certainty ⊕○○○○
- It is uncertain if lopinavir-ritonavir increases or decreases hospitalizations, RR 1.24 (95%CI 0.6 to 2.56); RD 1.8% (95%CI -3% to -11.6%); Very low certainty ⊕○○○○

Figure 11. All-cause mortality in RCTs comparing lopinavir–ritonavir with standard of care for treatment of patients with COVID-19



Convalescent plasma

[See summary of findings Table 5 in appendix 1](#)

We identified 24 RCTs including 17,930 patients in which convalescent plasma was compared against standard of care or other treatments. RECOVERY was the largest study including 11,588 patients. Most studies (21/24) included severely ill patients, as shown by the mortality rate in the control arms, ranging from 8.5% to 53%. The remaining studies included patients with recent onset symptoms and reported a control-arm mortality rate of 0.4% to 6.6%. Convalescent plasma was administered in one or two infusions to symptomatic patients in all cases. Our results showed:

- Convalescent plasma does not reduce mortality, RR 1 (95%CI 0.94 to 1.06); RD 0% (95%CI -1% to 1%); High certainty ⊕⊕⊕⊕ (Figure 12) (based on low risk of bias studies)
- Convalescent plasma does not significantly reduce invasive mechanical ventilation requirements, RR 1.05 (95% CI 0.94 to 1.17); RD 0.8% (95%CI -1% to 2.9%); High certainty ⊕⊕⊕⊕.
- Convalescent plasma probably does not improve symptom resolution or improvement, RR 0.99 (95% CI 0.94 to 1.05); RD -0.6% (95%CI -3.6% to 3%); Moderate certainty ⊕⊕⊕○
- Convalescent plasma probably increases severe adverse events, RR 1.38 (95% CI 1.07 to 1.78); RD 3.9% (95%CI 0.7% to 8%); Moderate certainty ⊕⊕⊕○ (Figure 13) (based on low risk of bias studies)
- Convalescent plasma may not significantly reduce hospitalizations, RR 0.90 (95% CI 0.64 to 1.26); RD -0.7% (95%CI -2.7% to 1.9%); Low certainty ⊕⊕○○

Figure 12. All-cause mortality in RCTs comparing convalescent plasma with standard of care for treatment of patients with COVID-19

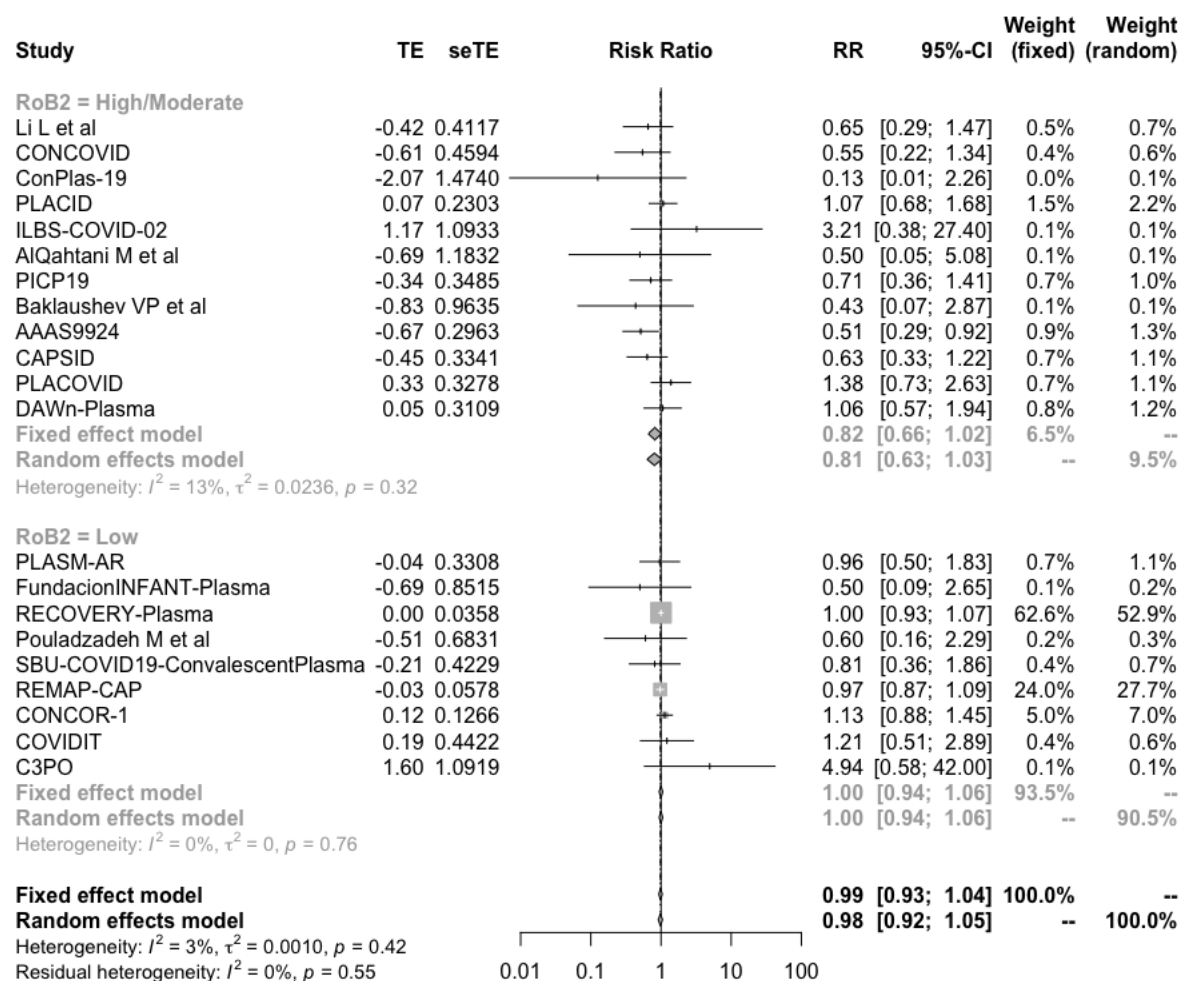
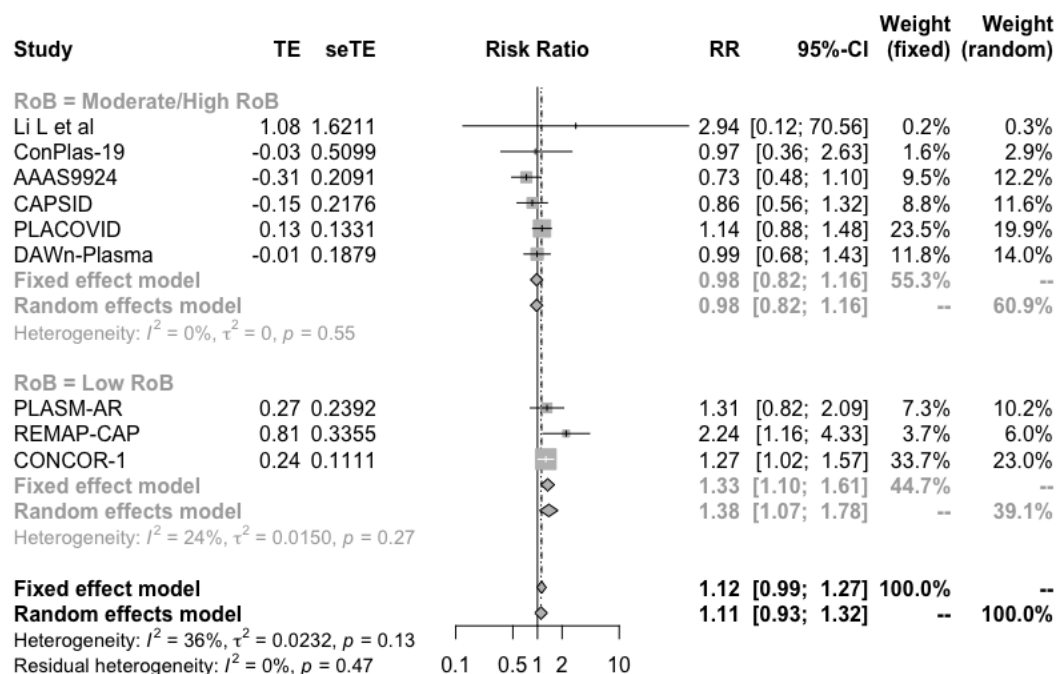


Figure 13. Severe adverse events in RCTs comparing convalescent plasma with standard of care for treatment of patients with COVID-19



In one of the studies, 58 patients were randomized to early administration of convalescent plasma (at the time they were randomized) or late administration (only if clinical deterioration was observed). All patients in the early arm received the treatment, while just 43.3% of patients received it in the late arm. Results showed no mortality reduction (OR 4.22, 95%CI 0.33 to 53.57) nor reduction in the need for invasive mechanical ventilation requirement reduction (OR 2.98, 95%CI 0.41 to 21.57) with early infusion. However, the certainty of the evidence was very low $\oplus\oplus\oplus\oplus$ because of imprecision. In addition, no significant differences were observed in the subgroup of patients treated early (< 4 days since the beginning of symptoms) versus late (> 4 days since the beginning of symptoms) with convalescent plasma, in the RECOVERY trial.

Tocilizumab

[See Summary of findings Table 6 in Appendix 1](#)

We identified 26 RCTs including 9,029 patients in which tocilizumab was compared against standard of care or other interventions. Twenty studies reported on the mortality outcome, including the RECOVERY study that recruited 4,116 patients. All studies included severe patients

but some excluded critical patients. The proportion of critical patients in those studies that included them was 16.5% to 47.5%. Our results showed:

- Tocilizumab probably reduces mortality, RR 0.85 (95%CI 0.79 to 0.93); RD -2.4% (95%CI -3.4% to -1.1%); Moderate certainty ⊕⊕⊕⊕ (Figure 14)
- Tocilizumab reduces invasive mechanical ventilation requirements, RR 0.83 (95%CI 0.78 to 0.90); RD -2.9% (95%CI -3.8% to -1.7%); High certainty ⊕⊕⊕⊕ (Figure 15)
- Tocilizumab may improve time to symptom resolution, RR 1.1 (95%CI 1.02 to 1.2); RD 6.1% (95%CI 1.2% to 12.1%); Low certainty ⊕⊕○○
- Tocilizumab probably does not significantly increase severe adverse events at 28-30 days, RR 0.94 (95%CI 0.85 to 1.05); RD -0.6% (95%CI -1.5% to 0.5%); Moderate certainty ⊕⊕⊕○

Figure 14. All-cause mortality in RCTs comparing tocilizumab with standard of care for treatment of patients with COVID-19

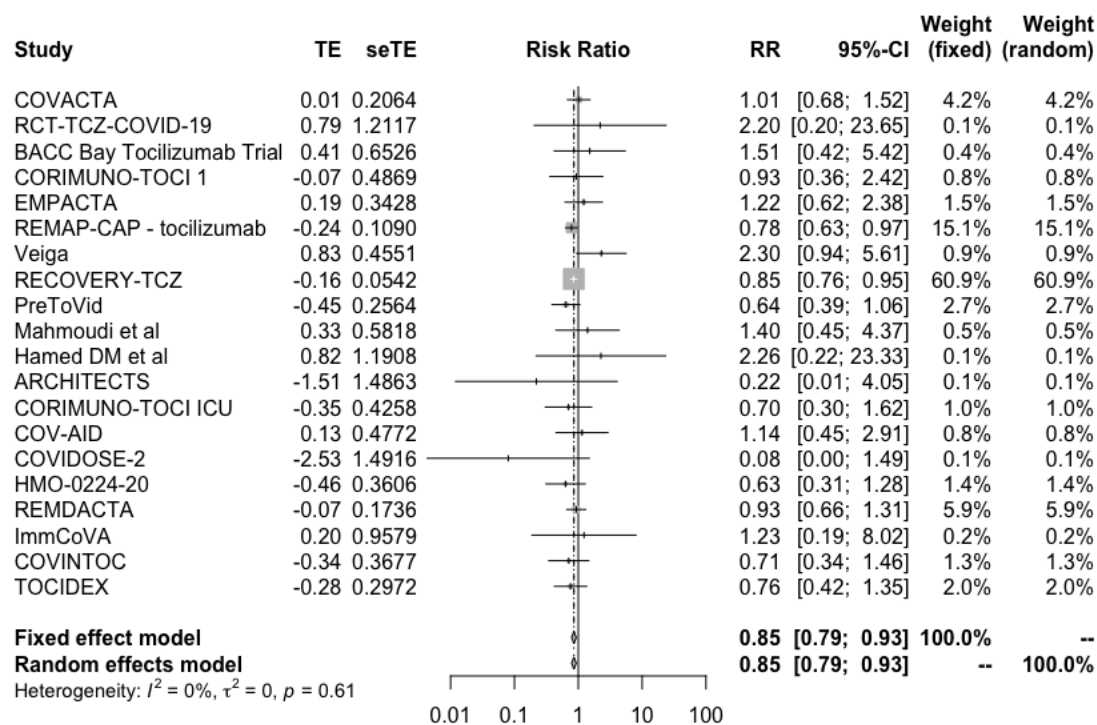
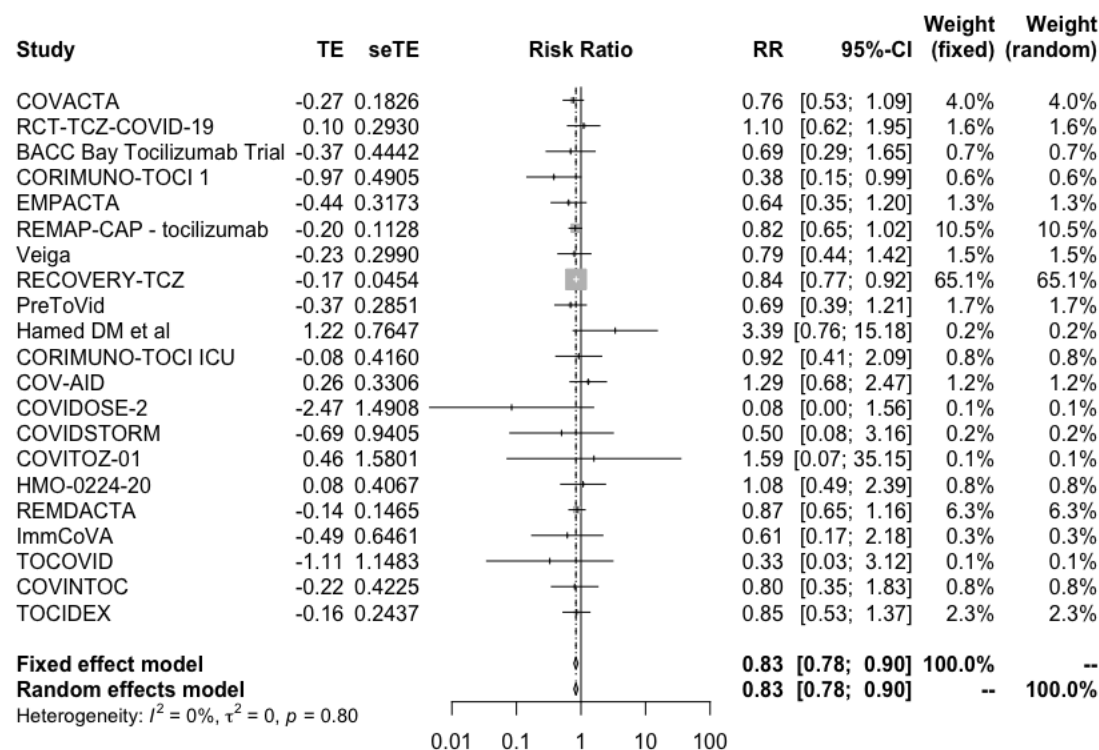


Figure 15. Mechanical ventilation requirement in RCTs comparing tocilizumab with standard of care for treatment of patients with COVID-19



A subgroup analysis, performed in the RECOVERY trial, comparing the effect of tocilizumab in severe and critical patients, did not suggest a subgroup modification effect according to baseline disease severity ($p=0.52$).

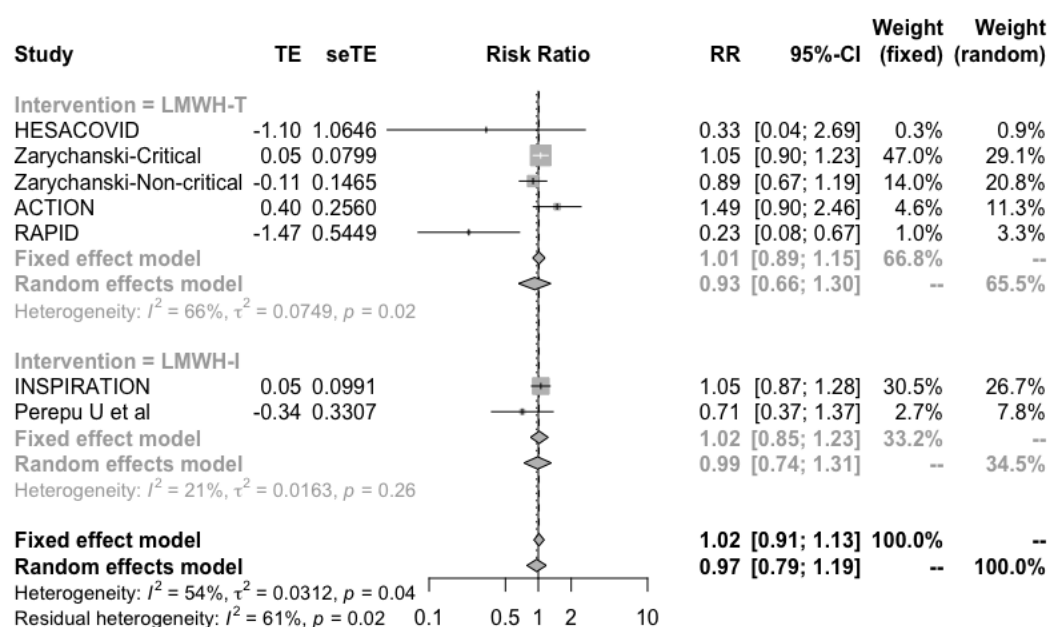
Anticoagulants

[See Summary of findings Table 7, Appendix 1](#)

Thromboembolic complications in patients infected with COVID-19 are relatively frequent.¹¹ As for hospitalized patients with severe medical conditions, current guidelines recommend thromboprophylaxis measures should be used for inpatients with COVID-19 infection.¹² Regarding the best thromboprophylactic scheme, we identified seven RCTs including 5,152 patients that compared anticoagulants in intermediate (i.e., enoxaparin 1 mg/kg a day) or full dose (i.e., enoxaparin 1 mg/kg twice a day) versus prophylactic dose (i.e., enoxaparin 40 mg a day). All studies included hospitalized patients with COVID-19. Our results showed:

- Anticoagulants in intermediate dose or full dose probably does not reduce mortality in comparison with prophylactic dose, RR 0.97 (95%CI 0.79 to 1.19); RD -0.5% (95%CI -3.4% to 3%); Moderate certainty ⊕⊕⊕○ (Figure 16)
- Anticoagulants in intermediate dose may not reduce venous thromboembolic events in comparison with prophylactic dose, RR 1.02 (95%CI 0.53 to 1.96); RD 0.1% (95%CI -3.3% to 6.7%); Low certainty ⊕⊕○○
- Anticoagulants in full dose probably reduce venous thromboembolic events in comparison with prophylactic dose, RR 0.59 (95%CI 0.44 to 0.79); RD -2.9% (95%CI -3.9% to -1.5%); Moderate certainty ⊕⊕⊕○
- Anticoagulants in intermediate dose or full dose probably increase major bleeding in comparison with prophylactic dose, RR 1.72 (95%CI 1.14 to 2.61); RD 1.4% (95%CI 0.3% to 3.1%); Moderate certainty ⊕⊕⊕○

Figure 16. All-cause mortality in RCTs using anticoagulants in therapeutic dose, intermediate dose or prophylactic dose for treatment of hospitalized patients with COVID-19



Although the subgroup of noncritical patients reported by Zarychanski et al showed a trend toward less mortality in comparison with severe patients, we did not report results according to severity because we consider that the mentioned differential effect is implausible.

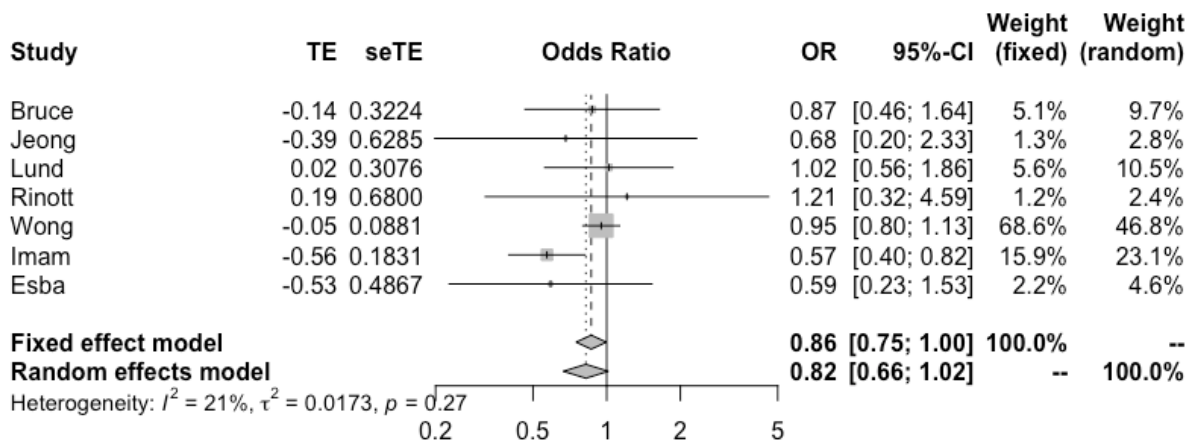
NSAIDs

[See Summary of findings Table 8, Appendix 1](#)

We identified seven non-RCTs including at least 100 patients in which COVID-19 mortality risk was compared between groups of patients exposed to NSAIDs and those that were not. Populations varied between studies. For example, Wong et al. included individuals exposed to COVID-19 (living in a region affected by the pandemic) while other studies included only patients with confirmed COVID-19 infection. Our results showed:

- No association between NSAID exposure and mortality, OR 0.82 (95%CI 0.66 to 1.02); Very low certainty ⊕○○○ (Figure 17)

Figure 17. All-cause mortality in non-RCTs comparing exposure to NSAIDs with no exposure in individuals exposed to or infected with COVID-19



Interferon Beta-1a

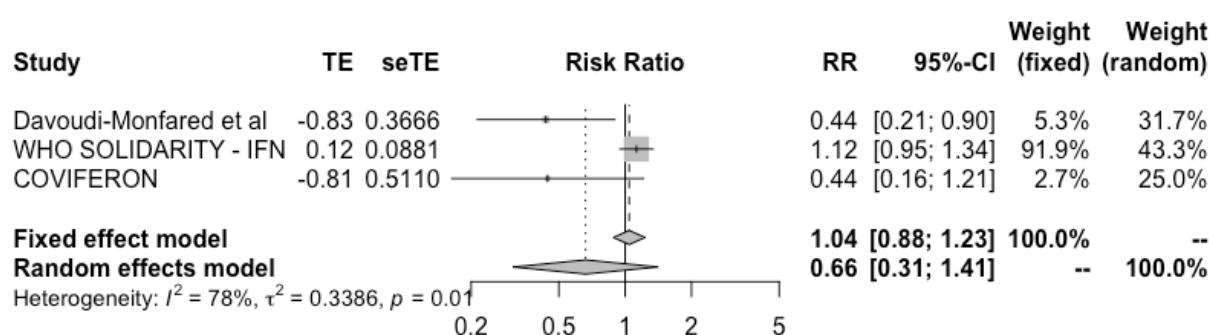
[See Summary of findings Table 9, Appendix 1](#)

We identified five RCTs including 4,487 patients in which interferon beta-1a was compared against standard of care or other treatments and informed on mortality outcome. The WHO SOLIDARITY trial was the biggest, with 2,050 patients assigned to intervention and 2,050 to control. The studies included severe patients, as shown by the fact that mortality in the control arms ranged from 10.5% to 45%. Our results showed:

- Interferon beta-1a (subcutaneous) probably does not reduce mortality, RR 1.04 (95%CI 0.88 to 1.23); RD 0.6% (95%CI -1.9% to 3.7%); Moderate certainty ⊕⊕⊕○ (Figure 18)

- Interferon beta-1a (subcutaneous) probably does not reduce invasive mechanical ventilation requirements, RR 0.98 (95%CI 0.83 to 1.16); RD -0.3% (95%CI -2.9% to 2.8%); Moderate certainty ⊕⊕⊕○
- It is uncertain if interferon beta-1a (subcutaneous) affects symptom resolution or improvement; HR 1.1 (95%CI 0.64 to 1.87); RD 6% (95%CI -21.8% to 52.7%); Very low certainty ⊕○○○
- Interferon beta-1a (inhaled) may increase symptom resolution or improvement, HR 2.19 (95%CI 1.03 to 4.69); RD 26.4% (95%CI 1.1% to 38.1%); Low certainty ⊕⊕○○

Figure 18. All-cause mortality with IFN beta-1a vs. standard of care in randomized studies including COVID-19 patients



Bamlanivimab +/- etesevimab (monoclonal antibody)

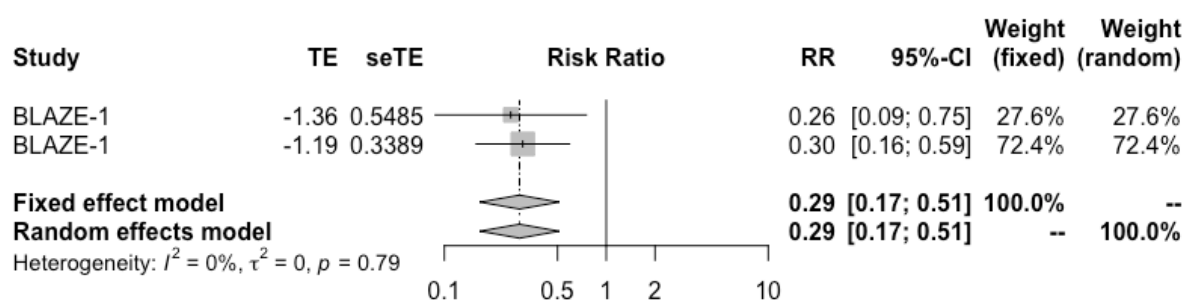
[See Summary of findings Table 10, Appendix 1](#)

We identified seven RCTs including 5,147 patients in which bamlanivimab was compared against standard of care. Three studies included patients with mild to moderate COVID-19 and one included exposed individuals and assessed bamlanivimab as a prophylactic intervention. Our results showed:

- It is uncertain if bamlanivimab reduces mortality or mechanical ventilation requirements; RR 0.68 (95%CI 0.17 to 2.8); RD -5.1% (95%CI -13.2% to 2.8%); Very low certainty ⊕○○○
- Bamlanivimab probably does not significantly improve time to symptom resolution, RR 1.02 (95%CI 0.99 to 1.06); RD 1.2% (95%CI 3.6% to 5.4%); Moderate certainty ⊕⊕⊕○
- Bamlanivimab probably decreases symptomatic infection in exposed individuals, RR 0.56 (95%CI 0.39 to 0.81); RD -7.6% (95%CI -10.6% to -3.6%); Moderate certainty ⊕⊕⊕○

- Bamlanivimab may increase severe adverse events; RR 1.16 (95%CI 0.76 to 1.78); RD 1.6% (95%CI -0.2% to -7.9%); Low certainty ⊕⊕○○
- Bamlanivimab probably reduces hospitalizations in patients with non-severe disease; RR 0.29 (95%CI 0.17 to 0.51); RD -5.2% (95%CI -6.1% to -3.6%); Moderate certainty ⊕⊕⊕○ (Figure 19)

Figure 19. Hospitalizations with bamanivimab vs. standard of care in randomized studies including COVID-19 patients



In addition, one study that compared bamlanivimab +/- etesevimab against REGEN-COV (casirivimab and imdevimab) in non-severe patients with risk factors for severity reported no important differences in hospitalizations.

Favipiravir

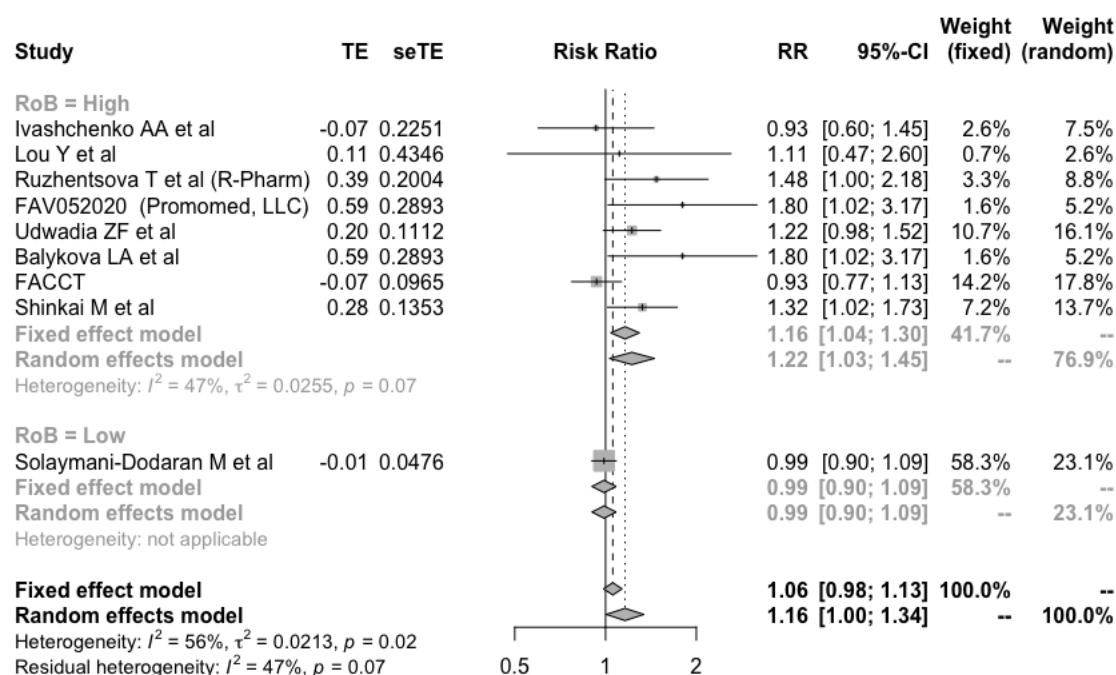
[See Summary of findings Table 11, Appendix 1](#)

We identified 15 RCTs including 2,184 patients in which favipiravir was compared against standard of care or other treatments. Seven studies reported on favipiravir with or without HCQ versus standard of care, two studies reported on favipiravir vs HCQ or CQ, one study reported on favipiravir vs lopinavir ritonavir and the remaining studies compared favipiravir against other active interventions. As there is moderate to high certainty that HCQ and lopinavir-ritonavir are not related to significant benefits, we assumed those interventions as equivalent to standard of care. Our results showed:

- Favipiravir may not reduce mortality; RR 1.09 (95%CI 0.72 to 1.64); RD 1.4% (95%CI -4.5% to 10.2%); Low certainty ⊕⊕○○
- Favipiravir may not reduce mechanical ventilation requirements; RR 1.24 (95%CI 0.72 to 2.12); RD 4.2% (95%CI -4.8% to 19.5%); Low certainty ⊕⊕○○

- Favipiravir probably does not increase symptom resolution or improvement, RR 0.99 (95%CI 0.9 to 1.09); RD -0.6% (95%CI -6% to 5.6%); Moderate certainty ⊕⊕⊕○ (Figure 20) (based on low risk of bias studies)
- It is uncertain if favipiravir increases the risk of severe adverse events; RR 0.64 (95%CI 0.29 to 1.41); RD -3.7% (95%CI -7.2% to 4.2%); Very low certainty ⊕○○○
- It is uncertain if favipiravir affects hospitalizations in patients with non-severe disease; RR 0.75 (95%CI 0.13 to 4.36); RD -1.8% (95%CI -6.4% to 24.9%); Very low certainty ⊕○○○

Figure 20. Symptom resolution at 7-15 days in randomized studies comparing favipiravir with standard of care in patient with COVID-19



Ivermectin

[See Summary of findings Table 12, Appendix 1](#)

We identified 32 RCTs including 5,592 patients in which ivermectin was compared against standard of care or other treatments. Studies included patients with mild to severe disease, as shown by the mortality rates in the control arms, which ranged from 0% to 21.7%. Most studies did not report on clinically important outcomes and most of the ones that did have important methodological limitations including inappropriate randomization process and lack or unclear report of allocation concealment. Our results showed:

- Ivermectin may not significantly reduce mortality, RR 0.96 (95%CI 0.58 to 1.59); RD -0.6% (95%CI -6.7% to 9.4%); Low certainty ⊕⊕○○ (Figure 21) (based on low risk of bias studies)
- Ivermectin may not reduce mechanical ventilation requirements, RR 1.05 (95%CI 0.64 to 1.72); RD 0.9% (95%CI -6.2% to 12.5%); Low certainty ⊕⊕○○
- Ivermectin probably does not improve symptom resolution or improvement, RR 1.02 (95%CI 0.96 to 1.1); RD 1.2% (95%CI -2.4% to 6.1%); Moderate certainty ⊕⊕⊕○ (Figure 22) (based on low risk of bias studies)
- It is uncertain if ivermectin affects symptomatic infection, RR 0.22 (95%CI 0.09 to 0.53); RD -13.6% (95%CI -15.8% to -8.2%); Very low certainty ⊕○○○
- It is uncertain if ivermectin affects severe adverse events, RR 1.04 (95%CI 0.32 to 3.38); RD 0.4% (95%CI -6.9% to 24.2%); Very low certainty ⊕○○○
- Ivermectin may reduce hospitalizations in non-severe patients, RR 0.62 (95%CI 0.36 to 1.07); RD -3.9% (95%CI -6.5% to 0.6%); Low certainty ⊕⊕○○

Figure 21. Mortality in randomized studies comparing ivermectin with standard of care or other treatments in patients with COVID-19

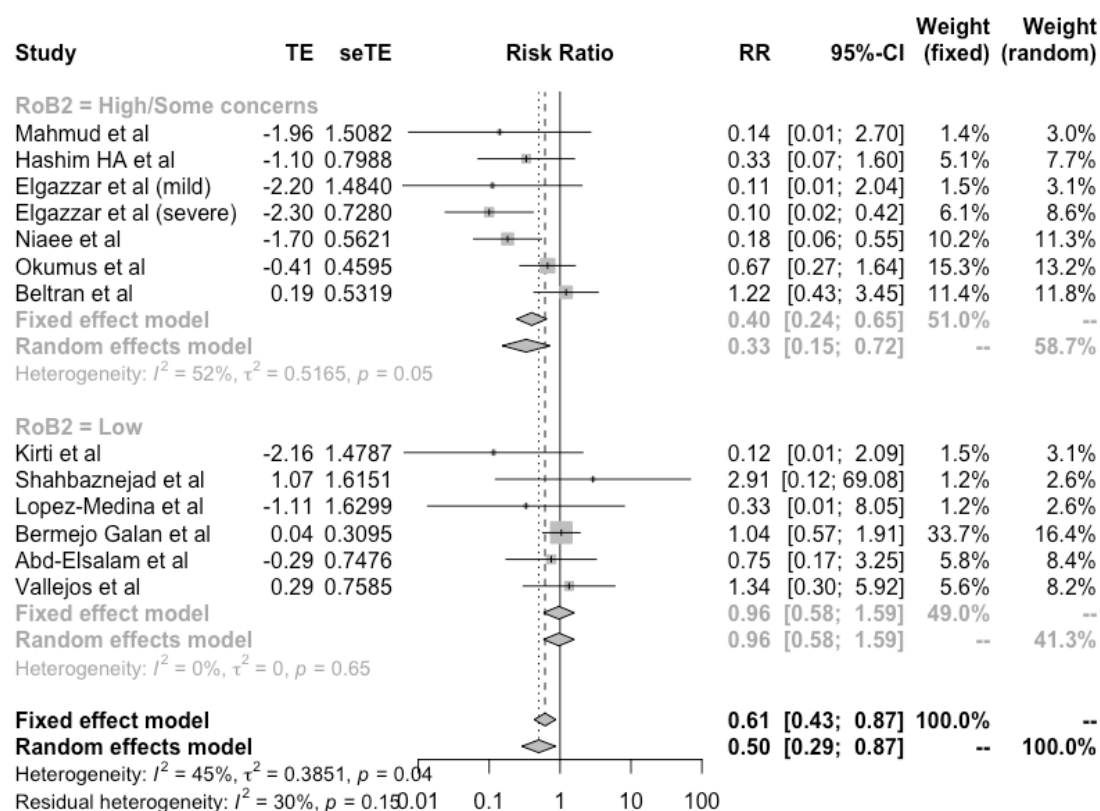
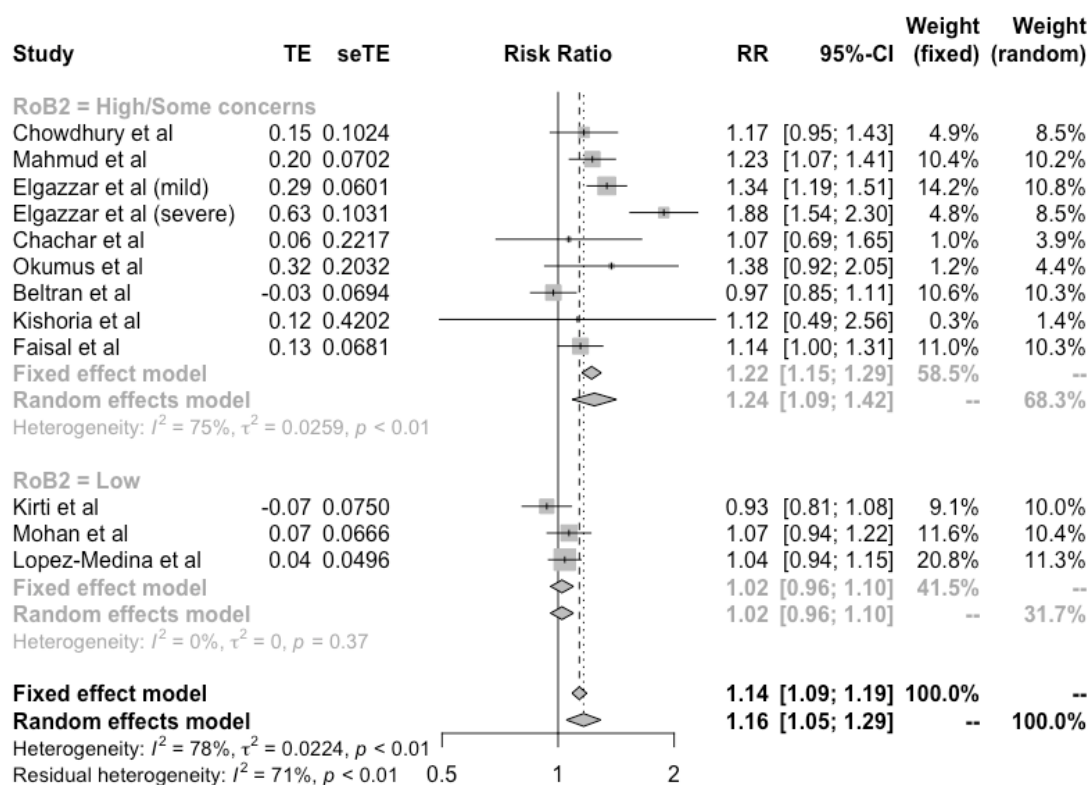


Figure 22. Symptom resolution or improvement in randomized studies comparing ivermectin with standard of care or other treatments in patients with COVID-19



Although pooled estimates suggest significant benefits with ivermectin for some critical outcomes, these are mainly driven by studies with important methodological limitations. Furthermore, results of the studies classified as low risk of bias significantly differ from those classified as high risk of bias which results in significant uncertainty about ivermectin effects. Further research is needed to confirm or discard those findings.

Baricitinib

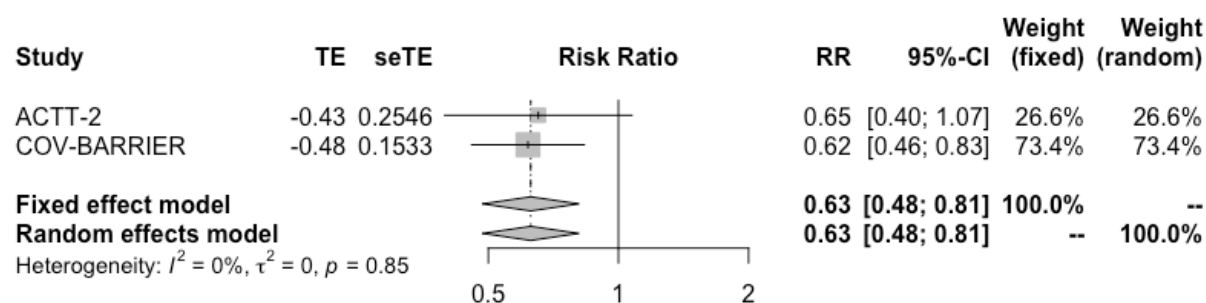
[See Summary of findings Table 13, Appendix 1](#)

We identified two RCTs including 2,558 patients in which baricitinib was compared against standard of care. Both studies included moderate to severe hospitalized patients. Critical patients were excluded. Our results showed:

- Baricitinib may reduce mortality, RR 0.63 (95%CI 0.48 to 0.81); RD -5.9% (95%CI -8.3% to -3%); Moderate certainty ⊕⊕⊕○ (Figure 23)

- Baricitinib may reduce mechanical ventilation, RR 0.66 (95%CI 0.46 to 0.93); RD -5.9% (95%CI -9.2% to -1.2%); Low certainty ⊕⊕○○
- Baricitinib probably increases time to symptom resolution, RR 1.25 (95%CI 1.11 to 1.41); RD 15.1% (95%CI 6.6% to 24.8%); Moderate certainty ⊕⊕⊕○
- Baricitinib may not increase severe adverse events, RR 0.77 (95%CI 0.63 to 0.95); RD -2.3% (95%CI -3.7% to -0.5%); Low certainty ⊕⊕○○

Figure 23. Mortality in randomized studies comparing baricitinib with standard of care in patients with COVID-19



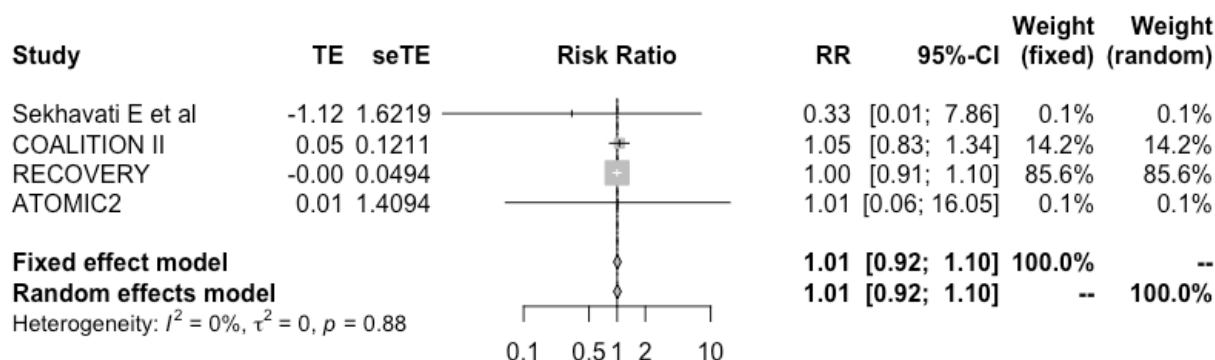
Azithromycin

[See Summary of findings Table 14, Appendix 1](#)

We identified nine RCTs including 10,209 patients in which azithromycin was compared against standard of care or other treatments. RECOVERY trial was the biggest study including 7,762 patients with severe disease (mortality in the control arm 19%). Our results showed:

- Azithromycin probably does not reduce mortality, RR 1.01 (95%CI 0.92 to 1.1); RD 0.2% (95%CI -1.3% to 1.6%); Moderate certainty ⊕⊕⊕○ (Figure 24)
- Azithromycin probably does not reduce mechanical ventilation requirements, RR 0.94 (95%CI 0.78 to 1.13); RD -1% (95%CI -3.8% to 2.2%); Moderate certainty ⊕⊕⊕○
- Azithromycin does not improve time to symptom resolution, RR 1.02 (95%CI 0.99 to 1.04); RD 1.2% (95%CI -0.6% to 2.4%); High certainty ⊕⊕⊕⊕
- It is uncertain if azithromycin increases severe adverse events, RR 1.23 (95%CI 0.51 to 2.96); RD 2.4% (95%CI -5% to 19.9%); Very low certainty ⊕○○○
- Azithromycin may not reduce hospitalizations, RR 0.98 (95%CI 0.52 to 1.86); RD -0.1% (95%CI -3.6% to 6.4%); Low certainty ⊕⊕○○

Figure 24. Mortality in randomized studies comparing azithromycin with standard of care in patients with COVID-19

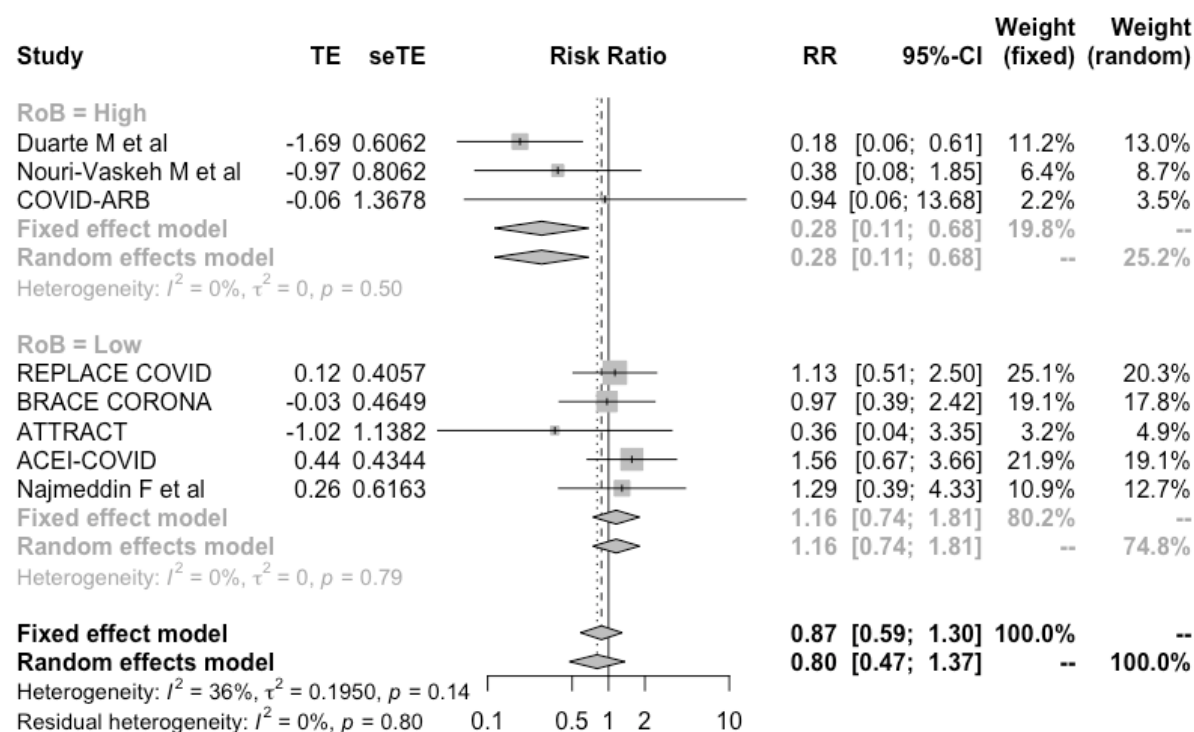


ACEI/ARB initiation or continuation

We identified nine RCTs including 1,547 patients in which patients with COVID-19 were randomized to initiate or continue ACEI/ARB treatment and compared to standard of care or discontinue ACEI/ARB. Our results showed:

- ACEI/ARB initiation or continuation may increase mortality, RR 1.16 (95%CI 0.74 to 1.81); RD 2.6% (95%CI -4.2% to 13%); Low certainty ⊕⊕○○ (Figure 25) (based on low risk of bias studies)
- ACEI/ARB discontinuation may reduce mechanical ventilation requirements, RR 0.92 (95%CI 0.67 to 1.25); RD -1.4% (95%CI -5.7% to 4.3%); Low certainty ⊕⊕○○

Figure 25. Mortality in randomized studies comparing initiation or continuation vs standard of care or discontinuation of ACEI/ARB in patients with COVID-19



Colchicine

[See Summary of findings Table 15, Appendix 1](#)

We identified five RCTs including 16,105 patients in which colchicine was compared against standard of care or other treatments. The COLCORONA trial was the biggest including mild ambulatory patients, with 2,235 patients assigned to intervention and 2,253 to control, and the RECOVERY trial was the biggest including moderate to critical hospitalized patients, with 5,610 patients assigned to intervention and 5,730 assigned to control. Our results showed:

- Colchicine probably does not reduce mortality, RR 1 (95%CI 0.93 to 1.08); RD 0% (95%CI -1.1% to 1.3%); Moderate certainty ⊕⊕⊕○ (Figure 26)
- Colchicine probably does not reduce mechanical ventilation requirements, RR 1.02 (95%CI 0.92 to 1.13); RD 0.3% (95%CI -1.4% to 2.2%); Moderate certainty ⊕⊕⊕○ (Figure 27)

- Colchicine probably does not increase symptom resolution or improvement, RR 0.99 (95%CI 0.96 to 1.01); RD -0.7% (95%CI -2.1% to -0.7%); High certainty ⊕⊕⊕⊕
- Colchicine does not significantly increase severe adverse events, RR 0.78 (95%CI 0.61 to 1); RD -2.2% (95%CI -4% to 0%); High certainty ⊕⊕⊕⊕
- Colchicine may not significantly increase pulmonary embolism, RR 5.55 (95%CI 1.23 to 25); RD 0.4% (95%CI 0.02% to 2.2%); Low certainty ⊕○○○
- Colchicine may reduce hospitalizations in patients with recent onset disease, RR 0.8 (95%CI 0.62 to 1.03); RD -1.5% (95%CI -2.8% to 0.2%); Low certainty ⊕○○○

Figure 26. Mortality in randomized studies comparing colchicine vs standard of care in patients with COVID-19

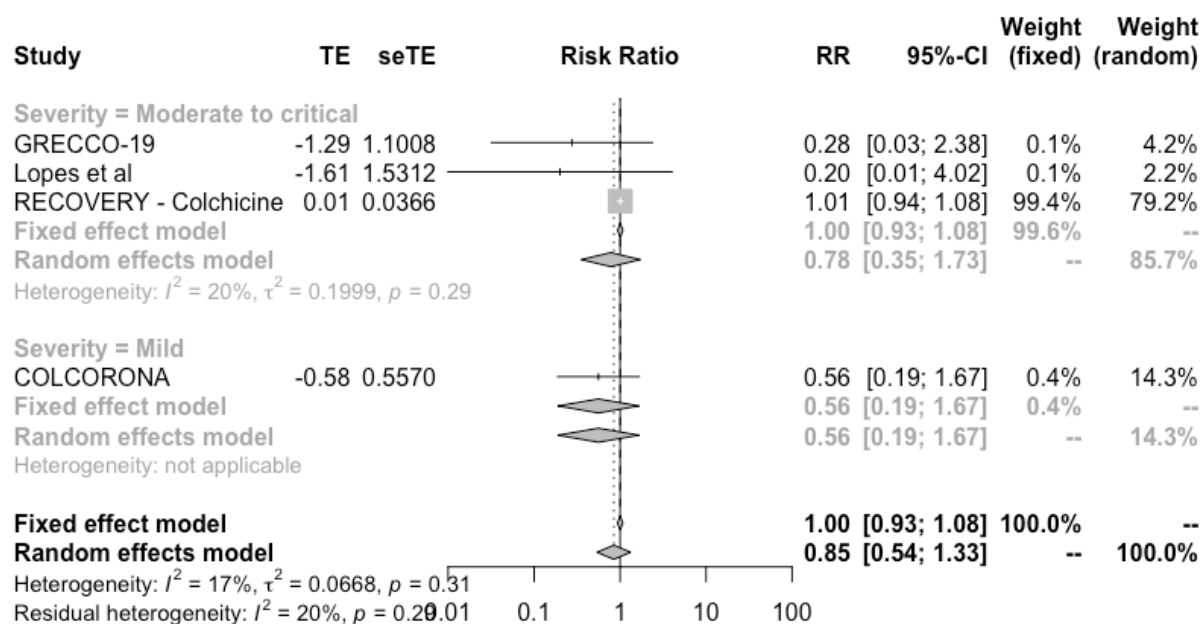
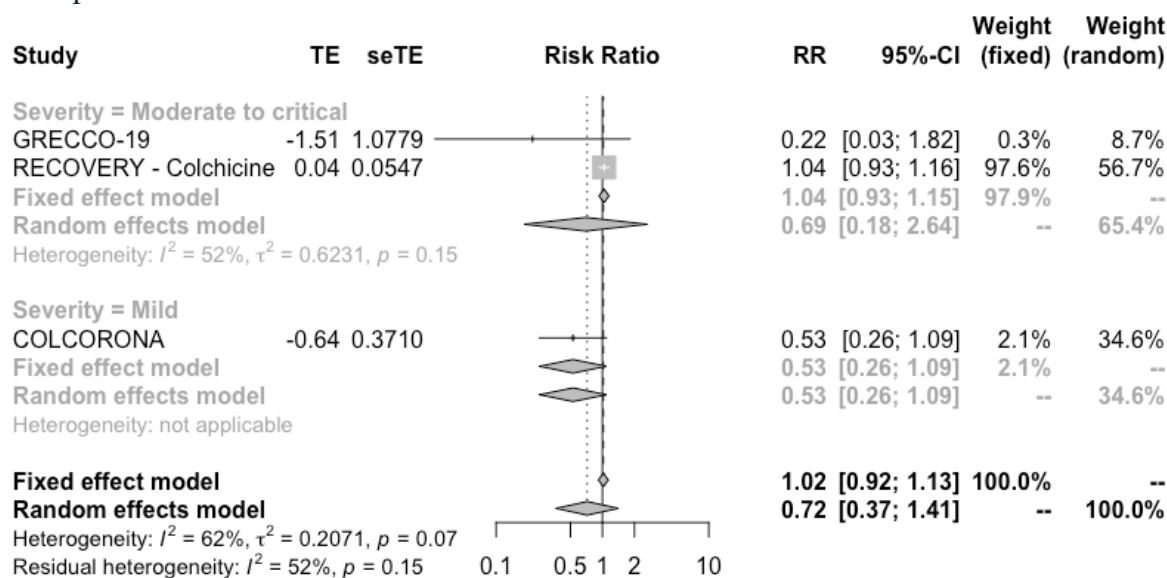


Figure 27. Mechanical ventilation in randomized studies comparing colchicine vs standard of care in patients with COVID-19



Observed results apply mostly to hospitalized patients with moderate to critical disease. The COLCORONA trial that included patients with recent onset mild disease showed a tendency to less hospitalizations, less mortality and less mechanical ventilation requirements. However, the certainty on those potential benefits was low because of very serious imprecision as the number of events was low.

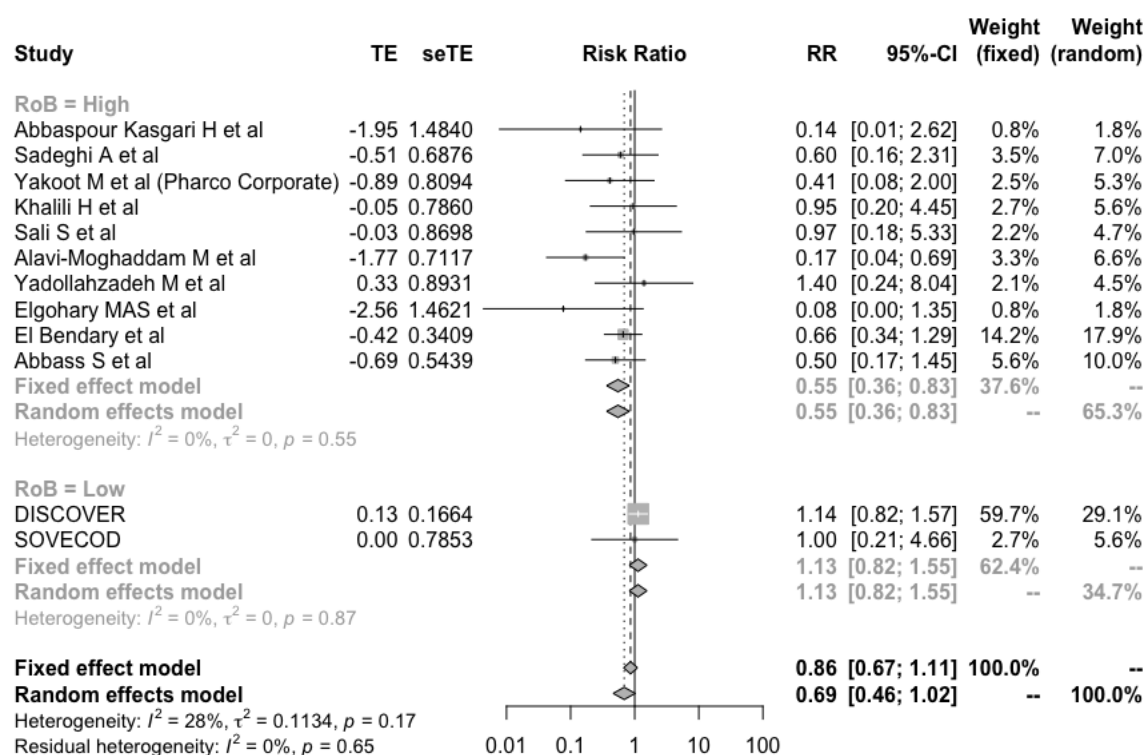
Sofosbuvir +/- daclatasvir, ledipasvir, or velpatasvir

[See Summary of findings Table 16, Appendix 1](#)

We identified 13 RCTs including 2,270 patients in which sofosbuvir alone or in combination with daclatasvir or ledipasvir was compared against standard of care or other treatments. One study compared sofosbuvir alone vs. standard of care, one study compared sofosbuvir + ravidasvir vs. standard of care, one study compared sofosbuvir alone vs. lopinavir-ritonavir, four studies compared sofosbuvir + daclatasvir vs. standard of care, two studies compared sofosbuvir + daclatasvir vs. lopinavir-ritonavir, and two studies compared sofosbuvir + ledipasvir vs. standard of care. As there is moderate to high certainty that lopinavir-ritonavir is not related to significant benefits, we assumed that intervention as equivalent to standard of care. The DISCOVER trial was the biggest, with 1,083 patients and the only one categorized as with low risk of bias. Studies included patients with mild to severe disease. Our results showed:

- Sofosbuvir +/- daclatasvir or ledipasvir may not reduce mortality, RR 1.13 (95%CI 0.82 to 1.55); RD 2% (95%CI -2.9% to 8.8%); Low certainty ⊕⊕○○ (Figure 28) (based on low risk of bias studies)
- Sofosbuvir +/- daclatasvir or ledipasvir may not reduce mechanical ventilation requirements, RR 1.04 (95%CI 0.29 to 3.7); RD 0.7% (95%CI -12.3% to 46.7%); Very low certainty ⊕○○○ (based on low risk of bias studies)
- Sofosbuvir +/- daclatasvir or ledipasvir probably does not improve time to symptom resolution, RR 0.97 (95%CI 0.9 to 1.06); RD -1.8% (95%CI -6% to 3.6%); Moderate certainty ⊕⊕⊕○ (based on low risk of bias studies)

Figure 28. Mortality in randomized studies comparing sofosbuvir +/- daclatasvir or ledipasvir vs standard of care in patients with COVID-19



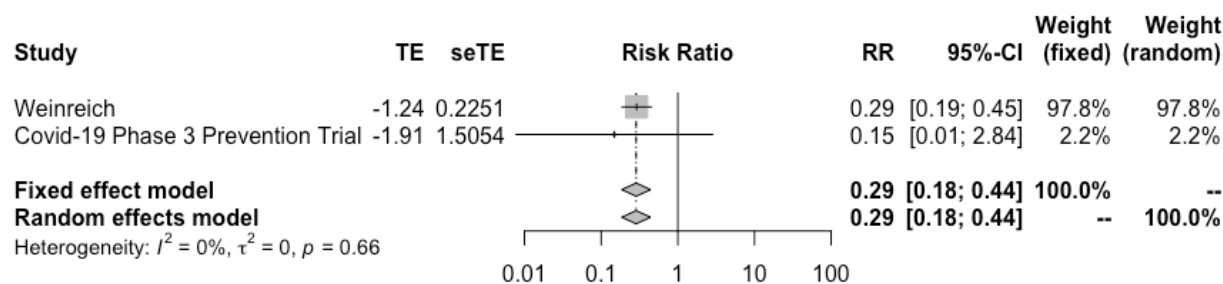
REGEN-COV (casirivimab and imdevimab)

[See Summary of findings Table 17, Appendix 1](#)

We identified five RCTs including 17,609 patients in which REGEN-COV (casirivimab and imdevimab) was compared against standard of care in patients with recent onset COVID-19. RECOVERY trial was the biggest, included severe to critical patients and reported differential effect in seronegative patients at baseline. The other three studies included mild patients with recent onset disease and exposed individuals with negative PCR. Our results showed:

- Overall REGEN-COV probably does not significantly decrease mortality, RR 0.94 (95%CI 0.87 to 1.02); RD -1% (95%CI -2.1% to 0.3%); Moderate certainty ⊕⊕⊕○
- In seronegative patients REGEN-COV probably decreases mortality, RR 0.8 (95%CI 0.7 to 0.91); RD -3.2% (95%CI -4.8% to -1.4%); Moderate certainty ⊕⊕⊕○
- Overall REGEN-COV probably does not significantly decrease mechanical ventilation, RR 0.96 (95%CI 0.89 to 1.03); RD -0.7% (95%CI -1.9% to -0.5%); Moderate certainty ⊕⊕⊕○
- In seronegative patients REGEN-COV probably reduces mechanical ventilation, RR 0.83 (95%CI 0.75 to 0.92); RD -2.9% (95%CI -4.3% to -1.4%); Moderate certainty ⊕⊕⊕○
- Overall REGEN-COV probably does not increase symptom resolution, RR 1.06 (95%CI 0.96 to 1.16); RD 3.6% (95%CI -2.4% to 9.7%); Moderate certainty ⊕⊕⊕○
- In seronegative patients REGEN-COV probably increases symptom resolution, RR 1.12 (95%CI 1.01 to 1.25); RD 7.2% (95%CI 0.6% to 15.1%); Moderate certainty ⊕⊕⊕○
- REGEN-COV reduces symptomatic infections in exposed individuals, RR 0.49 (95%CI 0.35 to 0.67); RD -8.9% (95%CI -11.3% to -5.7%); High certainty ⊕⊕⊕⊕
- REGEN-COV probably does not increase severe adverse events, RR 0.63 (95%CI 0.48 to 0.81); RD -3.8% (95%CI -5.3% to -1.9%); Moderate certainty ⊕⊕⊕○
- REGEN-COV probably reduces hospitalization, RR 0.29 (95%CI 0.18 to 0.44); RD -5.3% (95%CI -6.1% to -4.1%); Moderate certainty ⊕⊕⊕○ (Figure 29)

Figure 29. Hospitalization in randomized studies comparing REGEN-COV vs standard of care in patients with COVID-19



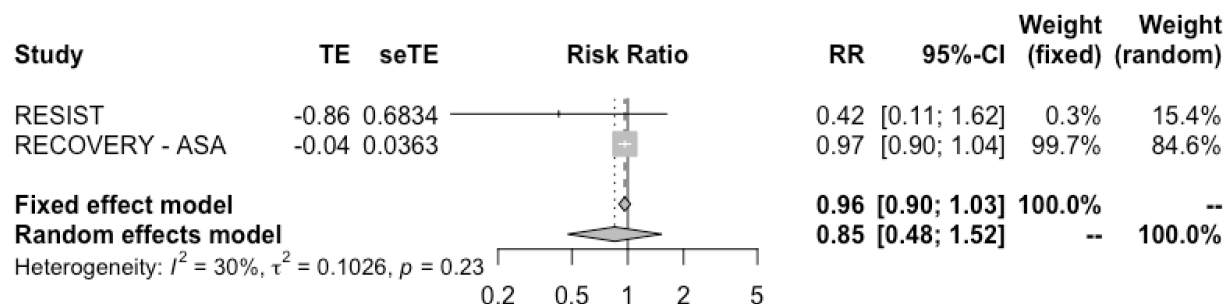
In addition, one study that compared REGEN-COV (casirivimab and imdevimab) against bamlanivimab +/- etesevimab in non-severe patients with risk factors for severity reported no important differences in hospitalizations.

Aspirin

We identified two RCTs including 15,332 patients in which aspirin was compared against standard of care in patients with COVID-19. Our results showed:

- Aspirin probably does not reduce mortality, RR 0.96 (95%CI 0.90 to 1.03); RD -0.6% (95%CI -1.6% to 0.5%); Moderate certainty ⊕⊕⊕○ (Figure 30)
- Aspirin probably does not reduce mechanical ventilation, RR 0.95 (95%CI 0.87 to 1.05); RD -0.8% (95%CI -2.2% to 0.9%); Moderate certainty ⊕⊕⊕○
- Aspirin probably does not increase symptom resolution or improvement, RR 1.02 (95%CI 1.0 to 1.04); RD 1% (95%CI -0.1% to 2.2%); Moderate certainty ⊕⊕⊕○

Figure 30. Mortality in randomized studies comparing aspirin vs standard of care in patients with COVID-19



Sotrovimab

We identified one RCT including 583 patients with recent onset mild COVID-19 and risk factors for severe disease, in which sotrovimab was compared against standard of care. Our results showed:

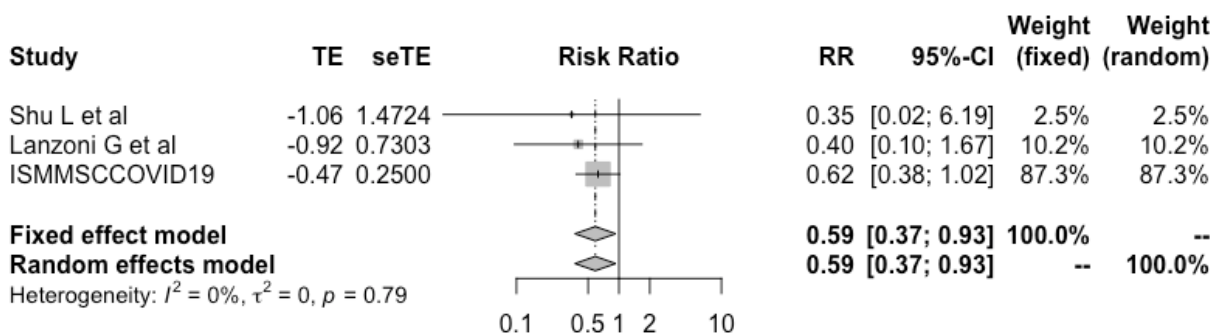
- Sotrovimab probably reduces hospitalizations, RR 0.14 (95%CI 0.04 to 0.48); RD -6.3% (95%CI -7.1% to -3.8%); Moderate certainty ⊕⊕⊕○
- Severe adverse events, RR 0.29 (95%CI 0.12 to 0.63); RD -7.1% (95%CI -8.9% to -3.8%); Low certainty ⊕⊕○○

Mesenchymal stem-cell transplantation

We identified four RCTs including 205 patients with severe to critical COVID-19, in which mesenchymal stem-cell transplantation was compared against standard of care. Only three of those studies including 105 patients reported on mortality outcome. Our results showed:

- Mesenchymal stem-cell transplantation may reduce mortality, RR 0.59 (95%CI 0.37 to 0.93); RD -6.2% (95%CI -9.8% to -1%); Low certainty ⊕⊕○○ (Figure 31)

Figure 31. Mortality in randomized studies comparing mesenchymal stem-cell transplantation vs standard of care in patients with COVID-19

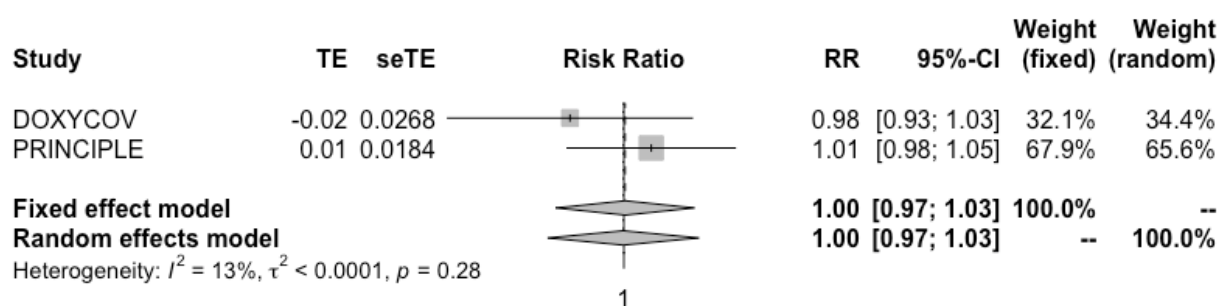


Doxycycline

We identified two RCTs including 1,015 patients with mild COVID-19, in which doxycycline was compared against standard of care. Our results showed:

- Doxycycline does not increase symptom resolution or improvement, RR 1 (95% CI 0.97 to 1.03); RD -0% (95% CI -91.8% to -1.8%); High certainty ⊕⊕⊕⊕ (Figure 32)
- Doxycycline may not reduce hospitalizations, RR 1.13 (95% CI 0.73 to 1.74); RD 0.5% (95% CI -1.4% to 2.6%); Low certainty ⊕⊕○○

Figure 32. Symptom resolution or improvement in randomized studies comparing doxycycline vs standard of care in patients with COVID-19



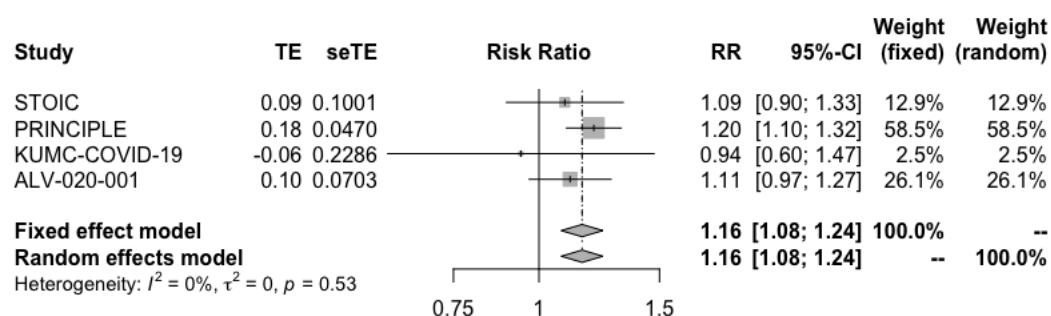
Inhaled corticosteroids

[See Summary of findings Table 18, Appendix 1](#)

We identified four RCTs including 2,467 patients with mild COVID-19, in which inhaled corticosteroids were compared against standard of care. Our results showed:

- It is uncertain if inhaled corticosteroids reduce or increase mortality, RR 0.74 (95% CI 0.28 to 1.99); RD -4.1% (95% CI -11.5% to 15.9%); Very low certainty ⊕○○○
- It is uncertain if inhaled corticosteroids reduce or increase mechanical ventilation, RR 0.94 (95% CI 0.44 to 1.98); RD -1% (95% CI -9.6% to 17%); Very low certainty ⊕○○○
- Inhaled corticosteroids probably increase symptom resolution or improvement, RR 1.16 (95% CI 1.08 to 1.24); RD 9.6% (95% CI 4.8% to 14.5%); Moderate certainty ⊕⊕⊕○ (Figure 33)
- Inhaled corticosteroids may reduce hospitalizations, RR 0.82 (95% CI 0.62 to 1.08); RD -1.3% (95% CI -2.8% to 0.6%); Low certainty ⊕⊕○○

Figure 33. Symptom resolution or improvement in randomized studies comparing inhaled corticosteroids vs standard of care in patients with COVID-19



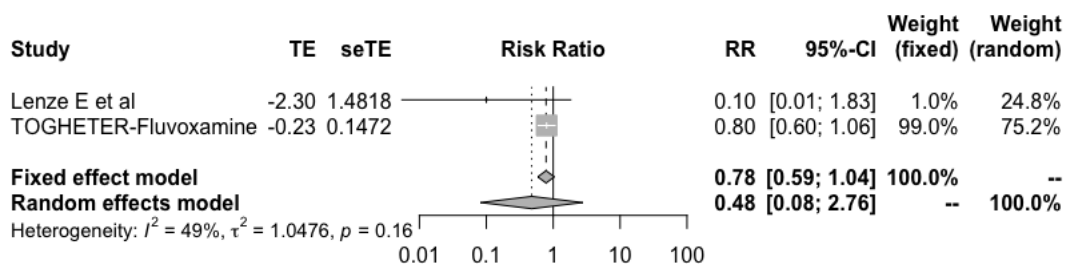
Fluvoxamine

[See Summary of findings Table 19, Appendix 1](#)

We identified two RCTs including 1,624 patients with COVID-19, in which inhaled fluvoxamine was compared against standard of care. Our results showed:

- It is uncertain if fluvoxamine reduces or increase mortality, RR 0.70 (95%CI 0.38 to 1.30); RD -4.8% (95%CI -9.9% to 4.8%); Very low certainty ⊕○○○
- Fluvoxamine probably reduces hospitalizations, RR 0.78 (95%CI 0.59 to 1.04); RD -1.6% (95%CI -3% to 0.3%); Moderate certainty ⊕⊕⊕○ (Figure 34)
- Fluvoxamine may not increase severe adverse events, RR 0.74 (95%CI 0.49 to 1.13); RD -2.7% (95%CI -5.2% to 1.3%); Low certainty ⊕⊕○○

Figure 34. Hospitalizations in randomized studies comparing fluvoxamine vs standard of care in patients with COVID-19



Full description of included studies

Table 5, below, lists all the identified studies that were included in this systematic review by intervention. The treatments are arranged in alphabetical order. Study or author names, publication status, patient populations, interventions, sources of bias, outcomes, effect sizes and certainty are listed for each study.

Table 5. Description of included studies and interventions effects

99mTc-MDP Uncertainty in potential benefits and harms. Further research is needed.					
Study; publication status	Patients and interventions analyzed	Comorbidities	Additional interventions	Risk of bias and study limitations	Interventions effects vs standard of care (SOC) and GRADE certainty of the evidence
RCT					
Yuan et al. ¹³ preprint; 2020	Patients with mild COVID-19 infection. 10 assigned to 99mTc-MDP 5/ml once a day for 7 days and 11 assigned to standard of care.	Median age 61 ± 20, male 42.9%	NR	High for mortality and invasive mechanical ventilation; high for symptom resolution, infection, and adverse events Notes: Non-blinded study. Concealment of allocation is probably inappropriate.	Mortality: No information Invasive mechanical ventilation: No information Symptom resolution or improvement: No information Symptomatic infection (prophylaxis studies): No information Adverse events: No information Hospitalization: No information

Adalimumab

Uncertainty in potential benefits and harms. Further research is needed.

Study; publication status	Patients and interventions analyzed	Comorbidities	Additional interventions	Risk of bias and study limitations	Interventions effects vs standard of care (standard of care) and GRADE certainty of the evidence
RCT					
Fakharian A et al trial ¹⁴ peer reviewed; 2021	Patients with severe to critical COVID-19 infection. 34 assigned to adalimumab 40 mg once and 34 assigned to SOC	Mean age 54.6 ± 12, male 58.8%, hypertension 29.4%, diabetes 27.9%, COPD 1.5%, CHD 4.4%, CKD 1.5%, cancer 1.5%	Corticosteroids 100%, remdesivir 100%	High for mortality and mechanical ventilation; high for symptom resolution, infection, and adverse events Notes: Non-blinded study. Concealment of allocation probably inappropriate.	Mortality: Very low certainty ⊕⊕○○ Invasive mechanical ventilation: Very low certainty ⊕⊕○○ Symptom resolution or improvement: No information Symptomatic infection (prophylaxis studies): No information Adverse events: No information Hospitalization: No information

Ammonium chloride

Uncertainty in potential benefits and harms. Further research is needed.

Study; publication status	Patients and interventions analyzed	Comorbidities	Additional interventions	Risk of bias and study limitations	Interventions effects vs standard of care (standard of care) and GRADE certainty of the evidence
RCT					
Siami et al. ¹⁵ peer reviewed; 2021	Patients with moderate to severe COVID-19 infection. 60 assigned to ammonium chloride 125 mg and 60 assigned to SOC	NR	Corticosteroids 100%,	High for mortality and mechanical ventilation; high for symptom resolution, infection, and adverse events Notes: Blinding and concealment probably inappropriate.	<p>Mortality: Very low certainty ⊕⊕○○</p> <p>Invasive mechanical ventilation: Very low certainty ⊕⊕○○</p> <p>Symptom resolution or improvement: No information</p> <p>Symptomatic infection (prophylaxis studies): No information</p> <p>Adverse events: No information</p> <p>Hospitalization: No information</p>

Anakinra

Anakinra may not improve time to symptom resolution. Further research is needed to confirm or discard these findings

Study; publication status	Patients and interventions analyzed	Comorbidities	Additional interventions	Risk of bias and study limitations	Interventions effects vs standard of care (standard of care) and GRADE certainty of the evidence
RCT					
CORIMUNO-ANA-1 trial ; ¹⁶ Bureau et al; Peer reviewed; 2020	Patients with mild to moderate COVID-19. 59 assigned to anakinra 400 mg a day for 3 days followed by 200 mg for 1 day followed by 100 mg for 1 day and 55 assigned to SOC	Median age 66 ± 17, male 70%, diabetes 29.8%, COPD 7.9%, asthma 7%, CHD 31.6%, cancer 9.6%	Corticosteroids 46.5%, hydroxychloroquine 5.3%, lopinavir-ritonavir 3.5%, tocilizumab 0.8%, azithromycin 24.6%	Low for mortality and mechanical ventilation; high for symptom resolution, infection, and adverse events Notes: Non-blinded study which might have introduced bias to symptoms and adverse events outcomes results.	Mortality: Very low certainty ⊕○○○ Invasive mechanical ventilation: Very low certainty ⊕○○○ Symptom resolution or improvement: Very low certainty ⊕○○○
SAVE-MORE trial ; ¹⁷ Kyriazopoulou et al; preprint; 2021	Patients with moderate to severe COVID-19 infection. 405 assigned to Anakinra 100 mg SC a day for 7 to 10 days and 189 assigned to SOC	Mean age 61.9 ± 12.1, male 57.9%, diabetes 15.8%, COPD 4%, asthma %, CHD 3%, CKD 1.7%	Corticosteroids 86.2%, remdesivir 71.9%, azithromycin 18.7%	Low for mortality and mechanical ventilation; low for symptom resolution, infection, and adverse events	Symptomatic infection (prophylaxis studies): No information Adverse events: Very low certainty ⊕○○○ Hospitalization: No information

Angiotensin-converting enzyme inhibitors (ACEIs) or angiotensin receptor blockers (ARBs)

Continuing or initiating ACEIs or ARBs may not reduce mortality. Further research is needed to confirm or discard these findings

Study; publication status	Patients and interventions analyzed	Comorbidities	Additional interventions	Risk of bias and study limitations	Interventions effects vs standard of care (standard of care) and GRADE certainty of the evidence
RCT					
REPLACE COVID trial ; ¹⁸ Cohen et al; Peer reviewed; 2020	Patients with mild to severe COVID-19 previously treated with ACEI/ARB. 75 assigned to continuation of ACEI/ARB and 77 assigned to discontinuation of ACEI/ARB	Mean age 62 ± 12, male 55.5%, hypertension 100%, diabetes 37%, COPD 17%, asthma %, CHD 12%,	NR	Low for mortality and invasive mechanical ventilation; high for symptom resolution, infection, and adverse events Notes: Non-blinded study which might have introduced bias to symptoms and adverse events outcomes results.	Mortality: RR 1.16 (95%CI 0.74 to 1.81); RD 2.6% (95%CI - 4.2% to 13%); Low certainty ⊕⊕○○ Invasive mechanical ventilation: RR 0.92 (95%CI 0.67 to 1.25); RD -1.4% (95%CI - 5.7% to 4.3%); Low certainty ⊕⊕○○ Symptom resolution or improvement: Very low certainty ⊕○○○
BRACE CORONA trial ; ¹⁹ Lopes et al; Peer reviewed; 2020	Patients with mild to moderate COVID-19. 334 assigned to continuation of ACEI/ARB and 325 assigned to discontinuation of ACEI/ARB	Median age 55.5 ± 19, male 59.6%, hypertension 100%, diabetes 31.9%, COPD %, asthma 3.9%, CHD 4.6%, CKD 1.4%, cancer 1.5%,	Corticosteroids 49.5%, hydroxychloroquine 19.7%, tocilizumab 3.6%, azithromycin 90.6%, convalescent plasma %, antivirals 42%	Some concerns for mortality and mechanical ventilation; Some concerns for symptom resolution, infection, and adverse events Notes: Open label study with blinded outcome assessment. Significant number of patients excluded after randomization.	Symptomatic infection (prophylaxis studies): No information Adverse events: No information Hospitalization: Very low certainty ⊕○○○

<p>ACEI-COVID trial;²⁰ Bauer et al; peer reviewed; 2021</p>	<p>Patients with mild to severe COVID-19 infection. 100 assigned to continuation of ACEI/ARB and 104 assigned to discontinuation of ACEI/ARB</p>	<p>Mean age 72 ± 11, male 63%, hypertension 98%, diabetes 33%, CHD 22%</p>	<p>Remdesivir 6.8%</p>	<p>Low for mortality and mechanical ventilation; some Concerns for symptom resolution, infection, and adverse events</p> <p>Notes: Non-blinded study which might have introduced bias to symptoms and adverse events outcomes results.</p>	
<p>ATTRACT trial;²¹ Tornling et al; Preprint; 2020</p>	<p>Patients with moderate to severe COVID-19. 51 assigned to C21 (ARB) 200 mg a day for 7 days and 55 assigned to SOC</p>	<p>Mean age 52.6 ± 10.3, male 75.5%, hypertension 30.2%, diabetes 34%</p>	<p>Corticosteroids 84.9%, remdesivir 67%, hydroxychloroquine 13.2%</p>	<p>Low for mortality and mechanical ventilation; Low for symptom resolution, infection, and adverse events</p>	
<p>Nouri-Vaskeh et al;²² Peer reviewed; 2020</p>	<p>Patients with mild to severe COVID-19 infection and non-treated hypertension. 41 assigned to losartan 50 mg a day for 14 days and 39 assigned to Amlodipine 5 mg a day for 14 days</p>	<p>Mean age 63.5 ± 16, male 51.2%, diabetes 23.7%, COPD 15%, asthma %, CHD 18.7%</p>	<p>NR</p>	<p>High for mortality and mechanical ventilation; High for symptom resolution, infection, and adverse events</p> <p>Notes: Non-blinded study. Concealment of allocation is probably inappropriate.</p>	
<p>SURG-2020-28683 trial;²³ Puskarich et al; Preprint; 2021</p>	<p>Patients with mild to moderate COVID-19 infection. 58 assigned to losartan 25 mg a day for 10 days and 59 assigned to SOC</p>	<p>Age (35-54) 46%, male 51.4%, hypertension 7.7%, diabetes 6%, COPD %, asthma 10.2%</p>	<p>NR</p>	<p>Low for mortality and mechanical ventilation; Low for symptom resolution, infection, and adverse events</p>	

<p>COVID-ARB trial;²⁴ Geriak et al; peer reviewed; 2021</p>	<p>Patients with severe COVID-19 infection. 16 assigned to losartan 25 mg a day for 10 days and 15 assigned to SOC</p>	<p>Median age 53, male %, hypertension 38.7%, diabetes 25.8%, CHD 3.2%, obesity 41.9%</p>	<p>Corticosteroids 22.6%, remdesivir 29%, hydroxychloroquine 9.7%, , azithromycin 16.1%, convalescent plasma 6.5%</p>	<p>High for mortality and mechanical ventilation; high for symptom resolution, infection, and adverse events</p> <p>Notes: Non-blinded study. Concealment of allocation is probably inappropriate.</p>	
<p>Duarte et al;²⁵ peer reviewed; 2020</p>	<p>Patients with moderate to severe COVID-19 infection. 71 assigned to Telmisartan 80 mg twice daily and 70 assigned to SOC</p>	<p>Mean age 66 ± 17, male 53.2%, hypertension 44.3%, diabetes 19%, chronic lung disease 11.4%, asthma 1.3%, CHD NR%, CKD 3.2%, cerebrovascular disease 6.9%, obesity 15.2%</p>	<p>Corticosteroids 50.6%</p>	<p>High for mortality and mechanical ventilation; high for symptom resolution, infection, and adverse events</p> <p>Notes: Non-blinded study. Concealment of allocation is probably inappropriate. Significant number of exclusions post randomization. Stop early for benefit in the context of multiple interim analysis.</p>	
<p>Najmeddin et al;²⁶ peer reviewed; 2021</p>	<p>Patients with severe COVID-19 infection. 28 assigned to continuation of ACEI/ARB and 29 assigned to discontinuation of ACEI/ARB</p>	<p>Mean age 66.3 ± 9.9, male 46.9%, diabetes 50%, COPD 1.6%, CHD 25%, CKD 1.6%, cancer 4.7%,</p>	<p>Corticosteroids 42.2%, remdesivir 10.9%, , azithromycin 9.4%,</p>	<p>Low for mortality and mechanical ventilation; Low for symptom resolution, infection, and adverse events</p> <p>Notes: 10.9% lost to follow-up</p>	

Anticoagulants

There are specific recommendations on the use of antithrombotic agents⁸ for thromboprophylaxis in hospitalized patients with COVID-19. Regarding the best thromboprophylactic scheme, anticoagulants in intermediate (i.e., enoxaparin 1 mg/kg a day) or full dose (i.e., enoxaparin 1 mg/kg twice a day) probably does not decrease mortality in comparison with prophylactic dose (i.e., enoxaparin 40 mg a day). Anticoagulants in intermediate or full dose may decrease venous thromboembolic events but increase major bleeding in comparison with prophylactic dose.

Study; publication status	Patients and interventions analyzed	Comorbidities	Additional interventions	Risk of bias and study limitations	Interventions effects vs standard of care and GRADE certainty of the evidence
RCT					
HESACOVID trial ; ²⁷ Bertoldi Lemos et al; peer reviewed; 2020	Patients with critical COVID-19. Ten assigned to low molecular weight heparin therapeutic dose (i.e., enoxaparin 1 mg/kg twice a day) and 10 assigned to prophylactic dose (i.e., enoxaparin 40 mg a day)	Mean age 56.5 ± 13, male 80%, hypertension 35%, diabetes 35%, coronary heart disease 10%, immunosuppression 5%	Corticosteroids 70%, hydroxy-chloroquine 25%, azithromycin 90%	Low for mortality and invasive mechanical ventilation; high for symptom resolution, infection, and adverse events Notes: Non-blinded study which might have introduced bias to symptoms and adverse events outcomes results.	Mortality: RR 0.97 (95%CI 0.79 to 1.19); RD -0.5% (95%CI -3.4% to 3%); Moderate certainty ⊕⊕⊕○ Invasive mechanical ventilation: No information Symptom resolution or improvement: No information
REMAP-CAP , ACTIV-4a , ATTACC trial ; ²⁸ Zarychanski et al; peer reviewed; 2021	Patients with severe to critical COVID-19 infection. 534 assigned low molecular weight heparin therapeutic dose (i.e., enoxaparin 1 mg/kg twice a day) and 564 assigned to prophylactic dose (i.e., enoxaparin 40 mg a day)	Mean age 61 ± 12.5, male 70%, diabetes 32.7%, COPD 24.1%, CHD 6.9%, CKD 9.6%,	Corticosteroids 79.3%, remdesivir 30.8%, tocilizumab 1.8%,	Low for mortality and mechanical ventilation; low for symptom resolution, infection, and adverse events Notes: Open-label study but outcome assessors were blinded.	Symptomatic infection (prophylaxis studies): No information Venous thromboembolic events (intermediate dose): RR 1.02 (95%CI 0.53 to 1.96); RD 0.1% (95%CI -3.3% to 6.7%); Low ⊕⊕○○
INSPIRATION trial ; ²⁹ Sadeghipour et al; peer reviewed;	Patients with moderate to critical COVID-19 infection.	Median age 62 ± 21, male 57.8%, hypertension 44.3%,	Corticosteroids 93.2%, remdesivir 60.1%, lopinavir-ritonavir 1%,	Low for mortality and mechanical ventilation; Low for symptom	

2021	276 assigned to low molecular weight heparin intermediate dose (i.e., enoxaparin 1 mg/kg a day) and 286 assigned to low molecular weight heparin prophylactic dose (i.e., enoxaparin 40 mg a day)	diabetes 27.7%, COPD 6.9%, CHD 13.9%, CKD %, cerebrovascular disease 3%	tocilizumab 13.2%	resolution, infection, and adverse events Notes: Open-label study but outcome assessors were blinded.	Venous thromboembolic events (therapeutic dose): RR 0.59 (95%CI 0.44 to 0.79); RD -2.9% (95%CI -3.9% to -1.5%); Moderate ⊕⊕⊕○ Major bleeding: RR 1.72 (95%CI 1.14 to 2.61); RD 1.4% (95%CI 0.3% to 3.1%); Moderate ⊕⊕⊕○ Hospitalization: No information
Perepu et al; ³⁰ preprint; 2021	Patients with severe to critical COVID-19 infection. 87 assigned to low molecular weight heparin intermediate dose (i.e., enoxaparin 1 mg/kg a day) and 86 assigned to low molecular weight heparin prophylactic dose (i.e., enoxaparin 40 mg a day)	Median age 64 ± 62, male 56%, hypertension 60%, diabetes 37%, COPD 23%, CHD 31%, cancer 12%, obesity 49%	Corticosteroids 75%, remdesivir 61%, azithromycin 21%, convalescent plasma 27%	High for mortality and mechanical ventilation; high for symptom resolution, infection, and adverse events Notes: Non-blinded study. Concealment of allocation is probably inappropriate.	
REMAP-CAP, ACTIV-4a, ATTACC trial; ³¹ Zarychanski et al; preprint; 2021	Patients with moderate to severe COVID-19 infection. 1171 assigned to enoxaparin 1 mg/kg twice a day and 1048 assigned to low molecular weight heparin prophylactic dose (i.e., enoxaparin 40 mg a day)	Mean age 59 ± 14, male 58.7%, hypertension 51.8%, diabetes 29.7%, COPD 21.7%, CHD 10.6%, CKD 6.9%, immunosuppressive therapy 9.7%	Corticosteroids 61.7%, remdesivir 36.4%, tocilizumab 0.6%	Low for mortality and mechanical ventilation; low for symptom resolution, infection, and adverse events Notes: Open-label study but outcome assessors were blinded.	
ACTION trial; ³² Lopes et al; peer reviewed; 2021	Patients with severe to critical COVID-19 infection. 311 assigned	Mean age 56.6 ± 14.3, male 60%, hypertension 49.1%, diabetes 24.4%,	Corticosteroids 83%	Low for mortality and mechanical ventilation; low for symptom	

	to enoxaparin 1 mg/kg twice a day or rivaroxaban 20 mg a day and 304 assigned to low molecular weight heparin prophylactic dose (i.e., enoxaparin 40 mg a day) or unfractionated heparin prophylactic dose	COPD 3.1%, asthma 4.7%, CHD 4.6%, cancer 2.6%,		resolution, infection, and adverse events Notes: Although patients and carers were aware of the intervention arm assigned, outcome assessors were blinded.	
RAPID trial , ³³ Sholzberg et al; preprint; 2021	Patients with severe COVID-19 infection. 228 assigned to therapeutic anticoagulation (i.e., enoxaparin 1 mg/kg) twice a day and 237 assigned to low molecular weight heparin prophylactic dose (i.e., enoxaparin 40 mg a day) or unfractionated heparin prophylactic dose	Mean age 60 ± 14.5, male 56.8%, hypertension 43.8%, diabetes 34.4%, COPD 13.5%, asthma %, CHD 7.3%, CKD 7.1%, cerebrovascular disease 4.1%, cancer 6.9%,	Corticosteroids 69.4%	Low for mortality and mechanical ventilation; low for symptom resolution, infection, and adverse events Notes: Open-label study but outcome assessors were blinded.	

Aprepitant

Uncertainty in potential benefits and harms. Further research is needed.

Study; publication status	Patients and interventions analyzed	Comorbidities	Additional interventions	Risk of bias and study limitations	Interventions effects vs standard of care (standard of care) and GRADE certainty of the evidence
RCT					
Mehboob et al , ³⁴	Patients with mild to	Mean age 54.2 ± 10.91,	NR	High for mortality and	Mortality: No

preprint; 2020	critical COVID-19 infection. 10 assigned to aprepitant 80 mg once a day for 3-5 days and 8 assigned to standard of care	male 61.1%,		invasive mechanical ventilation; high for symptom resolution, infection, and adverse events Notes: Non-blinded study. Concealment of allocation is probably inappropriate.	information Invasive mechanical ventilation: No information Symptom resolution or improvement: No information Symptomatic infection (prophylaxis studies): No information Adverse events: No information Hospitalization: No information
----------------	---	-------------	--	---	--

Artemisinin

Uncertainty in potential benefits and harms. Further research is needed.

Study; publication status	Patients and interventions analyzed	Comorbidities	Additional interventions	Risk of bias and study limitations	Interventions effects vs standard of care (standard of care) and GRADE certainty of the evidence
---------------------------	-------------------------------------	---------------	--------------------------	------------------------------------	--

RCT

ARTI-19 trial , ³⁵ Tieu et al; Preprint; 2020	Patients with mild to moderate COVID-19. 39 assigned to artemisinin 500 mg for 5 days and 21 assigned to SOC	Mean age 43.3 ± 11.9, male 63.3%	NR	High for mortality and mechanical ventilation; High for symptom resolution, infection, and adverse events Notes: Non-blinded study. Concealment of allocation is probably inappropriate.	Mortality: Very low certainty ⊕○○○ Invasive mechanical ventilation: No information Symptom resolution or improvement: No information
---	--	----------------------------------	----	---	---

					<p>Symptomatic infection (prophylaxis studies): No information</p> <p>Adverse events: Very low certainty ⊕○○○</p> <p>Hospitalization: No information</p>
--	--	--	--	--	---

Aspirin

Aspirin probably does not reduce mortality, nor mechanical ventilation and probably does not increase symptom resolution or improvement.

Study; publication status	Patients and interventions analyzed	Comorbidities	Additional interventions	Risk of bias and study limitations	Interventions effects vs standard of care (standard of care) and GRADE certainty of the evidence
---------------------------	-------------------------------------	---------------	--------------------------	------------------------------------	--

RCT

RESIST trial ; ³⁶ Ghati et al; preprint; 2021	Patients with moderate to severe COVID-19 infection. 221 assigned to aspirin 75 mg once a day for 10 days and 219 assigned to SOC	Mean age 53.1 ± 9.2, male 73.3%, hypertension 28.6%, diabetes 27.7%, CHD 1.1%, CKD 2.4%	Corticosteroids 27.3%, remdesivir 20.6%, hydroxychloroquine 9.9%, tocilizumab 0.6%, convalescent plasma 0.2%	High for mortality and mechanical ventilation; High for symptom resolution, infection, and adverse events Notes: Blinding and concealment probably inappropriate.	<p>Mortality: RR 0.96 (95%CI 0.90 to 1.03); RD -0.6% (95%CI -1.6% to 0.5%); Moderate certainty ⊕⊕⊕○</p> <p>Invasive mechanical ventilation: RR 0.95 (95%CI 0.87 to 1.05); RD -0.8% (95%CI -2.2% to 0.9%); Moderate certainty ⊕⊕⊕○</p> <p>Symptom resolution or improvement: RR 1.02 (95%CI 1.0 to 1.04); RD 1% (95%CI -0.1% to 2.2%);</p>
RECOVERY-ASA trial ; ³⁷ Horby et al; preprint; 2021	Patients with moderate to critical COVID-19 infection. 7351 assigned to aspirin 150 mg a day and 7541 assigned to SOC	Median age 59.2 ± 14.2, male 61.5%, diabetes 22%, COPD 19%, asthma %, CHD 10.5%, CKD 3%,	Corticosteroids 94%	Low for mortality and mechanical ventilation; Some concerns for symptom resolution, infection, and adverse events Notes: Non-blinded	<p>Mortality: RR 0.96 (95%CI 0.90 to 1.03); RD -0.6% (95%CI -1.6% to 0.5%); Moderate certainty ⊕⊕⊕○</p> <p>Invasive mechanical ventilation: RR 0.95 (95%CI 0.87 to 1.05); RD -0.8% (95%CI -2.2% to 0.9%); Moderate certainty ⊕⊕⊕○</p> <p>Symptom resolution or improvement: RR 1.02 (95%CI 1.0 to 1.04); RD 1% (95%CI -0.1% to 2.2%);</p>

				study which might have introduced bias to symptoms and adverse events outcomes results.	<p>Moderate certainty ⊕⊕⊕○</p> <p>Symptomatic infection (prophylaxis studies): No information</p> <p>Adverse events: No information</p> <p>Hospitalization: No information</p>
--	--	--	--	---	---

Auxora

Uncertainty in potential benefits and harms. Further research is needed.

Study; publication status	Patients and interventions analyzed	Comorbidities	Additional interventions	Risk of bias and study limitations	Interventions effects vs standard of care (standard of care) and GRADE certainty of the evidence
---------------------------	-------------------------------------	---------------	--------------------------	------------------------------------	--

RCT

Miller et al. ³⁸ peer-reviewed; 2020	Patients with severe COVID-19 infection. 17 assigned to Auxora initial dose 2.0 mg/kg (max 250 mg), followed by 1.6 mg/kg (max 200 mg) at 24 and 48 h and nine assigned to standard of care	Mean age 60 ± 12, male 46.1%, hypertension 46.1%, diabetes 38.4%,	NR	<p>High for mortality and invasive mechanical ventilation; High for symptom resolution, infection, and adverse events</p> <p>Notes: Non-blinded study. Concealment of allocation is probably inappropriate. Analysis performed on a subgroup (patients that required high-flow nasal cannula (HFNC) were excluded from primary analysis).</p>	<p>Mortality: Very low certainty ⊕○○○</p> <p>Invasive mechanical ventilation: Very low certainty ⊕○○○</p> <p>Symptom resolution or improvement: No information</p> <p>Symptomatic infection (prophylaxis studies): No information</p>
---	---	---	----	---	---

					Adverse events: No information Hospitalization: No information
--	--	--	--	--	---

Aviptadil

Uncertainty in potential benefits and harms. Further research is needed.

Study; publication status	Patients and interventions analyzed	Comorbidities	Additional interventions	Risk of bias and study limitations	Interventions effects vs standard of care (standard of care) and GRADE certainty of the evidence
RCT					
COVID-AIV trial ³⁹ Jihad et al; preprint; 2021	Patients with severe to critical COVID-19 infection. 136 assigned to aviptadil three infusions of 50, 100 and 150pmol/kg/hr and 67 assigned to SOC	Mean age 61 ± NR, male 69%,	NR	High for mortality and mechanical ventilation; high for symptom resolution, infection, and adverse events Notes: Blinding and concealment probably inappropriate.	<p>Mortality: Very low certainty ⊕○○○</p> <p>Invasive mechanical ventilation: No information</p> <p>Symptom resolution or improvement: Very low certainty ⊕○○○</p> <p>Symptomatic infection (prophylaxis studies): No information</p> <p>Adverse events: Very low certainty ⊕○○○</p> <p>Hospitalization: No information</p>

Azithromycin

Azithromycin probably does not reduce mortality or mechanical ventilation and does not improve time to symptom resolution.

Study; publication status	Patients and interventions analyzed	Comorbidities	Additional interventions	Risk of bias and study limitations	Interventions effects vs standard of care (standard of care) and GRADE certainty of the evidence
RCT					
Sekhavati et al. ⁴⁰ peer-reviewed; 2020	Patients with moderate to severe COVID-19 infection. 56 assigned to azithromycin 500 mg twice daily and 55 assigned to standard of care	Mean age 57.1 ± 15.73, male 45.9%	Hydroxychloroquine 100%, lopinavir-ritonavir 100%	High for mortality and invasive mechanical ventilation; High for symptom resolution, infection, and adverse events Notes: Non-blinded study. Concealment of allocation is probably inappropriate.	Mortality: RR 1.01 (95%CI 0.92 to 1.1); RD 0.2% (95%CI -1.3% to 1.6%); Moderate certainty ⊕⊕⊕○ Invasive mechanical ventilation: RR 0.94 (95%CI 0.78 to 1.13); RD -1% (95%CI -3.8% to 2.2%); Moderate certainty ⊕⊕⊕○
Guvenmez et al. ⁴¹ peer-reviewed; 2020	Patients with moderate COVID-19 infection. 12 assigned to lincomycin 600 mg twice a day for 5 days and 12 assigned to azithromycin 500 mg on first day followed by 250 mg a day for 5 days	Mean age 58.7 ± 16, male 70.8%,	NR	High for mortality and invasive mechanical ventilation; high for symptom resolution, infection, and adverse events Notes: Non-blinded study. Concealment of allocation is probably inappropriate.	Symptom resolution or improvement: RR 1.02 (95%CI 0.99 to 1.04); RD 1.2% (95%CI -0.6% to 2.4%); High certainty ⊕⊕⊕⊕ Symptomatic infection (prophylaxis studies): No information
COALITION II trial ⁴² Furtado et al; peer-reviewed; 2020	Patients with severe COVID-19. 214 assigned to azithromycin 500 mg once a day for 10 days and 183 assigned to	Median age 59.8 ± 19.5, male 66%, hypertension 60.7%, diabetes 38.2%, chronic lung disease 6%, asthma %, coronary heart disease 5.8%,	Corticosteroids 18.1%, lopinavir-ritonavir 1%, oseltamivir 46%, ATB 85%	Low for mortality and invasive mechanical ventilation; high for symptom resolution, infection, and adverse events	Adverse events: RR 1.23 (95%CI 0.51 to 2.96); RD 2.4% (95%CI -5% to

	standard of care	chronic kidney disease 11%, cerebrovascular disease 3.8%, immunosuppression %, cancer 3.5%, obesity %		Notes: Non-blinded study which might have introduced bias to symptoms and adverse events outcomes results.	19.9%); Very low certainty ⊕○○○ Hospitalization: RR 0.98 (95%CI 0.52 to 1.86); RD -0.1% (95%CI -3.6% to 6.4%); Low certainty ⊕⊕○○
RECOVERY trial ⁴³ Horby et al; preprint; 2020	Patients with moderate to critical COVID-19. 2582 assigned to azithromycin 500 mg a day for 10 days and 5182 assigned to standard of care	Mean age 65.3 ± 15.6, male 62%, diabetes 27.5%, COPD 24.5%, asthma %, coronary heart disease 26.5%, chronic kidney disease 6%	Corticosteroids 61%,	Low for mortality and mechanical ventilation; some concerns for symptom resolution, infection, and adverse events Notes: Non-blinded study which might have introduced bias to symptoms and adverse events outcomes results.	
Rashad et al ; ⁴⁴ preprint ; 2020	Patients with mild to moderate COVID-19. 107 assigned to AZT 500 mg a day for 7 days, 99 assigned to Clarithromycin 1000 mg a day for 7 days and 99 assigned to SOC	Mean age 44.4 ± 18, male 29.8%	NR	High for mortality and mechanical ventilation; High for symptom resolution, infection, and adverse events Notes: Non-blinded study. Concealment of allocation is probably inappropriate.	
PRINCIPLE trial ; ⁴⁵ Butler et al; peer reviewed; 2021	Patients with mild to severe COVID-19 infection. 500 assigned to azithromycin 500 mg a day for 3 days and 629 assigned to SOC	Mean age 60.7 ± 7.8, male 43%, hypertension 42%, diabetes 18%, COPD 38%, asthma %, CHD 15%, cerebrovascular disease 6%,	NR	Some concerns for mortality and mechanical ventilation; High for symptom resolution, infection, and adverse events Notes: Non-blinded study which might have	

				introduced bias to symptoms and adverse events outcomes results. Significant loss to follow-up.	
ATOMIC2 trial ; ⁴⁶ Hinks et al; preprint; 2021	Patients with mild to moderate COVID-19 infection. 145 assigned to azithromycin 500 mg a day for 14 days and 147 assigned to SOC	Mean age 45.9 ± 14.8, male 51.5%, hypertension 17.6%, diabetes 8.5%, COPD 4.1%, asthma 18%, CHD 4.1%, cancer 0.3%,	NR	Low for mortality and mechanical ventilation; high for symptom resolution, infection, and adverse events Notes: Non-blinded study which might have introduced bias to symptoms and adverse events outcomes results.	
ACTION trial ; ⁴⁷ Oldenburg et al; peer reviewed; 2021	Patients with mild to moderate COVID-19 infection. 131 assigned to azithromycin 1.2 g once and 70 assigned to SOC	Median age 43, male 44%, hypertension 12.2%, diabetes 3.8%, COPD 1.5%, asthma 12%, CKD 1%, cerebrovascular disease 1%, cancer 0.4%,	NR	Some concerns for mortality and mechanical ventilation; Some concerns for symptom resolution, infection, and adverse events Notes: Significant loss to follow-up.	

Azvudine

Uncertainty in potential benefits and harms. Further research is needed.

Study; publication status	Patients and interventions analyzed	Comorbidities	Additional interventions	Risk of bias and study limitations	Interventions effects vs standard of care (standard of care) and GRADE certainty of the evidence
RCT					
Ren et al ; ⁴⁸ peer-reviewed; 2020	Patients with mild to moderate COVID-19	Median age 52 ± 59, male 60%, hypertension	Antivirals 100%, antibiotics 40%	High for mortality and invasive mechanical	Mortality: No information

	infection. 10 assigned to azvudine 5 mg once a day and 10 assigned to standard of care	5%, diabetes 5%, coronary heart disease 5%		ventilation; high for symptom resolution, infection, and adverse events Notes: Non-blinded study. Concealment of allocation is probably inappropriate.	<p>Invasive mechanical ventilation: No information</p> <p>Symptom resolution or improvement: No information</p> <p>Symptomatic infection (prophylaxis studies): No information</p> <p>Adverse events: No information</p> <p>Hospitalization: No information</p>
--	--	--	--	---	--

Baloxavir

Uncertainty in potential benefits and harms. Further research is needed.

Study; publication status	Patients and interventions analyzed	Comorbidities	Additional interventions	Risk of bias and study limitations	Interventions effects vs standard of care (standard of care) and GRADE certainty of the evidence
---------------------------	-------------------------------------	---------------	--------------------------	------------------------------------	--

RCT

Lou et al ; ⁴⁹ preprint; 2020	Patients with mild to severe COVID-19 infection. 10 assigned to baloxavir 80 mg a day on days 1, 4 and 7, 9 assigned to favipiravir and 10 assigned to standard of care	Mean age 52.5 ± 12.5, male 72.4%, hypertension 20.7%, diabetes 6.9%, coronary heart disease 13.8%	Antivirals 100%, interferon 100%	High for mortality and invasive mechanical ventilation; high for symptom resolution, infection, and adverse events Notes: Non-blinded study. Concealment of allocation is probably inappropriate.	<p>Mortality: No information</p> <p>Invasive mechanical ventilation: No information</p> <p>Symptom resolution or improvement: Very low certainty ⊕○○○</p>
--	---	---	----------------------------------	--	--

					<p>Symptomatic infection (prophylaxis studies): No information</p> <p>Adverse events: No information</p> <p>Hospitalization: No information</p>
--	--	--	--	--	--

Bamlanivimab +/- etesevimab (monoclonal antibody)

Bamlanivimab may reduce hospitalizations and infections in exposed individuals. It is uncertain if it affects mortality, mechanical ventilation requirements. Further research is needed.

Study; publication status	Patients and interventions analyzed	Comorbidities	Additional interventions	Risk of bias and study limitations	Interventions effects vs standard of care (standard of care) and GRADE certainty of the evidence
---------------------------	-------------------------------------	---------------	--------------------------	------------------------------------	--

RCT

<p>BLAZE-1 trial;⁵⁰ Chen et al; peer-reviewed; 2020</p>	<p>Patients with mild to moderate COVID-19. 309 assigned to bamlanivimab 700 mg, 2800 mg, or 7000 mg once and 143 assigned to standard of care</p>	<p>Mean age 45 ± 68, male 55%</p>	<p>NR</p>	<p>High for mortality and mechanical ventilation; high for symptom resolution, infection, and adverse events</p> <p>Notes: Concealment of allocation probably inappropriate.</p>	<p>Mortality: Very low certainty ⊕○○○</p> <p>Invasive mechanical ventilation: No information</p> <p>Symptom resolution or improvement: RR 1.02 (95%CI 0.99 to 1.06); RD 1.2% (95%CI 3.6% to 5.4%); Moderate certainty ⊕⊕⊕○</p>
<p>ACTIV-3/TICO trial;⁵¹ Lundgren et al; Peer reviewed; 2020</p>	<p>Patients with moderate to severe COVID-19. 163 assigned to bamlanivimab 7000 mg once and 151 assigned to SOC</p>	<p>Median age 71 ± 22, male 66%, hypertension 49%, diabetes 29%, COPD %, asthma 9%, CHD 4%, CKD 11%, obesity 52%</p>	<p>Corticosteroids 49%, remdesivir 95%,</p>	<p>Low for mortality and adverse events; high for symptom resolution.</p> <p>Notes: Significant loss to follow-up for symptom improvement/resolution outcome.</p>	<p>Symptomatic infection (prophylaxis studies): RR 0.56</p>

Gottlieb et al. ⁵² Peer reviewed; 2020	Patients with mild to moderate COVID-19. 309 assigned to bamlanivimab 700-7000 mg once, 112 assigned to bamlanivimab + etesevimab and 156 assigned to SOC	Mean age 44.7 ± 15.7, male 45.4%	NR	Low for mortality and mechanical ventilation; low for symptom resolution, infection, and adverse events	(95%CI 0.39 to 0.81); RD -7.6% (95%CI -10.6% to -3.6%); Moderate certainty ⊕⊕⊕○ Adverse events: RR 1.16 (95%CI 0.76 to 1.78); RD 1.6% (95%CI -0.2% to -7.9%); Low certainty ⊕⊕○○
BLAZE-2 trial ⁵³ Cohen et al; peer reviewed; 2021	Patients exposed to SARS-CoV2. 484 assigned to bamlanivimab 4200 mg once and 482 assigned to SOC	Median age 53	NR	Low for mortality and mechanical ventilation; Low for symptom resolution, infection, and adverse events	Hospitalization: RR 0.29 (95%CI 0.17 to 0.51); RD -5.2% (95%CI -6.1% to -3.6%); Low certainty ⊕⊕○○
BLAZE-1 trial ⁵⁴ Dougan et al; peer reviewed; 2021	Patients with mild to moderate COVID-19 infection. 518 assigned to bamlanivimab + etesevimab 2800/2800 mg and 517 assigned to SOC	Mean age 53.8 ± 16.8, hypertension 33.9%, diabetes 27.5%, COPD %, CHD 7.4%, CKD 3.5%, immunosuppressive therapy 4.9%	NR	Low for mortality and mechanical ventilation; low for symptom resolution, infection, and adverse events	
J2W-MC-PYAA trial ⁵⁵ Chen et al; peer reviewed; 2021	Patients with moderate to severe COVID-19 infection. 18 assigned to bamlanivimab 700 to 7000 mg once and 6 assigned to SOC	Mean age 53.9, male 54.2%, hypertension 33.3%, diabetes 25%, asthma 25%, CHD 12.5%, CKD 4%, obesity 8.3%	Corticosteroids 29.1%, remdesivir 50%,	Low for mortality and mechanical ventilation; low for symptom resolution, infection and adverse events	
OPTIMISE-C19 trial ⁵⁶ McCreary et al; preprint; 2021	Patients with mild COVID-19 infection disease and risk factors for severity. 922 assigned to REGN-CoV2 (Regeneron) and 1013 assigned to	Mean age 56 ± 16, male 46%, hypertension 53%, diabetes 25%, COPD 19%, asthma %, CHD 18%, CKD 6.5%, immunosuppressive therapy 27%, obesity	NR	Low for mortality and mechanical ventilation; low for symptom resolution, infection and adverse events	

	bamlanivimab +/- etesevimab	48%			
Baricitinib					
Baricitinib probably reduces mortality and time to symptom resolution. Certainty of the evidence was moderate because of risk of bias. Further research is needed.					
Study; publication status	Patients and interventions analyzed	Comorbidities	Additional interventions	Risk of bias and study limitations	Interventions effects vs standard of care (standard of care) and GRADE certainty of the evidence
RCT					
ACTT-2 trial ; ⁵⁷ Kalil et al; peer-reviewed; 2020	Patients with moderate to severe COVID-19. 515 assigned to baricitinib + remdesivir 4 mg a day for 14 days + 200 mg once followed by 100 mg a day for 10 days and 518 assigned to remdesivir	Mean age 55.4 ± 15.7, male 63.1%, comorbidities 84.4%	Corticosteroids 11.9%	Some concerns for mortality and mechanical ventilation; some concerns for symptom resolution, infection, and adverse events Notes: Significant loss to follow-up.	Mortality: RR 0.63 (95%CI 0.48 to 0.81); RD -5.9% (95%CI -8.3% to -3%); Moderate certainty ⊕⊕⊕○ Invasive mechanical ventilation: RR 0.66 (95%CI 0.46 to 0.93); RD -5.9% (95%CI -9.2% to -1.2%); Low certainty ⊕⊕○○ Symptom resolution or improvement: RR 1.25 (95%CI 1.11 to 1.41); RD 15.1% (95%CI 6.6% to 24.8%); Moderate certainty ⊕⊕⊕○ Symptomatic infection (prophylaxis studies): No information Adverse events: RR

					0.77 (95%CI 0.63 to 0.95); RD -2.3% (95%CI -3.7% to -0.5%); Low certainty ⊕⊕○○ Hospitalization: No information
COV-BARRIER trial ; ⁵⁸ Marconi et al; peer reviewed; 2021	Patients with moderate to severe COVID-19 infection. 764 assigned to baricitinib 4 mg for 14 days and 761 assigned to SOC	Mean age 57.6 ± 14.1, male 63.1%, hypertension 47.9%, diabetes 30%, COPD 4.6%, obesity 33%	Corticosteroids 79.3%, remdesivir 18.9%	Low for mortality and mechanical ventilation; low for symptom resolution, infection, and adverse events	

BCG

Uncertainty in potential benefits and harms. Further research is needed.

Study; publication status	Patients and interventions analyzed	Comorbidities	Additional interventions	Risk of bias and study limitations	Interventions effects vs standard of care (standard of care) and GRADE certainty of the evidence
---------------------------	-------------------------------------	---------------	--------------------------	------------------------------------	--

RCT

Padmanabhan et al ; ⁵⁹ preprint; 2020	Patients with severe COVID-19. 30 assigned to BCG 0.1 ml once and 30 assigned to standard of care	Mean age 45.2 ± 36.5, male 60%, obesity 23%	Remdesivir 6.6%	High for mortality and mechanical ventilation; high for symptom resolution, infection, and adverse events Notes: Concealment of allocation probably inappropriate.	Mortality: Very low certainty ⊕○○○ Invasive mechanical ventilation: No information Symptom resolution or improvement: No information Symptomatic infection (prophylaxis studies): No information Adverse events: No
--	---	---	-----------------	---	--

					information Hospitalization: No information
--	--	--	--	--	--

Bioven

Uncertainty in potential benefits and harms. Further research is needed.

Study; publication status	Patients and interventions analyzed	Comorbidities	Additional interventions	Risk of bias and study limitations	Interventions effects vs standard of care (standard of care) and GRADE certainty of the evidence
---------------------------	-------------------------------------	---------------	--------------------------	------------------------------------	--

RCT

Rybakov et al ; ⁶⁰ peer reviewed; 2021	Patients with severe to critical COVID-19 infection. 32 assigned to bioven 0.8-1 g/kg once a day for 2 days and 34 assigned to SOC	NA	NA	High for mortality and mechanical ventilation; High for symptom resolution, infection, and adverse events Notes: Non-blinded study. Concealment of allocation is probably inappropriate.	Mortality: Very low certainty ⊕○○○ Invasive mechanical ventilation: No information Symptom resolution or improvement: No information Symptomatic infection (prophylaxis studies): No information Adverse events: Very low certainty ⊕○○○ Hospitalization: No information
---	--	----	----	---	---

Bromhexine hydrochloride

Uncertainty in potential benefits and harms. Further research is needed.

Study; publication status	Patients and interventions analyzed	Comorbidities	Additional interventions	Risk of bias and study limitations	Interventions effects vs standard of care (standard of care) and GRADE certainty of the evidence
---------------------------	-------------------------------------	---------------	--------------------------	------------------------------------	--

RCT

Li T et al ; ⁶¹ peer-reviewed; 2020	Patients with severe to critical COVID-19. 12	Median age 52 ± 15.5, male 77.8%,	Corticosteroids 22.2%, interferon 77.7%	High for mortality and invasive mechanical	Mortality: Very low certainty ⊕○○○
--	---	-----------------------------------	---	--	---

	assigned to bromhexine hydrochloride 32 mf three times a day for 14 days and 6 assigned to standard of care	hypertension 33.3%, diabetes 11.1%		ventilation; high for symptom resolution, infection, and adverse events Notes: Non-blinded study. Concealment of allocation is probably inappropriate.	Invasive mechanical ventilation: Very low certainty ⊕○○○ Symptom resolution or improvement: Very low certainty ⊕○○○
Ansarin et al. ⁶² peer-reviewed; 2020	Patients with mild to critical COVID-19. 39 assigned to bromhexine 8 mg three time a day for 14 days and 39 assigned to standard of care	Mean age 59.7 ± 14.9, male 55.1%, hypertension 50%, diabetes 33.3%	Hydroxychloroquine 100%	High for mortality and invasive mechanical ventilation; High for symptom resolution, infection, and adverse events Notes: Non-blinded study. Concealment of allocation is probably inappropriate.	Symptomatic infection (prophylaxis studies): Very low certainty ⊕○○○ Adverse events: Very low certainty ⊕○○○ Hospitalization: No information
Mikhaylov et al. ⁶³ Preprint; 2021	Patients exposed to COVID-19 infection. 25 assigned to bromhexine 12 mg a day and 25 assigned to SOC	Mean age 40.6 ± 7.6, male 42%, comorbidity 6%	NR	Low for mortality and mechanical ventilation; High for symptom resolution, infection, and adverse events Notes: Non-blinded study which might have introduced bias to symptoms and adverse events outcomes results.	
Tolouian et al. ⁶⁴ Peer reviewed; 2021	Patients with moderate to critical COVID-19 infection. 48 assigned to bromhexine 32 mg a	Mean age 52 ± 16, male 46%, hypertension 39%, diabetes 33%, COPD 7%, asthma 6%, CHD 9%, CKD 5%,	Lopinavir-ritonavir 100%, interferon 100%	Low for mortality and mechanical ventilation; High for symptom resolution, infection, and adverse events	

	day for 14 days and 52 assigned to SOC	cerebrovascular disease 2%, cancer 6%,		Notes: Non-blinded study which might have introduced bias to symptoms and adverse events outcomes results.	
--	--	--	--	--	--

Camostat mesilate

Uncertainty in potential benefits and harms. Further research is needed.

Study; publication status	Patients and interventions analyzed	Comorbidities	Additional interventions	Risk of bias and study limitations	Interventions effects vs standard of care (standard of care) and GRADE certainty of the evidence
---------------------------	-------------------------------------	---------------	--------------------------	------------------------------------	--

RCT

CamoCO-19 trial ; ⁶⁵ Gunst et al; peer reviewed; 2021	Patients with moderate to severe COVID-19 infection. 137 assigned to camostat mesilate 200 mg a day for 5 days and 68 assigned to SOC	Median age 61 ± 23, male 60%, hypertension 34%, diabetes 17%, COPD 10%, asthma 13%, CHD 19%, cancer 14%, obesity 33%	NR	Low for mortality and mechanical ventilation; low for symptom resolution, infection, and adverse events	<p>Mortality: Very low certainty ⊕○○○</p> <p>Invasive mechanical ventilation: Very low certainty ⊕○○○</p> <p>Symptom resolution or improvement: Very low certainty ⊕○○○</p> <p>Symptomatic infection (prophylaxis studies): No information</p> <p>Adverse events: Very low certainty ⊕○○○</p> <p>Hospitalization: No information</p>
---	---	--	----	---	--

Canakinumab

Uncertainty in potential benefits and harms. Further research is needed.

Study; publication status	Patients and interventions analyzed	Comorbidities	Additional interventions	Risk of bias and study limitations	Interventions effects vs standard of care (standard of care) and GRADE certainty of the evidence
RCT					
CAN-COVID trial ; ⁶⁶ Caricchio et al; peer reviewed; 2021	Patients with severe COVID-19 infection. 223 assigned to canakinumab 450-750 mg/kg once and 223 assigned to SOC	Median age 59, male 58.8%, hypertension 55.7%, diabetes 36.1%, COPD 7.3%, asthma 7.7%, CHD 20.3%, CKD 8.8%, cerebrovascular disease 5.9%	Corticosteroids 36.3%, remdesivir 20.7%, hydroxychloroquine 13.2%, azithromycin 37.4%, convalescent plasma 3.5%	Low for mortality and mechanical ventilation; low for symptom resolution, infection, and adverse events	<p>Mortality: Very low certainty ⊕○○○</p> <p>Invasive mechanical ventilation: Very low certainty ⊕○○○</p> <p>Symptom resolution or improvement: No information</p> <p>Symptomatic infection (prophylaxis studies): Very low certainty ⊕○○○</p> <p>Adverse events: Very low certainty ⊕○○○</p> <p>Hospitalization: No information</p>
Three C trial ; ⁶⁷ Cremer et al; peer reviewed; 2021	Patients with moderate to severe COVID-19 infection. 29 assigned to canakinumab 300 to 600 mg once and 16 assigned to SOC	Mean age 68.8 ± 13.2, male 73.3%, hypertension 71.1%, diabetes 46.7%, COPD 17.8% CHD 22.2%, CKD 33.3%, cerebrovascular disease 4.4%	Steroids 46.7%, remdesivir 46.7%, convalescent plasma 9%	Low for mortality and mechanical ventilation; low for symptom resolution, infection, and adverse events	<p>Mortality: No information</p> <p>Invasive mechanical ventilation: No information</p> <p>Symptom resolution or improvement: No information</p> <p>Symptomatic infection (prophylaxis studies): No information</p> <p>Adverse events: No information</p> <p>Hospitalization: No information</p>

CERC-002 (monoclonal antibody)

Uncertainty in potential benefits and harms. Further research is needed.

Study; publication status	Patients and interventions analyzed	Comorbidities	Additional interventions	Risk of bias and study limitations	Interventions effects vs standard of care (standard of care) and GRADE certainty of the evidence
RCT					
Perlin et al. ⁶⁸ preprint; 2021	Patients with mild to moderate COVID-19 infection. 31 assigned to CERC-002 16 mg/kg once and 31 assigned to SOC	Mean age 58.5 ± 14, male 69.5%	Corticosteroids 91.5%, remdesivir 68.2%	High for mortality and mechanical ventilation; High for symptom resolution, infection, and adverse events Notes: Concealment of allocation probably inappropriate. Significant loss to follow-up.	Mortality: Very low certainty ⊕○○○ Invasive mechanical ventilation: No information Symptom resolution or improvement: No information Symptomatic infection (prophylaxis studies): No information Adverse events: Very low certainty ⊕○○○ Hospitalization: No information

Chloroquine nasal drops

Uncertainty in potential benefits and harms. Further research is needed.

Study; publication status	Patients and interventions analyzed	Comorbidities	Additional interventions	Risk of bias and study limitations	Interventions effects vs standard of care (standard of care) and GRADE certainty of the evidence
RCT					
Thakar et al; ⁶⁹ Peer reviewed; 2020	Patients with mild COVID-19. 30 assigned to chloroquine nasal drops 0.03% six times a day for 10 days and 30 assigned to SOC	Mean age 34.9 ± 10.35, male 78.3%	NR	High for mortality and mechanical ventilation; High for symptom resolution, infection, and adverse events Notes: Non-blinded study. Concealment of allocation is probably inappropriate.	Mortality: No information Invasive mechanical ventilation: No information Symptom resolution or improvement: No information Symptomatic infection (prophylaxis studies): No information Adverse events: No information Hospitalization: No information

CIGB-325

Uncertainty in potential benefits and harms. Further research is needed.

Study; publication status	Patients and interventions analyzed	Comorbidities	Additional interventions	Risk of bias and study limitations	Interventions effects vs standard of care (standard of care) and GRADE certainty of the evidence
RCT					
ATENEA-Co-300 trial ; ⁷⁰ Cruz et al; preprint; 2020	Patients with mild to moderate COVID-19. 10 assigned to CIGB-325 2.5 mg/kg/day during 5-consecutive days) and 10 assigned to standard of care	Mean age 45.3 ± 12, male 70%, hypertension 25%, diabetes 0%, cancer 5%, obesity 25%	Hydroxychloroquine 100%, lopinavir-ritonavir 100%, IFN 100%	High for mortality and invasive mechanical ventilation; high for symptom resolution, infection, and adverse events Notes: Non-blinded study. Concealment of allocation is probably inappropriate.	<p>Mortality: No information</p> <p>Invasive mechanical ventilation: No information</p> <p>Symptom resolution or improvement: Very low certainty ⊕○○○</p> <p>Symptomatic infection (prophylaxis studies): No information</p> <p>Adverse events: Very low certainty ⊕○○○</p> <p>Hospitalization: No information</p>

Clarithromycin

Uncertainty in potential benefits and harms. Further research is needed.

Study; publication status	Patients and interventions analyzed	Comorbidities	Additional interventions	Risk of bias and study limitations	Interventions effects vs standard of care (standard of care) and GRADE certainty of the evidence
RCT					
Rashad et al; ⁴⁴ preprint; 2020	Patients with mild to moderate COVID-19. 107 assigned to AZT 500 mg a day for 7 days, 99 assigned to clarithromycin 1000 mg a day for 7 days and 99 assigned to SOC	Mean age 44.4 ± 18, male 29.8%	NR	High for mortality and mechanical ventilation; High for symptom resolution, infection, and adverse events Notes: Non-blinded study. Concealment of allocation is probably inappropriate.	Mortality: No information Invasive mechanical ventilation: No information Symptom resolution or improvement: No information Symptomatic infection (prophylaxis studies): No information Adverse events: No information Hospitalization: No information

Cofactors (L-carnitine, N-acetylcysteine, nicotinamide, serine)

Uncertainty in potential benefits and harms. Further research is needed.

Study; publication status	Patients and interventions analyzed	Comorbidities	Additional interventions	Risk of bias and study limitations	Interventions effects vs standard of care (standard of care) and GRADE certainty of the evidence
RCT					
COVID-19-MCS trial ; ⁷¹ Altay et al; preprint; 2020	Patients with mild to moderate COVID-19. 71 assigned to cofactors (L-carnitine, N-acetylcysteine, nicotinamide, serine) and 22 assigned to standard of care	Mean age 35.6 ± 47, male 60%	Hydroxychloroquine 100%	Low for mortality and invasive mechanical ventilation; high for symptom resolution, infection, and adverse events Notes: Outcome assessors not blinded. Possible reporting bias.	<p>Mortality: No information</p> <p>Invasive mechanical ventilation: No information</p> <p>Symptom resolution or improvement: Very low certainty ⊕○○○</p> <p>Symptomatic infection (prophylaxis studies): No information</p> <p>Adverse events: Very low certainty ⊕○○○</p> <p>Hospitalization: No information</p>

Colchicine

Colchicine may reduce mortality and mechanical ventilation requirements; however, the certainty of the evidence was low. Further research is needed.

Study; publication status	Patients and interventions analyzed	Comorbidities	Additional interventions	Risk of bias and study limitations	Interventions effects vs standard of care (standard of care) and GRADE certainty of the evidence
RCT					
GRECCO-19 trial ; ⁷² Deftereos et al; peer-reviewed; 2020	Patients with severe COVID-19 infection. 50 assigned to colchicine 1.5 mg once followed by 0.5 mg twice daily until hospital discharge or 21 days and 55 assigned to standard of care	Median age 64 ± 11, male 58.1%, hypertension 45%, diabetes 20%, chronic lung disease 4.8%, coronary heart disease 13.3%, immunosuppression 3.75%	Hydroxychloroquine 98%, lopinavir-ritonavir 31.4%, tocilizumab 3.8%, azithromycin 92%	Low for mortality and invasive mechanical ventilation; high for symptom resolution, infection, and adverse events Notes: Non-blinded study which might have introduced bias to symptoms and adverse events outcomes results.	Mortality: RR 1 (95%CI 0.93 to 1.08); RD 0% (95%CI -1.1% to 1.3%); Moderate certainty ⊕⊕⊕○ Invasive mechanical ventilation: RR 1.02 (95%CI 0.92 to 1.13); RD 0.3% (95%CI -1.4% to -2.2%); Moderate certainty ⊕⊕⊕○
Lopes et al ; ⁷³ preprint; 2020	Patients with moderate to severe COVID-19 infection. 19 assigned to colchicine 0.5 mg three times a day, for 5 days followed by 0.5 mg twice daily for 5 days and 19 assigned to standard of care	Median age 50.75 ± 26.2, male 40%, diabetes 31.4%, chronic lung disease 14.2%, coronary heart disease 40%	Corticosteroids 40%, hydroxychloroquine 100%, azithromycin 100%, heparin 100%	High for mortality and invasive mechanical ventilation; high for symptom resolution, infection, and adverse events Notes: Non-blinded study. Concealment of allocation is probably inappropriate.	Symptom resolution or improvement: RR 0.99 (95%CI 0.96 to 1.01); RD -0.7% (95%CI -2.1% to -0.7%); High certainty ⊕⊕⊕⊕ Symptomatic infection (prophylaxis studies): No information
Salehzadeh et al ; ⁷⁴ preprint; 2020	Patients with moderate to critical COVID-19. 50 assigned to colchicine	Mean age 56, male 41%, hypertension 11%, diabetes 11%, chronic lung disease 4%,	Hydroxychloroquine 100%	High for mortality and invasive mechanical ventilation; high for symptom resolution,	Adverse events: RR 0.78 (95%CI 0.61 to 1); RD -2.2% (95%CI

	1 mg a day for 6 days and 50 assigned to standard of care	coronary heart disease 15%, chronic kidney disease 5%		infection, and adverse events Notes: Non-blinded study. Concealment of allocation is probably inappropriate.	-4% to 0%); High certainty ⊕⊕⊕⊕ Pulmonary embolism: RR 5.55 (95%CI 1.23 to 25); RD 0.4% (95%CI 0.02% to 2.2%); Low certainty ⊕⊕○○
Tardif et al; ⁷⁵ peer-reviewed; 2020	Patients recently diagnosed mild COVID-19 and risk factors for severe disease. 2235 assigned to colchicine 1 mg a day for 3 days followed by 0.5 mg for a total of 27 days and 2253 assigned to SOC	Mean age 54.3, male 46%, hypertension 36.3%, diabetes 19.9%, COPD 26.5%, CHD 5.4%, obesity 45.7%	NR	Low for mortality and mechanical ventilation; Low for symptom resolution, infection, and adverse events	Hospitalization: RR 0.8 (95%CI 0.62 to 1.03); RD -1.5% (95%CI -2.8% to 0.2%); Low certainty ⊕⊕○○
RECOVERY- Colchicine trial; ⁷⁶ Horby et al; preprint; 2021	Patients with moderate to critical COVID-19 infection. 5610 assigned to colchicine 500 mg twice a day for 10 days and 5730 assigned to SOC	Mean age 63.4 ± 13.8, male 69.5%, diabetes 25.5%, COPD 21.5%, asthma %, CHD 21%, CKD 3%	Corticosteroids 94%	Low for mortality and mechanical ventilation; some concerns for symptom resolution, infection, and adverse events Notes: Non-blinded study which might have introduced bias to symptoms and adverse events outcomes results.	

Colchicine + rosuvastatin

Uncertainty in potential benefits and harms. Further research is needed.

Study; publication status	Patients and interventions analyzed	Comorbidities	Additional interventions	Risk of bias and study limitations	Interventions effects vs standard of care and GRADE certainty of the evidence
RCT					
Gaitan-Duarte et al ; ⁷⁷ preprint; 2021	Patients with moderate to severe COVID-19 infection. 153 assigned to colchicine + rosuvastatin 1 mg + 40 mg a day for 14 days and 161 assigned to SOC	Mean age 55.4 ± 12.8, male 68%, hypertension 28%, diabetes 12%, COPD 4%	Corticosteroids 98%,	Low for mortality and mechanical ventilation; High for symptom resolution, infection, and adverse events Notes: Non-blinded study which might have introduced bias to symptoms and adverse events outcomes results.	<p>Mortality: Very low certainty ⊕○○○</p> <p>Invasive mechanical ventilation: Very low certainty ⊕○○○</p> <p>Symptom resolution or improvement: No information</p> <p>Symptomatic infection (prophylaxis studies): No information</p> <p>Adverse events: Very low certainty ⊕○○○</p> <p>Hospitalization: No information</p>

Convalescent plasma

Convalescent plasma does not reduce mortality nor mechanical ventilation requirements nor improves time to symptom resolution. Convalescent plasma probably increases severe adverse events.

Study; publication status	Patients and interventions analyzed	Comorbidities	Additional interventions	Risk of bias and study limitations	Interventions effects vs standard of care and GRADE certainty of the evidence
RCT					
Li et al ; ⁷⁸ peer-reviewed; 2020	Patients with moderate to critical COVID-19 infection. 52 assigned to convalescent plasma 4 to 13 mL/kg of recipient body weight and 51 assigned to standard of care	Median age 70 ± 8, male 58.3%, hypertension 54.3%, diabetes 10.6%, coronary heart disease 25%, chronic kidney disease 5.8%, cerebrovascular disease 17.45%, cancer 2.9%, liver disease 10.7%	Corticosteroids 39.2%, antivirals 89.3%, ATB 81%, IFN 20.2%, IVIG 25.4%	High for mortality and invasive mechanical ventilation; high for symptom resolution, infection, and adverse events Notes: Non-blinded study. Concealment of allocation is probably inappropriate.	Mortality: RR 1 (95%CI 0.94 to 1.06); RD 0% (95%CI -1% to 1%); High certainty ⊕⊕⊕⊕ Invasive mechanical ventilation: RR 1.05 (95% CI 0.94 to 1.17); RD 0.8% (95%CI -1% to 2.9%); High certainty ⊕⊕⊕⊕
CONCOVID trial ; Gharbharan et al; ⁷⁹ preprint; 2020	Patients with moderate to critical COVID-19 infection. 43 assigned to convalescent plasma 300 ml once or twice and 43 assigned to standard of care	Median age 62 ± 18, male 72%, hypertension 26%, diabetes 24.4%, chronic lung disease 26.7%, coronary heart disease 23.2%, chronic kidney disease 8.1%, immunosuppression 12.8%, cancer 9.3%	NR	Low for mortality and invasive mechanical ventilation; High for symptom resolution, infection, and adverse events Notes: Non-blinded study which might have introduced bias to symptoms and adverse events outcomes results.	Symptom resolution or improvement: RR 0.99 (95% CI 0.94 to 1.05); RD -0.6% (95%CI -3.6% to 3%); Moderate certainty ⊕⊕⊕○ Symptomatic infection (prophylaxis studies): No information
Avendaño-Solá et al ; ⁸⁰ preprint; 2020	Patients with severe COVID-19. 38 assigned to convalescent plasma 250-300 ml once and	Mean age 60.8 ± 15.5, male 54.3%, hypertension 39.5%, diabetes 20.9%, chronic lung disease 12.3%,	Corticosteroids 56.8%, remdesivir 4.94%, hydroxychloroquine 86.4%, lopinavir-ritonavir 41.9%,	Low for mortality and invasive mechanical ventilation; high for symptom resolution, infection, and adverse	Adverse events: RR 1.38 (95% CI 1.07 to 1.78); RD 3.9% (95%CI 0.7% to 8%);

	43 assigned to standard of care	asthma NR%, coronary heart disease 18.5%, chronic kidney disease 4.9%	tocilizumab 28.4%, azithromycin 61.7%	events Notes: Non-blinded study which might have introduced bias to symptoms and adverse events outcomes results.	Moderate certainty ⊕⊕⊕○ Hospitalization: RR 0.90 (95% CI 0.64 to 1.26); RD -0.7% (95%CI -2.7% to 1.9%); Low certainty ⊕⊕○○
PLACID trial , ⁸¹ Agarwal et al; preprint; 2020	Patients with severe COVID-19. 235 assigned to convalescent plasma 200 ml twice in 24 h and 229 assigned to standard of care	Median age 52 ± 18, male 76.3%, hypertension 37.3%, diabetes 43.1%, chronic lung disease 3.2%, coronary heart disease 6.9%, chronic kidney disease 3.7%, cerebrovascular disease 0.9%, cancer 0.2%, obesity 7.1%	Corticosteroids 64.4%, remdesivir 4.3%, hydroxychloroquine 67.7%, lopinavir-ritonavir 14.2%, tocilizumab 9%, azithromycin 63.8%	Low for mortality and invasive mechanical ventilation; high for symptom resolution, infection, and adverse events Notes: Non-blinded study which might have introduced bias to symptoms and adverse events outcomes results.	
PLASM-AR trial , ⁸² Simonovich et al; peer-reviewed; 2020	Patients with severe to critical COVID-19. 228 assigned to convalescent plasma and 105 assigned to standard of care	Mean age 62 ± 20, male 67.6%, hypertension 47.7%, diabetes 18.3%, COPD 7.5%, asthma 4.2%, coronary heart disease 3.3%, chronic kidney disease 4.2%	Corticosteroids 93.3%, hydroxychloroquine 0.3%, lopinavir-ritonavir 3%, tocilizumab 4.2%	Low for mortality and mechanical ventilation; low for symptom resolution, infection, and adverse events	
ILBS-COVID-02 trial , ⁸³ Bajpai et al; preprint; 2020	Patients with severe to critical COVID-19. 14 assigned to convalescent plasma 500 ml twice and 15 assigned to standard of care	Mean age 48.2 ± 9.8, male 75.9%,	Hydroxychloroquine 100%, azithromycin 100%,	Low for mortality and mechanical ventilation; high for symptom resolution, infection, and adverse events Notes: Non-blinded study which might have introduced bias to symptoms and adverse	

				events outcomes results.
AlQahtani et al ; ⁸⁴ preprint; 2020	Patients with severe to critical COVID-19. 20 assigned to convalescent plasma 200 ml twice and 20 assigned to standard of care	Mean age 51.6 ± 13.7, male 80%, hypertension 25%, diabetes 30%, COPD 7.5%, asthma %, coronary heart disease 10%, chronic kidney disease 5%	Corticosteroids 12.5%, hydroxychloroquine 92.5%, lopinavir-ritonavir 85%, tocilizumab 30%, azithromycin 87.5%	High for mortality and mechanical ventilation; high for symptom resolution, infection, and adverse events Notes: Non-blinded study. Concealment of allocation is probably inappropriate.
Fundacion INFANT-Plasma trial ; ⁸⁵ Libster et al; preprint; 2020	Patients with mild to moderate COVID-19. 80 assigned to convalescent plasma 250 ml and 80 assigned to standard of care	Mean age 77.1 ± 8.6, male 47.5%, hypertension 71.2%, diabetes 22.5%, COPD 4.4%, asthma 3.8%, coronary heart disease 13.1%, chronic kidney disease 2.5%, cancer 3.8%, obesity 7.5%	NR	Low for mortality and mechanical ventilation; low for symptom resolution, infection, and adverse events
PICP19 trial ; ⁸⁶ Ray et al; preprint; 2020	Patients with severe COVID-19. 40 assigned to convalescent plasma 200 ml and 40 assigned to standard of care	Mean age 61 ± 11.5, male 71.2%,	NR	High for mortality and mechanical ventilation; high for symptom resolution, infection, and adverse events Notes: Non-blinded study. Concealment of allocation is probably inappropriate.
RECOVERY-Plasma trial ; ⁸⁷ Horby et al; Other; 2020	Patients with severe to critical COVID-19 infection. 5795 assigned to CP 275 ml a day for two days and	Median age 63.5 ± 14.7, male 64.2%, diabetes 26%, COPD 24%, CHD 22%	Corticosteroids <1%, lopinavir-ritonavir <1%, azithromycin 10%, colchicine 14%	Low for mortality and mechanical ventilation; Some concerns for symptom resolution, infection, and adverse

	5763 assigned to SOC			events Notes: Non-blinded study which might have introduced bias to symptoms and adverse events outcomes results.
Baklaushev et al , ⁸⁸ peer reviewed; 2020	Patients with moderate to severe COVID-19. 46 assigned to CP 640 ml divided in two infusions and 20 assigned to SOC	Age 56.3 ± 11, male 60.6%	NR	High for mortality and mechanical ventilation; high for symptom resolution, infection, and adverse events Notes: Non-blinded study. Concealment of allocation is probably inappropriate.
O'Donnell et al , ⁸⁹ Peer-reviewed; 2021	Patients with severe to critical COVID-19 infection. 150 assigned to CP one infusion and 73 assigned to SOC	Median age 61 ± 23, male 65.9%, hypertension 33.6%, diabetes 36.8%, COPD 9%, CHD 37.7%, CKD 9.4%, obesity 48.8%	Corticosteroids 81%, remdesivir 6%, hydroxychloroquine 6%	Some concerns for mortality and mechanical ventilation; some concerns for symptom resolution, infection, and adverse events Notes: Sensitivity analysis including loss to follow-up patients significantly modified results. At the time mortality was measured the number of patients on IMV was significantly higher in the intervention arm.
Beltran Gonzalez et	Patients with severe to	Mean age 58 ± 25, male	Corticosteroids 82.6%	High for mortality and

al ; ⁹⁰ preprint; 2021	critical COVID-19 infection. 130 assigned to CP 200 ml a day for 2 days and 60 assigned to IVIG	62.6%, hypertension 35.2%, diabetes 34.7%, COPD 4.7%, CHD 3.1%, CKD 3.1%, cerebrovascular disease 1.05%, cancer 0.53%, obesity 41.5%		mechanical ventilation; High for symptom resolution, infection, and adverse events Notes: Non-blinded study. Concealment of allocation is probably inappropriate.	
Pouladzadeh et al ; ⁹¹ peer reviewed; 2021	Patients with severe COVID-19 infection. 30 assigned to CP 500 ml once or twice and 30 assigned to SOC	Mean age 55.3 ± 13.6, male 55%, comorbidities 50%	NR	Low for mortality and mechanical ventilation; high for symptom resolution, infection, and adverse events Notes: Non-blinded study which might have introduced bias to symptoms and adverse events outcomes results.	
SBU-COVID19 - Convalescent Plasma trial ; ⁹² Bennett-Guerrero et al; peer reviewed; 2021	Patients with severe to critical COVID-19 infection. 59 assigned to CP 480 ml once and 15 assigned to SOC	Mean age 65.5 ± 16.6, male 59.5%, hypertension 68.9%, diabetes 33.7%, COPD 12.1%, CHD 17.6%, CKD 9.5%, cerebrovascular disease 14.8%, immunosuppressive therapy 8.1%	Corticosteroids 60.8%, remdesivir 24.3%, hydroxychloroquine 31%, tocilizumab 21.6%	Low for mortality and mechanical ventilation; low for symptom resolution, infection, and adverse events	
Salman et al ; ⁹³ peer reviewed; 2021	Patients with severe COVID-19 infection. 15 assigned to CP 250 ml once and 15 assigned to SOC	Median age 57 ± 10, male 70%, diabetes 30%, asthma 16.6%, cerebrovascular disease 43.3%	Corticosteroids 76.6%	Low for mortality and mechanical ventilation; low for symptom resolution, infection, and adverse events	

<p>CAPSID trial;⁹⁴ Koerper et al; preprint; 2021</p>	<p>Patients with severe to critical COVID-19 infection. 53 assigned to CP 850 ml in three infusions and 52 assigned to SOC</p>	<p>Mean age 60 ± 13, male 73.3%, hypertension 56.2%, diabetes 31.4%, COPD 16.2%, CHD 21.9%, cancer 4.7%, obesity 54.2%</p>	<p>Corticosteroids 89.5%</p>	<p>High for mortality and mechanical ventilation; high for symptom resolution, infection, and adverse events</p> <p>Notes: Non-blinded study. Concealment of allocation is probably inappropriate.</p>	
<p>REMAP-CAP trial;⁹⁵ Green et al; 2021</p>	<p>Patients with moderate to critical COVID-19 infection. 1075 assigned to CP 550-700 ml and 904 assigned to SOC</p>	<p>Mean age 62 ± 12.9, male 67.6%, diabetes 30.9%, COPD 23.2%, asthma 19.4%, CHD 8.1%, CKD 10.4%, immunosuppressive therapy 6.4%, cancer 1.4%</p>	<p>Corticosteroids 93.4%, remdesivir 45.1%, tocilizumab 2%</p>	<p>Low for mortality and mechanical ventilation; Some concerns for symptom resolution, infection, and adverse events</p> <p>Notes: Non-blinded study which might have introduced bias to symptoms and adverse events outcomes results.</p>	
<p>CONCOR-1 trial;⁹⁶ Bégin et al; preprint; 2021</p>	<p>Patients with severe COVID-19 infection. 614 assigned to CP 500 ml and 307 assigned to SOC</p>	<p>Mean age 67.5 ± 15.6, male 59.1%, diabetes 35%, COPD 24.1%, CHD 62%</p>	<p>Corticosteroids 80.4%, azithromycin 44.3%</p>	<p>Low for mortality and mechanical ventilation; high for symptom resolution, infection, and adverse events</p> <p>Notes: Non-blinded study which might have introduced bias to symptoms and adverse events outcomes results.</p>	
<p>PLACOVID trial;⁹⁷ Sekine et al; peer reviewed; 2021</p>	<p>Patients with severe to critical COVID-19 infection. 80 assigned</p>	<p>Median age 60.5 ± 20, male 58.1%, hypertension 61.3%,</p>	<p>Corticosteroids 98.8%</p>	<p>Low for mortality and mechanical ventilation; high for symptom</p>	

	to CP 300 ml twice and 80 assigned to SOC	diabetes 39.4%, COPD 13.8%, CHD 21.9%, obesity 56.9%		resolution, infection, and adverse events Notes: Non-blinded study which might have introduced bias to symptoms and adverse events outcomes results.
COVIDIT trial , ⁹⁸ Kirenga et al; peer reviewed; 2021	Patients with moderate to severe COVID-19 infection. 69 assigned to CP 150-300 ml twice and 67 assigned to SOC	Mean age 50 ± 23.5, male 71.3%, hypertension 36%, diabetes 32%, asthma 3.7%, obesity 33.3%	Corticosteroids 58.8%,	Low for mortality and mechanical ventilation; high for symptom resolution, infection, and adverse events Notes: Non-blinded study which might have introduced bias to symptoms and adverse events outcomes results.
C3PO trial , ⁹⁹ Korley et al; peer reviewed; 2021	Patients with early mild to moderate COVID-19 infection with risk factors for severe disease. 257 assigned to CP 250 ml and 254 assigned to SOC	Median age 54 ± 21, male 46%, hypertension 42.3%, diabetes 27.8%, COPD 6.1%, CHD 10%, CKD 5.3%, cancer 0.8%, obesity %	NR	Low for mortality and mechanical ventilation; low for symptom resolution, infection, and adverse events
DAWn-Plasma trial , ¹⁰⁰ Devos et al; peer reviewed; 2021	Patients with moderate to severe COVID-19 infection. 320 assigned to CP 200 to 250 ml once or twice and 163 assigned to SOC	Mean age 62 ± 14, male 68.7%, hypertension %, diabetes 29.6%, COPD 9.4%, asthma 10.1%, CHD 14.1%, CKD 13.4%,	Corticosteroids 66.4%, remdesivir 14.8%, hydroxychloroquine 1.4%, lopinavir-ritonavir 0.4%, tocilizumab 0.6%,	Low for mortality and mechanical ventilation; high for symptom resolution, infection, and adverse events Notes: Non-blinded study which might have introduced bias to

				symptoms and adverse events outcomes results.	
Balcells et al ; ¹⁰¹ peer reviewed; 2020	Patients with moderate to severe COVID-19. 28 assigned to convalescent plasma at enrolment, 200 mg twice and 30 assigned to convalescent plasma when clinical deterioration was observed (43.3% received CP in this arm)	Mean age 65.8 ± 65, male 50%, hypertension 67.2%, diabetes 36.2%, chronic lung disease %, asthma 5.1%, coronary heart disease %, chronic kidney disease 8.6%, cerebrovascular disease 5.1%, immunosuppression 12%, cancer 7%, obesity 12%	Corticosteroids 51.7%, hydroxychloroquine 12%, lopinavir-ritonavir 1.7%, tocilizumab 3.4%	Low for mortality and invasive mechanical ventilation; high for symptom resolution, infection, and adverse events Notes: Non-blinded study which might have introduced bias to symptoms and adverse events outcomes results.	Mortality: Very low certainty ⊕○○○ Invasive mechanical ventilation: Very low certainty ⊕○○○ Symptom resolution or improvement: No information Symptomatic infection (prophylaxis studies): No information Adverse events: Very low certainty ⊕○○○ Hospitalization: No information
Non-RCT					
Joyner et al ; ¹⁰² peer-reviewed; 2020	Patients with moderate to critical COVID-19 infection. 20000 received CP	Median age 62.3 ± 79.3, male 60.8%	NR	Low for specific transfusion related adverse events	Adverse events: Transfusion related circulatory overload 0.18%; Transfusion related lung injury 0.10%; Severe allergic transfusion reaction 0.10%

Dapagliflozin

Dapagliflozin may reduce mortality but probably does not increase symptom resolution. Further research is needed.

Study; publication status	Patients and interventions analyzed	Comorbidities	Additional interventions	Risk of bias and study limitations	Interventions effects vs standard of care and GRADE certainty of the evidence
RCT					
DARE-19 trial ¹⁰³ Kosiborod et al; peer reviewed; 2021	Patients with moderate COVID-19 infection and cardiometabolic risk factors. 625 assigned to dapagliflozin 10 mg for 30 days and 625 assigned to SOC	Mean age 61.4 ± 13.5, male 57.4%, hypertension 84.8%, diabetes 50.9%, COPD 4.6%, CHD 7.2%, CKD 6.6%, obesity 48.1%	Corticosteroids 28.4%, remdesivir 18%	Low for mortality and mechanical ventilation; low for symptom resolution, infection, and adverse events	<p>Mortality: RR 0.76 (95%CI 0.51 to 1.12); RD -3.8% (95%CI -7.8% to 1.9%); Low certainty ⊕⊕○○</p> <p>Invasive mechanical ventilation: No information</p> <p>Symptom resolution or improvement: RR 1.02 (95%CI 0.98 to 1.06); RD 1.2% (95%CI -1.2% to 3.6%); Moderate certainty ⊕⊕⊕○</p> <p>Symptomatic infection (prophylaxis studies): No information</p> <p>Adverse events: Very low certainty ⊕○○○</p> <p>Hospitalization: No information</p>

Darunavir-cobicistat

Uncertainty in potential benefits and harms. Further research is needed.

Study; publication status	Patients and interventions analyzed	Comorbidities	Additional interventions	Risk of bias and study limitations	Interventions effects vs standard of care and GRADE certainty of the evidence
---------------------------	-------------------------------------	---------------	--------------------------	------------------------------------	---

RCT

DC-COVID-19 trial ; ¹⁰⁴ Chen et al; peer-reviewed; 2020	Patients with mild COVID-19 infection. 15 assigned to darunavir-cobicistat 800 mg/150 mg once a day for 5 days and 15 assigned to standard of care	Mean age 47.2 ± 2.8, male NR, diabetes 6.6%, coronary heart disease 26.6%	NR	High for mortality and invasive mechanical ventilation; high for symptom resolution, infection, and adverse events Notes: Non-blinded study. Concealment of allocation is probably inappropriate.	Mortality: No information Invasive mechanical ventilation: No information Symptom resolution or improvement: No information Symptomatic infection (prophylaxis studies): No information Adverse events: No information Hospitalization: No information
--	--	---	----	--	---

Dimethyl sulfoxide (DSMO) (nasal spray)

Uncertainty in potential benefits and harms. Further research is needed.

Study; publication status	Patients and interventions analyzed	Comorbidities	Additional interventions	Risk of bias and study limitations	Interventions effects vs standard of care and GRADE certainty of the evidence
---------------------------	-------------------------------------	---------------	--------------------------	------------------------------------	---

RCT

Hosseinzadeh et al , ¹⁰⁵ preprint; 2021	Patients exposed to COVID-19 infection. 116 assigned to DSMO three applications a day for one month and 116 assigned to SOC	Mean age 37.2 ± 8.7	NR	Low for mortality and mechanical ventilation; high for symptom resolution, infection, and adverse events Notes: Non-blinded study which might have introduced bias to symptoms and adverse events outcomes results.	Mortality: No information Invasive mechanical ventilation: No information Symptom resolution or improvement: No information Symptomatic infection (prophylaxis studies): Very low certainty ⊕○○○ Adverse events: No information Hospitalization: No information
--	---	---------------------	----	--	--

Doxycycline

Uncertainty in potential benefits and harms. Further research is needed.

Study; publication status	Patients and interventions analyzed	Comorbidities	Additional interventions	Risk of bias and study limitations	Interventions effects vs standard of care and GRADE certainty of the evidence
---------------------------	-------------------------------------	---------------	--------------------------	------------------------------------	---

RCT

DOXYCOV trial , ¹⁰⁶ Sobngwi et al; preprint; 2021	Patients with mild COVID-19 infection. 92 assigned to doxycycline 200 mg a day for 7 days and 95 assigned to SOC	Mean age 39 ± 13, male 52.4%, hypertension 1.1%, asthma 1.6%	NR	Low for mortality and mechanical ventilation; high for symptom resolution, infection, and adverse events Notes: Non-blinded study which might have introduced bias to	Mortality: No information Invasive mechanical ventilation: No information Symptom resolution or improvement: RR 1
--	--	--	----	--	--

				symptoms and adverse events outcomes results.	(95%CI 0.97 to 1.03); RD 0% (95%CI -1.8% to 1.8%); High certainty ⊕⊕⊕⊕
PRINCIPLE trial ; ¹⁰⁷ Butler et al; peer reviewed; 2021	Patients with mild COVID-19 infection. 780 assigned to doxycycline 200 mg once followed by 100 mg a day for 7 days and 948 assigned to SOC	Mean age 61.1 ± 7.9, male 44.1%, hypertension 41.5%, diabetes 18%, COPD 37.3%, CHD 14.2%, cerebrovascular disease 6.2%	NR	Low for mortality and mechanical ventilation; low for symptom resolution, infection, and adverse events	Symptomatic infection (prophylaxis studies): No information Adverse events: Very low certainty ⊕○○○ Hospitalization: RR 1.13 (95%CI 0.73 to 1.74); RD 0.5% (95%CI -1.4% to 2.6%); Low certainty ⊕⊕○○

Dutasteride

Uncertainty in potential benefits and harms. Further research is needed.

Study; publication status	Patients and interventions analyzed	Comorbidities	Additional interventions	Risk of bias and study limitations	Interventions effects vs standard of care and GRADE certainty of the evidence
---------------------------	-------------------------------------	---------------	--------------------------	------------------------------------	---

RCT

AB-DRUG-SARS-004 trial ; ¹⁰⁸ Cadejani et al; preprint; 2020	Patients with mild COVID-19. 64 assigned to dutasteride (dosage not reported) and 66 assigned to standard of care	Mean age 42 ± 12, male 100 %, diabetes 11%, COPD 0%, asthma 1%, coronary heart disease 1%, cancer 0%, obesity 15.4%	NR	High for mortality and mechanical ventilation; High for symptom resolution, infection, and adverse events Notes: Concealment of allocation probably inappropriate.	Mortality: No information Invasive mechanical ventilation: No information Symptom resolution or improvement: Very low certainty ⊕○○○
EAT-DUTA	Patients with mild to	Mean age 41.9 ± 12.4,	NR	High for mortality and	⊕○○○

AndroCoV trial ; ¹⁰⁹ Cadejani et al; Peer reviewed; 2020	moderate COVID-19. 43 assigned to dutasteride 0.5 mg a day for 30 days and 44 assigned to SOC	male 100%, hypertension 21.8%, diabetes 9.2%, COPD 0%, asthma 1.1%, CHD 1.1%, cancer 0%, obesity 10.3%		mechanical ventilation; High for symptom resolution, infection, and adverse events Notes: Significant lost to follow-up.	Symptomatic infection (prophylaxis studies): No information Adverse events: No information Hospitalization: Very low certainty ⊕○○○
--	---	--	--	---	--

Electrolyzed saline

Uncertainty in potential benefits and harms. Further research is needed.

Study; publication status	Patients and interventions analyzed	Comorbidities	Additional interventions	Risk of bias and study limitations	Interventions effects vs standard of care and GRADE certainty of the evidence
---------------------------	-------------------------------------	---------------	--------------------------	------------------------------------	---

RCT

TX-COVID19 trial ; ¹¹⁰ Delgado-Enciso et al; preprint; 2020	Patients with mild to moderate COVID-19. 45 assigned to electrolyzed saline nebulizations 4 times a day for 10 days and 39 assigned to standard of care	Mean age 47 ± 14.6, male 53.5%, hypertension 18.9%, diabetes 11.9%	Corticosteroids 3.65%, remdesivir %, hydroxychloroquine 7.5%, ivermectin 9.4%, ATB 30.6%	High for mortality and invasive mechanical ventilation; high for symptom resolution, infection, and adverse events Notes: Non-blinded study. Concealment of allocation is probably inappropriate.	Mortality: Very low certainty ⊕○○○ Invasive mechanical ventilation: No information Symptom resolution or improvement: No information Symptomatic infection (prophylaxis studies): Very low certainty ⊕○○○ Adverse events: No information Hospitalization:
--	---	--	--	--	--

					Very low certainty ⊕○○○
--	--	--	--	--	----------------------------

Emtricitabine/tenofovir

Uncertainty in potential benefits and harms. Further research is needed.

Study; publication status	Patients and interventions analyzed	Comorbidities	Additional interventions	Risk of bias and study limitations	Interventions effects vs standard of care and GRADE certainty of the evidence
RCT					
Gaitan-Duarte et al ; ¹¹¹ preprint; 2021	Patients with moderate to severe COVID-19 infection. 160 assigned to emtricitabine/tenofovir 200/300 mg once a day for 10 days and 161 assigned to SOC	Mean age 55.4 ± 12.8, male 68%, hypertension 28%, diabetes 12%, COPD 4%	Corticosteroids 98%,	Low for mortality and mechanical ventilation; High for symptom resolution, infection, and adverse events Notes: Non-blinded study which might have introduced bias to symptoms and adverse events outcomes results.	Mortality: Very low certainty ⊕○○○ Invasive mechanical ventilation: Very low certainty ⊕○○○ Symptom resolution or improvement: No information Symptomatic infection (prophylaxis studies): No information Adverse events: Very low certainty ⊕○○○ Hospitalization: No information

Enisamium

Uncertainty in potential benefits and harms. Further research is needed.

Study; publication status	Patients and interventions analyzed	Comorbidities	Additional interventions	Risk of bias and study limitations	Interventions effects vs standard of care and GRADE certainty of the evidence
RCT					
Holubovska et al. ¹¹² Preprint; 2020	Patients with moderate to severe COVID-19. assigned to enisamium 500 mg 4 times a day for 7 days or SOC. Number of patients in each arm not reported.	NR	NR	High for mortality and mechanical ventilation; High for symptom resolution, infection, and adverse events Notes: Concealment of allocation probably inappropriate.	Mortality: No information Invasive mechanical ventilation: No information Symptom resolution or improvement: Very low certainty ⊕○○○ Symptomatic infection (prophylaxis studies): No information Adverse events: No information Hospitalization: No information

Famotidine

Uncertainty in potential benefits and harms. Further research is needed.

Study; publication status	Patients and interventions analyzed	Comorbidities	Additional interventions	Risk of bias and study limitations	Interventions effects vs standard of care and GRADE certainty of the evidence
Non-RCT					
Samimagham et al. ¹¹³ preprint; 2021	Patients with moderate to severe COVID-19 infection. 10 assigned to famotidine 160 mg for up to 14 days and 10 assigned to SOC	Mean age 47.5 ± 13, male 60%,	NR	<p>Low for mortality and mechanical ventilation; high for symptom resolution, infection, and adverse events</p> <p>Notes: Non-blinded study which might have introduced bias to symptoms and adverse events outcomes results.</p>	<p>Mortality: Very low certainty ⊕○○○</p> <p>Invasive mechanical ventilation: No information</p> <p>Symptom resolution or improvement: No information</p> <p>Symptomatic infection (prophylaxis studies): No information</p> <p>Adverse events: No information</p> <p>Hospitalization: No information</p>

Favipiravir

Favipiravir may not reduce mortality nor mechanical ventilation requirements and it probably does not improve time to symptom resolution. Further research is needed.

Study; publication status	Patients and interventions analyzed	Comorbidities	Additional interventions	Risk of bias and study limitations	Interventions effects vs standard of care and GRADE certainty of the evidence
RCT					
Chen et al; preprint; ¹¹⁴ 2020	Patients with moderate to critical COVID-19 infection. 116 assigned to favipiravir 1600 mg twice the first day followed by 600 mg twice daily for 7 days and 120 assigned to umifenovir 200 mg three times daily for 7 days	Mean age not reported male 46.6%, hypertension 27.9%, diabetes 11.4%	NR	High for mortality and invasive mechanical ventilation; high for symptom resolution, infection, and adverse events Notes: Non-blinded study. Concealment of allocation is probably inappropriate.	Mortality: RR 1.09 (95%CI 0.72 to 1.64); RD 1.4% (95%CI -4.5% to 10.2%); Low certainty ⊕⊕○○ Invasive mechanical ventilation: RR 1.24 (95%CI 0.72 to 2.12); RD 4.2% (95%CI -4.8% to 19.5%); Low certainty ⊕⊕○○
Ivashchenko et al ¹¹⁵ peer-reviewed; 2020	Patients with moderate COVID-19 infection. 20 assigned to favipiravir 1600 mg once followed by 600 mg twice a day for 12 days, 20 assigned to favipiravir and 20 assigned to standard of care	Mean age not reported	NR	High for mortality and invasive mechanical ventilation; high for symptom resolution, infection, and adverse events Notes: Non-blinded study. Concealment of allocation is probably inappropriate.	Symptom resolution or improvement: RR 0.99 (95%CI 0.9 to 1.09); RD -0.6% (95%CI -6% to 5.6%); Moderate certainty ⊕⊕⊕○ Symptomatic infection (prophylaxis studies): No information
Lou et al; ⁴⁹ preprint; 2020	Patients with mild to severe COVID-19 infection. 10 assigned to baloxavir 80 mg a day on days 1, 4 and 7,	Mean age 52.5 ± 12.5, male 72.4%, hypertension 20.7%, diabetes 6.9%, coronary heart disease 13.8%,	Antivirals 100%, IFN 100%	High for mortality and invasive mechanical ventilation; high for symptom resolution, infection, and adverse	Adverse events: Very low certainty ⊕○○○ Hospitalization:

	9 assigned to favipiravir and 10 assigned to standard of care			events Notes: Non-blinded study. Concealment of allocation is probably inappropriate.	Very low certainty ⊕○○○ Hospitalization: No information
Doi et al. ¹¹⁶ peer-reviewed; 2020	Patients with mild COVID-19. 44 assigned to favipiravir (early) 1800 mg on day 1 followed by 800 mg twice daily for 10 days and 45 assigned to favipiravir (late) 1800 mg on day 6 followed by 800 mg twice daily for 10 days	Median age 50 ± 26.5, male 61.4%, comorbidities 39%	Corticosteroids 2.3%, ATB 12.5%	High for mortality and invasive mechanical ventilation; high for symptom resolution, infection, and adverse events Notes: Non-blinded study. Concealment of allocation is probably inappropriate.	
Dabbous et al. ¹¹⁷ preprint; 2020	Patients with mild to moderate COVID-19. 50 assigned to favipiravir 3200 mg once followed by 1200 mg a day for 10 days and 50 assigned to hydroxychloroquine + oseltamivir 800 mg once followed by 400 mg a day for 10 days + 75 mg a day for 10 days	Mean age 36.3 ± 12, male 50%, any comorbidities 15%	NR	High for mortality and invasive mechanical ventilation; High for symptom resolution, infection, and adverse events Notes: Non-blinded study. Concealment of allocation is probably inappropriate.	
Zhao et al. ¹¹⁸ peer-reviewed; 2020	Patients with moderate to critical COVID-19 infection. 13 assigned to favipiravir 3200 mg once followed by 600	Mean age 72 ± 40, male 54%, hypertension 42.3%, diabetes 11.5%, coronary heart disease 23.1%	NR	High for mortality and invasive mechanical ventilation; high for symptom resolution, infection, and adverse events	

	mg twice a day for 7 days, 7 assigned to TCZ 400 mg once or twice and 5 assigned to favipiravir + TCZ			Notes: Non-blinded study. Concealment of allocation is probably inappropriate.
Khamis et al. ¹¹⁹ peer-reviewed; 2020	Patients with moderate to severe COVID-19. 44 assigned to favipiravir + inhaled interferon beta-1B 1600 mg once followed by 600 mg twice a day for 10 days + 8 million UI for 5 days and 45 assigned to standard of care	Mean age 55 ± 14, male 58%, hypertension 54%, diabetes 45%, COPD 5.6%, coronary heart disease 15%, chronic kidney disease 20%	Corticosteroids 67%, tocilizumab 35%, convalescent plasma 58%	High for mortality and invasive mechanical ventilation; high for symptom resolution, infection, and adverse events Notes: Non-blinded study. Concealment of allocation is probably inappropriate.
Ruzhentsova et al. ¹²⁰ preprint; 2020	Patients with mild to moderate COVID-19. 112 assigned to favipiravir 1800 mg once followed by 800 mg twice a day for 10 days and 56 assigned to standard of care	Mean age 42 ± 10.5, male 47%	NR	Low for mortality and mechanical ventilation; High for symptom resolution, infection, and adverse events Notes: Non-blinded study which might have introduced bias to symptoms and adverse events outcomes results.
Promomed ; NCT04542694; Other; 2020	Patients with moderate COVID-19. 100 assigned to favipiravir 3200 mg once followed by 600 mg twice a day for 14 days and 100 assigned to standard of care	Mean age 49.68 ± 13.09, male 48.5%,	NR	High for mortality and mechanical ventilation; High for symptom resolution, infection, and adverse events Notes: Non-blinded study. Concealment of allocation is probably

				inappropriate.	
Udwadia et al ; ¹²¹ peer-reviewed; 2020	Patients with mild to moderate COVID-19. 72 assigned to favipiravir 3600 mg once followed by 800 mg twice a day for 14 days and 75 assigned to standard of care	Mean age 43.4 ± 11.7, male 73.5%, comorbidities 25.9%	NR	Low for mortality and mechanical ventilation; high for symptom resolution, infection, and adverse events Notes: Non-blinded study which might have introduced bias to symptoms and adverse events outcomes results.	
Balykova et al ; ¹²² peer-reviewed; 2020	Patients with moderate to severe COVID-19. 100 assigned to favipiravir 3200 mg once followed by 1200 mg a day for 14 days and 100 assigned to SOC	Mean age 49.7 ± 13, male 50%, hypertension 28.5%, diabetes 9%, COPD 5%, asthma %, CHD 6%,	NR	High for mortality and mechanical ventilation; high for symptom resolution, infection, and adverse events Notes: Non-blinded study. Concealment of allocation is probably inappropriate.	
Solaymani-Dodaran et al ; ¹²³ peer-reviewed; 2021	Patients with severe to critical COVID-19 infection. 190 assigned to favipiravir 1800 mg a day for 7 days and 183 assigned to lopinavir-ritonavir	Mean age 57.6 ± 17.3, male 55%, hypertension 34.9%, diabetes 25.7%, COPD 3.5%, asthma 3.8%, CHD 10.7%, CKD 1.6%	Corticosteroids 27.6%, remdesivir 1.1%,	Low for mortality and mechanical ventilation; Low for symptom resolution, infection, and adverse events	
Zhao et al ; ¹²⁴ peer-reviewed; 2021	Patients with COVID-19 infection who were discharged from hospital. 36 assigned to Favipiravir 3200 mg once followed by	Mean age 55.7 ± 13.6, male 45.5%, hypertension 30.9%, diabetes 14.5%, CHD 7.3%, cancer 7.3%	Corticosteroids 3.6%, remdesivir 0%, hydroxychloroquine 5.5%, lopinavir-ritonavir 16.4%,	High for mortality and mechanical ventilation; high for symptom resolution, infection, and adverse events	

	1200 mg a day for 7 days and 19 assigned to SOC			Notes: Non-blinded study. Concealment of allocation is probably inappropriate.	
FACCT trial ; ¹²⁵ Bosaeed et al; preprint; 2021	Patients with severe to critical COVID-19 infection. 125 assigned to favipiravir + HCQ 3600 mg + 800 mg once followed by 2400 mg + 400 mg a day for 5 days and 129 assigned to SOC	Mean age 52 ± 13, male 59%, hypertension 40.9%, diabetes 42.1%, asthma 11.8%, CKD 2.4%	Corticosteroids 88.6%, tocilizumab 9%	Low for mortality and mechanical ventilation; high for symptom resolution, infection, and adverse events Notes: Non-blinded study which might have introduced bias to symptoms and adverse events outcomes results.	
Shinkai et al ; ¹²⁶ peer reviewed; 2021	Patients with moderate COVID-19 infection. 107 assigned to favipiravir 3200 mg once followed by 1600 mg a day for 14 days and 49 assigned to SOC	Mean age 46.2, any commorbiditie 75.6%	NR	Low for mortality and mechanical ventilation; high for symptom resolution, infection, and adverse events Notes: Non-blinded study which might have introduced bias to symptoms and adverse events outcomes results.	

Febuxostat

Uncertainty in potential benefits and harms. Further research is needed.

Study; publication status	Patients and interventions analyzed	Comorbidities	Additional interventions	Risk of bias and study limitations	Interventions effects vs standard of care and GRADE certainty of the evidence
RCT					
Davoodi et al ; ¹²⁷ peer-reviewed; 2020	Patients with moderate to severe	Mean age 57.7 ± 8.4, male 59%, hypertension	NR	High for mortality and invasive mechanical	Mortality: No information

	COVID-19 infection. 30 assigned to febuxostat 80 mg per day and 30 assigned to HCQ	NR%, diabetes 27.8%, chronic lung disease 1.9%		ventilation; high for symptom resolution, infection, and adverse events Notes: Non-blinded study. Concealment of allocation is probably inappropriate.	<p>Invasive mechanical ventilation: No information</p> <p>Symptom resolution or improvement: No information</p> <p>Symptomatic infection (prophylaxis studies): No information</p> <p>Adverse events: No information</p> <p>Hospitalization: Very low certainty ⊕○○○</p> <p>Hospitalization: No information</p>
--	--	--	--	---	---

Finasteride

Uncertainty in potential benefits and harms. Further research is needed.

Study; publication status	Patients and interventions analyzed	Comorbidities	Additional interventions	Risk of bias and study limitations	Interventions effects vs standard of care and GRADE certainty of the evidence
---------------------------	-------------------------------------	---------------	--------------------------	------------------------------------	---

RCT

Zarehoseinzade et al. , ¹²⁸ peer reviewed; 2021	Patients with moderate to severe COVID-19 infection. 40 assigned to finasteride 5 mg a day for 7 days and 40 assigned to SOC	Mean age 72 ± 14, male 100%, hypertension 66.3%, diabetes 25%, COPD 12.5%	NR	High for mortality and mechanical ventilation; high for symptom resolution, infection, and adverse events Notes: Concealment of allocation and blinding	<p>Mortality: Very low certainty ⊕○○○</p> <p>Invasive mechanical ventilation: No information</p> <p>Symptom resolution or</p>
--	--	---	----	--	--

				probably inappropriate.	<p>improvement: No information</p> <p>Symptomatic infection (prophylaxis studies): No information</p> <p>Adverse events: Very low certainty ⊕○○○</p> <p>Hospitalization: No information</p> <p>Hospitalization: No information</p>
--	--	--	--	-------------------------	---

Fluvoxamine

Fluvoxamine probably reduces hospitalizations and may not increase severe adverse events. Further research is needed.

Study; publication status	Patients and interventions analyzed	Comorbidities	Additional interventions	Risk of bias and study limitations	Interventions effects vs standard of care and GRADE certainty of the evidence
---------------------------	-------------------------------------	---------------	--------------------------	------------------------------------	---

RCT

Lenze et al ; ¹²⁹ peer-reviewed; 2020	Patients with mild to moderate COVID-19. 80 assigned to fluvoxamine incremental dose to 100 mg three times a day for 15 days and 72 assigned to standard of care	Median age 45.5 ± 20.5, male 28.2%, hypertension 19.7%, diabetes 11%, asthma 17.1%, obesity 56.6%	NR	Low for mortality and mechanical ventilation; low for symptom resolution, infection, and adverse events	<p>Mortality: Very low certainty ⊕○○○</p> <p>Invasive mechanical ventilation: Very low certainty ⊕○○○</p> <p>Symptom resolution or improvement: No information</p>
TOGETHER-Fluvoxamine trial ; ¹³⁰ Reis et al; preprint; 2021	Patients with mild to moderate COVID-19 infection. 739 assigned to fluvoxamine	Median age 50 ± 18, male 42.5%, hypertension 13.2%, diabetes 16.5%, COPD	NR	Low for mortality and mechanical ventilation; low for symptom resolution, infection,	<p>Symptomatic infection (prophylaxis</p>

	100 mg a day for 10 days and 733 assigned to SOC	0.6%, asthma 1.8%, CHD 1.1%, CKD 0.3%, obesity 0.2%		and adverse events	<p>studies): No information</p> <p>Adverse events: RR 0.74 (95%CI 0.49 to 1.13); RD -2.7% (95%CI -5.2% to 1.3%); Low certainty ⊕⊕○○</p> <p>Hospitalization: RR 0.78 (95%CI 0.59 to 1.04); RD -1.6% (95%CI -3% to 0.3%); Moderate certainty ⊕⊕⊕○</p>
--	--	---	--	--------------------	--

Fostamatinib

Uncertainty in potential benefits and harms. Further research is needed.

Study; publication status	Patients and interventions analyzed	Comorbidities	Additional interventions	Risk of bias and study limitations	Interventions effects vs standard of care and GRADE certainty of the evidence
---------------------------	-------------------------------------	---------------	--------------------------	------------------------------------	---

RCT

Strich et al; ¹³¹ peer-reviewed; 2021	Patients with severe to critical COVID-19 infection. 30 assigned to fostamatinib 300 mg a day for 14 days and 29 assigned to SOC	Mean age 55.6 ± 13.7, male 79.7%, hypertension 54.2%, diabetes 37.3%, asthma 11.9%, CHD 13.6%, obesity 57.6%	Corticosteroids 100%, remdesivir 100%, convalescent plasma 42.4%	Low for mortality and mechanical ventilation; low for symptom resolution, infection, and adverse events	<p>Mortality: Very low certainty ⊕○○○</p> <p>Invasive mechanical ventilation: No information</p> <p>Symptom resolution or improvement: Very low certainty ⊕○○○</p> <p>Symptomatic infection (prophylaxis)</p>
--	--	--	--	---	---

					studies): No information Adverse events: Very low certainty ⊕○○○ Hospitalization: No information
--	--	--	--	--	---

Helium (inhaled)

Uncertainty in potential benefits and harms. Further research is needed.

Study; publication status	Patients and interventions analyzed	Comorbidities	Additional interventions	Risk of bias and study limitations	Interventions effects vs standard of care and GRADE certainty of the evidence
---------------------------	-------------------------------------	---------------	--------------------------	------------------------------------	---

RCT

Shogenova et al. ¹³² peer reviewed; 2020	Patients with severe to critical COVID-19. 38 assigned to helium 50% to 79% mixed with oxygen and 32 assigned to SOC	Mean age 53.5 ± 16, male 51.4%	NR	High for mortality and mechanical ventilation; High for symptom resolution, infection, and adverse events Notes: Non-blinded study. Concealment of allocation is probably inappropriate.	Mortality: No information Invasive mechanical ventilation: No information Symptom resolution or improvement: No information Symptomatic infection (prophylaxis studies): No information Adverse events: No information Hospitalization: No information
--	--	--------------------------------	----	--	---

Hydroxychloroquine and chloroquine

HCQ/CQ probably does not reduce mortality, invasive mechanical ventilation nor significantly improves time to symptom resolution with moderate certainty. When used prophylactically in persons exposed to COVID-19, it may reduce the risk of infection. However, certainty of the evidence is low because of risk of bias and imprecision.

Study; publication status	Patients and interventions analyzed	Comorbidities	Additional interventions	Risk of bias and study limitations	Interventions effects vs standard of care and GRADE certainty of the evidence
RCT					
CloroCOVID19 trial ; ¹³³ Borba et al; peer-reviewed; 2020	Patients with severe COVID-19 infection. 41 assigned to chloroquine 600 mg twice a day for 10 days and 40 assigned to chloroquine 450 mg twice on day 1 followed by 450 mg once a day for 5 days	Mean age 51.1 ± 13.9, male 75.3%, hypertension 45.5%, diabetes 25.5%, chronic lung disease NR%, asthma 7.4%, coronary heart disease 17.9%, chronic kidney disease 7.4%, alcohol use disorder 27.5%, HIV 1.8%, tuberculosis 3.6%,	Azithromycin 100%, oseltamivir 89.7%	Low for mortality and invasive mechanical ventilation; low for symptom resolution, infection, and adverse events	Mortality: RR 1.07 (95%CI 0.98 to 1.17); RD 1.1% (95%CI -0.3% to 2.7%); Moderate certainty ⊕⊕⊕○ Invasive mechanical ventilation: RR 1.07 (95%CI 0.93 to 1.24); RD 1.2% (95%CI -1.2% to 4.2%); Moderate certainty ⊕⊕⊕○
Huang et al ; ¹³⁴ peer-reviewed; 2020	Patients with moderate to severe COVID-19 infection. 10 assigned to chloroquine 500 mg twice a day for 10 days and 12 assigned to lopinavir-ritonavir 400/100 mg twice a day for 10 days	Mean age 44 ± 21, male 59.1%	NR	High for mortality and invasive mechanical ventilation; high for symptom resolution, infection, and adverse events Notes: Non-blinded study. Concealment of allocation is probably inappropriate.	Symptom resolution or improvement: RR 1.02 (95%CI 0.94 to 1.1); RD 1.2% (95%CI -3.6% to 6.1%); Moderate certainty ⊕⊕⊕○ Symptomatic infection (prophylaxis studies): RR 0.85 (95%CI 0.72 to 1.01); RD -2.6% (95%CI -4.9% to 0.2%); Low certainty ⊕⊕○○
RECOVERY- Hydroxychloroquine trial ; ¹³⁵ Horby et al; preprint; 2020	Patients with Mild to critical COVID-19 infection. 1561 assigned to hydroxychloroquine 800 mg once followed	Mean age 65.3 ± 15.3, male %, diabetes 26.9%, chronic lung disease 21.9%, asthma NR%, coronary heart disease 25.4%, chronic kidney	NR	Low for mortality and invasive mechanical ventilation; some concerns for symptom resolution, infection, and adverse events	

	by 400 mg twice a day for 9 days and 3155 assigned to standard of care	disease 7.8%, HIV 0.4%		Notes: Non-blinded study which might have introduced bias to symptoms and adverse events outcomes results.	<p>Severe Adverse events: RR 0.94 (95%CI 0.66 to 1.34); RD -0.6% (95%CI -3.5% to 3.5%); Low certainty ⊕⊕○○</p> <p>Hospitalization: Very low certainty ⊕○○○</p>
BCN PEP CoV-2 trial ; ¹³⁶ Mitja et al; preprint; 2020	Patients exposed to COVID-19. 1116 assigned to hydroxychloroquine 800 mg once followed by 400 mg x once a day for 6 days and 1198 assigned to standard of care	Mean age 48.6 ± 19, male 27%, diabetes 8.3%, chronic lung disease 4.8%, coronary heart disease 13.3%, Nervous system disease 4.1%	NR	<p>Some concerns for mortality and invasive mechanical ventilation; some concerns for symptom resolution, infection, and adverse events</p> <p>Notes: Non-blinded study which might have introduced bias to symptoms and adverse events outcomes results. Significant number of patients excluded from analysis.</p>	
COVID-19 PEP trial ; ¹³⁷ Boulware et al; peer-reviewed; 2020	Patients exposed to COVID-19. 414 assigned to hydroxychloroquine 800 mg once followed by 600 mg daily for a total course of 5 days and 407 assigned to standard of care	Median age 40 ± 6.5, male 48.4%, hypertension 12.1%, diabetes 3.4%, asthma 7.6%, comorbidities 27.4%	NR	<p>High for mortality and invasive mechanical ventilation; high for symptom resolution, infection, and adverse events</p> <p>Notes: Significant loss of information that might have affected the study's results.</p>	
Cavalcanti et al trial ; ¹³⁸ Cavalcanti et al; peer-reviewed;	Patients with moderate to severe COVID-19 infection.	Mean age 50.3 ± 14.6, male 58.3%, hypertension 38.8%,	Corticosteroids 1.5%, ACE inhibitors 1.2%, ARBs 17.4%, NSAID	Low for mortality and invasive mechanical ventilation; high for	

2020	159 assigned to hydroxychloroquine 400 mg twice a day for 7 days, 172 assigned to HCQ + AZT and 173 assigned to standard of care	diabetes 19.1%, chronic lung disease 1.8%, asthma 16%, coronary heart disease 0.8%, chronic kidney disease 1.8%, cancer 2.9%, obesity 15.5%	4.4%	symptom resolution, infection, and adverse events Notes: Non-blinded study which might have introduced bias to symptoms and adverse events outcomes results.
Kamran SM et al trial ; ¹³⁹ Kamran et al; preprint; 2020	Patients with mild COVID-19 infection. 349 assigned to hydroxychloroquine 400 mg twice a day once then 200 mg twice a day for 4 days and 151 assigned to standard of care	Mean age 36 ± 11.2, male 93.2%, diabetes 3%, comorbidities 7.6%	NR	High for symptom resolution, infection, and adverse events Notes: Non-blinded study. Concealment of allocation is probably inappropriate.
COVID-19 PET trial ; ¹⁴⁰ Skipper et al; peer-reviewed; 2020	Patients with mild COVID-19 infection. 212 assigned to hydroxychloroquine 1400 mg once followed by 600 mg once a day for 5 days and 211 assigned to standard of care	Median age 40 ± 9, male 44%, hypertension 11%, diabetes 4%, chronic lung disease %, asthma 11%,	NR	Low for mortality and invasive mechanical ventilation; low for symptom resolution, infection, and adverse events
BCN PEP CoV-2 trial ; ¹⁴¹ Mitja et al; preprint; 2020	Patients with mild COVID-19 infection. 136 assigned to hydroxychloroquine 800 mg once followed by 400 mg a day for 6 days and 157 assigned to standard of care	Mean age 41.6 ± 12.6, male 49%, comorbidities 53.2%	NR	High for symptom resolution, infection, and adverse events Notes: Non-blinded study which might have introduced bias to symptoms and adverse events outcomes results.

Tang et al ; peer-reviewed; ¹⁴² 2020	Patients with mild to moderate COVID-19 infection. 75 assigned to hydroxychloroquine 1200 mg daily for three days followed by 800 mg daily to complete 7 days and 75 assigned to standard of care	Mean age 46.1 ± 14.7, male 54.7%, hypertension 6%, diabetes 14%, other comorbidities 31%	Corticosteroids 7%, lopinavir-ritonavir 17%, umifenovir 47%, oseltamivir 11%, entecavir 1%, ATB 39%, ribavirin 47%	Low for mortality and invasive mechanical ventilation; high for symptom resolution, infection, and adverse events Notes: Non-blinded study which might have introduced bias to symptoms and adverse events outcome results.
Chen et al ; ¹⁴³ preprint; 2020	Patients with moderate COVID-19 infection. 31 assigned to hydroxychloroquine 200 mg twice a day for 5 days and 31 assigned to standard of care	Mean age 44 ± 15.3, male 46.8%,	ATB 100%, IVIG 100%, antivirals 100%	High for mortality and invasive mechanical ventilation; high for symptom resolution, infection, and adverse events Notes: Non-blinded study. Concealment of allocation is probably inappropriate.
Chen et al ; ¹⁴⁴ preprint; 2020	Patients with moderate COVID-19 infection. 18 assigned to hydroxychloroquine 200 mg twice a day for 10 days, 18 assigned to chloroquine and 12 assigned to standard of care	Mean age 47.4 ± 14.46, male 45.8%, hypertension 16.7%, diabetes 18.7%	NR	High for mortality and invasive mechanical ventilation; high for symptom resolution, infection, and adverse events Notes: Non-blinded study. Concealment of allocation is probably inappropriate.
Chen et al ; ¹⁴⁵ preprint; 2020	Patients with mild to severe COVID-19	Mean age 32.9 ± 10.7, male 57.6%	NR	High for mortality and invasive mechanical

	infection. 21 assigned to hydroxychloroquine 400 mg twice on day one followed by 200 mg twice a day for 6 days and 12 assigned to standard of care			ventilation; high for symptom resolution, infection, and adverse events Notes: Non-blinded study. Concealment of allocation is probably inappropriate.	
HC-nCoV trial ; ¹⁴⁶ Jun et al; peer-reviewed; 2020	Patients with mild to severe COVID-19 infection. 15 assigned to hydroxychloroquine 400 mg once a day for 5 days and 15 assigned to standard of care	Mean age 48.6 ± 3.7, male 0.7%, hypertension 26.6%, diabetes 6.6%, chronic lung disease 3.3%	Lopinavir-ritonavir 6.6%, umifenovir 73.3%, IFN 100%	High for mortality and invasive mechanical ventilation; high for symptom resolution, infection, and adverse events Notes: Non-blinded study. Concealment of allocation is probably inappropriate.	
Abd-Elsalam et al ; ¹⁴⁷ peer-reviewed; 2020	Patients with mild to severe COVID-19 infection. 97 assigned to hydroxychloroquine 400 mg twice on day one followed by 200 mg tablets twice daily for 15 days and 97 assigned to standard of care	Mean age 40.7 ± 19.3, male 58.8%, chronic kidney disease 3.1%, obesity 61.9%, comorbidities 14.3%, liver disease 1%	NR	High for mortality and invasive mechanical ventilation; high for symptom resolution, infection, and adverse events Notes: Non-blinded study. Concealment of allocation is probably inappropriate.	
COVID-19 PREP trial ; ¹⁴⁸ Rajasingham et al; peer-reviewed; 2020	Patients exposed to COVID-19. 989 assigned to hydroxychloroquine 400 mg twice in one	Median age 41 ± 15, male 49%, hypertension 14%, asthma 10%	NR	Low for infection, and adverse events	

	day followed by 400 mg once weekly for 12 weeks or 400 mg twice weekly for 12 weeks and 494 assigned to standard of care				
TEACH trial ; ¹⁴⁹ Ulrich et al; peer-reviewed; 2020	Patients with mild to moderate COVID-19. 67 assigned to hydroxychloroquine 800 mg on day 1 followed by 200 mg twice a day for 2 to 5 days and 61 assigned to standard of care	Mean age 66 ± 16.2, male 59.4%, hypertension 57.8%, diabetes 32%, chronic lung disease 7%, asthma 15.6%, coronary heart disease 26.6%, chronic kidney disease 7.8%, cerebrovascular disease 6.2%	Corticosteroids 10.2%, remdesivir 0.8%, lopinavir-ritonavir 0.8%, azithromycin 23.4%, convalescent plasma 13.3%	High for mortality and invasive mechanical ventilation; high for symptom resolution, infection, and adverse events Notes: Concealment of allocation probably inappropriate.	
PrEP_COVID trial ; ¹⁵⁰ Grau-Pujol et al; preprint; 2020	Patients exposed to COVID-19. 142 assigned to hydroxychloroquine 400 mg daily for four days followed by 400 mg weekly for 6 months and 127 assigned to standard of care	Median age 39 ± 20, male 26.8%, hypertension 1.8%, diabetes 0.4%, chronic lung disease 2.6%	NR	Low for mortality and invasive mechanical ventilation; low for symptom resolution, infection, and adverse events	
PATCH trial ; ¹⁵¹ Abella et al; peer-reviewed; 2020	Patients exposed to COVID-19. 64 assigned to hydroxychloroquine 600 mg a day for 8 weeks and 61 assigned to standard of care	Median age 33 ± 46, male 31%, hypertension 21%, diabetes 3%, asthma 17%	NR	Low for mortality and invasive mechanical ventilation; low for symptom resolution, infection, and adverse events	
WHO SOLIDARITY trial ; ¹⁵² Pan et al;	Patients with moderate to critical COVID-19. 947	Age < 70 years 61%, male 62%, diabetes 25%, COPD 6%, asthma 5%	Corticosteroids 15.1%, convalescent plasma 0.5%, Anti IL6 2.1%	Low for mortality and invasive mechanical ventilation; some	

preprint; 2020	assigned to hydroxychloroquine 800 mg once followed by 200 mg twice a day for 10 days and 906 assigned to standard of care	coronary heart disease 21%, chronic kidney disease %		concerns for symptom resolution, infection, and adverse events Notes: Non-blinded study which might have introduced bias to symptoms and adverse events outcomes results.
Davoodi et al ; ¹²⁷ peer-reviewed; 2020	Patients with moderate to severe COVID-19 infection. 30 assigned to febuxostat 80 mg per day and 30 assigned to hydroxychloroquine	Mean age 57.7 ± 8.4, male 59%, hypertension NR%, diabetes 27.8%, chronic lung disease 1.9%	NR	High for mortality and invasive mechanical ventilation; high for symptom resolution, infection, and adverse events Notes: Non-blinded study. Concealment of allocation is probably inappropriate.
COVID-19 PEP (University of Washington) trial ; Barnabas et al; ¹⁵³ Abstract; 2020	Patients exposed to COVID-19. 381 assigned to hydroxychloroquine 400 mg for three days followed by 200 mg for 11 days and 400 assigned to standard of care	Median age 39 ± 24, male 40%	NR	Low for symptom resolution, infection, and adverse events
PETAL trial ; ¹⁵⁴ Self et al; peer-reviewed; 2020	Patients with moderate to severe COVID-19. 242 assigned to hydroxychloroquine 800 mg on day 1 followed for 200 mg	Median age 58.5 ± 24.5, male 56%, hypertension 52.8%, diabetes 34.6%, COPD 8.1%, asthma %, coronary heart disease %, chronic kidney disease 8.8%,	Corticosteroids 18.4%, remdesivir 21.7%, azithromycin 19%	Low for mortality and mechanical ventilation; low for symptom resolution, infection, and adverse events

	twice a day for 5 days and 237 assigned to standard of care				
HAHPS trial ; ¹⁵⁵ Brown et al; peer-reviewed; 2020	Patients with moderate to critical COVID-19. 42 assigned to hydroxychloroquine 800 mg once followed by 200 mg twice a day for 5 days and 43 assigned to azithromycin	Median age 55 ± 23, male 61%, diabetes 26%, coronary heart disease 11%, chronic kidney disease 9%, cerebrovascular disease 8%, cancer 2%	Corticosteroids 15%, remdesivir 11%, lopinavir-ritonavir 1%, tocilizumab 24%, convalescent plasma 24%	High for mortality and mechanical ventilation; high for symptom resolution, infection, and adverse events Notes: Non-blinded study. Co-interventions were not balanced between study arms	
HYCOVID trial ; ¹⁵⁶ Dubee et al; peer reviewed; 2020	Patients with mild to moderate COVID-19. 124 assigned to hydroxychloroquine 800 mg once followed by 400 mg a day for 8 days and 123 assigned to standard of care	Median age 77 ± 28, male 48.4%, hypertension 53.4%, diabetes 17.3%, COPD 11.2%, cerebrovascular disease 17.3%, obesity 27.7%	Corticosteroids 9.6%, lopinavir-ritonavir 1.2%, azithromycin 8.4%	Low for mortality and mechanical ventilation; low for symptom resolution, infection, and adverse events	
Q-PROTECT trial ; ¹⁵⁷ Omrani et al; peer-reviewed; 2020	Patients with mild COVID-19. 152 assigned to hydroxychloroquine 600 mg daily for 7 days and 152 assigned to hydroxychloroquine + azithromycin	Mean age 41 ± 16, male 98.4%,	NR	Low for mortality and mechanical ventilation; low for symptom resolution, infection, and adverse events	
Dabbous et al ; ¹⁵⁸ peer reviewed; 2020	Patients with mild to moderate COVID-19. 44 assigned to favipiravir 3200 mg once followed by 600 mg twice a day for 10 days and 48 assigned to	Mean age 35.5 ± 16.8, male 48.9%, comorbidities 18.4%	NR	High for mortality and mechanical ventilation; high for symptom resolution, infection, and adverse events Notes: Non-blinded	

	CQ			study. Concealment of allocation is probably inappropriate.	
HYDRA trial ; ¹⁵⁹ Hernandez-Cardenas et al; Preprint; 2020	Patients with severe to critical COVID-19. 106 assigned to HCQ 400 mg a day for 10 days and 108 assigned to SOC	Mean age 49.6 ± 12, male 75%, hypertension 16%, diabetes 47%, CHD 11%, CKD 0%, obesity 66%	Corticosteroids 52.4%, lopinavir-ritonavir 30.4%, tocilizumab 2.5%, azithromycin 24.5%	Low for mortality and mechanical ventilation; low for symptom resolution, infection, and adverse events	
COVID-19 Early Treatment trial ; ¹⁶⁰ Johnston et al; peer-reviewed; 2020	Patients with mild COVID-19. 60 assigned to HCQ 800 mg once followed by 400 mg a day for 10 days, 65 assigned to HCQ + AZT 500 mg once followed by 250 mg a day for 5 days and 65 assigned to SOC	Median age 37 ±, male 43.3%, hypertension 20.9%, diabetes 11.6%, COPD 9.3%, asthma 1.6%, immunosuppressive therapy 0.8%, obesity 76%	NR	Low for mortality and mechanical ventilation; low for symptom resolution, infection, and adverse events	
Purwati et al ; ¹⁶¹ peer reviewed; 2020	Patients with mild to moderate COVID-19. 128 assigned to lopinavir-ritonavir 500/100 a day, 123 assigned to HCQ 200 mg a day and 119 to SOC	Median age 36.5 ± NR, male 95.3%,	NR	High for mortality and mechanical ventilation; high for symptom resolution, infection, and adverse events Notes: Non-blinded study. Concealment of allocation is probably inappropriate.	
Beltran et al ; ¹⁶² Preprint; 2020	Patients with moderate to severe COVID-19. 33 assigned to HCQ 800 mg once followed by 400 mg a day for 5	Mean age 54 ± 23.5, male 46.8%, hypertension 19.1%, diabetes 9.6%, COPD 1%, CHD 7.4%, cerebrovascular disease	Corticosteroids 9.6%, lopinavir-ritonavir 44.7%	High for mortality and mechanical ventilation; high for symptom resolution, infection, and adverse events	

	days and 37 assigned to SOC	5.3%		Notes: Non-blinded study. Concealment of allocation is probably inappropriate.
PATCH 1 trial ; ¹⁶³ Amaravadi et al; Preprint; 2020	Patients with mild COVID-19 infection. 17 assigned to HCQ 400 mg a day and 17 assigned to SOC	Median age 53 ± 37, male 26%, hypertension 18%, diabetes 9%, , asthma 12%,	NR	Low for mortality and mechanical ventilation; high for symptom resolution, infection, and adverse events Notes: Non-blinded study which might have introduced bias to symptoms and adverse events outcomes results.
Bermejo Galan et al ; ¹⁶⁴ peer reviewed; 2021	Patients with severe to critical COVID-19 infection. 53 assigned to ivermectin 42 mg and 115 assigned to HCQ or CQ	Mean age 53.4 ± 15.6, male 58.2%, hypertension 43.4%, diabetes 28.1%, COPD 5.3%, CKD 2.5%, cancer 3%, obesity 37.5%	Corticosteroids 98%	Low for mortality and mechanical ventilation; low for symptom resolution, infection, and adverse events
Seet et al ; ¹⁶⁵ peer reviewed; 2021	Patients exposed to COVID-19 infection. 432 assigned to HCQ 400 mg once followed by 200 mg a day for 42 days and 619 assigned to SOC (vitamin C)	Mean age 33, male 100%, hypertension 1%, diabetes 0.3%	NR	Low for mortality and mechanical ventilation; high for symptom resolution, infection, and adverse events Notes: Non-blinded study which might have introduced bias to symptoms and adverse events outcomes results.
TOGETHER trial ; ¹⁶⁶ Reis et al; peer reviewed; 2021	Patients with mild to moderate COVID-19 infection. 214 assigned to HCQ 800 mg once	Mean age 53, male 45%, hypertension 49.3%, diabetes 19.4%, COPD 2.5%, asthma 8.6%,	NR	Low for mortality and mechanical ventilation; low for symptom resolution, infection,

	followed by 400 mg a day for 9 days and 227 assigned to SOC	CHD 3.9%, CKD 0.7%, cancer 1.2%, obesity 34.2%		and adverse events	
CLOROTRIAL trial ; ¹⁶⁷ Réa-Neto et al; peer reviewed; 2021	Patients with severe to critical COVID-19 infection. 53 assigned to HCQ 800 mg once followed by 400 mg a day for 5 days and 52 assigned to SOC	Median age 53 ±, male 66.7%, hypertension 38.1%, diabetes 25.7%, COPD 8.6%, immunosuppressive therapy 5.7%	Corticosteroids 72.4%, azithromycin 89.5%	High for mortality and mechanical ventilation; high for symptom resolution, infection, and adverse events Notes: Non-blinded study. Concealment of allocation is probably inappropriate.	
CHEER trial ; ¹⁶⁸ Syed et al; preprint; 2021	Health care workers exposed to COVID-19 infection. 154 assigned to HCQ 200-400 mg once a week to three weeks and 46 assigned to SOC	Mean age 30.6 ± 8, male 54.5%, hypertension 4.5%, diabetes 3.5%	NR	High for mortality and mechanical ventilation; high for symptom resolution, infection, and adverse events Notes: Non-blinded study. Concealment of allocation is probably inappropriate.	
ProPAC-COVID trial ; ¹⁶⁹ Sivapalan et al; peer reviewed; 2021	Patients with moderate to severe COVID-19 infection. 61 assigned to HCQ + AZT 400 mg plus 500 to 250 mg a day and 56 assigned to SOC	Median age 65 ± 25, male 56%, hypertension 38%, diabetes 24%, COPD 9%, asthma 22%, CHD 7%, CKD 7%	Corticosteroids 32%, remdesivir 25%	Low for mortality and mechanical ventilation; Low for symptom resolution, infection, and adverse events	
HONEST trial ; ¹⁷⁰ Byakika-Kibwika et al; preprint; 2021	Patients with moderate COVID-19 infection. 55 assigned to HCQ 800 mg once followed by 400 mg a day for 5 days and 50	Median age 32 ± 27, male 72%, hypertension 2.8%, diabetes 2.8%, COPD %, CHD 0.9%,	NR	Low for mortality and mechanical ventilation; high for symptom resolution, infection, and adverse events	

	assigned to SOC			Notes: Non-blinded study which might have introduced bias to symptoms and adverse events outcomes results.
SEV-COVID trial ; ¹⁷¹ Singh et al; preprint; 2021	Patients with severe COVID-19 infection. 20 assigned to ribavirin + HCQ (dosage not reported) and 21 assigned to SOC	Mean age 53.3 ±, male 77.2%, hypertension 34%, diabetes 27.2%, COPD 13.6%, asthma 2.2%, CHD 20.4%, cancer 0%,	NR	High for mortality and mechanical ventilation; high for symptom resolution, infection, and adverse events Notes: Non-blinded study. Concealment of allocation is probably inappropriate.
ALBERTA HOPE-Covid19 trial ; ¹⁷² Schwartz et al; peer reviewed; 2021	Patients with mild COVID-19 infection. 111 assigned to HCQ 800 mg once followed by 400 mg for 5 days and 37 assigned to SOC	Mean age 46.8 ± 11.2, male 55.4%, hypertension 27.8%, diabetes 19.6%, asthma 13.5%	NR	Low for mortality and mechanical ventilation; Low for symptom resolution, infection, and adverse events
HERO-HCQ trial ; ¹⁷³ Naggie et al ; preprint ; 2021	Patients with exposed to COVID-19 infection. 683 assigned to HCQ 1200 mg once followed by 400 mg daily for 29 days and 676 assigned to SOC	Mean age 43.6 ± , male 44.7%, hypertension 14.6%, diabetes 4%, COPD 0.2%, asthma 9.9%, CHD 0.8%, obesity 33.2%	NR	Low for mortality and mechanical ventilation; low for symptom resolution, infection and adverse events
Rodrigues et al ; ¹⁷⁴ peer reviewed; 2021	Patients with mild COVID-19 infection. 42 assigned to HCQ + azithromycin 400/500 mg a day for 7 days and 42 assigned	Mean age 36.5 ± 9.6, male 40.5%	NR	Low for mortality and mechanical ventilation; low for symptom resolution, infection, and adverse events

	to SOC				
--	--------	--	--	--	--

Hyperbaric oxygen

Uncertainty in potential benefits and harms. Further research is needed.

Study; publication status	Patients and interventions analyzed	Comorbidities	Additional interventions	Risk of bias and study limitations	Interventions effects vs standard of care and GRADE certainty of the evidence
---------------------------	-------------------------------------	---------------	--------------------------	------------------------------------	---

RCT

Hadanny et al. ¹⁷⁵ preprint; 2021	Patients with severe to critical COVID-19 infection. 20 assigned to hyperbaric oxygen two sessions a day for 4 days and 9 assigned to SOC	Median age 65.4 ± 7.8, male 60%, hypertension 72%, diabetes 60%, COPD %, asthma 8%, CHD 24%, cancer 4%, obesity 8%	Corticosteroids 92%, tocilizumab 24%, convalescent plasma 80%	High for mortality and mechanical ventilation; High for symptom resolution, infection, and adverse events Notes: Blinding and concealment are probably inappropriate.	<p>Mortality: Very low certainty ⊕○○○</p> <p>Invasive mechanical ventilation: Very low certainty ⊕○○○</p> <p>Symptom resolution or improvement: Very low certainty ⊕○○○</p> <p>Symptomatic infection (prophylaxis studies): No information</p> <p>Adverse events: No information</p> <p>Hospitalization: No information</p>
--	---	--	---	--	---

Hyperimmune anti-COVID-19 intravenous immunoglobulin (C-IVIG)

Uncertainty in potential benefits and harms. Further research is needed.

Study; publication status	Patients and interventions analyzed	Comorbidities	Additional interventions	Risk of bias and study limitations	Interventions effects vs standard of care and GRADE certainty of the evidence
---------------------------	-------------------------------------	---------------	--------------------------	------------------------------------	---

RCT

Ali et al , ¹⁷⁶ peer reviewed; 2021	Patients with severe to critical COVID-19 infection. 40 assigned to C-IVIG 0.15-0.3 g/kg once and 10 assigned to SOC	Mean age 56.5 ± 13.1, male 70%, hypertension 52%, diabetes 36%, COPD 10%, CHD 8%	Corticosteroids 100%, remdesivir 94%, tocilizumab 6%	Low for mortality and mechanical ventilation; high for symptom resolution, infection, and adverse events Notes: Non-blinded study which might have introduced bias to symptoms and adverse events outcomes results.	Mortality: Very low certainty ⊕○○○ Invasive mechanical ventilation: No information Symptom resolution or improvement: Very low certainty ⊕○○○
Parikh et al , ¹⁷⁷ preprint; 2021	Patients with moderate to severe COVID-19 infection. 30 assigned to C-IVIG 30ml twice and 30 assigned to SOC	Mean age 52 ± 10.1, male 73.3%	NR	High for mortality and mechanical ventilation; high for symptom resolution, infection, and adverse events Notes: Non-blinded study. Concealment of allocation probably inappropriate.	Symptomatic infection (prophylaxis studies): No information Adverse events: Very low certainty ⊕○○○ Hospitalization: No information

Icatibant / iC1e/K

Uncertainty in potential benefits and harms. Further research is needed.

Study; publication status	Patients and interventions analyzed	Comorbidities	Additional interventions	Risk of bias and study limitations	Interventions effects vs standard of care and GRADE certainty of the evidence
---------------------------	-------------------------------------	---------------	--------------------------	------------------------------------	---

RCT

Mansour et al , ¹⁷⁸ preprint; 2020	Patients with moderate to severe COVID-19 infection. 10 assigned to icatibant 30 mg every 8 hours for 4 days, and 10 assigned to iC1e/K	Mean age 51.6 ± 11.5, male 53.3%, hypertension 50%, diabetes 46.7%, asthma 3.3%, obesity 43.3%	NR	Low for mortality and invasive mechanical ventilation; high for symptom resolution, infection, and adverse events Notes: Non-blinded	Mortality: Very low certainty ⊕○○○ Invasive mechanical ventilation: No information Symptom resolution or
---	---	--	----	---	---

				study which might have introduced bias to symptoms and adverse events outcomes results.	improvement: No information Symptomatic infection (prophylaxis studies): No information Adverse events: No information Hospitalization: No information
Icosapent ethyl Uncertainty in potential benefits and harms. Further research is needed.					
Study; publication status	Patients and interventions analyzed	Comorbidities	Additional interventions	Risk of bias and study limitations	Interventions effects vs standard of care and GRADE certainty of the evidence
RCT					
VASCEPA COVID-19 CARDIOLINK-9 trial; ¹⁷⁹ kosmopoulos et al; peer reviewed; 2021	Patients with mild COVID-19 infection. 46 assigned to icosapent ethyl 8 g a day for three days followed 4 g a day for 11 days and 49 assigned to SOC	NR	NR	High for mortality and mechanical ventilation; high for symptom resolution, infection, and adverse events Notes: Non-blinded study. Concealment of allocation probably inappropriate.	Mortality: No information Invasive mechanical ventilation: No information Symptom resolution or improvement: Very low certainty ⊕○○○ Symptomatic infection (prophylaxis studies): No information Adverse events: No

					information Hospitalization: No information
--	--	--	--	--	---

IFX-1

Uncertainty in potential benefits and harms. Further research is needed.

Study; publication status	Patients and interventions analyzed	Comorbidities	Additional interventions	Risk of bias and study limitations	Interventions effects vs standard of care and GRADE certainty of the evidence
RCT					
Vlaar et al.¹⁸⁰ peer-reviewed; 2020	Patients with severe COVID-19 infection. 15 assigned to IFX-1 800 mg IV with a maximum of seven doses and 15 assigned to standard of care	Mean age 60 ± 9, male 73%, hypertension 30%, diabetes 27%, obesity 20%	NR	High for mortality and invasive mechanical ventilation; high for symptom resolution, infection, and adverse events Notes: Non-blinded study. Concealment of allocation is probably inappropriate.	Mortality: Very low certainty ⊕○○○ Invasive mechanical ventilation: No information Symptom resolution or improvement: No information Symptomatic infection (prophylaxis studies): No information Adverse events: Very low certainty ⊕○○○ Hospitalization: No information

Imatinib

Uncertainty in potential benefits and harms. Further research is needed.

Study; publication status	Patients and interventions analyzed	Comorbidities	Additional interventions	Risk of bias and study limitations	Interventions effects vs standard of care and GRADE certainty of the evidence
RCT					
COUNTER-COVID trial ¹⁸¹ Aman et al; peer reviewed; 2021	Patients with severe to critical COVID-19 infection. 197 assigned to imatinib 800 mg once followed by 400 mg a day for 10 days and 188 assigned to SOC	Median age 64 ± 17, male 69%, hypertension 37.6%, diabetes 25%, COPD 18.4%, asthma 18%, CHD 22%, obesity 38%	Corticosteroids 72%, remdesivir 21%	Low for mortality and mechanical ventilation; Low for symptom resolution, infection, and adverse events	<p>Mortality: Very low certainty ⊕○○○</p> <p>Invasive mechanical ventilation: Very low certainty ⊕○○○</p> <p>Symptom resolution or improvement: No information</p> <p>Symptomatic infection (prophylaxis studies): No information</p> <p>Adverse events: RR 1.05 (95%CI 0.84 to 1.32); RD 0.5% (95%CI -1.6% to 3.3%); Low certainty ⊕⊕○○</p> <p>Hospitalization: No information</p>

Indomethacin

Uncertainty in potential benefits and harms. Further research is needed.

Study; publication status	Patients and interventions analyzed	Comorbidities	Additional interventions	Risk of bias and study limitations	Interventions effects vs standard of care and GRADE certainty of the evidence
RCT					
Ravichandran et al ; ¹⁸² preprint; 2021	Patients with moderate COVID-19 infection. 102 assigned to indomethacin 75 mg a day and 108 assigned to SOC	Mean age 47 ± 16, male 56.2%, hypertension 19%, diabetes 29%	NR	High for mortality and mechanical ventilation; high for symptom resolution, infection, and adverse events Notes: Non-blinded study. Concealment of allocation is probably inappropriate.	Mortality: Very low certainty ⊕○○○ Invasive mechanical ventilation: Very low certainty ⊕○○○ Symptom resolution or improvement: No information Symptomatic infection (prophylaxis studies): No information Adverse events: Very low certainty ⊕○○○ Hospitalization: No information

Infliximab

Uncertainty in potential benefits and harms. Further research is needed.

Study; publication status	Patients and interventions analyzed	Comorbidities	Additional interventions	Risk of bias and study limitations	Interventions effects vs standard of care and GRADE certainty of the evidence
RCT					
CATALYST trial ¹⁸³ Fisher et al; preprint; 2021	Patients with moderate to critical COVID-19 infection. 29 assigned to infliximab and 34 assigned to SOC	Median age 64.5 ± 20, male 61.8%	Corticosteroids 94.3%, remdesivir 61.8%	High for mortality and mechanical ventilation; high for symptom resolution, infection, and adverse events Notes: Non-blinded study. Concealment of allocation is probably inappropriate.	Mortality: Very low certainty ⊕○○○ Invasive mechanical ventilation: No information Symptom resolution or improvement: Very low certainty ⊕○○○ Symptomatic infection (prophylaxis studies): No information Adverse events: Very low certainty ⊕○○○ Hospitalization: No information

INM005 (polyclonal fragments of equine antibodies)

INM005 may not improve symptom resolution and may not increase severe adverse events. Further research is needed.

Study; publication status	Patients and interventions analyzed	Comorbidities	Additional interventions	Risk of bias and study limitations	Interventions effects vs standard of care and GRADE certainty of the evidence
RCT					
Lopardo et al ; ¹⁸⁴ peer reviewed; 2020	Patients with moderate to severe COVID-19. 118 assigned to INM005 4 mg/kg in two doses on days 1 and 3 and 123 assigned to SOC	Mean age 53.8 ± 12.5, male 65.1%, comorbidities 80%	Corticosteroids 57.2%	Low for mortality and mechanical ventilation; low for symptom resolution, infection, and adverse events	<p>Mortality: Very low certainty ⊕○○○</p> <p>Invasive mechanical ventilation: Very low certainty ⊕○○○</p> <p>Symptom resolution or improvement: RR 1.06 (95%CI 0.96 to 1.66); RD 3.6% (95%CI -2.4% to 10.3%); Low certainty ⊕⊕○○</p> <p>Symptomatic infection (prophylaxis studies): No information</p> <p>Adverse events: RR 0.66 (95%CI 0.37 to 1.18); RD -3.5% (95%CI -6.4% to 1.8%); Low certainty ⊕⊕○○</p> <p>Hospitalization: No information</p>

Interferon alpha-2b and interferon gamma

Uncertainty in potential benefits and harms. Further research is needed.

Study; publication status	Patients and interventions analyzed	Comorbidities	Additional interventions	Risk of bias and study limitations	Interventions effects vs standard of care and GRADE certainty of the evidence
RCT					
ESPERANZA trial ¹⁸⁵ Esquivel-Moynelo et al; preprint; 2020	Patients with mild to moderate COVID-19 infection. 30 assigned to interferon alpha-2b plus interferon gamma twice a week for two weeks (standard care) and 33 assigned to interferon alpha-2b three times a week (IM)	Median age 38 ± 63, male 54%, hypertension 22.2%, diabetes 4.7%, asthma 6.3%, coronary heart disease 6.3%, any comorbidities 50.8%	Hydroxychloroquine 100%, lopinavir-ritonavir 100%, antibiotics 100%	High for mortality and invasive mechanical ventilation; high for symptom resolution, infection, and adverse events Notes: Non-blinded study. Concealment of allocation is probably inappropriate.	Mortality: No information Invasive mechanical ventilation: No information Symptom resolution or improvement: No information Symptomatic infection (prophylaxis studies): No information Adverse events: No information Hospitalization: No information

Interferon beta-1a

IFN beta-1a probably does not reduce mortality nor invasive mechanical ventilation requirements. Inhaled interferon beta-1a may improve time to symptom resolution.

Study; publication status	Patients and interventions analyzed	Comorbidities	Additional interventions	Risk of bias and study limitations	Interventions effects vs standard of care and GRADE certainty of the evidence
RCT					
Davoudi-Monfared et al ; ¹⁸⁶ preprint; 2020	Patients with severe COVID-19 infection. 42 assigned to interferon beta-1a 44 µg subcutaneous, three times a week and 39 assigned to standard of care	Mean age 57.7 ± 15, male 54.3%, hypertension 38.3%, diabetes 27.2%, chronic lung disease 1.2%, asthma 1.2%, coronary heart disease 28.4%, chronic kidney disease 3.7%, cancer 11.1%	Corticosteroids 53%, hydroxychloroquine 97.5%, azithromycin 14.8%, ATB 81%, immunoglobulin 30.8%	High for mortality and invasive mechanical ventilation; high for symptom resolution, infection, and adverse events Notes: Non-blinded study. Concealment of allocation is probably inappropriate.	Mortality: RR 1.04 (95%CI 0.88 to 1.23); RD 0.6% (95%CI -1.9% to 3.7%); Moderate certainty ⊕⊕⊕○ Invasive mechanical ventilation: RR 0.98 (95%CI 0.83 to 1.16); RD -0.3% (95%CI -2.9% to 2.8%); Moderate certainty ⊕⊕⊕○
WHO SOLIDARITY ; ¹⁵² Pan et al; preprint; 2020	Patients with moderate to critical COVID-19. 2050 assigned to interferon beta-1a three doses over six days of 44 µg and 2050 assigned to standard of care	Age < 70 years 61%, male 62%, hypertension %, diabetes 25%, COPD 6%, asthma 5%, coronary heart disease 21%	Corticosteroids 15.1%, convalescent plasma 0.5%, Anti IL6 2.1%	Low for mortality and invasive mechanical ventilation; some concerns for symptom resolution, infection, and adverse events Notes: Non-blinded study which might have introduced bias to symptoms and adverse events outcomes results.	Symptom resolution or improvement: HR 1.1 (95%CI 0.64 to 1.87); RD 6% (95%CI -21.8% to 52.7%); Very low certainty ⊕○○○ Symptomatic infection (prophylaxis studies): No information
COVIFERON trial ; ¹⁸⁷ Darazam et al; Preprint; 2020	Patients with severe to critical COVID-19 infection. 20 assigned to interferon beta-1a 44 micrograms on days	Mean age 69 ± 27, male 51.7%, hypertension 33.3%, diabetes 23.3%, CHD 16.3%, CKD 8.3%, cancer 1.7%,	Hydroxychloroquine 100%, lopinavir-ritonavir 100%	Low for mortality and mechanical ventilation; high for symptom resolution, infection, and adverse events	Adverse events: No information Hospitalization: No information

	1, 3 and 6, 20 assigned to interferon beta-1b 0.25 mg on days 1, 3 and 6 and 20 assigned to SOC			Notes: Non-blinded study which might have introduced bias to symptoms and adverse events outcomes results.	information
Darazam et al ; ¹⁸⁸ Preprint; 2020	Patients with severe to critical COVID-19. 85 assigned to interferon beta-1a 88 micrograms on days 1, 3 and 6 and 83 assigned to interferon beta-1a 44 micrograms on days 1, 3 and 6	Mean age 59.8 ± 16.5, male 61.9%, hypertension 37.3%, diabetes 26.8%, COPD 1.2%, asthma 1.8%, CHD 18.7%, CKD 8.3%, cerebrovascular disease 5.4%, cancer 0.6%	Corticosteroids 1.1%, lopinavir-ritonavir 100%	Low for mortality and mechanical ventilation; High for symptom resolution, infection, and adverse events Notes: Non-blinded study which might have introduced bias to symptoms and adverse events outcomes results.	
Monk P et al ; ¹⁸⁹ et al; peer-reviewed; 2020	Patients with mild to severe COVID-19. 48 assigned to interferon beta-1a nebulized once a day for 15 days and 50 assigned to standard of care	Mean age 57.1 ± 13.2, male 59.2%, hypertension 54.7%, diabetes 22.6%, COPD 44.2%, asthma %, coronary heart disease 24.5%	NR	Low for mortality and mechanical ventilation; low for symptom resolution, infection, and adverse events	Mortality: Very low certainty ⊕○○○ Invasive mechanical ventilation: Very low certainty ⊕○○○ Symptom resolution or improvement: HR 2.19 (95%CI 1.03 to 4.69); RD 26.4% (95%CI 1.1% to 38.1%); Low certainty ⊕⊕○○ Symptomatic infection (prophylaxis studies): No information Adverse events:

					Very low certainty ⊕○○○ Hospitalization: No information
Interferon beta-1b Uncertainty in potential benefits and harms. Further research is needed.					
Study; publication status	Patients and interventions analyzed	Comorbidities	Additional interventions	Risk of bias and study limitations	Interventions effects vs standard of care and GRADE certainty of the evidence
RCT					
Rahmani et al. ¹⁹⁰ peer-reviewed; 2020	Patients with severe COVID-19. 33 assigned to interferon beta-1b 250 mcg subcutaneously every other day for two consecutive weeks and 33 assigned to standard of care	Median age 60 ± 10.5, male 59%, hypertension 40.9%, diabetes 31.8%, chronic lung disease 4.5%, asthma NR%, coronary heart disease 30.3%, chronic kidney disease NR%, cerebrovascular disease NR%, immunosuppression NR%, cancer 3%, obesity NR%	Corticosteroids 21.2%, ATB 51.5%, antivirals 100%	High for mortality and invasive mechanical ventilation; high for symptom resolution, infection, and adverse events Notes: Non-blinded study. Concealment of allocation is probably inappropriate.	Mortality: Very low certainty ⊕○○○ Invasive mechanical ventilation: Very low certainty ⊕○○○ Symptom resolution or improvement: Very low certainty ⊕○○○
COVIFERON trial ¹⁸⁷ Darazam et al; Preprint; 2020	Patients with severe to critical COVID-19 infection. 20 assigned to interferon beta-1a 44 micrograms on days 1, 3 and 6, 20 assigned to interferon beta-1b 0.25 mg on days 1, 3 and 6 and 20 assigned to SOC	Mean age 69 ± 27, male 51.7%, hypertension 33.3%, diabetes 23.3%, CHD 16.3%, CKD 8.3%, cancer 1.7%,	Hydroxychloroquine 100%, lopinavir-ritonavir 100%	Low for mortality and mechanical ventilation; high for symptom resolution, infection, and adverse events Notes: Non-blinded study which might have introduced bias to symptoms and adverse events outcomes results.	Symptomatic infection (prophylaxis studies): No information Adverse events: No information Hospitalization: No information

Interferon gamma

Uncertainty in potential benefits and harms. Further research is needed.

Study; publication status	Patients and interventions analyzed	Comorbidities	Additional interventions	Risk of bias and study limitations	Interventions effects vs standard of care and GRADE certainty of the evidence
RCT					
Myasnikov et al. ¹⁹¹ Peer reviewed; 2021	Patients with moderate COVID-19 infection. 18 assigned to interferon gamma 500000 IU a day for 5 days and 18 assigned to SOC	Mean age 63 ± 12, male 44%	NR	High for mortality and mechanical ventilation; High for symptom resolution, infection, and adverse events Notes: Non-blinded study. Concealment of allocation is probably inappropriate.	Mortality: No information Invasive mechanical ventilation: No information Symptom resolution or improvement: No information Symptomatic infection (prophylaxis studies): No information Adverse events: No information Hospitalization: No information

Interferon kappa plus TFF2

Uncertainty in potential benefits and harms. Further research is needed.

Study; publication status	Patients and interventions analyzed	Comorbidities	Additional interventions	Risk of bias and study limitations	Interventions effects vs standard of care and GRADE certainty of the evidence
RCT					
<p>Fu et al;¹⁹² peer-reviewed; 2020</p>	<p>Patients with moderate COVID-19. 40 assigned to interferon kappa plus TFF2 5 mg/2 mg once a day for six days and 40 assigned to standard of care</p>	<p>Mean age 35.2 ± 11.2, male 63.7%, hypertension 5%, diabetes 3.7%</p>	<p>NR</p>	<p>High for mortality and invasive mechanical ventilation; high for symptom resolution, infection, and adverse events</p> <p>Notes: Non-blinded study. Concealment of allocation is probably inappropriate.</p>	<p>Mortality: Very low certainty ⊕○○○</p> <p>Invasive mechanical ventilation: No information</p> <p>Symptom resolution or improvement: No information</p> <p>Symptomatic infection (prophylaxis studies): No information</p> <p>Adverse events: Very low certainty ⊕○○○</p> <p>Hospitalization: No information</p>

Iota-carrageenan

Uncertainty in potential benefits and harms. Further research is needed.

Study; publication status	Patients and interventions analyzed	Comorbidities	Additional interventions	Risk of bias and study limitations	Interventions effects vs standard of care and GRADE certainty of the evidence
RCT					
IVERCAR-TUC trial ; ¹⁹³ Chahla et al; Preprint; 2020	Patients exposed to COVID-19. 117 assigned to ivermectin + iota-carrageenan 12 mg a week + 6 sprays a day for 4 weeks and 117 assigned to SOC	Median age 38 ± 12.5, male 42.7%, hypertension 9%, diabetes, 7.3%, CKD 2.1%, obesity 11.9%	NR	High for mortality and mechanical ventilation; high for symptom resolution, infection, and adverse events Notes: Non-blinded study. Concealment of allocation is probably inappropriate.	Mortality: Very low certainty ⊕○○○ Invasive mechanical ventilation: No information Symptom resolution or improvement: No information
CARR-COV-02 trial ; ¹⁹⁴ Figueroa et al; preprint; 2021	Patients exposed to COVID-19 infection. 196 assigned to Iota-carrageenan 1 puff four times a day for 21 days and 198 assigned to SOC	Mean age 38.6 ± 9.6, male 24.8%, hypertension 4.8%, diabetes 0.2%, COPD 3.3%, cancer 0%, obesity 5%	NR	Low for mortality and mechanical ventilation; High for symptom resolution, infection, and adverse events Notes: Non-blinded study which might have introduced bias to symptoms and adverse events outcomes results.	Symptomatic infection (prophylaxis studies): Very low certainty ⊕○○○ Adverse events: Very low certainty ⊕○○○ Hospitalization: Very low certainty ⊕○○○

Itolizumab

Uncertainty in potential benefits and harms. Further research is needed.

Study; publication status	Patients and interventions analyzed	Comorbidities	Additional interventions	Risk of bias and study limitations	Interventions effects vs standard of care and GRADE certainty of the evidence
RCT					
ITOLI-C19-02-I-00 trial ¹⁹⁵ Kumar et al; preprint; 2020	Patients with severe COVID-19. 20 assigned to itolizumab 1.6 mg/kg once followed by 0.8 mg/kg weekly and 10 assigned to standard of care	Mean age 49 ± 13, male 86.6%, hypertension 20%,	Nr	High for mortality and mechanical ventilation; high for symptom resolution, infection, and adverse events Notes: Non-blinded study. Concealment of allocation is probably inappropriate.	Mortality: Very low certainty ⊕○○○ Invasive mechanical ventilation: Very low certainty ⊕○○○ Symptom resolution or improvement: No information Symptomatic infection (prophylaxis studies): No information Adverse events: Very low certainty ⊕○○○ Hospitalization: No information

Ivermectin

Ivermectin may not reduce mortality and probably does not improve time to symptom resolution. It is uncertain if it affects mechanical ventilation requirements, symptomatic infection as prophylaxis or severe adverse events.

Study; publication status	Patients and interventions analyzed	Comorbidities	Additional interventions	Risk of bias and study limitations	Interventions effects vs standard of care and GRADE certainty of the evidence
RCT					
Zagazig University trial ; ¹⁹⁶ Shouman et al; peer-reviewed; 2020	Patients exposed to COVID-19. 203 assigned to ivermectin 15 to 24 mg and 101 assigned to standard of care	Mean age 38.72 ± 15.94, male 51.3%, hypertension 10.2%, diabetes 8.1%, CKD 1%, asthma 2.7%	NR	High for mortality and invasive mechanical ventilation; high for symptom resolution, infection, and adverse events Notes: Non-blinded study. Concealment of allocation is probably inappropriate.	Mortality: RR 0.96 (95%CI 0.58 to 1.59); RD -0.6% (95%CI -6.7% to 9.4%); Low certainty ⊕⊕○○ Invasive mechanical ventilation: RR 1.05 (95%CI 0.64 to 1.72); RD 0.9% (95%CI -6.2% to 12.5%); Low certainty ⊕⊕○○
Chowdhury et al ; ¹⁹⁷ preprint; 2020	Patients with mild to moderate COVID-19. 60 assigned to ivermectin plus doxycycline 200 µgm/kg single dose + 100 mg BID for 10days and 56 assigned to hydroxychloroquine plus azithromycin	Mean age 33.9 ± 14.1, male 72.4%	NR	High for mortality and invasive mechanical ventilation; high for symptom resolution, infection, and adverse events Notes: Non-blinded study. Concealment of allocation is probably inappropriate.	Symptom resolution or improvement: RR 1.02 (95%CI 0.96 to 1.1); RD 1.2% (95%CI -2.4% to 6.1%); Moderate certainty ⊕⊕⊕○ Symptomatic infection (prophylaxis studies): RR 0.22 (95%CI 0.09 to 0.53); RD -13.6% (95%CI -15.8% to -8.2%); Very low certainty ⊕○○○
Podder et al ; ¹⁹⁸ peer-reviewed; 2020	Patients with mild to moderate COVID-19. 32 assigned to ivermectin 200 µgm/kg once and 30 assigned to standard of	Mean age 39.16 ± 12.07, male 71%	NR	High for mortality and invasive mechanical ventilation; high for symptom resolution, infection, and adverse events	Adverse events: RR

	care			Notes: Non-blinded study. Concealment of allocation is probably inappropriate.	1.04 (95%CI 0.32 to 3.38); RD 0.4% (95%CI -6.9% to 24.2%); Very low certainty ⊕○○○
Hashim et al , ¹⁹⁹ preprint; 2020	Patients with mild to critical COVID-19. 70 assigned to ivermectin plus doxycycline 200 µgm/kg two or three doses + 100 mg twice a day for 5 to 10 days and 70 assigned to standard of care	Mean age 48.7 ± 8.6, male %	Corticosteroids 100%, azithromycin 100%,	High for mortality and mechanical ventilation; high for symptom resolution, infection, and adverse events Notes: Non-blinded study. Concealment of allocation is probably inappropriate.	Hospitalization: RR 0.62 (95%CI 0.36 to 1.07); RD -3.9% (95%CI -6.5% to 0.6%); Low certainty ⊕⊕○○
Mahmud et al , ²⁰⁰ peer-reviewed; 2020	Patients with mild to moderate COVID-19. 183 assigned to ivermectin plus doxycycline 12 mg once + 100 mg twice a day for 5 days and 180 assigned to standard of care	Mean age 39.6 ± 13.2, male 58.8%,	NR	Low for mortality and mechanical ventilation; low for symptom resolution, infection, and adverse events. Notes: 8% of patients were lost to follow-up.	
Elgazzar et al (mild); ²⁰¹ preprint (retracted); 2020	Patients with mild to moderate COVID-19. 100 assigned to ivermectin 400 µgm/kg once for 4 days and 100 assigned to hydroxychloroquine	Mean age 55.2 ± 19.8, male 69.5%, hypertension 11.5%, diabetes 14.5%, COPD %, asthma 5.5%, coronary heart disease 4%, chronic kidney disease %	NR	High for mortality and mechanical ventilation; high for symptom resolution, infection, and adverse events Notes: Non-blinded study. Concealment of allocation is probably inappropriate.	
Elgazzar et al (severe); ²⁰¹ preprint	Patients with severe COVID-19. 100	Mean age 58.9 ± 19.5, male 71%, hypertension	NR	High for mortality and mechanical ventilation;	

(retracted); 2020	assigned to ivermectin 400 µgm/kg once for 4 days and 100 assigned to hydroxychloroquine	16%, diabetes 20%, COPD %, asthma 13%, coronary heart disease 7.5%		high for symptom resolution, infection, and adverse events Notes: Non-blinded study. Concealment of allocation is probably inappropriate.	
Elgazzar et al (prophylaxis); ²⁰¹ preprint (retracted); 2020	Patients exposed to COVID-19. 100 assigned to ivermectin 400 µgm/kg twice (second dose after one week) and 100 assigned to standard of care	NR	NR	High for mortality and mechanical ventilation; high for symptom resolution, infection, and adverse events Notes: Non-blinded study. Concealment of allocation is probably inappropriate.	
Krolewiecki et al ; ²⁰² peer-reviewed; 2020	Patients with moderate to severe COVID-19. 20 assigned to ivermectin 0.6 mg/kg for 5 days and 12 assigned to standard of care	Mean age 40.2 ± 12, male 55.5%, hypertension 13.3%, diabetes 15.5%, COPD 11.1%	NR	Low for mortality and mechanical ventilation; high for symptom resolution, infection, and adverse events Notes: Non-blinded study which might have introduced bias to symptoms and adverse events outcomes results.	
Niaee et al ; ²⁰³ preprint; 2020	Patients with mild to severe COVID-19. 120 assigned to ivermectin 200-800 microg/kg and 60 assigned to standard of care	Median age 67 ± 22, male 50%	NR	Some concerns for mortality and mechanical ventilation; Some concerns for symptom resolution, infection, and adverse events	

				Notes: Concealment of allocation possibly inappropriate.
Ahmed et al; ²⁰⁴ peer-reviewed; 2020	Patients with mild COVID-19. 55 assigned to ivermectin 12 mg a day for 5 days +/- doxycycline and 23 assigned to standard of care	Mean age 42, male 46%,	NR	High for mortality and mechanical ventilation; high for symptom resolution, infection, and adverse events Notes: Concealment of allocation probably inappropriate.
SAINT trial; ²⁰⁵ Chaccour et al; peer-reviewed; 2020	Patients mild (early within 3 days of onset) COVID-19. 12 assigned to ivermectin 400 microg/kg and 12 assigned to SOC	Median age 26 ± 36, male 50%,	NR	Low for mortality and mechanical ventilation; low for symptom resolution, infection, and adverse events
Cachar et al; ²⁰⁶ peer-reviewed; 2020	Patients with mild COVID-19. 25 assigned to ivermectin 36 mg once and 25 assigned to SOC	Mean age 40.6 ± 17, male 62%, hypertension 26%, diabetes 40%, obesity 12%	NR	High for mortality and mechanical ventilation; High for symptom resolution, infection, and adverse events Notes: Non-blinded study. Concealment of allocation is probably inappropriate.
Babalola et al; ²⁰⁷ peer-reviewed; 2020	Patients with mild to moderate COVID-19 infection. 42 assigned to ivermectin 12 to 24 mg a week for 2 weeks and 20 assigned to lopinavir-ritonavir	Mean age 44.1 ± 14.7, male 69.4%, hypertension 14.5%, diabetes 3.2%,	Corticosteroids 3.2%,	Low for mortality and mechanical ventilation; Low for symptom resolution, infection, and adverse events

Kirti et al. ²⁰⁸ Preprint; 2020	Patients with mild to moderate COVID-19. 55 assigned to ivermectin 24 mg divided in two doses and 57 assigned to SOC	Mean age 52.5 ± 14.7, male 72.3%, hypertension 34.8%, diabetes 35.7%, COPD 0.9%, asthma 0.9%, CHD 8.9%, CKD 2.7%, cerebrovascular disease 0%, cancer 5.4%, obesity %	Corticosteroids 100%, remdesivir 20.5%, hydroxychloroquine 100%, tocilizumab 6.3%, convalescent plasma 13.4%	Low for mortality and mechanical ventilation; low for symptom resolution, infection, and adverse events	
IVERCAR-TUC trial ; ¹⁹³ Chahla et al; Preprint; 2020	Patients exposed to COVID-19. 117 assigned to ivermectin + iota-carrageenan 12 mg a week + 6 sprays a day for 4 weeks and 117 assigned to SOC	Median age 38 ± 12.5, male 42.7%, hypertension 9%, diabetes, 7.3%, CKD 2.1%, obesity 11.9%	NR	High for mortality and mechanical ventilation; high for symptom resolution, infection, and adverse events Notes: Non-blinded study. Concealment of allocation is probably inappropriate.	
Mohan et al. ; ²⁰⁹ preprint; 2020	Patients with mild to moderate COVID-19 infection. 80 assigned to ivermectin 12 to 24 mg once and 45 assigned to SOC	Mean age 35.3 ± 10.4, male 88.8%, hypertension 11.2%, diabetes 8.8%, CHD 0.8%,	Corticosteroids 14.4%, remdesivir 1.6%, hydroxychloroquine 4%, azithromycin 11.2%,	Low for mortality and mechanical ventilation; Low for symptom resolution, infection, and adverse events	
Shahbaznejad et al. ; ²¹⁰ peer-reviewed; 2020	Patients with moderate to severe COVID-19 infection. 35 assigned to ivermectin 0.2 mg/kg once and 34 assigned to SOC	Mean age 46.4 ± 22.5, male 50.7%	Chloroquine 75.4%, lopinavir-ritonavir 79.7%, azithromycin 57.9%,	Low for mortality and mechanical ventilation; Low for symptom resolution, infection, and adverse events	
Spoorthi et al. ; ²¹¹ Unpublished; 2020	Patients with mild to moderate COVID-19 assigned to ivermectin 0.2 mg/kg once or	NR	NR	High for mortality and mechanical ventilation; high for symptom resolution, infection,	

	SOC			and adverse events Notes: Non-blinded study. Concealment of allocation is probably inappropriate. RoB assessment from secondary sources as publication not available.
Samaha et al. ²¹² peer-reviewed; 2020	Patients with mild (asymptomatic) COVID-19 infection. 50 assigned to ivermectin 9 to 12 mg or 150 µg/kg once and 50 assigned to SOC	Mean age 31.6 ± 7.7, male 50%, hypertension 8%, diabetes 6%	NR	High for mortality and mechanical ventilation; high for symptom resolution, infection, and adverse events Notes: Non-blinded study. Randomization process and concealment of allocation is probably inappropriate.
Bukhari et al. ²¹³ Preprint; 2020	Patients with mild to moderate COVID-19. 45 assigned to ivermectin 12 mg once and 41 assigned to SOC	NR	NR	High for mortality and mechanical ventilation; high for symptom resolution, infection, and adverse events Notes: Non-blinded study. Concealment of allocation is probably inappropriate.
Okumus et al. ²¹⁴ peer-reviewed; 2021	Patients with severe COVID-19. 30 assigned to ivermectin 0.2 mg/kg for 5 days and 30 assigned to	Mean age 62 ± 12, male 66%, hypertension 21.6%, diabetes 45%, COPD 1.6%, CHD 1.6%, cancer 1.6%	NR	High for mortality and mechanical ventilation; high for symptom resolution, infection, and adverse events

	SOC			Notes: Non-blinded study. Concealment of allocation is probably inappropriate.
Beltran et al. ¹⁶² Preprint; 2021	Patients with moderate to severe COVID-19. 36 assigned to ivermectin 12-18 mg once and 37 assigned to SOC	Mean age 54 ± 23.5, male 46.8%, hypertension 19.1%, diabetes 9.6%, COPD 1%, CHD 7.4%, cerebrovascular disease 5.3%	Corticosteroids 9.6%, lopinavir-ritonavir 44.7%	High for mortality and mechanical ventilation; high for symptom resolution, infection, and adverse events Notes: Concealment of allocation probably inappropriate.
Lopez-Medina et al. ²¹⁵ peer-reviewed; 2021	Patients with mild to moderate COVID-19 infection. 200 assigned to ivermectin 300 µg/kg a day for 5 days and 198 assigned to SOC	Median age 37 ± 19, male 42%, hypertension 13.4%, diabetes 5.5%, COPD 3%, CHD 1.7%, cancer %, obesity 18.9%	Corticosteroids 4.5%	Low for mortality and mechanical ventilation; Low for symptom resolution, infection, and adverse events
Bermejo Galan et al. ¹⁶⁴ peer-reviewed; 2021	Patients with severe to critical COVID-19 infection. 53 assigned to ivermectin 42 mg and 115 assigned to HCQ or CQ	Mean age 53.4 ± 15.6, male 58.2%, hypertension 43.4%, diabetes 28.1%, COPD 5.3%, CKD 2.5%, cancer 3%, obesity 37.5%	Corticosteroids 98%	Low for mortality and mechanical ventilation; Low for symptom resolution, infection, and adverse events
Pott-Junior et al. ²¹⁶ peer-reviewed; 2021	Patients with moderate to critical COVID-19 infection. 27 assigned to ivermectin 100 to 400 mcg/kg and 4 assigned to SOC	Mean age 49.4 ± 14.6, male 45.2%	Corticosteroids 32.3%	Low for mortality and mechanical ventilation; High for symptom resolution, infection, and adverse events Notes: Non-blinded study which might have introduced bias to

				symptoms and adverse events outcomes results.	
Kishoria et al. ²¹⁷ peer-reviewed; 2021	Patients with moderate to severe COVID-19 infection. 19 assigned to ivermectin 12 mg and 16 assigned to SOC	Mean age 38, male 66%	Hydroxychloroquine 100%	Low for mortality and mechanical ventilation; High for symptom resolution, infection, and adverse events Notes: Non-blinded study which might have introduced bias to symptoms and adverse events outcomes results.	
Seet et al. ¹⁶⁵ peer-reviewed; 2021	Patients exposed to COVID-19 infection. 617 assigned to ivermectin 12 mg once and 619 assigned to SOC (vitamin C)	Mean age 33, male 100%, hypertension 1%, diabetes 0.3%	NR	Low for mortality and mechanical ventilation; High for symptom resolution, infection, and adverse events Notes: Non-blinded study which might have introduced bias to symptoms and adverse events outcomes results.	
Abd-Elsalam et al. ²¹⁸ peer-reviewed; 2021	Patients with moderate COVID-19 infection. 82 assigned to ivermectin 12 mg a day for 3 days and 82 assigned to SOC	Mean age 40.8 ± 16.5, male 50%, hypertension 19.5%, diabetes 16.4%	NR	Low for mortality and mechanical ventilation; High for symptom resolution, infection, and adverse events Notes: Non-blinded study which might have introduced bias to symptoms and adverse events outcomes results.	

Biber et al ; ²¹⁹ preprint; 2021	Patients with mild recent onset COVID-19 infection. 47 assigned to ivermectin 48 to 55 mg administered for three days and 42 assigned to SOC	Mean age 35 ± 19, male 78.4%	NR	Low for mortality and mechanical ventilation; low for symptom resolution, infection, and adverse events Notes: 5.2% of patients lost to follow-up.	
Faisal et al ; ²²⁰ peer-reviewed; 2021	Patients with mild COVID-19 infection. 50 assigned to ivermectin 12 mg a day for 5 days and 50 assigned to SOC	Mean age 46 ± 3, male 80%	NR	High for mortality and mechanical ventilation; high for symptom resolution, infection, and adverse events Notes: Non-blinded study. Concealment of allocation is probably inappropriate.	
Vallejos et al ; ²²¹ peer reviewed; 2021	Patients with mild COVID-19 infection. 250 assigned to ivermectin 24-36 mg and 251 assigned to SOC	Mean age 42.5 ± 15.5, male 52.7%, hypertension 23.8%, diabetes 9.6%, COPD 2.8%, asthma 7.2%, CHD 1.8%, cancer 1.2%	NR	Low for mortality and mechanical ventilation; low for symptom resolution, infection, and adverse events	

Ivermectin (inhaled)

Uncertainty in potential benefits and harms. Further research is needed.

Study; publication status	Patients and interventions analyzed	Comorbidities	Additional interventions	Risk of bias and study limitations	Interventions effects vs standard of care and GRADE certainty of the evidence
---------------------------	-------------------------------------	---------------	--------------------------	------------------------------------	---

RCT

Aref et al ; ²²² peer reviewed; 2021	Patients with mild COVID-19 infection. 57 assigned to inhaled (inh) ivermectin and	Mean age 45 ± 19, male 71.9%, hypertension 17.5%, diabetes 12.3%, COPD 0.9%,	NR	High for mortality and mechanical ventilation; high for symptom resolution, infection,	Mortality: No information
---	--	--	----	--	----------------------------------

	57 assigned to SOC	cerebrovascular disease 3.5%		and adverse events Notes: Non-blinded study. Randomization and concealment of allocation is probably inappropriate.	<p>Invasive mechanical ventilation: No information</p> <p>Symptom resolution or improvement: Very low certainty ⊕○○○</p> <p>Symptomatic infection (prophylaxis studies): No information</p> <p>Adverse events: No information</p> <p>Hospitalization: No information</p>
--	--------------------	---------------------------------	--	--	---

Intravenous immunoglobulin (IVIG)

Uncertainty in potential benefits and harms. Further research is needed.

Study; publication status	Patients and interventions analyzed	Comorbidities	Additional interventions	Risk of bias and study limitations	Interventions effects vs standard of care and GRADE certainty of the evidence
---------------------------	-------------------------------------	---------------	--------------------------	------------------------------------	---

RCT

Sakoulas et al. ²²³ preprint; 2020	Patients with severe COVID-19 infection. 16 assigned to IVIG 0.5 g/kg/day for 3 days and 17 assigned to standard of care	Mean age 54 ± NR, male 60.6%, hypertension 33.3%, diabetes 36.3%, chronic lung disease 12%, coronary heart disease 3%, chronic kidney disease 3%, immunosuppression 3%	Corticosteroids 78.7%, remdesivir 51.5%, convalescent plasma 15.2%	High for mortality and invasive mechanical ventilation; high for symptom resolution, infection, and adverse events Notes: Non-blinded study. Concealment of allocation is probably	<p>Mortality: Very low certainty ⊕○○○</p> <p>Invasive mechanical ventilation: Very low certainty ⊕○○○</p> <p>Symptom resolution or improvement: No</p>
--	--	--	--	---	---

				inappropriate.	information
Gharebaghi et al; ²²⁴ preprint; 2020	Patients with severe to critical COVID-19. 30 assigned to IVIG 5 g a day for 3 days and 29 assigned to standard of care	Mean age 56 ± 16, male 69.5%, hypertension 22%, diabetes 27.1%, chronic lung disease 3.3%,	NR	Some concerns for mortality and invasive mechanical ventilation; some concerns for symptom resolution, infection, and adverse events Notes: Concealment of allocation probably inappropriate.	Symptomatic infection (prophylaxis studies): No information Adverse events: Very low certainty ⊕○○○ Hospitalization: No information
Tabarsi et al; ²²⁵ peer-reviewed; 2020	Patients with severe COVID-19. 52 assigned to IVIG 400 mg/Kg daily for three doses and 32 assigned to standard of care	Mean age 53 ± 13, male 77.4%, hypertension 20.2%, diabetes 21.4%, COPD 1.2%, asthma %, coronary heart disease %, chronic kidney disease 4.7%, cancer 1.2%,	NR	High for mortality and mechanical ventilation; high for symptom resolution, infection, and adverse events Notes: Non-blinded study. Concealment of allocation is probably inappropriate.	
Raman et al; ²²⁶ Peer reviewed; 2020	Patients with moderate to severe COVID-19. 50 assigned to IVIG 0.4 g/kg for 5 days and 50 assigned to SOC	Mean age 48.7 ± 12, male 33%, hypertension 31%, obesity 16%	NR	High for mortality and mechanical ventilation; High for symptom resolution, infection, and adverse events Notes: Non-blinded study. Concealment of allocation is probably inappropriate.	

KB109 (microbiome modifier)

Uncertainty in potential benefits and harms. Further research is needed.

Study; publication status	Patients and interventions analyzed	Comorbidities	Additional interventions	Risk of bias and study limitations	Interventions effects vs standard of care and GRADE certainty of the evidence
---------------------------	-------------------------------------	---------------	--------------------------	------------------------------------	---

RCT

Haran et al. ²²⁷ preprint; 2021	Patients with mild to moderate COVID-19 infection. 169 assigned to KB109 9-36 g twice a day for 14 days and 172 assigned to SOC	Median age 36 ± 56, male 40.8%, hypertension 18%, diabetes 2.5%, COPD 8.8%, cerebrovascular disease 2.3%, cancer 0.8%, obesity 3.7%	NR	Low for mortality and mechanical ventilation; High for symptom resolution, infection, and adverse events Notes: Non-blinded study which might have introduced bias to symptoms and adverse events outcomes results.	<p>Mortality: Very low certainty ⊕○○○</p> <p>Invasive mechanical ventilation: No information</p> <p>Symptom resolution or improvement: Very low certainty ⊕○○○</p> <p>Symptomatic infection (prophylaxis studies): No information</p> <p>Adverse events: Very low certainty ⊕○○○</p> <p>Hospitalization: No information</p>
---	---	---	----	--	---

L-arginine

Uncertainty in potential benefits and harms. Further research is needed.

Study; publication status	Patients and interventions analyzed	Comorbidities	Additional interventions	Risk of bias and study limitations	Interventions effects vs standard of care and GRADE certainty of the evidence
---------------------------	-------------------------------------	---------------	--------------------------	------------------------------------	---

RCT

Coppola et al, ²²⁸ peer reviewed; 2021	Patients with severe COVID-19 infection. 45 assigned to L-arginine 1.66 g twice a day during hospitalization and 45 assigned to SOC	Mean age 61.6, male 81.2%, hypertension 36.7%, diabetes 10%, CHD 14.5%, obesity 10%	Corticosteroids 100%, remdesivir 27.8%,	High for mortality and mechanical ventilation; high for symptom resolution, infection, and adverse events Notes: Concealment of allocation probably inappropriate.	Mortality: Very low certainty ⊕○○○ Invasive mechanical ventilation: No information Symptom resolution or improvement: No information Symptomatic infection (prophylaxis studies): No information Adverse events: No information Hospitalization: No information
--	---	---	---	---	--

Lactococcus lactis (intranasal)

Uncertainty in potential benefits and harms. Further research is needed.

Study; publication status	Patients and interventions analyzed	Comorbidities	Additional interventions	Risk of bias and study limitations	Interventions effects vs standard of care and GRADE certainty of the evidence
---------------------------	-------------------------------------	---------------	--------------------------	------------------------------------	---

RCT

PROBCO trial; ²²⁹ Endam et al; preprint; 2021	Patients with mild recently diagnosed COVID-19 infection. 12 assigned to <i>Lactococcus lactis</i> (intranasal) two nasal irrigations a day and 11 assigned to SOC	Mean age 30.4 ± 9.1, male 30%	NR	High for mortality and mechanical ventilation; high for symptom resolution, infection, and adverse events Notes: Non-blinded study. Concealment of allocation is probably	Mortality: No information Invasive mechanical ventilation: No information Symptom resolution or improvement: Very low certainty
--	--	-------------------------------	----	--	--

				inappropriate.	⊕○○○ Symptomatic infection (prophylaxis studies): No information Adverse events: Very low certainty ⊕○○○ Hospitalization: No information
--	--	--	--	----------------	---

Leflunomide

Uncertainty in potential benefits and harms. Further research is needed.

Study; publication status	Patients and interventions analyzed	Comorbidities	Additional interventions	Risk of bias and study limitations	Interventions effects vs standard of care and GRADE certainty of the evidence
---------------------------	-------------------------------------	---------------	--------------------------	------------------------------------	---

RCT

Hu et al; ²³⁰ peer-reviewed; 2020	Patients with mild to critical COVID-19 infection. 5 assigned to Leflunomide 50 mg every 12 h (three doses) followed by 20 mg a day for 10 days and 5 assigned to standard of care	Mean age 52.5 ± 11.5, male 30%, hypertension 60%, chronic lung disease 10%	Umifenovir 100%	High for mortality and invasive mechanical ventilation; high for symptom resolution, infection, and adverse events Notes: Non-blinded study. Concealment of allocation is probably inappropriate.	Mortality: No information Invasive mechanical ventilation: No information Symptom resolution or improvement: No information Symptomatic infection (prophylaxis studies): No information
Wang et al; ²³¹ peer-reviewed; 2020	Patients with moderate to severe COVID-19. 24 assigned to Leflunomide 100 mg on the first day	Median age 55.7 ± 21.5, male 50%, hypertension 27.2%, diabetes 4.5%, chronic lung disease 4.5%, coronary heart disease 2.3%, cancer	Corticosteroids 34.1%, hydroxychloroquine 56.8%, lopinavir-ritonavir 11.4%, umifenovir 75%, IVIG 20.4%, ATB 63.6%,	High for mortality and invasive mechanical ventilation; high for symptom resolution, infection, and adverse events	Adverse events: No information

	followed by 20 mg a day for 8 days and 24 assigned to standard of care	2.3%	IFN 100%	Notes: Non-blinded study. Concealment of allocation is probably inappropriate.	Hospitalization: No information
--	--	------	----------	--	--

Lenzilumab

Uncertainty in potential benefits and harms. Further research is needed.

Study; publication status	Patients and interventions analyzed	Comorbidities	Additional interventions	Risk of bias and study limitations	Interventions effects vs standard of care and GRADE certainty of the evidence
---------------------------	-------------------------------------	---------------	--------------------------	------------------------------------	---

RCT

LIVE-AIR trial , ²³² Temesgen et al; preprint; 2021	Patients with severe COVID-19 infection. 236 assigned to lenzilumab 1800 mg once and 243 assigned to SOC	Mean age 60.5 ± 13.9, male 64.7%, diabetes 53.4%, COPD 7.3%, asthma 10.6%, CHD 13.6%, CKD 14%,	Corticosteroids 93.7%, remdesivir 72.4%,	Low for mortality and mechanical ventilation; low for symptom resolution, infection, and adverse events	<p>Mortality: RR 0.7 (95%CI 0.42 to 1.15); RD -4.8% (95%CI -9.3% to 2.4%); Low certainty ⊕⊕⊕○</p> <p>Invasive mechanical ventilation: RR 0.71 (95%CI 0.48 to 1.04); RD -5% (95%CI -9% to 0.7%); Low certainty ⊕⊕⊕○</p> <p>Symptom resolution or improvement: No information</p> <p>Symptomatic infection (prophylaxis studies): No information</p> <p>Adverse events: RR 0.82 (95%CI 0.62 to 1.07); RD -1.8%</p>
---	--	--	--	---	---

					(95%CI -3.9% to 0.7%); Low certainty ⊕⊕⊕○ Hospitalization: No information
Levamisole Uncertainty in potential benefits and harms. Further research is needed.					
Study; publication status	Patients and interventions analyzed	Comorbidities	Additional interventions	Risk of bias and study limitations	Interventions effects vs standard of care and GRADE certainty of the evidence
RCT					
Roostaei et al ; ²³³ Preprint; 2020	Patients with mild to moderate COVID-19. 25 assigned to levamisole 150 mg a day for 3 days and 25 assigned to SOC	Mean age 36.6 ± 13.7, male 60%,	Hydroxychloroquine 100%,	High for mortality and mechanical ventilation; High for symptom resolution, infection, and adverse events Notes: Concealment of allocation probably inappropriate.	Mortality: No information Invasive mechanical ventilation: No information Symptom resolution or improvement: Mortality: Very low certainty ⊕○○○ Symptomatic infection (prophylaxis studies): No information Adverse events: No information Hospitalization: Very low certainty ⊕○○○ Hospitalization: No information

Lincomycin

Uncertainty in potential benefits and harms. Further research is needed.

Study; publication status	Patients and interventions analyzed	Comorbidities	Additional interventions	Risk of bias and study limitations	Interventions effects vs standard of care and GRADE certainty of the evidence
RCT					
Güvenmez et al. ⁴¹ peer-reviewed; 2020	Patients with moderate COVID-19 infection. 12 assigned to lincomycin 600 mg twice a day for 5 days and 12 assigned to azithromycin 500 mg on first day followed by 250 mg a day for 5 days	Mean age 58.7 ± 16, male 70.8%,	NR	High for mortality and invasive mechanical ventilation; high for symptom resolution, infection, and adverse events Notes: Non-blinded study. Concealment of allocation is probably inappropriate.	Mortality: No information Invasive mechanical ventilation: No information Symptom resolution or improvement: No information Symptomatic infection (prophylaxis studies): No information Adverse events: No information Hospitalization: No information

Lopinavir-ritonavir

Lopinavir-ritonavir probably does not reduce mortality with moderate certainty. Lopinavir-ritonavir may not be associated with a significant increase in severe adverse events. However, the certainty is low because of risk of bias and imprecision.

Study; publication status	Patients and interventions analyzed	Comorbidities	Additional interventions	Risk of bias and study limitations	Interventions effects vs standard of care and GRADE certainty of the evidence
RCT					
LOTUS China trial ; ²³⁴ Cao et al; peer-reviewed; 2020	Patients with severe to critical COVID-19 infection. 99 assigned to lopinavir-ritonavir 400/100 mg daily for 14 days and 100 assigned to standard of care	Median age 58 ± 9.5, male 60.3%, Diabetes 11.6%, disease 6.5%, cancer 3%	Corticosteroids 33.7%, remdesivir NR%, IFN 11.1%, ATB 95%	Low for mortality and invasive mechanical ventilation; High for symptom resolution, infection, and adverse events Notes: Non-blinded study which might have introduced bias to symptoms and adverse events outcomes results.	Mortality: RR 1.01 (95%CI 0.92 to 1.11); RD 0.2% (95%CI -1.3% to 1.8%); Moderate certainty ⊕⊕⊕○ Invasive mechanical ventilation: RR 1.07 (95%CI 0.98 to 1.17); RD 1.2% (95%CI -0.3% to 2.9%); High certainty ⊕⊕⊕⊕
ELACOI trial ; ²³⁵ Li et al; peer-reviewed; 2020	Patients with moderate to severe COVID-19 infection. 34 assigned to lopinavir-ritonavir 200/50 mg twice daily for 7-14 days, 35 assigned to umifenovir and 17 assigned to standard of care	Mean age 49.4 ± 14.7, male 41.7%	Corticosteroids 12.5%, intravenous immunoglobulin 6.3%	Low for mortality and invasive mechanical ventilation; High for symptom resolution, infection, and adverse events Notes: Non-blinded study which might have introduced bias to symptoms and adverse events outcomes results.	Symptom resolution or improvement: RR 1.03 (95%CI 0.92 to 1.15); RD 1.8% (95%CI -4.8% to 9%); Moderate certainty ⊕⊕⊕○ Symptomatic infection (prophylaxis studies): Very low certainty ⊕○○○
RECOVERY-Lopinavir-ritonavir trial ; ²³⁶ Horby et al; other; 2020	Patients with mild to critical COVID-19 infection. 1616 assigned to lopinavir-	Mean age 66.2 ± 15.9, male 60.5%, diabetes 27.5%, chronic lung disease 23.5%, coronary	NR	Low for mortality and invasive mechanical ventilation; some concerns for symptom	Severe Adverse events: RR 0.6 (95%CI 0.37 to 0.98); RD -4.1% (95%CI -

	ritonavir 400/100 mg twice a day for 10 days and 3424 assigned to standard of care	heart disease 26%		resolution, infection, and adverse events Notes: Non-blinded study which might have introduced bias to symptoms and adverse events outcomes results.	6.5% to -0.2%); Low certainty ⊕⊕○○ Hospitalization: Very low certainty ⊕○○○
Huang et al ; peer-reviewed; ¹³⁴ 2020	Patients with moderate to severe COVID-19 infection. 10 assigned to CQ 500 mg twice a day for 10 days and 12 assigned to lopinavir-ritonavir 400/100 mg twice a day for 10 days	Mean age 44 ± 21, male 59.1%	NR	High for mortality and invasive mechanical ventilation; high for symptom resolution, infection, and adverse events Notes: Non-blinded study. Concealment of allocation is probably inappropriate.	
Zheng et al ; preprint; ²³⁷ 2020	Patients with moderate to severe COVID-19 infection. 30 assigned to novaferon 40 microg twice a day (inh), 30 assigned to novaferon plus lopinavir-ritonavir 40 mg twice a day (inh) + 400/100 mg a day and 29 assigned to lopinavir-ritonavir	Median age 44.5 ± NR, male 47.1%	NR	High for mortality and invasive mechanical ventilation; High for symptom resolution, infection, and adverse events Notes: Non-blinded study. Concealment of allocation is probably inappropriate.	
Chen et al ; preprint; ²³⁸ 2020	Patients with mild to moderate COVID-19 infection. 33 assigned to ribavirin 2 g IV	Mean age 42.5 ± 11.5, male 45.5%	NR	High for mortality and invasive mechanical ventilation; high for symptom resolution,	

	loading dose followed by orally 400-600 mg every 8 hours for 14 days, 36 assigned to lopinavir-ritonavir and 32 assigned to ribavirin plus lopinavir-ritonavir			infection, and adverse events Notes: Non-blinded study. Concealment of allocation is probably inappropriate.	
WHO SOLIDARITY-trial ; ¹⁵² Pan et al; preprint; 2020	Patients with moderate to critical COVID-19. 1399 assigned to lopinavir-ritonavir 200/50 mg twice a day for 14 days and 1372 assigned to standard of care	Age 61% < 70 years, male 62%, diabetes 25%, COPD 6%, asthma 5%, coronary heart disease 21%	Corticosteroids 15.1%, convalescent plasma 0.5%, Anti IL6 2.1%	Low for mortality and invasive mechanical ventilation; some concerns for symptom resolution, infection, and adverse events Notes: Non-blinded study which might have introduced bias to symptoms and adverse events outcomes results.	
Sali et al ; ²³⁹ Peer reviewed; 2020	Patients with moderate to severe COVID-19. 22 assigned to sofosbuvir 400 mg a day and 32 assigned to lopinavir-ritonavir 400/100 mg every 12 hours	Mean age 56.5 ± 14, male 53.7%, diabetes 33%,	NR	High for mortality and mechanical ventilation; High for symptom resolution, infection, and adverse events Notes: Non-blinded study. Concealment of allocation is probably inappropriate.	
Purwati et al ; ²⁴⁰ Peer reviewed; 2020	Patients with mild to moderate COVID-19. 128 assigned to lopinavir-ritonavir 500/100 a day, 123 assigned to HCQ	Median age 36.5 ± NR, male 95.3%,	NR	High for mortality and mechanical ventilation; High for symptom resolution, infection, and adverse events	

	200 mg a day and 119 to SOC			Notes: Non-blinded study. Concealment of allocation is probably inappropriate.
Kasgari et al ; ²⁴¹ peer-reviewed; 2020	Patients with moderate COVID-19 infection. 24 assigned to sofosbuvir/daclatasvir 400/60 mg twice daily and 24 assigned to hydroxychloroquine plus lopinavir-ritonavir	Median age 52.5 ± NR, male 37.5%, hypertension 35.4%, diabetes 37.5%, chronic lung disease 2%	NR	High for mortality and invasive mechanical ventilation; high for symptom resolution, infection, and adverse events Notes: Non-blinded study. Concealment of allocation is probably inappropriate.
Yadollahzadeh et al ; ²⁴² Preprint; 2021	Patients with mild to moderate COVID-19 infection. 58 assigned to sofosbuvir/daclatasvir 400/60 mg a day for 10 days and 54 assigned to lopinavir-ritonavir 400/100 mg twice a day for 7 days	Mean age 57.4 ± 15, male 44.6%, hypertension 25%, diabetes 21.4%, COPD 3.6%, CHD 15.2%, CKD 6.2%, immunosuppression 3.6%, cancer 10.7%	Hydroxychloroquine 100%	High for mortality and mechanical ventilation; High for symptom resolution, infection, and adverse events Notes: Non-blinded study. Concealment of allocation is probably inappropriate.
TOGETHER trial ; ¹⁶⁶ Reis et al; peer reviewed; 2021	Patients with mild to moderate COVID-19 infection. 244 assigned to lopinavir-ritonavir 1600 mg/400 mg once followed by 800 mg/200 mg a day for 9 days and 227 assigned to SOC	Mean age 53 ± 76, male 45%, hypertension 49.3%, diabetes 19.4%, COPD 2.5%, asthma 8.6%, CHD 3.9%, CKD 0.7%, cancer 1.2%, obesity 34.2%	NR	Low for mortality and mechanical ventilation; low for symptom resolution, infection, and adverse events
SEV-COVID trial ; ¹⁷¹ Singh et al;	Patients with severe COVID-19 infection.	Mean age 53.3 ±, male 77.2%, hypertension	NR	High for mortality and mechanical ventilation;

preprint; 2021	20 assigned to ribavirin + lopinavir-ritonavir (dosage not reported) and 21 assigned to SOC	34%, diabetes 27.2%, COPD 13.6%, asthma 2.2%, CHD 20.4%, cancer 0%,		high for symptom resolution, infection, and adverse events Notes: Non-blinded study. Concealment of allocation is probably inappropriate.	
COPEP trial ; ²⁴³ Labhardt et al; preprint; 2021	Patients exposed to COVID-19 infection. 209 assigned to lopinavir-ritonavir 400/10 mg a day for 5 days and 109 assigned to SOC	Median age 39 ± 22, male 50.6%, hypertension 8.2%, diabetes 3.1%, COPD 7.8%, CHD 2.5%, cancer 0.6%,	NR	Low for mortality and mechanical ventilation; high for symptom resolution, infection, and adverse events Notes: Non-blinded study which might have introduced bias to symptoms and adverse events outcomes results.	

Low-dose radiation therapy

Uncertainty in potential benefits and harms. Further research is needed.

Study; publication status	Patients and interventions analyzed	Comorbidities	Additional interventions	Risk of bias and study limitations	Interventions effects vs standard of care and GRADE certainty of the evidence
---------------------------	-------------------------------------	---------------	--------------------------	------------------------------------	---

RCT

COVID-RT-01 trial ; ²⁴⁴ Papachristofilou et al; peer reviewed; 2021	Patients with critical COVID-19 infection. 11 assigned to low-dose radiation therapy 0.5 to 1.0 Gy and 11 assigned to SOC	Mean age 75, male 77.3%, diabetes 54.6%, COPD 22.7%, asthma %, CHD 40.9%, cancer 18.2%,	Corticosteroids 100%, remdesivir 50%,	Low for mortality and mechanical ventilation; low for symptom resolution, infection, and adverse events	Mortality: Very low certainty ⊕○○○ Invasive mechanical ventilation: No information Symptom resolution or improvement: Very low certainty
---	---	---	---------------------------------------	---	---

					⊕○○○ Symptomatic infection (prophylaxis studies): No information Adverse events: No information Hospitalization: No information
Mavrilimumab Uncertainty in potential benefits and harms. Further research is needed.					
Study; publication status	Patients and interventions analyzed	Comorbidities	Additional interventions	Risk of bias and study limitations	Interventions effects vs standard of care and GRADE certainty of the evidence
RCT					
MASH-COVID trial ; ²⁴⁵ Cremer et al; peer reviewed; 2021	Patients with severe to critical COVID-19 infection. 21 assigned to mavrilimumab 6 mg/kg once and 19 assigned to SOC	Mean age 56.7 ± 23.8, male 65%, hypertension 55%, diabetes 43%, COPD 8%, CKD 8%, cerebrovascular disease 3%	NR	Low for mortality and mechanical ventilation; Low for symptom resolution, infection, and adverse events	Mortality: Very low certainty ⊕○○○ Invasive mechanical ventilation: Very low certainty ⊕○○○ Symptom resolution or improvement: Very low certainty ⊕○○○ Symptomatic infection (prophylaxis studies): No information Adverse events:

					Very low certainty ⊕○○○ Hospitalization: No information
Melatonin Uncertainty in potential benefits and harms. Further research is needed.					
Study; publication status	Patients and interventions analyzed	Comorbidities	Additional interventions	Risk of bias and study limitations	Interventions effects vs standard of care and GRADE certainty of the evidence
RCT					
Farnoosh et al. , ²⁴⁶ peer reviewed; 2020	Patients with mild to moderate COVID-19. 24 assigned to melatonin 9 mg a day for 14 days and 20 assigned to SOC	Mean age 51.85 ± 14.25, male 59.1%, hypertension 25%, diabetes 22.7%, CHD 6.8%, cancer 6.8%,	NR	High for mortality and mechanical ventilation; High for symptom resolution, infection, and adverse events Notes: Concealment of allocation is probably inappropriate. Significant loss to follow-up.	Mortality: Very low certainty ⊕○○○ Invasive mechanical ventilation: No information Symptom resolution or improvement: Very low certainty ⊕○○○
Davoodian et al. , ²⁴⁷ preprint; 2021	Patients with severe COVID-19 infection. 41 assigned to melatonin 6 mg a day for 14 days and 39 assigned to SOC	Median age 56 ± 40, male 56.8%, hypertension 18.5%, diabetes 14.8%, CHD 19.8%, CKD 3.7%	Corticosteroids 12.3%, hydroxychloroquine 69%,	Low for mortality and mechanical ventilation; low for symptom resolution, infection, and adverse events	Symptomatic infection (prophylaxis studies): No information
Alizadeh et al. , ²⁴⁸ peer reviewed; 2021	Patients with mild to moderate COVID-19 infection. 14 assigned to melatonin 6 mg a day for 14 days and 17 assigned to SOC	Mean age 36 ± 8.2, male 64.3%	NR	High for mortality and mechanical ventilation; high for symptom resolution, infection, and adverse events Notes: Non-blinded	Adverse events: No information Hospitalization: No information

				study. Concealment of allocation probably inappropriate.	
Mousavi et al. ²⁴⁹ peer reviewed; 2021	Patients with moderate to severe COVID-19 infection. 48 assigned to melatonin 3 mg a day for 10 days and 48 assigned to SOC	Mean age 52.9, male 44.8%, hypertension 30.2%, diabetes 28.1%, COPD 3.1%, asthma 5.2%, CHD 15.6%, CKD 5.2%,	Corticosteroids 82.3%, hydroxychloroquine 97.9%, lopinavir-ritonavir 2.1%, azithromycin 100%,	High for mortality and mechanical ventilation; high for symptom resolution, infection and adverse events Notes: Non-blinded study. Concealment of allocation probably inappropriate.	

Mesenchymal stem-cell transplantation

Mesenchymal stem-cell transplantation may reduce mortality.

Study; publication status	Patients and interventions analyzed	Comorbidities	Additional interventions	Risk of bias and study limitations	Interventions effects vs standard of care and GRADE certainty of the evidence
---------------------------	-------------------------------------	---------------	--------------------------	------------------------------------	---

RCT

Shu et al. ²⁵¹ peer-reviewed; 2020	Patients with severe COVID-19 infection. 12 assigned to mesenchymal stem cell 2×10^6 cells/kg one infusion and 29 assigned to standard of care	Median age 61 ± 10 , male 58.5%, hypertension 22%, diabetes 19.5%	Corticosteroids 100%, antibiotics 87.8%, antivirals 100%	High for mortality and invasive mechanical ventilation; high for symptom resolution, infection, and adverse events Notes: Non-blinded study. Concealment of allocation is probably inappropriate.	Mortality: RR 0.59 (95%CI 0.37 to 0.93); RD -6.2% (95%CI -9.8% to -1%); Low certainty ⊕⊕○○ Invasive mechanical ventilation: No information Symptom resolution or improvement: Very low certainty ⊕○○○
Shi et al. ²⁵² preprint; 2020	Patients with severe COVID-19. 65 assigned to mesenchymal stem cell	Mean age 60.3 ± 8.4 , male 56%, hypertension 27%, diabetes 17%, COPD 2%	Corticosteroids 22%	Low for mortality and mechanical ventilation	Symptomatic infection

	three infusions with 4.0×10^7 cells each and 35 assigned to standard of care				(prophylaxis studies): No information Adverse events: No information Hospitalization: No information
Lanzoni et al. ²⁵³ preprint; 2020	Patients with severe to critical COVID-19. 12 assigned to mesenchymal stem cell $100 \pm 20 \times 10^6$ UC- MSC twice and 12 assigned to standard of care	Mean age 58.7 ± 17.5 , male 54.1%, hypertension 66.7%, diabetes 45.8%, coronary heart disease 12.5%, , cancer 4.2%, obesity 66.6%	Corticosteroids 90.4%, remdesivir 66.7%, hydroxychloroquine 12.5%, tocilizumab 20.8%, convalescent plasma 29.1%	High for mortality and mechanical ventilation; high for symptom resolution, infection, and adverse events Notes: Concealment of allocation probably inappropriate.	
Dilogo et al. ²⁵⁴ peer reviewed; 2021	Patients with critical COVID-19 infection. 20 assigned to mesenchymal stem cell one 100 ml infusion and 20 assigned to SOC	age >60, 45%, male 75%, hypertension 42.5%, diabetes 50%, CHD 25%, CKD 17.5%	NR	Low for mortality and mechanical ventilation; low for symptom resolution, infection, and adverse events	

Methylene blue

Uncertainty in potential benefits and harms. Further research is needed.

Study; publication status	Patients and interventions analyzed	Comorbidities	Additional interventions	Risk of bias and study limitations	Interventions effects vs standard of care and GRADE certainty of the evidence
---------------------------	-------------------------------------	---------------	--------------------------	------------------------------------	---

RCT

Hamidi-Alamdari et al. ²⁵⁵ peer reviewed; 2021	Patients with severe to critical COVID-19 infection. 40 assigned to methylene blue 1 mg/kg every 12 to 8 h for 14 days and 40 assigned to SOC	Mean age 54 ± 13 , male 52.5%, hypertension 17.5%, diabetes 10%	Corticosteroids 87.5%, azithromycin 92.5%,	High for mortality and mechanical ventilation; high for symptom resolution, infection, and adverse events Notes: Non-blinded study. Concealment of	Mortality: No information Invasive mechanical ventilation: No information Symptom resolution or
---	---	---	--	---	--

				allocation is probably inappropriate.	<p>improvement: No information</p> <p>Symptomatic infection (prophylaxis studies): No information</p> <p>Adverse events: No information</p> <p>Hospitalization: No information</p>
--	--	--	--	---------------------------------------	--

Metisoprinol

Uncertainty in potential benefits and harms. Further research is needed.

Study; publication status	Patients and interventions analyzed	Comorbidities	Additional interventions	Risk of bias and study limitations	Interventions effects vs standard of care and GRADE certainty of the evidence
---------------------------	-------------------------------------	---------------	--------------------------	------------------------------------	---

RCT

Borges et al. , ²⁵⁶ peer reviewed; 2020	Patients with mild to moderate COVID-19. 30 assigned to metisoprinol 1500 mg/kg/day for 14 days and 30 assigned to SOC	Mean age 33.2 ± 16, male 53.3%, COPD 10%, CKD 16.6%, cancer 3.3%,	NR	<p>High for mortality and mechanical ventilation; High for symptom resolution, infection, and adverse events</p> <p>Notes: Non-blinded study. Concealment of allocation is probably inappropriate.</p>	<p>Mortality: No information</p> <p>Invasive mechanical ventilation: No information</p> <p>Symptom resolution or improvement: No information</p> <p>Symptomatic infection (prophylaxis studies): No information</p> <p>Adverse events: No information</p>
--	--	---	----	--	--

					Hospitalization: No information
--	--	--	--	--	--

Metoprolol

Mesenchymal stem-cell transplantation may reduce mortality.

Study; publication status	Patients and interventions analyzed	Comorbidities	Additional interventions	Risk of bias and study limitations	Interventions effects vs standard of care and GRADE certainty of the evidence
---------------------------	-------------------------------------	---------------	--------------------------	------------------------------------	---

RCT

<p>MADRID-COVID trial;²⁵⁰ Clemente-Moragón et al; peer reviewed; 2021</p>	<p>Patients with critical COVID-19 infection. 12 assigned to metoprolol 15 mg a day for 3 days and 8 assigned to SOC</p>	<p>Median age 60 ± 14.2, male 65%, hypertension 30%, diabetes 10%,</p>	<p>Corticosteroids 100%,</p>	<p>Low for mortality and mechanical ventilation; high for symptom resolution, infection and adverse events</p> <p>Notes: Non-blinded study which might have introduced bias to symptoms and adverse events outcomes results.</p>	<p>Mortality: Very low certainty ⊕○○○</p> <p>Invasive mechanical ventilation: No information</p> <p>Symptom resolution or improvement: No information</p> <p>Symptomatic infection (prophylaxis studies): No information</p> <p>Adverse events: No information</p> <p>Hospitalization: No information</p>
---	--	--	------------------------------	--	---

Molnupiravir

Uncertainty in potential benefits and harms. Further research is needed.

Study; publication status	Patients and interventions analyzed	Comorbidities	Additional interventions	Risk of bias and study limitations	Interventions effects vs standard of care and GRADE certainty of the evidence
---------------------------	-------------------------------------	---------------	--------------------------	------------------------------------	---

RCT

Painter et al; ²⁵⁷ Preprint; 2020	Healthy volunteers. 64 assigned to molnupiravir 80 to 1600 mg twice a day for 5.5 days	Mean age 39.6 ± 39, male 82.8%,	NR	Low for adverse events	Mortality: No information Invasive mechanical ventilation: No information
AGILE trial; ²⁵⁸ Khoo et al; preprint; 2021	Patients with mild to moderate COVID-19 infection. 12 assigned to molnupiravir 600-1600 mg a day and 6 assigned to SOC	Median age 56 ± 58, male 27.8%	NR	Low for mortality and mechanical ventilation; High for symptom resolution, infection, and adverse events Notes: Non-blinded study which might have introduced bias to symptoms and adverse events outcomes results.	Symptom resolution or improvement: No information Symptomatic infection (prophylaxis studies): No information
Fischer et al; ²⁵⁹ peer reviewed; 2021	Patients with mild to moderate COVID-19 infection. 140 assigned to molnupiravir 200 to 800 mg twice a day for 5 days and 62 assigned to SOC	Age >65 6%±, male 48.6%	NR	Low for mortality and mechanical ventilation; low for symptom resolution, infection, and adverse events	Adverse events: Very low certainty ⊕○○○ Hospitalization: No information

Mouthwash

Uncertainty in potential benefits and harms. Further research is needed.

Study; publication status	Patients and interventions analyzed	Comorbidities	Additional interventions	Risk of bias and study limitations	Interventions effects vs standard of care and GRADE certainty of the evidence
RCT					
Mukhtar et al; ²⁶⁰ preprint ; 2020	Patients with mild to critical COVID-19. 46 assigned to mouthwash with hydrogen peroxide 2% and chlorhexidine gluconate mixed solution three times a day and 46 assigned to standard of care	Mean age 49, male 78.2%, hypertension 37%, diabetes 41.3%, coronary heart disease 6.5%, chronic kidney disease 12%, c obesity 31.5%	Corticosteroids 53.2%, remdesivir 26%, hydroxychloroquine 21.7%, lopinavir-ritonavir 54.3%, azithromycin 57.6%, convalescent plasma 13%	High for mortality and mechanical ventilation; high for symptom resolution, infection, and adverse events Notes: Non-blinded study. Concealment of allocation is probably inappropriate.	Mortality: Very low certainty ⊕○○○ Invasive mechanical ventilation: Very low certainty ⊕○○○
GARGLES trial; ²⁶¹ Mohamed et al; preprint; 2020	Patients with COVID-19. 10 assigned to mouthwash with povidone iodine or essential oils 3 times a day and 10 assigned to mouthwash with water or no mouthwash	Median age 28.9, male 80%	NR	High for mortality and mechanical ventilation; high for symptom resolution, infection, and adverse events Notes: Non-blinded study. Concealment of allocation is probably inappropriate.	Symptom resolution or improvement: Very low certainty ⊕○○○ Symptomatic infection (prophylaxis studies): No information
KILLER trial; ²⁶² Guenezan et al; peer reviewed; 2020	Patients with mild COVID-19. 12 assigned to mouthwash with 25 ml of 1% povidone iodine and 12 assigned to SOC	Mean age 45 ± 23, male 33%, hypertension 12.5%, diabetes 4%	NR	High for mortality and mechanical ventilation; High for symptom resolution, infection, and adverse events Notes: Non-blinded study. Concealment of allocation is probably	Adverse events: No information

				inappropriate.	
Elzein et al. ; ²⁶³ preprint; 2021	Patients with mild to severe COVID-19 infection. 52 assigned to mouthwash with povidone or chlorhexidine and 9 assigned to SOC	Mean age 45.3 ± 16.7, male 40.9%	NR	High for mortality and mechanical ventilation; High for symptom resolution, infection, and adverse events Notes: Non-blinded study. Concealment of allocation is probably inappropriate.	
Santos et al. ; ²⁶⁴ preprint; 2021	Patients with mild to moderate COVID-19 infection. 20 assigned to mouthwash with anionic iron tetracarboxyphthalocyanine derivative 5 times a day and 21 assigned to SOC	Mean age 53.7 ± 44.5, male 63%	NR	Low for mortality and mechanical ventilation; Low for symptom resolution, infection, and adverse events	
BBCovid trial ; ²⁶⁵ Carrouel et al; preprint; 2021	Patients with mild COVID-19 infection. 76 assigned to mouthwash with β-cyclodextrin-citrox three times a day and 78 assigned to SOC	Mean age 43.8 ± 15.5, male 45.7%,	NR	Low for mortality and mechanical ventilation; Low for symptom resolution, infection, and adverse events	
Huang et al. ; ²⁶⁶ peer reviewed; 2021	Patients with moderate to critical COVID-19 infection. 66 assigned to mouthwash chlorhexidine 0.12% 15 ml twice a day for 4 days and 55 assigned to	Median age 62 ± 66, male 58%	Corticosteroids 100%, remdesivir 100%,	High for mortality and mechanical ventilation; High for symptom resolution, infection, and adverse events Notes: Non-blinded study. Concealment of	

	SOC			allocation is probably inappropriate.	
Eduardo et al. ²⁶⁷ peer reviewed; 2021	Patients with moderate to severe COVID-19 infection. 34 assigned to mouthwash cetylpyridinium chloride, zinc, chlorhexidine, hydrogen peroxide and 9 assigned to SOC	Mean age 54.7, male 74.4%, hypertension 30.2%, diabetes 23.2%, COPD 11.6%, CHD 18.6%, CKD 11.6%, obesity 13.9%	NR	Low for mortality and mechanical ventilation; low for symptom resolution, infection, and adverse events	

Mycobacterium w

Uncertainty in potential benefits and harms. Further research is needed.

Study; publication status	Patients and interventions analyzed	Comorbidities	Additional interventions	Risk of bias and study limitations	Interventions effects vs standard of care and GRADE certainty of the evidence
---------------------------	-------------------------------------	---------------	--------------------------	------------------------------------	---

RCT

ARMY-1 trial. ²⁶⁸ Sehgal et al; peer reviewed; 2021	Patients with severe to critical COVID-19 infection. 22 assigned to Mycobacterium w 0.3 ml SC once a day for 3 days and 20 assigned to SOC	Mean age 56 ± 15, male 69%, hypertension 31%, diabetes 33.3%, COPD 4.8%, asthma 4.8%	Corticosteroids 100%, hydroxychloroquine 26.2%, tocilizumab 12%, convalescent plasma 7%	Low for mortality and mechanical ventilation; low for symptom resolution, infection, and adverse events	<p>Mortality: Very low certainty ⊕○○○</p> <p>Invasive mechanical ventilation: No information</p> <p>Symptom resolution or improvement: No information</p> <p>Symptomatic infection (prophylaxis studies): No information</p> <p>Adverse events: No</p>
---	--	--	---	---	---

					information Hospitalization: No information
N-acetylcysteine Uncertainty in potential benefits and harms. Further research is needed.					
Study; publication status	Patients and interventions analyzed	Comorbidities	Additional interventions	Risk of bias and study limitations	Interventions effects vs standard of care and GRADE certainty of the evidence
RCT					
de Alencar et al; ²⁶⁹ peer-reviewed; 2020	Patients with severe COVID-19. 68 assigned to NAC 21 g once and 67 assigned to standard of care	Mean age 58.5 ± 22.5, male 59.2%, hypertension 46.6%, diabetes 37.7%, cancer 12.6%,	NR	Low for mortality and invasive mechanical ventilation; low for symptom resolution, infection, and adverse events	Mortality: Very low certainty ⊕○○○ Invasive mechanical ventilation: Very low certainty ⊕○○○
Gaynitdinova et al; ²⁷⁰ peer reviewed; 2021	Patients with severe to critical COVID-19 infection. 24 assigned to NAC 1200-1500 mg once and 22 assigned to SOC	Mean age 57.9 ± 12.7	NR	High for mortality and mechanical ventilation; High for symptom resolution, infection, and adverse events Notes: Non-blinded study. Concealment of allocation is probably inappropriate.	Symptom resolution or improvement: No information Symptomatic infection (prophylaxis studies): No information
Taher et al; ²⁷¹ peer reviewed; 2021	Patients with mild to moderate COVID-19 infection. 47 assigned to NAC 40 mg/kg a day for 3 days and 45 assigned to SOC	Mean age 57.6 ± 18.7, male 58.7%, diabetes 23.9%, COPD 15.2%, asthma %, CHD 28.2%,	Corticosteroids 69.6%, hydroxychloroquine 90.2%, azithromycin 51.1%,	High for mortality and mechanical ventilation; high for symptom resolution, infection, and adverse events Notes: Concealment of allocation probably	Adverse events: Very low certainty ⊕○○○ Hospitalization: No information

				inappropriate.	
Namilumab Uncertainty in potential benefits and harms. Further research is needed.					
Study; publication status	Patients and interventions analyzed	Comorbidities	Additional interventions	Risk of bias and study limitations	Interventions effects vs standard of care and GRADE certainty of the evidence
RCT					
CATALYST trial ¹⁸³ Fisher et al; preprint; 2021	Patients with moderate to critical COVID-19 infection. 55 assigned to namilumab and 54 assigned to SOC	Median age 62.8 ± 18, male 68.5%	Corticosteroids 90.7%, remdesivir 53.7%	High for mortality and mechanical ventilation; high for symptom resolution, infection, and adverse events Notes: Non-blinded study. Concealment of allocation is probably inappropriate.	Mortality: Very low certainty ⊕○○○ Invasive mechanical ventilation: No information Symptom resolution or improvement: Very low certainty ⊕○○○ Symptomatic infection (prophylaxis studies): No information Adverse events: Very low certainty ⊕○○○ Hospitalization: No information

Nasal hypertonic saline

Uncertainty in potential benefits and harms. Further research is needed.

Study; publication status	Patients and interventions analyzed	Comorbidities	Additional interventions	Risk of bias and study limitations	Interventions effects vs standard of care and GRADE certainty of the evidence
RCT					
Kimura et al. , ²⁷² peer-reviewed; 2020	Patients with mild to moderate COVID-19. 14 assigned to nasal hypertonic saline 250 cc twice daily, 14 assigned to nasal hypertonic saline plus surfactant and 17 assigned to standard of care	Mean age 37.9 ± 15.7, male 53.3%, hypertension 24.4%, diabetes 6.6%, chronic lung disease 15.5%, coronary heart disease 4.4%,	NR	High for mortality and invasive mechanical ventilation; high for symptom resolution, infection, and adverse events Notes: Non-blinded study. Concealment of allocation is probably inappropriate.	Mortality: No information Invasive mechanical ventilation: No information Symptom resolution or improvement: Very low certainty ⊕○○○ Symptomatic infection (prophylaxis studies): No information Adverse events: No information Hospitalization: No information

Neem (*Azadirachta indica* A. Juss)

Uncertainty in potential benefits and harms. Further research is needed.

Study; publication status	Patients and interventions analyzed	Comorbidities	Additional interventions	Risk of bias and study limitations	Interventions effects vs standard of care and GRADE certainty of the evidence
RCT					
Nesari et al. , ²⁷³ other; 2021	Patients exposed to COVID-19 infection. 70 assigned to neem 50 mg for 28 days and 84 assigned to SOC	Mean age 37, male %	NR	High for mortality and mechanical ventilation; high for symptom resolution, infection, and adverse events Notes: Non-blinded study. Concealment of allocation is probably inappropriate. Significant loss to follow-up.	Mortality: No information Invasive mechanical ventilation: No information Symptom resolution or improvement: No information Symptomatic infection (prophylaxis studies): Very low certainty ⊕○○○ Adverse events: No information Hospitalization: No information

Niclosamaide

Uncertainty in potential benefits and harms. Further research is needed.

Study; publication status	Patients and interventions analyzed	Comorbidities	Additional interventions	Risk of bias and study limitations	Interventions effects vs standard of care and GRADE certainty of the evidence
RCT					
Abdulmir et al. ²⁷⁴ preprint; 2021	Patients with mild to critical COVID-19 infection. 75 assigned to niclosamaide 4 g once followed by 3 g a day for 7 days and 75 assigned to SOC	Mean age 49.3 ± 16, male 53.3%, hypertension 12.7%, diabetes 8%, asthma 0.7%, cancer 0.7%, obesity 0.7%	NR	High for mortality and mechanical ventilation; high for symptom resolution, infection, and adverse events Notes: Non-blinded study. Concealment of allocation is probably inappropriate.	Mortality: Very low certainty ⊕○○○ Invasive mechanical ventilation: Very low certainty ⊕○○○ Symptom resolution or improvement: No information Symptomatic infection (prophylaxis studies): No information Adverse events: Very low certainty ⊕○○○ Hospitalization: No information

Nigella sativa +/- Honey

Uncertainty in potential benefits and harms. Further research is needed.

Study; publication status	Patients and interventions analyzed	Comorbidities	Additional interventions	Risk of bias and study limitations	Interventions effects vs standard of care and GRADE certainty of the evidence
RCT					
HNS-COVID-PK trial ; ²⁷⁵ Ashraf et al; preprint; 2021	Patients with moderate to severe COVID-19 infection. 157 assigned to honey + <i>Nigella sativa</i> 1 g + 80 mg/kg three times a day for 13 days and 156 assigned to SOC	> 60 age 52 ±, male 56.8%, hypertension 31.6%, diabetes 36.7%	Corticosteroids 26.5%, azithromycin 73.8%, ivermectin 36.4%	Low for mortality and mechanical ventilation; low for symptom resolution, infection, and adverse events	<p>Mortality: Very low certainty ⊕○○○</p> <p>Invasive mechanical ventilation: No information</p> <p>Symptom resolution or improvement: Very low certainty ⊕○○○</p>
Koshak et al ; ²⁷⁶ peer reviewed; 2021	Patients with mild to moderate COVID-19 infection. 91 assigned to <i>Nigella sativa</i> 500 mg twice a day for 10 days and 92 assigned to SOC	Mean age 36 ± 11, male 53%, hypertension 9%, diabetes 8%, asthma 4%, CHD 0.5%, obesity 25%	NR	<p>High for mortality and mechanical ventilation; high for symptom resolution, infection, and adverse events</p> <p>Notes: Non-blinded study. Concealment of allocation probably inappropriate.</p>	<p>Symptomatic infection (prophylaxis studies): No information</p> <p>Adverse events: No information</p> <p>Hospitalization: Very low certainty ⊕○○○</p>

Nitazoxanide

Uncertainty in potential benefits and harms. Further research is needed.

Study; publication status	Patients and interventions analyzed	Comorbidities	Additional interventions	Risk of bias and study limitations	Interventions effects vs standard of care and GRADE certainty of the evidence
RCT					
SARITA-2 trial , ²⁷⁷ Rocco et al; preprint; 2020	Patients with mild COVID-19. 194 assigned to nitazoxanide 500 mg three times a day for 5 days and 198 assigned to standard of care	Age range 18 - 77, male 47%, comorbidities 13.2%	NR	Low for mortality and mechanical ventilation; high for symptom resolution, infection, and adverse events Notes: Non-blinded study which might have introduced bias to symptoms and adverse events outcomes results. Significant loss to follow-up.	Mortality: Very low certainty ⊕○○○ Invasive mechanical ventilation: Very low certainty ⊕○○○ Symptom resolution or improvement: Very low certainty ⊕○○○
Fontanesi et al , ²⁷⁸ preprint ; 2020	Patients with mild to critical COVID-19. 25 assigned to nitazoxanide 1200 mg a day for 7 days and 25 assigned to SOC	Age > 65 46%, male 30%	NR	High for mortality and mechanical ventilation; High for symptom resolution, infection, and adverse events Notes: Concealment of allocation and blinding probably inappropriate.	Symptomatic infection (prophylaxis studies): No information Adverse events: Very low certainty ⊕○○○
Silva et al , ²⁷⁹ preprint; 2021	Patients with mild to moderate COVID-19 infection. 23 assigned to nitazoxanide 2-3 g a day for 14 days and 13 assigned to SOC	Male 72.2%,	NR	High for mortality and mechanical ventilation; High for symptom resolution, infection, and adverse events Notes: Non-blinded	Hospitalization: Very low certainty ⊕○○○

				study. Concealment of allocation is probably inappropriate.	
Vanguard trial , ²⁸⁰ Rossignol et al; preprint; 2021	Patients with mild to moderate COVID-19 infection. 184 assigned to nitazoxanide 600 mg a day for 5 days and 195 assigned to SOC	Mean age 40.3 ± 15.4, male 43.5%, comorbidities 34%	NR	Low for mortality and mechanical ventilation; low for symptom resolution, infection, and adverse events	

Nitric oxide

Uncertainty in potential benefits and harms. Further research is needed.

Study; publication status	Patients and interventions analyzed	Comorbidities	Additional interventions	Risk of bias and study limitations	Interventions effects vs standard of care and GRADE certainty of the evidence
---------------------------	-------------------------------------	---------------	--------------------------	------------------------------------	---

RCT

Moni et al , ²⁸¹ preprint; 2021	Patients with severe COVID-19 infection. 14 assigned to iNO pulses of 30 min for 3 days and 11 assigned to SOC	Mean age 59.8 ± 10, male 72%, hypertension 44%, diabetes 56%, COPD 12%, CHD 24%	NR	Low for mortality and mechanical ventilation; high for symptom resolution, infection, and adverse events Notes: Non-blinded study which might have introduced bias to symptoms and adverse events outcomes results.	Mortality: Very low certainty ⊕○○○ Invasive mechanical ventilation: Very low certainty ⊕○○○ Symptom resolution or improvement: No information
Winchester et al , ²⁸² peer-reviewed; 2021	Patients with mild COVID-19 infection. 40 assigned to nitric oxide nasal spray (NONS) 4 sprays 5 to 6 times a day for 9 days and 40 assigned to	Mean age 44, male 36.7%, hypertension 6.3%, diabetes 6.3%, COPD 1.2%, CHD 0%	NR	High for mortality and mechanical ventilation; high for symptom resolution, infection, and adverse events Notes: Non-blinded	Symptomatic infection (prophylaxis studies): No information Adverse events: Very low certainty ⊕○○○

	SOC			study. Concealment of allocation is probably inappropriate.	Hospitalization: No information
Non-steroidal anti-inflammatory drugs (NSAID) Current best evidence suggests no association between NSAID consumption and COVID-19 related mortality. However, the certainty of the evidence is very low because of the risk of bias. Further research is needed.					
Study; publication status	Patients and interventions analyzed	Comorbidities	Additional interventions	Risk of bias and study limitations	Interventions effects vs standard of care and GRADE certainty of the evidence
Non-RCT					
Eilidh et al; ²⁸³ peer-reviewed; 2020	Patients with moderate to severe COVID-19 infection. 54 received NSAID and 1168 received alternative treatment schemes	Age < 65 31.7%, male 56.5%, hypertension 50.3%, diabetes 27%, coronary heart disease 22.3%, chronic kidney disease 38.7%,	NR	High for mortality Notes: Non-randomized study with retrospective design. Regression was implemented to adjust for potential confounders (age, sex, smoking status, CRP levels, diabetes, hypertension, coronary artery disease, reduced renal function).	Mortality: OR 0.82 (95%CI 0.66 to 1.02); Very low certainty ⊕○○○
Jeong et al; ²⁸⁴ preprint; 2020	Patients with moderate to severe COVID-19 infection. 354 received NSAID and 1470 received alternative treatment schemes	Age >65 36%, male 41%, hypertension 20%, diabetes 12%, chronic lung disease 16%, asthma 6%, chronic kidney disease 2%, cancer 6%	NR	High for mortality and invasive mechanical ventilation Notes: Non-randomized study with retrospective design. Propensity score and IPTW were implemented to adjust for potential confounders (age, sex, health insurance type,	

				hypertension, hyperlipidemia, diabetes mellitus, malignancy, asthma, chronic obstructive pulmonary disease, atherosclerosis, chronic renal failure, chronic liver disease, rheumatoid arthritis, osteoarthritis, gastrointestinal, conditions, and use of co-medications).	
Lund et al. ²⁸⁵ peer-reviewed; 2020	Patients with mild to severe COVID-19 infection. 224 received NSAID and 896 received alternative treatment schemes	Median age 54 ± 23, male 41.5%, chronic lung disease 3.9%, asthma 5.4%, coronary heart disease 10.2%, cerebrovascular disease 3.4%, cancer 7.1%, obesity 12.5%	Corticosteroids 7.1%	High for mortality and invasive mechanical ventilation Notes: Non-randomized study with retrospective design. Propensity score and matching were implemented to adjust for potential confounders (age, sex, relevant comorbidities, use of selected prescription drugs, and phase of the outbreak.	
Kinott et al. ²⁸⁶ peer-reviewed; 2020	Patients with moderate to critical COVID-19 infection. 87 received NSAID and 316 received alternative treatment schemes	Median age 45 ± 37, male 54.6%, diabetes 9.4%, coronary heart disease 12.9%,	NR	High for mortality and invasive mechanical ventilation Notes: Non-randomized study with retrospective design. No adjustment for potential confounders.	

Wong et al. ²⁸⁷ preprint; 2020	Patients exposed to COVID-19 infection. 535519 received NSAID and 1924095 received alternative treatment schemes	Median age 51 ± 23, male 42.7%, hypertension 19.6%, diabetes 9.6%, chronic lung disease 2.4%, asthma %, coronary heart disease 0.5%, chronic kidney disease 2.8%, cancer 5.2%,	Corticosteroids 2.2%, hydroxychloroquine 0.6%	High for mortality Notes: Non-randomized study with retrospective design. Regression was implemented to adjust for potential confounders (age, sex, relevant comorbidities, use of selected prescription drugs, vaccination, and deprivation).	
Imam et al. ²⁸⁸ peer-reviewed; 2020	Patients with moderate to critical COVID-19 infection. 466 received NSAID and 839 received alternative treatment schemes	Mean age 61 ± 16.3, male 53.8%, hypertension 56.2%, diabetes 30.1%, chronic lung disease 8.2%, asthma 8.8%, coronary heart disease 15.9%, chronic kidney disease 17.5%, immunosuppression 1%, cancer 6.4%,	NR	High for mortality Notes: Non-randomized study with retrospective design. Regression was implemented to adjust for potential confounders (not specified).	
Esba et al. ²⁸⁹ preprint; 2020	Patients with mild to severe COVID-19 infection. 146 received NSAID and 357 received alternative treatment schemes	Median age 41.7 ± 30, male 57.2%, hypertension 20.4%, diabetes 22.5%, chronic lung disease 5.2%, chronic kidney disease 3.2%, cancer 1.4%	NR	High for mortality Notes: Non-randomized study with retrospective design. Regression was implemented to adjust for potential confounders (age; sex; comorbidities: hypertension, diabetes mellitus (DM), dyslipidemia, asthma, or chronic obstructive	

				pulmonary disease (COPD), cardiovascular disease (CVD), renal or liver impairment, and malignancy).	
Novaferon					
Uncertainty in potential benefits and harms. Further research is needed.					
Study; publication status	Patients and interventions analyzed	Comorbidities	Additional interventions	Risk of bias and study limitations	Interventions effects vs standard of care and GRADE certainty of the evidence
RCT					
Zheng et al. , ²³⁷ preprint; 2020	Patients with moderate to severe COVID-19 infection. 30 assigned to novaferon 40 microg twice a day (inh), 30 assigned to novaferon plus lopinavir-ritonavir 40 microg twice a day (inh) + 400/100 mg a day and 29 assigned to lopinavir-ritonavir	Median age 44.5 ± NR, male 47.1%	NR	High for mortality and invasive mechanical ventilation; high for symptom resolution, infection, and adverse events Notes: Non-blinded study. Concealment of allocation is probably inappropriate.	Mortality: No information Invasive mechanical ventilation: No information Symptom resolution or improvement: No information Symptomatic infection (prophylaxis studies): No information Adverse events: No information Hospitalization: No information

Omega-3 fatty acids

Uncertainty in potential benefits and harms. Further research is needed.

Study; publication status	Patients and interventions analyzed	Comorbidities	Additional interventions	Risk of bias and study limitations	Interventions effects vs standard of care and GRADE certainty of the evidence
RCT					
Sedighyan et al. ²⁹⁰ Preprint; 2020	Patients with mild to moderate COVID-19. 15 assigned to omega-3 670 mg three times a day for 2 weeks and 15 assigned to SOC	Mean age 66.7 ± 2.5, male 60%	Hydroxychloroquine 100%,	High for mortality and mechanical ventilation; High for symptom resolution, infection, and adverse events Notes: Non-blinded study. Concealment of allocation is probably inappropriate.	Mortality: Very low certainty ⊕○○○ Invasive mechanical ventilation: No information Symptom resolution or improvement: No information Symptomatic infection (prophylaxis studies): No information Adverse events: No information Hospitalization: No information
Doaei et al. ²⁹¹ peer reviewed; 2021	Patients with critical COVID-19 infection. 28 assigned to omega-3 1000 mg a day and 73 assigned to SOC	Mean age 64 ± 14, male 59.4%	NR	Some concerns for mortality and mechanical ventilation; High for symptom resolution, infection, and adverse events Notes: Blinding is probably inappropriate. Significant loss to follow-up.	

Otilimab

Uncertainty in potential benefits and harms. Further research is needed.

Study; publication status	Patients and interventions analyzed	Comorbidities	Additional interventions	Risk of bias and study limitations	Interventions effects vs standard of care and GRADE certainty of the evidence
RCT					
OSCAR trial ; ²⁹² Patel et al; preprint; 2021	Patients with severe to critical COVID-19 infection. 386 assigned to otilimab 90 mg once and 393 assigned to SOC	Mean age 59.6 ± 12, male 71.6%, hypertension 49.7%, diabetes 36.7%, CHD 11.9%	Corticosteroids 83%, remdesivir 34%, tocilizumab 1.2%, convalescent plasma 6%	Low for mortality and mechanical ventilation; low for symptom resolution, infection, and adverse events	<p>Mortality: Very low certainty ⊕○○○</p> <p>Invasive mechanical ventilation: No information</p> <p>Symptom resolution or improvement: No information</p> <p>Symptomatic infection (prophylaxis studies): No information</p> <p>Adverse events: Very low certainty ⊕○○○</p> <p>Hospitalization: No information</p>

Ozone

Uncertainty in potential benefits and harms. Further research is needed.

Study; publication status	Patients and interventions analyzed	Comorbidities	Additional interventions	Risk of bias and study limitations	Interventions effects vs standard of care and GRADE certainty of the evidence
RCT					
PROBIOZOVID trial ; ²⁹³ Araimo et al; peer-reviewed; 2020	Patients with moderate to severe COVID-19. 14 assigned to ozone 250 ml ozonized blood and 14 assigned to standard of care	Mean age 61.7 ± 13.2, male 50%,	NR	High for mortality and mechanical ventilation; high for symptom resolution, infection, and adverse events Notes: Non-blinded study. Concealment of allocation is probably inappropriate.	Mortality: Very low certainty ⊕○○○ Invasive mechanical ventilation: No information Symptom resolution or improvement: Very low certainty ⊕○○○
SEOT trial ; ²⁹⁴ Shah et al; Peer reviewed; 2020	Patients with mild to moderate COVID-19. 30 assigned to ozone 150 ml rectal insufflation plus 5 ml with venous blood once a day for 10 days and 30 assigned to SOC	Mean age 43.8 ± 9, male 80%, diabetes 10%	NR	High for mortality and mechanical ventilation; high for symptom resolution, infection, and adverse events Notes: Non-blinded study. Concealment of allocation is probably inappropriate.	Symptomatic infection (prophylaxis studies): No information Adverse events: Very low certainty ⊕○○○ Hospitalization: No information

Peg-interferon (IFN) alfa

Uncertainty in potential benefits and harms. Further research is needed.

Study; publication status	Patients and interventions analyzed	Comorbidities	Additional interventions	Risk of bias and study limitations	Interventions effects vs standard of care and GRADE certainty of the evidence
RCT					
PEGL20.002 trial ; ²⁹⁵ Pandit et al; Peer reviewed; 2021	Patients with mild to moderate COVID-19 infection. 20 assigned to pegylated interferon alfa 1 µg/kg once and 19 assigned to SOC	Mean age 49.2 ± 13.5, male 75%	NR	High for mortality and mechanical ventilation; High for symptom resolution, infection, and adverse events Notes: Non-blinded study. Concealment of allocation is probably inappropriate.	Mortality: No information Invasive mechanical ventilation: No information Symptom resolution or improvement: Very low certainty ⊕○○○
Bushan et al ; ²⁹⁶ peer reviewed; 2021	Patients with mild to moderate COVID-19 infection. 119 assigned to Peg Interferon Alfa 1 µg/kg subcutaneous [SC] injection once and 123 assigned to SOC	Mean age 49.9 ± 15.3, male 70.8%	Corticosteroids 59.9%, remdesivir 21.5%,	High for mortality and mechanical ventilation; high for symptom resolution, infection and adverse events Notes: Non-blinded study. Concealment of allocation probably inappropriate.	Symptomatic infection (prophylaxis studies): No information Adverse events: No information Hospitalization: No information

Peg-interferon (IFN) lambda

Uncertainty in potential benefits and harms. Further research is needed.

Study; publication status	Patients and interventions analyzed	Comorbidities	Additional interventions	Risk of bias and study limitations	Interventions effects vs standard of care and GRADE certainty of the evidence
RCT					
ILLAD trial ; ²⁹⁷ Feld et al; preprint; 2020	Patients with mild to severe COVID-19. 30 assigned to peg-IFN lambda 180 µg subcutaneous injection once and 30 assigned to standard of care	Median age 46 ± 22, male 58%, comorbidities 15%	NR	Low for mortality and mechanical ventilation; low for symptom resolution, infection, and adverse events	<p>Mortality: No information</p> <p>Invasive mechanical ventilation: No information</p> <p>Symptom resolution or improvement: Very low certainty ⊕○○○</p>
COVID-Lambda trial ; ²⁹⁸ Jagannathan et al; preprint; 2020	Patients with mild COVID-19. 60 assigned to peg-IFN lambda 180 mcg subcutaneous injection once and 60 assigned to standard of care	Median age 36 ± 53, male 68.3%,	NR	<p>Low for mortality and mechanical ventilation; high for symptom resolution, infection, and adverse events</p> <p>Notes: Non-blinded study which might have introduced bias to symptoms and adverse events outcomes results.</p>	<p>Symptomatic infection (prophylaxis studies): No information</p> <p>Adverse events: Very low certainty ⊕○○○</p> <p>Hospitalization: Very low certainty ⊕○○○</p>

Pentoxifylline

Uncertainty in potential benefits and harms. Further research is needed.

Study; publication status	Patients and interventions analyzed	Comorbidities	Additional interventions	Risk of bias and study limitations	Interventions effects vs standard of care and GRADE certainty of the evidence
RCT					
Maldonado et al. ²⁹⁹ peer-reviewed; 2020	Patients with severe to critical COVID-19. 26 assigned to pentoxifylline 400 mg three times a day while hospitalized and 12 assigned to standard of care	Mean age 57.5 ± 11.7, male 55.2%, hypertension 39.4%, diabetes 50%, obesity 55.2%	NR	High for mortality and mechanical ventilation; high for symptom resolution, infection, and adverse events Notes: Non-blinded study. Concealment of allocation is probably inappropriate.	<p>Mortality: Very low certainty ⊕○○○</p> <p>Invasive mechanical ventilation: Very low certainty ⊕○○○</p> <p>Symptom resolution or improvement: No information</p> <p>Symptomatic infection (prophylaxis studies): No information</p> <p>Adverse events: No information</p> <p>Hospitalization: No information</p>

PNB001 (CCK-A antagonist)

Uncertainty in potential benefits and harms. Further research is needed.

Study; publication status	Patients and interventions analyzed	Comorbidities	Additional interventions	Risk of bias and study limitations	Interventions effects vs standard of care and GRADE certainty of the evidence
RCT					
BCR-PNB-001 trial ; ³⁰⁰ Lattaman et al; preprint; 2021	Patients with moderate COVID-19 infection. 20 assigned to PNB001 200 mg a day for 14 days and 20 assigned to SOC	Mean age 52, 65% male	NR	High for mortality and mechanical ventilation; high for symptom resolution, infection, and adverse events Notes: Non-blinded study. Concealment of allocation is probably inappropriate.	Mortality: Very low certainty ⊕○○○ Invasive mechanical ventilation: No information Symptom resolution or improvement: Very low certainty ⊕○○○ Symptomatic infection (prophylaxis studies): No information Adverse events: No information Hospitalization: No information

Polymerized type I collagen (PT1C)

Uncertainty in potential benefits and harms. Further research is needed.

Study; publication status	Patients and interventions analyzed	Comorbidities	Additional interventions	Risk of bias and study limitations	Interventions effects vs standard of care and GRADE certainty of the evidence
RCT					
Mendez-Flores et al ; ³⁰¹ preprint; 2021	Patients with mild to moderate COVID-19 infection. 44 assigned to PT1C 25 mg intramuscular for 3 days followed by 12.5 mg for another 4 days and 43 assigned to SOC	Mean age 48.5 ± 14.1, male 41.6%, hypertension 20.2%, diabetes 16.9%, COPD 2.3%, asthma 4.5%, CHD 0%, cancer 0%, obesity 28.1%	Corticosteroids 0%	High for mortality and mechanical ventilation; high for symptom resolution, infection, and adverse events Notes: Concealment of allocation probably inappropriate.	Mortality: No information Invasive mechanical ventilation: No information Symptom resolution or improvement: No information Symptomatic infection (prophylaxis studies): No information Adverse events: No information Hospitalization: Very low certainty ⊕○○○

Povidone iodine spray

Uncertainty in potential benefits and harms. Further research is needed.

Study; publication status	Patients and interventions analyzed	Comorbidities	Additional interventions	Risk of bias and study limitations	Interventions effects vs standard of care and GRADE certainty of the evidence
RCT					
Seet et al. ¹⁶⁵ peer reviewed; 2021	Patients exposed to COVID-19 infection. 735 assigned to povidone iodine spray 3 times a day for 42 days and 619 assigned to SOC (vitamin C)	Mean age 33, male 100%, hypertension 1%, diabetes 0.3%	NR	Low for mortality and mechanical ventilation; High for symptom resolution, infection, and adverse events Notes: Non-blinded study which might have introduced bias to symptoms and adverse events outcomes results.	Mortality: Very low certainty ⊕○○○ Invasive mechanical ventilation: No information Symptom resolution or improvement: No information Symptomatic infection (prophylaxis studies): Very low certainty ⊕○○○ Adverse events: Very low certainty ⊕○○○ Hospitalization: Very low certainty ⊕○○○

Probiotics

Uncertainty in potential benefits and harms. Further research is needed.

Study; publication status	Patients and interventions analyzed	Comorbidities	Additional interventions	Risk of bias and study limitations	Interventions effects vs standard of care and GRADE certainty of the evidence
RCT					
Wang et al. ; ³⁰² peer reviewed; 2021	Patients exposed to COVID-19 infection. 98 assigned to probiotics 2 lozenges a day for 30 days and 95 assigned to SOC	Mean age 36 ± 8, male 29%	NR	High for mortality and mechanical ventilation; high for symptom resolution, infection, and adverse events Notes: Non-blinded study. Concealment of allocation is probably inappropriate.	Mortality: No information Invasive mechanical ventilation: No information Symptom resolution or improvement: No information Symptomatic infection (prophylaxis studies): Very low certainty ⊕○○○ Adverse events: No information Hospitalization: No information

Progesterone

Uncertainty in potential benefits and harms. Further research is needed.

Study; publication status	Patients and interventions analyzed	Comorbidities	Additional interventions	Risk of bias and study limitations	Interventions effects vs standard of care and GRADE certainty of the evidence
RCT					
Ghandehari et al. ³⁰³ preprint; 2020	Patients with severe COVID-19. 18 assigned to progesterone 100 mg twice a day for 5 days and 22 assigned to standard of care	Mean age 55.3 ± 16.4, male 100%, hypertension 48%, diabetes 25%, obesity 45%	Corticosteroids 60%, remdesivir 60%, hydroxychloroquine 2.5%, tocilizumab 12.5%, azithromycin 50%, convalescent plasma 5%	High for mortality and mechanical ventilation; high for symptom resolution, infection, and adverse events Notes: Non-blinded study. Concealment of allocation is probably inappropriate.	<p>Mortality: Very low certainty ⊕○○○</p> <p>Invasive mechanical ventilation: Very low certainty ⊕○○○</p> <p>Symptom resolution or improvement: No information</p> <p>Symptomatic infection (prophylaxis studies): No information</p> <p>Adverse events: Very low certainty ⊕○○○</p> <p>Hospitalization: No information</p>

Prolectin-M

Uncertainty in potential benefits and harms. Further research is needed.

Study; publication status	Patients and interventions analyzed	Comorbidities	Additional interventions	Risk of bias and study limitations	Interventions effects vs standard of care and GRADE certainty of the evidence
RCT					
Prolectin-M trial ³⁰⁴ Sigamani et al; preprint; 2020	Patients with mild COVID-19. 5 assigned to prolectin-M 40 g a day and 5 assigned to standard of care	Mean age 28.5 ± 3.85, male 20%	NR	High for mortality and mechanical ventilation; high for symptom resolution, infection, and adverse events Notes: Non-blinded study. Concealment of allocation is probably inappropriate.	Mortality: No information Invasive mechanical ventilation: No information Symptom resolution or improvement: No information Symptomatic infection (prophylaxis studies): No information Adverse events: No information Hospitalization: No information

Propolis

Uncertainty in potential benefits and harms. Further research is needed.

Study; publication status	Patients and interventions analyzed	Comorbidities	Additional interventions	Risk of bias and study limitations	Interventions effects vs standard of care and GRADE certainty of the evidence
RCT					
Bee-Covid trial ; ³⁰⁵ Duarte Silveira et al; Preprint; 2020	Patients with moderate to critical COVID-19. 82 assigned to propolis 400-800 mg a day for 7 days and 42 assigned to SOC	Mean age 50 ± 12.8, male 69.4%, hypertension 45.2%, diabetes 21%, COPD 7.3%, asthma %, obesity 51.6%	Corticosteroids 80.6%, hydroxychloroquine 3.2%, azithromycin 95.2%,	Low for mortality and mechanical ventilation; high for symptom resolution, infection, and adverse events Notes: Non-blinded study which might have introduced bias to symptoms and adverse events outcomes results.	Mortality: Very low certainty ⊕○○○ Invasive mechanical ventilation: Very low certainty ⊕○○○ Symptom resolution or improvement: Very low certainty ⊕○○○ Symptomatic infection (prophylaxis studies): No information Adverse events: No information Hospitalization: No information

Proxalutamide

Proxalutamide may improve time to symptom resolution and reduce hospitalizations. Further research is needed.

Study; publication status	Patients and interventions analyzed	Comorbidities	Additional interventions	Risk of bias and study limitations	Interventions effects vs standard of care and GRADE certainty of the evidence
RCT					
Cadegiani et al , ³⁰⁶ Preprint; 2020	Patients with mild COVID-19. 114 assigned to proxalutamide 200 mg a day for 15 days and 100 assigned to SOC	NR	NR	High for mortality and mechanical ventilation; High for symptom resolution, infection, and adverse events Notes: Randomization and concealment methods probably not appropriate.	Mortality: RR 0.22 (95%CI 0.16 to 0.31); RD -12.5% (95%CI -13.4% to -11%); Low certainty ⊕⊕○○ Invasive mechanical ventilation: RR 0.12 (95%CI 0.05 to 0.27); RD -15.2% (95%CI -16.4% to -12.6%); Low certainty ⊕⊕○○
AB-DRUG-SARS-004 trial , ³⁰⁷ Cadegiani et al; Peer reviewed; 2020	Patients with mild to moderate COVID-19 infection. 171 assigned to proxalutamide 200 mg a day for 15 days and 65 assigned to SOC	Mean age 45.3 ± 13, male 54.2%, hypertension 22.5%, diabetes 8.9%, COPD 0%, asthma 5%, CKD 0.4%, cancer 17%, obesity 15.7%	NR	High for mortality and mechanical ventilation; High for symptom resolution, infection, and adverse events Notes: Concealment of allocation and blinding probably inappropriate.	Symptom resolution or improvement: RR 2.62 (95%CI 1.82 to 3.75); RD 98.2% (95%CI -49.6% to 100%); Low certainty ⊕⊕○○
KP-DRUG-SARS-003 trial , ³⁰⁸ Cadegiani et al; preprint; 2021	Patients with moderate to severe COVID-19 infection. 317 assigned to proxalutamide 300 mg a day for 14 days and 328 assigned to SOC	Median age 50 ± 22.5, male 43.3%, hypertension 27.1%, diabetes 12.2%, COPD 2.5%, CKD 0%	NR	Low for mortality and mechanical ventilation; Low for symptom resolution, infection, and adverse events	Symptomatic infection (prophylaxis studies): No information Adverse events: Very low certainty ⊕○○○
AB-DRUG-SARS-005 trial , ³⁰⁹	Patients with mild to moderate COVID-19	Mean age 44.2 ± 12.1, male 0%, hypertension	NR	High for mortality and mechanical ventilation;	Hospitalization: RR

Cadegiani et al; peer reviewed; 2021	infection. 75 assigned to proxalutamide 200 mg a day for 7 days and 102 assigned to SOC	31.1%, diabetes 8.5%, COPD 0.6%, obesity 18.1%		High for symptom resolution, infection, and adverse events Notes: Randomization process presented as "Blocked" but described as a cluster randomization.	0.07 (95%CI 0.01 to 0.52); RD -6.9% (95%CI -7.3% to -3.6%); Low certainty ⊕⊕○○
--------------------------------------	---	--	--	---	--

Pyridostigmine

Uncertainty in potential benefits and harms. Further research is needed.

Study; publication status	Patients and interventions analyzed	Comorbidities	Additional interventions	Risk of bias and study limitations	Interventions effects vs standard of care and GRADE certainty of the evidence
---------------------------	-------------------------------------	---------------	--------------------------	------------------------------------	---

RCT

PISCO trial ; ³¹⁰ Fragoso-Saavedra et al; preprint; 2021	Patients with moderate to severe COVID-19 infection. 94 assigned to pyridostigmine 60 mg a day for 14 days and 94 assigned to SOC	Median age 52 ± 20, male 59.6%, hypertension 35.1%, diabetes 36.2%, COPD 4.3%, asthma %, CHD 2.1%, obesity 43.1%	Corticosteroids 74.5%, tocilizumab 5.3%	High for mortality and mechanical ventilation; high for symptom resolution, infection, and adverse events Notes: Concealment of allocation and blinding probably inappropriate.	<p>Mortality: Very low certainty ⊕○○○</p> <p>Invasive mechanical ventilation: Very low certainty ⊕○○○</p> <p>Symptom resolution or improvement: Very low certainty ⊕○○○</p> <p>Symptomatic infection (prophylaxis studies): No information</p> <p>Adverse events: Very low certainty ⊕○○○</p>
--	---	--	---	--	--

Study; publication status	Patients and interventions analyzed	Comorbidities	Additional interventions	Risk of bias and study limitations	Interventions effects vs standard of care and GRADE certainty of the evidence
Quercetin Uncertainty in potential benefits and harms. Further research is needed.					
RCT					
Onal et al. ³¹¹ Preprint; 2020	Patients with moderate to severe COVID-19. 52 assigned to Quercetin 1000 mg and 395 assigned to SOC	Age > 50 65.7%, male 56.6%, hypertension 38.7%, diabetes 28.2%, COPD 6%, asthma 13.9%, CHD 22.6%, CKD 0.2%, cancer 3.6%, obesity 0.9%	Hydroxychloroquine 97.5%, favipiravir 13.2%	High for mortality and mechanical ventilation; High for symptom resolution, infection, and adverse events Notes: Randomization and concealment process probably inappropriate. Non-blinded study.	Mortality: Very low certainty ⊕○○○ Invasive mechanical ventilation: No information Symptom resolution or improvement: Very low certainty ⊕○○○
Di Pierro et al. ³¹² peer reviewed; 2021	Patients with mild to moderate COVID-19 infection. 21 assigned to quercetin 400-600 mg a day for 14days and 21 assigned to SOC	Mean age 49.3 ± 19.5, male 47.6%	NR	High for mortality and mechanical ventilation; high for symptom resolution, infection, and adverse events Notes: Non-blinded study. Concealment of allocation is probably inappropriate.	Symptomatic infection (prophylaxis studies): No information Adverse events: No information Hospitalization: Very low certainty ⊕○○○

Ramipril

Uncertainty in potential benefits and harms. Further research is needed.

Study; publication status	Patients and interventions analyzed	Comorbidities	Additional interventions	Risk of bias and study limitations	Interventions effects vs standard of care and GRADE certainty of the evidence
RCT					
RASTAVI trial , ³¹³ Amat-Santos et al; preprint; 2020	Patients exposed to COVID-19. 50 assigned to ramipril 2.5 mg a day progressively increased to 10 mg a day and 52 assigned to standard of care	Mean age 82.3 ± 6.1, male 56.9%, hypertension 54.15%, diabetes 20.65%, chronic lung disease 7.35%, coronary heart disease 22.45%, chronic kidney disease 34.15%, cerebrovascular disease 11.15%	NR	Low for mortality and invasive mechanical ventilation; high for symptom resolution, infection, and adverse events Notes: Non-blinded study which might have introduced bias to symptoms and adverse events outcomes results.	Mortality: Very low certainty ⊕○○○ Invasive mechanical ventilation: No information Symptom resolution or improvement: No information Symptomatic infection (prophylaxis studies): Very low certainty ⊕○○○ Adverse events: No information Hospitalization: No information

Recombinant super-compound interferon

Uncertainty in potential benefits and harms. Further research is needed.

Study; publication status	Patients and interventions analyzed	Comorbidities	Additional interventions	Risk of bias and study limitations	Interventions effects vs standard of care and GRADE certainty of the evidence
RCT					
<p>Li et al.,³¹⁴ peer-reviewed; 2020</p>	<p>Patients with moderate to severe COVID-19 infection. 46 assigned to recombinant super-compound interferon 12 million IU twice daily (nebulization) and 48 assigned to interferon alfa</p>	<p>Median age 54 ± 23.5, male 46.8%, hypertension 19.1%, diabetes 9.6%, chronic lung disease 1.1%, coronary heart disease 7.4%, cerebrovascular disease 5.3%, liver disease 6.4%</p>	<p>Corticosteroids 9.6%, ATB 22.3%, intravenous immunoglobulin 3.2%, lopinavir-ritonavir 44.7%</p>	<p>High for mortality and invasive mechanical ventilation; high for symptom resolution, infection, and adverse events</p> <p>Notes: Non-blinded study. Concealment of allocation is probably inappropriate.</p>	<p>Mortality: Very low certainty ⊕○○○</p> <p>Invasive mechanical ventilation: No information</p> <p>Symptom resolution or improvement: Very low certainty ⊕○○○</p> <p>Symptomatic infection (prophylaxis studies): No information</p> <p>Adverse events: No information</p> <p>Hospitalization: No information</p>

Regdanvimab (monoclonal antibody)

Regdanvimab may improve time to symptom resolution. Its effects on mortality and mechanical ventilation are uncertain. Further research is needed.

Study; publication status	Patients and interventions analyzed	Comorbidities	Additional interventions	Risk of bias and study limitations	Interventions effects vs standard of care and GRADE certainty of the evidence
RCT					
Eom et al. ³¹⁵ Preprint; 2021	Patients with mild to moderate COVID-19 infection. 204 assigned to regdanvimab 40-80 mg/kg once and 103 assigned to SOC	Mean age 51 ± 20, male 44.6%, comorbidities 73%	NR	Low for mortality and mechanical ventilation; Low for symptom resolution, infection, and adverse events	<p>Mortality: Very low certainty ⊕○○○</p> <p>Invasive mechanical ventilation: Very low certainty ⊕○○○</p> <p>Symptom resolution or improvement: RR 0.94 (95%CI 0.82 to 1.08); RD 13.9% (95%CI 1.8% to 27.3%); Low certainty ⊕⊕○○</p> <p>Symptomatic infection (prophylaxis studies): No information</p> <p>Adverse events: Very low certainty ⊕○○○</p> <p>Hospitalization: Very low certainty ⊕○○○</p>

REGEN-COV (casirivimab and imdevimab)

REGEN-COV probably reduces mortality and mechanical ventilation in seronegative severe to critical patients. In mild patients REGEN-COV probably reduces hospitalizations and in exposed individuals it reduces symptomatic infections.

Study; publication status	Patients and interventions analyzed	Comorbidities	Additional interventions	Risk of bias and study limitations	Interventions effects vs standard of care and GRADE certainty of the evidence
RCT					
Weinreich et al ; ³¹⁶ preprint; 2020	Patients with recent onset mild disease with risk factors COVID-19 infection. 2091 assigned to REGEN-COV (casirivimab and imdevimab) 1.2 to 2.4 g single infusion and 2089 assigned to SOC	Median age 50 ± 21, male 48.7%, obesity 58%, comorbidities 100%	NR	Low for mortality and mechanical ventilation; low for symptom resolution, infection, and adverse events	<p>Mortality: RR 0.94 (95%CI 0.87 to 1.02); RD -1% (95%CI -2.1% to 0.3%); Moderate certainty ⊕⊕⊕○</p> <p>Mortality (seronegative): RR 0.8 (95%CI 0.7 to 0.91); RD -3.2% (95%CI -4.8% to -1.4%); Moderate certainty ⊕⊕⊕○</p>
RECOVERY-REGEN-COV trial ; ³¹⁷ Horby et al; preprint; 2021	Patients with severe to critical COVID-19 infection. 4839 assigned to REGEN-COV (Regeneron) 8 g once and 4946 assigned to SOC	Mean age 61.9 ± 14.4, male 63%, diabetes 26.5%, COPD %, CHD 21%, CKD 5%	Corticosteroids 94%, azithromycin 3%	Low for mortality and mechanical ventilation; some Concerns for symptom resolution, infection, and adverse events Notes: Non-blinded study which might have introduced bias to symptoms and adverse events outcomes results.	<p>Invasive mechanical ventilation: RR 0.96 (95%CI 0.89 to 1.03); RD -0.7% (95%CI -1.9% to -0.5%); Moderate certainty ⊕⊕⊕○</p> <p>Invasive mechanical ventilation (seronegative): RR 0.83 (95%CI 0.75 to 0.92); RD -2.9% (95%CI -4.3% to -1.4%); Moderate certainty ⊕⊕⊕○</p>
O'Brien et al ; ³¹⁸ preprint; 2021	Patients with early asymptomatic COVID-19 infection. 100 assigned to REGEN-COV (Regeneron) 1.2 g	Mean age 40.9 ± 18, male 45.4%, diabetes 7.8%, CKD 2.5%, immunosuppressive therapy 1.5%, obesity 13.2%	NR	Low for mortality and mechanical ventilation; low for symptom resolution, infection, and adverse events	<p>Symptom resolution or</p>

	once and 104 assigned to SOC				improvement: RR 1.06 (95%CI 0.96 to 1.16); RD 3.6% (95%CI -2.4% to 9.7%); Moderate certainty ⊕⊕⊕○
O'Brien et al , ³¹⁹ peer reviewed; 2021	Patients with exposed to COVID-19 infection. 753 assigned to REGN-CoV2 (Regeneron) 1200mg once and 752 assigned to SOC	Median age 42.9, male 45.9%, diabetes 6.8%, CKD 1.9%, immunosuppressive therapy 1%, obesity 13.5%	NR	Low for mortality and mechanical ventilation; low for symptom resolution, infection, and adverse events	Symptom resolution or improvement: RR 1.12 (95%CI 1.01 to 1.25); RD 7.2% (95%CI 0.6% to 15.1%); Moderate certainty ⊕⊕⊕○
OPTIMISE-C19 trial , ⁵⁶ McCreary et al; preprint; 2021	Patients with mild COVID-19 infection disease and risk factors for severity. 922 assigned to REGN-CoV2 (Regeneron) and 1013 assigned to bamlanivimab +/- etesevimab	Mean age 56 ± 16, male 46%, hypertension 53%, diabetes 25%, COPD 19%, asthma %, CHD 18%, CKD 6.5%, immunosuppressive therapy 27%, obesity 48%	NR	Low for mortality and mechanical ventilation; low for symptom resolution, infection, and adverse events	Symptomatic infection (prophylaxis studies): RR 0.49 (95%CI 0.35 to 0.67); RD -8.9% (95%CI -11.3% to -5.7%); High certainty ⊕⊕⊕⊕ Adverse events: RR 0.63 (95%CI 0.48 to 0.81); RD -3.8% (95%CI -5.3% to -1.9%); Moderate certainty ⊕⊕⊕○ Hospitalization: RR 0.29 (95%CI 0.18 to 0.44); RD -5.3% (95%CI -6.1% to -4.1%); Moderate certainty ⊕⊕⊕○

Remdesivir

Remdesivir may slightly reduce mortality, mechanical ventilation requirement and improve time to symptom resolution without significantly increasing the risk of severe adverse events. However, the certainty is low because of risk of bias and imprecision.

Study; publication status	Patients and interventions analyzed	Comorbidities	Additional interventions	Risk of bias and study limitations	Interventions effects vs standard of care and GRADE certainty of the evidence
RCT					
ACCT-1 trial ; Beigel et al; ³²⁰ peer-reviewed; 2020	Patients with mild to critical COVID-19 infection. 541 assigned to remdesivir intravenously 200 mg loading dose on day 1 followed by a 100 mg maintenance dose administered daily on days 2 through 10 or until hospital discharge or death and 522 assigned to standard of care	Mean age 58.9 ± 15, male 64.3%, hypertension 49.6%, diabetes 29.7%, chronic lung disease 7.6%, coronary heart disease 11.6%,	NR	Low for mortality and invasive mechanical ventilation; low for symptom resolution, infection, and adverse events	Mortality: RR 0.95 (95%CI 0.83 to 1.08); RD -0.8% (95%CI -2.7% to 1.3%); Low certainty ⊕⊕○○ Invasive mechanical ventilation: RR 0.71 (95%CI 0.43 to 1.18); RD -5% (95%CI -9.9% to 3.1%); Low certainty ⊕⊕○○ Symptom resolution or improvement: RR 1.17 (95%CI 1.03 to 1.33); RD 10.3% (95%CI 1.8% to 20%); Low certainty ⊕⊕○○
SIMPLE trial ; Goldman et al; ³²¹ peer-reviewed; 2020	Patients with severe COVID-19 infection. 200 assigned to remdesivir (5 days) 200 mg once followed 100 mg for 5 days and 197 assigned to remdesivir (10 days)	Median age 61.5 ± 20, male 63.7%, hypertension 49.8%, diabetes 22.6%, asthma 12.3%	NR	Low for mortality and invasive mechanical ventilation; high for symptom resolution, infection, and adverse events Notes: Non-blinded study which might have introduced bias to symptoms and adverse events outcomes results.	Symptomatic infection (prophylaxis studies): No information Severe Adverse events: RR 0.8 (95%CI 0.48 to 1.33); RD -2% (95%CI -5.3% to 3.4%); Low
CAP-China remdesivir 2 trial ; ³²²	Patients with severe to critical COVID-19	Median age 65 ± 7.5, male 60.5%,	Corticosteroids 65.6%, lopinavir-ritonavir	Low for mortality and invasive mechanical	

Wang et al; peer-reviewed; 2020	infection. 158 assigned to remdesivir 200 mg on day 1 followed by 100 mg on days 2–10 in single daily infusions and 79 assigned to standard of care	hypertension 43%, diabetes 23.7%, coronary heart disease 7.2%	28.4%, IFN 32.2%, ATB 91.1%	ventilation; low for symptom resolution, infection, and adverse events	certainty ⊕⊕○○ Hospitalization: No information
SIMPLE 2 trial ; Spinner et al; ³²³ peer-reviewed; 2020	Patients with moderate COVID-19 infection. 384 assigned to remdesivir 200 mg on day 1 followed by 100 mg a day for 5 to 10 days and 200 assigned to standard of care	Median age 57 ± 9, male 61.3%, hypertension 42%, diabetes 40%, asthma 14%, coronary heart disease 56%	Corticosteroids 17%, hydroxychloroquine 21.33%, lopinavir-ritonavir 11%, tocilizumab 4%	Some concerns for mortality and invasive mechanical ventilation; high for symptom resolution, infection, and adverse events Notes: Non-blinded study. Additional treatments unbalanced between arms which suggests that patients might have been treated differently.	
WHO SOLIDARITY ¹⁵² Pan et al; preprint; 2020	Patients with moderate to critical COVID-19. 2743 assigned to remdesivir 200 mg once followed by 100 mg a day for 10 days and 2708 assigned to standard of care	age < 70 years 61%, male 62%, hypertension %, diabetes 25%, COPD 6%, asthma 5%, coronary heart disease 21%	Corticosteroids 15.1%, convalescent plasma 0.5%, Anti IL6 2.1%	Low for mortality and invasive mechanical ventilation; Some concerns for symptom resolution, infection, and adverse events Notes: Non-blinded study which might have introduced bias to symptoms and adverse events outcomes results.	
Mahajan et al ; ³²⁴ peer reviewed; 2021	Patients with mild to severe COVID-19	Mean age 57.7 ± 13.1, male 65.5%,	NR	High for mortality and mechanical ventilation;	

	infection. 34 assigned to remdesivir 200 mg once followed by 100 mg once a day for 5 days and 36 assigned to SOC	hypertension 45.7%, diabetes 60%, asthma 1.4%, CHD 12.9%, CKD 4.3%		High for symptom resolution, infection, and adverse events Notes: Non-blinded study. Concealment of allocation is probably inappropriate.	
--	--	--	--	--	--

rhG-CSF (in patients with lymphopenia)
Uncertainty in potential benefits and harms. Further research is needed.

Study; publication status	Patients and interventions analyzed	Comorbidities	Additional interventions	Risk of bias and study limitations	Interventions effects vs standard of care and GRADE certainty of the evidence
---------------------------	-------------------------------------	---------------	--------------------------	------------------------------------	---

RCT

Cheng et al. , ³²⁵ peer-reviewed; 2020	Patients with moderate to severe COVID-19 and lymphopenia. 100 assigned to rhG-CSF six doses and 100 assigned to standard of care	Mean age 45 ± 15, male 56%	Lopinavir-ritonavir 15.5%, IFN 9%, umifenovir 18%	High for mortality and invasive mechanical ventilation; high for symptom resolution, infection, and adverse events Notes: Non-blinded study. Concealment of allocation is probably inappropriate.	<p>Mortality: Very low certainty ⊕○○○</p> <p>Invasive mechanical ventilation: No information</p> <p>Symptom resolution or improvement: Very low certainty ⊕○○○</p> <p>Symptomatic infection (prophylaxis studies): No information</p> <p>Severe Adverse events: Very low certainty ⊕○○○</p> <p>Hospitalization: No information</p>
---	---	----------------------------	---	--	--

Ribavirin

Uncertainty in potential benefits and harms. Further research is needed.

Study; publication status	Patients and interventions analyzed	Comorbidities	Additional interventions	Risk of bias and study limitations	Interventions effects vs standard of care and GRADE certainty of the evidence
RCT					
Chen et al. ²³⁸ preprint; 2020	Patients with mild to moderate COVID-19 infection. 33 assigned to ribavirin 2 g IV loading dose followed by orally 400-600 mg every 8 h for 14 days, 36 assigned to lopinavir-ritonavir and 32 assigned to ribavirin plus lopinavir-ritonavir	Mean age 42.5 ± 11.5, male 45.5%	NR	High for mortality and invasive mechanical ventilation; high for symptom resolution, infection, and adverse events Notes: Non-blinded study. Concealment of allocation is probably inappropriate.	<p>Mortality: No information</p> <p>Invasive mechanical ventilation: No information</p> <p>Symptom resolution or improvement: No information</p> <p>Symptomatic infection (prophylaxis studies): No information</p> <p>Adverse events: No information</p> <p>Hospitalization: No information</p>

Ribavirin plus interferon beta-1b

Uncertainty in potential benefits and harms. Further research is needed.

Study; publication status	Patients and interventions analyzed	Comorbidities	Additional interventions	Risk of bias and study limitations	Interventions effects vs standard of care and GRADE certainty of the evidence
RCT					
Hung et al. ³²⁶ peer-reviewed; 2020	Patients with mild to moderate COVID-19 infection. 86 assigned to ribavirin plus interferon beta-1b 400 mg every 12 hours (ribavirin), and subcutaneous injection of one to three doses of interferon beta-1b 1 mL (8 million international units [IU]) on alternate days, for 14 days and 41 assigned to standard of care	Median age 52 ± 15, male 54%, hypertension 18.3%, diabetes 13.3%, coronary heart disease 7.9% cerebrovascular disease 1.5%, cancer 1.5%	Corticosteroids 6.2%, ATB 53.3%	Low for mortality and invasive mechanical ventilation; high for symptom resolution, infection, and adverse events Notes: Non-blinded study which might have introduced bias to symptoms and adverse events outcomes results.	Mortality: No information Invasive mechanical ventilation: No information Symptom resolution or improvement: No information Symptomatic infection (prophylaxis studies): No information Adverse events: No information Hospitalization: No information

Ruxolitinib

Uncertainty in potential benefits and harms. Further research is needed.

Study; publication status	Patients and interventions analyzed	Comorbidities	Additional interventions	Risk of bias and study limitations	Interventions effects vs standard of care and GRADE certainty of the evidence
RCT					
Cao et al. ³²⁷ peer-reviewed; 2020	Patients with severe COVID-19 infection. 22 assigned to ruxolitinib 5 mg twice a day and 21 assigned to standard of care	Mean age 63 ± 10, male 58.5%, hypertension 39%, diabetes 19.5%, coronary heart disease 7.3%,	Corticosteroids 70.7%, IVIG 43.9%, umifenovir 73%, oseltamivir 27%	Low for mortality and invasive mechanical ventilation; low for symptom resolution, infection, and adverse events	<p>Mortality: No information</p> <p>Invasive mechanical ventilation: No information</p> <p>Symptom resolution or improvement: Very low certainty ⊕○○○</p> <p>Symptomatic infection (prophylaxis studies): No information</p> <p>Adverse events: No information</p> <p>Hospitalization: No information</p>

Sarilumab

Sarilumab may reduce mortality and mechanical ventilation requirements; however, the certainty of the evidence is low. Further research is needed.

Study; publication status	Patients and interventions analyzed	Comorbidities	Additional interventions	Risk of bias and study limitations	Interventions effects vs standard of care and GRADE certainty of the evidence
RCT					
REMAP-CAP - tocilizumab trial ; ³²⁸ Gordon et al; preprint; 2020	Patients with severe to critical COVID-19 infection. 353 assigned to TCZ 8 mg/kg once or twice, 48 assigned to sarilumab 400 mg once and 402 assigned to SOC	Mean age 61.4 ± 12.7, male 72.7%, diabetes 35.4%, COPD 24%, CHD 10.2%, immunosuppressive therapy 1.4%, cancer %, obesity %	Corticosteroids 75.6%, remdesivir 32.8%	Low for mortality and mechanical ventilation; high for symptom resolution, infection, and adverse events Notes: Non-blinded study which might have introduced bias to symptoms and adverse events outcomes results.	Mortality: RR 0.99 (95%CI 0.8 to 1.23); RD -0.2% (95%CI -3.2% to 3.7%); Low certainty ⊕⊕○○ Invasive mechanical ventilation: RR 0.93 (95%CI 0.68 to 1.26); RD -1.2% (95%CI -5.5% to 4.5%); Low certainty ⊕⊕○○
Lescure et al ; ³²⁹ peer-reviewed; 2020	Patients with severe to critical COVID-19. 332 assigned to sarilumab 200-400 mg once and 84 assigned to SOC	Mean age 59 ± 18, male 62.7%, hypertension 42.5%, diabetes 26.4%, COPD 4.3%, asthma 4.1%, CHD 5.3%, CKD 4.3%, cancer 10.1%, obesity 20.7%	Corticosteroids 46.4%, hydroxychloroquine 34.5%, azithromycin 46.4%,	Low for mortality and mechanical ventilation; Low for symptom resolution, infection, and adverse events	Symptom resolution or improvement: RR 0.99 (95%CI 0.92 to 1.08); RD -0.6% (95%CI -4.8% to 4.8%); Low certainty ⊕⊕○○
Sarilumab-COVID19 Study trial ; ³³⁰ Sivapalasingam, et al; preprint; 2021 (two studies reported)	Patients with severe to critical COVID-19 infection. 1148 assigned to sarilumab 200-400 mg once and 376 assigned to SOC	Critical patient population: Mean age 61 ± 20, male 68.4%, hypertension 52.1%, diabetes 18.7%, obesity 46.5%	Corticosteroids 34.3%,	Low for mortality and mechanical ventilation; Low for symptom resolution, infection, and adverse events	Symptomatic infection (prophylaxis studies): No information Severe adverse events: RR 1.02 (95%CI 0.89 to 1.17); RD 0.2% (95%CI -1.1% to 1.7%); Low certainty ⊕⊕○○
CORIMUNO-SARI trial ; ³³¹ other;	Patients with severe COVID-19 infection.	Median age 62	Corticosteroids 4.9%, remdesivir 0%,	Low for mortality and mechanical ventilation;	RD 0.2% (95%CI -1.1% to 1.7%); Low certainty ⊕⊕○○

2021	68 assigned to sarilumab 400 mg once and 76 assigned to SOC		convalescent plasma 0%	low for symptom resolution, infection, and adverse events Notes: Risk of bias assessment extracted from a systematic review.	Hospitalization: No information
CORIMUNO-SARI ICU trial ; ³³¹ et al; other; 2021	Patients with critical COVID-19 infection. 48 assigned to sarilumab 400 mg once and 33 assigned to SOC	Median age 62	Corticosteroids 2.4%, remdesivir 0%, hydroxychloroquine %, lopinavir-ritonavir %, tocilizumab %, azithromycin %, convalescent plasma 0%	Low for mortality and mechanical ventilation; Low for symptom resolution, infection, and adverse events Notes: Risk of bias assessment extracted from a systematic review.	
SARCOVID trial ; ³³¹ other; 2021	Patients with moderate to severe COVID-19 infection. 20 assigned to sarilumab 400 mg once and 10 assigned to SOC	Median age 62	Corticosteroids 83.3%, remdesivir 0%, convalescent plasma 0%	Low for mortality and mechanical ventilation; low for symptom resolution, infection, and adverse events Notes: Risk of bias assessment extracted from a systematic review.	
SARICOR trial ; ³³¹ other; 2021	Patients with moderate to severe COVID-19 infection. 76 assigned to sarilumab 200-400 mg once and 39 assigned to SOC	Median age 60	Corticosteroids 93%, remdesivir 12.2%, convalescent plasma 0%	Low for mortality and mechanical ventilation; low for symptom resolution, infection, and adverse events Notes: Risk of bias assessment extracted from a systematic review.	
SARTRE trial ; ³³¹ other; 2021	Patients with moderate to severe	Median age 58	Corticosteroids 100%, remdesivir 1%, ,	Low for mortality and mechanical ventilation;	

	COVID-19 infection. 70 assigned to sarilumab 200-400 mg once and 70 assigned to SOC		convalescent plasma 0%	low for symptom resolution, infection, and adverse events Notes: Risk of bias assessment extracted from a systematic review.	
--	---	--	------------------------	---	--

Secukinumab

Uncertainty in potential benefits and harms. Further research is needed.

Study; publication status	Patients and interventions analyzed	Comorbidities	Additional interventions	Risk of bias and study limitations	Interventions effects vs standard of care and GRADE certainty of the evidence
---------------------------	-------------------------------------	---------------	--------------------------	------------------------------------	---

RCT

BISHOP trial ; ³³² Gomes Resende et al; preprint; 2021	Patients with severe COVID-19 infection. 25 assigned to secukinumab 300 mg once and 23 assigned to SOC	Mean age 54 ± 21.5, male 52%, hypertension 48%, diabetes 34%, CHD 8%, obesity 48%	NR	Low for mortality and mechanical ventilation; high for symptom resolution, infection, and adverse events Notes: Non-blinded study which might have introduced bias to symptoms and adverse events outcomes results.	<p>Mortality: Very low certainty ⊕○○○</p> <p>Invasive mechanical ventilation: Very low certainty ⊕○○○</p> <p>Symptom resolution or improvement: No information</p> <p>Symptomatic infection (prophylaxis studies): No information</p> <p>Severe adverse events: Very low certainty ⊕○○○</p> <p>Hospitalization: No information</p>
--	--	---	----	--	--

Short-wave diathermy

Uncertainty in potential benefits and harms. Further research is needed.

Study; publication status	Patients and interventions analyzed	Comorbidities	Additional interventions	Risk of bias and study limitations	Interventions effects vs standard of care and GRADE certainty of the evidence
RCT					
Tian et al. , ³³³ peer reviewed; 2021	Patients with moderate COVID-19 infection. 27 assigned to short-wave diathermy and 13 assigned to SOC	Median age 65 ± 18, male 62.5%, hypertension 30%, diabetes %, COPD 45%, CHD 30%, CKD 7.5%, cerebrovascular disease 27.5%,	NR	High for mortality and mechanical ventilation; High for symptom resolution, infection, and adverse events Notes: Concealment of allocation and blinding probably inappropriate.	Mortality: Very low certainty ⊕○○○ Invasive mechanical ventilation: No information Symptom resolution or improvement: Very low certainty ⊕○○○ Symptomatic infection (prophylaxis studies): No information Severe adverse events: Very low certainty ⊕○○○ Hospitalization: No information

Siltuximab

Uncertainty in potential benefits and harms. Further research is needed.

Study; publication status	Patients and interventions analyzed	Comorbidities	Additional interventions	Risk of bias and study limitations	Interventions effects vs standard of care and GRADE certainty of the evidence
RCT					
COV-AID-2 trial ; ³³¹ other; 2021	Patients with severe to critical COVID-19 infection. 77 assigned to siltuximab 11 mg/kg once and 72 assigned to SOC	Median age 64	Corticosteroids 59%, remdesivir 3.4%, convalescent plasma 0%	Low for mortality and mechanical ventilation; low for symptom resolution, infection, and adverse events Notes: Risk of bias assessment extracted from a systematic review.	Mortality: Very low certainty ⊕○○○ Invasive mechanical ventilation: Very low certainty ⊕○○○ Symptom resolution or improvement: No information Symptomatic infection (prophylaxis studies): No information Severe adverse events: No information Hospitalization: No information

Sitagliptin

Uncertainty in potential benefits and harms. Further research is needed.

Study; publication status	Patients and interventions analyzed	Comorbidities	Additional interventions	Risk of bias and study limitations	Interventions effects vs standard of care and GRADE certainty of the evidence
RCT					
Asadipooya et al. ; ³³⁴ preprint; 2021	Patients with moderate to severe COVID-19 infection. 66 assigned to sitagliptin 100 mg a day and 87 assigned to SOC	Mean age 57.5 ±, male 51.2%, hypertension 29%, diabetes 27.1%, COPD 8.4%, asthma %, CHD 21.2%, CKD 6.4%, cancer 5.9%, obesity 18.7%	NR	High for mortality and mechanical ventilation; high for symptom resolution, infection, and adverse events Notes: Non-blinded study. Concealment of allocation is probably inappropriate.	<p>Mortality: Very low certainty ⊕○○○</p> <p>Invasive mechanical ventilation: Very low certainty ⊕○○○</p> <p>Symptom resolution or improvement: No information</p> <p>Symptomatic infection (prophylaxis studies): No information</p> <p>Severe adverse events: No information</p> <p>Hospitalization: No information</p>

Sofosbuvir +/- daclatasvir, ledipasvir, ravidasvir, or velpatasvir

Sofosbuvir alone or in combination with daclatasvir or ledipasvir may not reduce mortality or mechanical ventilation requirements, and probably does not improve time to symptom resolution.

Study; publication status	Patients and interventions analyzed	Comorbidities	Additional interventions	Risk of bias and study limitations	Interventions effects vs standard of care and GRADE certainty of the evidence
RCT					
Kasgari et al; ²⁴¹ peer-reviewed; 2020	Patients with moderate COVID-19 infection. 24 assigned to sofosbuvir/daclatasvir 400/60 mg twice daily and 24 assigned to hydroxychloroquine plus lopinavir-ritonavir	Median age 52.5 ± NR, male 37.5%, hypertension 35.4%, diabetes 37.5%, chronic lung disease 2%	NR	High for mortality and invasive mechanical ventilation; high for symptom resolution, infection, and adverse events Notes: Non-blinded study. Concealment of allocation is probably inappropriate.	Mortality: RR 1.13 (95%CI 0.82 to 1.55); RD 2% (95%CI -2.9% to 8.8%); Low certainty ⊕⊕○○ Invasive mechanical ventilation: RR 1.04 (95%CI 0.29 to 3.7); RD 0.7% (95%CI -12.3% to 46.7%); Very low certainty ⊕○○○
Sadeghi et al; ³³⁵ peer-reviewed; 2020	Patients with moderate to severe COVID-19 infection. 33 assigned to sofosbuvir/daclatasvir 400/60 mg once a day for 14 days and 33 assigned to standard of care	Median age 58 ± 13, male 20.21%, hypertension 34.8%, diabetes 42.4%, chronic lung disease 22.7%, asthma 3%, coronary heart disease 15.1%, cancer 4.5%, obesity 25.7%	Corticosteroids 30.2%, lopinavir-ritonavir 48.4%, antibiotics 89.4%	High for mortality and invasive mechanical ventilation; high for symptom resolution, infection, and adverse events Notes: Only outcome assessors and data analysts were blinded. Concealment of allocation is probably inappropriate.	Symptom resolution or improvement: RR 0.97 (95%CI 0.9 to 1.06); RD -1.8% (95%CI -6% to 3.6%); Moderate certainty ⊕⊕⊕○ Symptomatic infection (prophylaxis studies): No information
Yakoot et al; ³³⁶ preprint; 2020	Patients with mild to severe COVID-19. 44 assigned to sofosbuvir/daclatasvir	Median age 49 ± 27, male 42.7%, hypertension 26%, diabetes 19%, COPD %	Hydroxychloroquine 100% azithromycin 100%	High for mortality and mechanical ventilation; high for symptom resolution, infection,	Adverse events: No information Hospitalization:

	400/60 mg once a day for 10 days and 45 assigned to standard of care	asthma 1%, coronary heart disease 8%		and adverse events Notes: Non-blinded study. Concealment of allocation is probably inappropriate.	Very low certainty ⊕○○○
Roozbeh et al. ³³⁷ Peer reviewed; 2020	Patients with moderate COVID-19. 27 assigned to sofosbuvir/daclatasvir 400/60 mg once a day for 7 days and 28 assigned to SOC	Median age 53 ± 16, male 47%, comorbidities 38%	Azithromycin 100%, hydroxychloroquine 100%	High for symptom resolution, infection, and adverse events Notes: Blinding method possibly inappropriate which might have introduced bias to symptoms and adverse events outcomes results.	
Sali et al. ²³⁹ Peer reviewed; 2020	Patients with moderate to severe COVID-19. 22 assigned to sofosbuvir 400 mg a day and 32 assigned to lopinavir-ritonavir 400/100 mg every 12 hours	Mean age 56.5 ± 14, male 53.7%, diabetes 33%,	NR	High for mortality and mechanical ventilation; High for symptom resolution, infection, and adverse events Notes: Non-blinded study. Concealment of allocation is probably inappropriate.	
DISCOVER trial ³³⁸ Mobarak et al; Preprint; 2021	Patients with moderate to severe COVID-19 infection. 541 assigned to sofosbuvir/daclatasvir 400/60 mg a day for 10 days and 542 assigned to SOC	Median age 58 ± 54, male 54%, hypertension 34%, diabetes 27.6%, COPD 2.1%, asthma 4.8%, CHD 9.1%	Corticosteroids 69.9%, remdesivir 15.6%, hydroxychloroquine 12.8%, lopinavir-ritonavir 33.1%, azithromycin 22.1%,	Low for mortality and mechanical ventilation; Low for symptom resolution, infection, and adverse events	
Alavi-moghaddam et al. ³³⁹ Preprint;	Patients with severe to critical COVID-19	Mean age 57.2 ±, male 49.1%, hypertension	NR	High for mortality and mechanical ventilation;	

2021	infection. 27 assigned to sofosbuvir 400 mg a day and 30 assigned to SOC	21%, diabetes 29.8%, COPD 7%, CHD 19.3%, CKD 1.7%, obesity 1.7%		High for symptom resolution, infection, and adverse events Notes: Non-blinded study. Concealment of allocation is probably inappropriate.
Yadollahzadeh et al. ²⁴² Preprint; 2021	Patients with mild to moderate COVID-19 infection. 58 assigned to sofosbuvir/daclatasvir 400/60 mg a day for 10 days and 54 assigned to lopinavir-ritonavir 400/100 mg twice a day for 7 days	Mean age 57.4 ± 15, male 44.6%, hypertension 25%, diabetes 21.4%, COPD 3.6%, CHD 15.2%, CKD 6.2%, immunosuppression 3.6%, cancer 10.7%	Hydroxychloroquine 100%	High for mortality and mechanical ventilation; High for symptom resolution, infection, and adverse events Notes: Non-blinded study. Concealment of allocation is probably inappropriate.
Khalili et al. ³⁴⁰ Peer reviewed; 2020	Patients with mild to moderate COVID-19. 42 assigned to sofosbuvir/ledipasvir 400/90 mg a day for 10 days and 40 assigned to SOC	Median age 62.2 ± 23.1, hypertension 45.1%, diabetes 45.1%, COPD 4.9%, CHD 31.7%, cancer 3.6%	Corticosteroids 8.5%, hydroxychloroquine 10.9%	Low for mortality and mechanical ventilation; High for symptom resolution, infection, and adverse events Notes: Non-blinded study which might have introduced bias to symptoms and adverse events outcomes results.
Elgohary et al. ³⁴¹ preprint; 2021	Patients with moderate COVID-19 infection. 125 assigned to sofosbuvir/ledipasvir 400/90 mg once a day for 15 days and 125	Mean age 43 ±, male 0.4%	NR	High for mortality and mechanical ventilation; high for symptom resolution, infection, and adverse events Notes: Non-blinded

	assigned to SOC			study. Concealment of allocation is probably inappropriate.	
SOVECOD trial ; ³⁴² Sayad et al; peer reviewed; 2021	Patients with severe to critical COVID-19 infection. 40 assigned to sofosbuvir/velpatasvir 400/100 mg once a day for 10 days and 40 assigned to SOC	Mean age 54.1 ± 17.8, male 55%, hypertension 30%, diabetes 20%, COPD 10%, CHD 17.5%	NR	Low for mortality and mechanical ventilation; high for symptom resolution, infection, and adverse events Notes: Non-blinded study which might have introduced bias to symptoms and adverse events outcomes results.	
El-Bendari et al ; ³⁴³ peer reviewed; 2021	Patients with moderate to severe COVID-19 infection. 96 assigned to sofosbuvir/daclatasvir 400/60 mg a day for 14 days and 78 assigned to SOC	Mean age 53 ± 15, male 54.6%, hypertension 21.3%, diabetes 37.3%, asthma 1.7%, CHD 10.9%	NR	High for mortality and mechanical ventilation; high for symptom resolution, infection, and adverse events Notes: Non-blinded study. Concealment of allocation probably inappropriate.	
Abbass et al ; ³⁴⁴ peer reviewed; 2021	Patients with moderate to severe COVID-19 infection. 80 assigned to sofosbuvir/daclatasvir 400/60 a day or sofosbuvir/ravidasvir 400/200mg a day for 10 days and 40 assigned to SOC	Mean age 44.6 ± 4.7, male 53.3%, diabetes 18.3%, asthma 1.6%, CHD 75.8%	NR	High for mortality and mechanical ventilation; high for symptom resolution, infection, and adverse events Notes: Non-blinded study. Table 1 shows more severe patients in SOC (68% vs 59%).	

Sotrovimab

Sotrovimab probably reduces hospitalizations in patients with mild recent onset COVID-19 with risk factors for severe disease.

Study; publication status	Patients and interventions analyzed	Comorbidities	Additional interventions	Risk of bias and study limitations	Interventions effects vs standard of care and GRADE certainty of the evidence
RCT					
<p>COMET-ICE trial; ³⁴⁵ Gupta et al; preprint; 2021</p>	<p>Patients with recent onset mild to moderate COVID-19 infection, with risk factors for severity progression. 291 assigned to sotrovimab 500 mg once and 292 assigned to SOC</p>	<p>Median age 53 ±, male 46%, diabetes 23%, COPD 4%, asthma 16%, CKD 0.7%, obesity 63%</p>	<p>NR</p>	<p>Low for mortality and mechanical ventilation; low for symptom resolution, infection, and adverse events</p> <p>Notes: Stopped early for benefit.</p>	<p>Mortality: Very low certainty ⊕○○○</p> <p>Invasive mechanical ventilation: Very low certainty ⊕○○○</p> <p>Symptom resolution or improvement: No information</p> <p>Symptomatic infection (prophylaxis studies): No information</p> <p>Adverse events: RR 0.29 (95%CI 0.12 to 0.63); RD -7.1% (95%CI -8.9% to -3.8%); Low certainty ⊕⊕○○</p> <p>Hospitalization: RR 0.14 (95%CI 0.04 to 0.48); RD -6.3% (95%CI -7.1% to -3.8%); Moderate certainty ⊕⊕⊕○</p>

Spironolactone

Uncertainty in potential benefits and harms. Further research is needed.

Study; publication status	Patients and interventions analyzed	Comorbidities	Additional interventions	Risk of bias and study limitations	Interventions effects vs standard of care and GRADE certainty of the evidence
RCT					
Asadipooya et al. ³³⁴ preprint; 2021	Patients with moderate to severe COVID-19 infection. 50 assigned to spironolactone 100 mg a day and 87 assigned to SOC	Mean age 57.5 ±, male 51.2%, hypertension 29%, diabetes 27.1%, COPD 8.4%, asthma %, CHD 21.2%, CKD 6.4%, cancer 5.9%, obesity 18.7%	NR	High for mortality and mechanical ventilation; high for symptom resolution, infection, and adverse events Notes: Non-blinded study. Concealment of allocation is probably inappropriate.	Mortality: Very low certainty ⊕○○○ Invasive mechanical ventilation: Very low certainty ⊕○○○ Symptom resolution or improvement: No information Symptomatic infection (prophylaxis studies): No information Severe adverse events: No information Hospitalization: No information

Statins

Uncertainty in potential benefits and harms. Further research is needed.

Study; publication status	Patients and interventions analyzed	Comorbidities	Additional interventions	Risk of bias and study limitations	Interventions effects vs standard of care and GRADE certainty of the evidence
RCT					
RESIST trial , ³⁶ Ghati et al; preprint; 2021	Patients with moderate to severe COVID-19 infection. 221 assigned to atorvastatin 40 mg once a day for 10 days and 219 assigned to SOC	Mean age 53.1 ± 9.2, male 73.3%, hypertension 28.6%, diabetes 27.7%, CHD 1.1%, CKD 2.4%	Corticosteroids 27.3%, remdesivir 20.6%, hydroxychloroquine 9.9%, tocilizumab 0.6%, convalescent plasma 0.2%	High for mortality and mechanical ventilation; High for symptom resolution, infection, and adverse events Notes: Blinding and concealment probably inappropriate.	<p>Mortality: Very low certainty ⊕○○○</p> <p>Invasive mechanical ventilation: Very low certainty ⊕○○○</p> <p>Symptom resolution or improvement: No information</p> <p>Symptomatic infection (prophylaxis studies): No information</p> <p>Adverse events: No information</p> <p>Hospitalization: No information</p>

Stem-cell nebulization

Uncertainty in potential benefits and harms. Further research is needed.

Study; publication status	Patients and interventions analyzed	Comorbidities	Additional interventions	Risk of bias and study limitations	Interventions effects vs standard of care and GRADE certainty of the evidence
RCT					
SENTAD-COVID trial ; ³⁴⁶ Carmenate et al; preprint; 2021	Patients with moderate to critical COVID-19 infection. 69 assigned to stem-cell nebulization twice, 24 h apart, and 70 assigned to SOC	Mean age 45.1 ± 10.4, male 46.5%, hypertension 26.6%, diabetes 22.3%, COPD %, asthma 10.7%, CHD 9.3%	NR	Low for mortality and mechanical ventilation; high for symptom resolution, infection, and adverse events Notes: Non-blinded study which might have introduced bias to symptoms and adverse events outcomes results.	Mortality: Very low certainty ⊕○○○ Invasive mechanical ventilation: No information Symptom resolution or improvement: Very low certainty ⊕○○○ Symptomatic infection (prophylaxis studies): No information Adverse events: Very low certainty ⊕○○○ Hospitalization: No information

Steroids (corticosteroids)

Corticosteroids reduce mortality and probably reduce invasive mechanical ventilation requirements in patients with severe COVID-19 infection with moderate certainty. Corticosteroids may not significantly increase the risk of severe adverse events. Higher doses (i.e., dexamethasone 12 mg a day) may be more effective than standard doses (i.e., dexamethasone 6 mg a day)

Study; publication status	Patients and interventions analyzed	Comorbidities	Additional interventions	Risk of bias and study limitations	Interventions effects vs standard of care and GRADE certainty of the evidence
RCT					
GLUCOCOVID trial ; ³⁴⁷ Corral-Gudino et al; preprint; 2020	Patients with moderate to severe COVID-19 infection. 56 assigned to methylprednisolone 40 mg twice daily for 3 days followed by 20 mg twice daily for 3 days and 29 assigned to standard of care	Mean age 69.5 ± 11.5, male 61.9%, hypertension 47.6%, diabetes 17.5%, chronic lung disease 7.9%, cerebrovascular disease 12.7%	Hydroxychloroquine 96.8%, lopinavir-ritonavir 84.1%, azithromycin 92%	High for mortality and invasive mechanical ventilation; high for symptom resolution, infection, and adverse events Notes: Non-blinded study. Concealment of allocation is probably inappropriate.	Mortality: RR 0.90 (95%CI 0.80 to 1.02); RD -1.6% (95%CI -3.2% to 0.3%); Moderate certainty ⊕⊕⊕○ Invasive mechanical ventilation: RR 0.87 (95%CI 0.72 to 1.05); RD -2.2% (95%CI -4.8% to 0.8%); Moderate certainty ⊕⊕⊕○
Metcovid trial ; ³⁴⁸ Prado Jeronimo et al; peer-reviewed; 2020	Patients with severe COVID-19 infection. 194 assigned to methylprednisolone 0.5 mg/kg twice a day for 5 days and 199 assigned to standard of care	Mean age 55 ± 15, male 64.6%, hypertension 48.9%, diabetes 29.1%, chronic lung disease 0.5%, asthma 2.5%, coronary heart disease 6.9%, alcohol use disorder 27%, liver disease 5.5%	Remdesivir 0%, tocilizumab 0%, convalescent plasma 0%	Low for mortality and invasive mechanical ventilation; low for symptom resolution, infection, and adverse events	Symptom resolution or improvement: RR 1.27 (95%CI 0.98 to 1.65); RD 16.4% (95%CI -1.2% to 39.4%); Low certainty ⊕⊕○○
RECOVERY-Dexamethasone trial ; ³⁴⁹ Horby et al; peer-reviewed; 2020	Patients with moderate to critical COVID-19 infection. 2104 assigned to dexamethasone 6 mg once daily for 10 days and 4321 assigned to	Mean age 66.1 ± 15.7, male 64%, diabetes 24%, chronic lung disease 21%, asthma NR%, coronary heart disease 27%, chronic kidney disease 8%, liver disease	Corticosteroids NA%, remdesivir 0.08%, hydroxychloroquine 1%, lopinavir-ritonavir 0.5%, tocilizumab 3%, azithromycin 25%	Low for mortality and invasive mechanical ventilation; some concerns for symptom resolution, infection, and adverse events	Symptomatic infection (prophylaxis studies): No information Severe adverse events: RR 0.89

	standard of care	2%, any comorbidities 56%		Notes: Non-blinded study which might have introduced bias to symptoms and adverse events outcomes results.	(95%CI 0.68 to 1.17); RD -1.1% (95%CI -3.3% to 1.7%); Low certainty ⊕⊕○○ Hospitalization: No information
DEXA-COVID19 trial ; ³⁵⁰ Villar et al; unpublished; 2020	Patients with severe to critical COVID-19. Seven assigned to dexamethasone 20 mg a day for 5 days followed by 10 mg a day for 5 days and 12 assigned to standard of care	NR	NR	Low for mortality and invasive mechanical ventilation Notes: RoB judgment from published SR.	
CoDEX trial ; ³⁵¹ Tomazini et al; peer-reviewed; 2020	Patients with critical COVID-19. 151 assigned to dexamethasone 20 mg a day for 5 days followed by 10 mg a day for 5 days and 148 assigned to standard of care	Mean age 61.4 ± 14.4, male 62.5%, hypertension 66.2%, diabetes 42.1%, coronary heart disease 7.7%, chronic kidney disease 5.3%, obesity 27%	hydroxychloroquine 21.4%, azithromycin 71.2%, ATB 87%	Low for mortality and invasive mechanical ventilation; high for symptom resolution, infection, and adverse events Notes: Non-blinded study which might have introduced bias to symptoms and adverse events outcomes results.	
REMAP-CAP trial ; ³⁵² Arabi et al; peer-reviewed; 2020	Patients with severe to critical COVID-19. 278 assigned to hydrocortisone 50 mg every 6 hours for 7 days and 99 assigned to standard of care	Mean age 59.9 ± 13, male 71%, diabetes 32%, chronic lung disease 20.3%, coronary heart disease 7.5%, chronic kidney disease 9.2%, immunosuppression 4.9%	NR	Low for mortality and invasive mechanical ventilation; high for symptom resolution, infection, and adverse events Notes: Non-blinded study which might have introduced bias to	

				symptoms and adverse events outcomes results.	
COVID STEROID trial ; ³⁵¹ Petersen et al; Unpublished; 2020	Patients with severe to critical COVID-19. 15 assigned to hydrocortisone 200 mg a day for 7 days and 14 assigned to standard of care	NR	NR	Low for mortality and invasive mechanical ventilation Notes: Risk of bias judgment from published SR.	
CAPE COVID trial ; ³⁵³ Dequin et al; peer-reviewed; 2020	Patients with severe to critical COVID-19. 76 assigned to hydrocortisone 200 mg a day progressively reduced to 50 mg a day for 7 to 14 days and 73 assigned to standard of care	Median age 64.7 ± 19.3, male 69.8%, hypertension %, diabetes 18.1%, chronic lung disease 7.4%, immunosuppression 6%	Remdesivir 3.4%, hydroxychloroquine 46.9%, lopinavir-ritonavir 14.1%, tocilizumab 2%, azithromycin 34.2%	Low for mortality and invasive mechanical ventilation; Low for symptom resolution, infection, and adverse events	
Corticosteroids-SARI trial ; ³⁵¹ Unpublished; 2020	Patients with severe to critical COVID-19. 24 assigned to methylprednisolone 40 mg twice a day for 5 days and 23 assigned to standard of care	NR	NR	Low for mortality and invasive mechanical ventilation Notes: Risk of bias judgment from published SR.	
Farahani et al ; ³⁵⁴ preprint; 2020	Patients with severe to critical COVID-19. 14 assigned to methylprednisolone 1000 mg/day for three days followed by prednisolone 1 mg/kg for 10 days, and 15 assigned to standard of care	Mean age 64 ± 13.5	Hydroxychloroquine 100%, lopinavir-ritonavir 100%, azithromycin 100%	High for mortality and invasive mechanical ventilation; high for symptom resolution, infection, and adverse events Notes: Non-blinded study. Concealment of allocation is probably	

				inappropriate.	
Edalatifard et al. ³⁵⁵ peer-reviewed; 2020	Patients with severe COVID-19. 34 assigned to methylprednisolone 250 mg/day for 3 days and 28 assigned to standard of care	Mean age 58.5 ± 16.6, male 62.9%, hypertension 32.3%, diabetes 35.5%, chronic lung disease 9.7%, coronary heart disease 17.7%, chronic kidney disease 11.3%, cancer 4.8%	Hydroxychloroquine 100%, lopinavir-ritonavir 100%	High for mortality and invasive mechanical ventilation; high for symptom resolution, infection, and adverse events Notes: Non-blinded study. Concealment of allocation is probably inappropriate.	
Tang et al. ³⁵⁶ Peer reviewed; 2020	Patients with moderate to severe COVID-19. 43 assigned to methylprednisolone 1 mg/kg for 7 days and 43 assigned to SOC	Median age 56 ± 27, male 47.7%, hypertension 36%, diabetes 9.3%, COPD 3.5%, asthma 2.4%, CHD 7%, CKD 1.2%	NR	Low for mortality and mechanical ventilation; Low for symptom resolution, infection, and adverse events	
Jamaati et al. ³⁵⁷ Peer-reviewed; 2020	Patients with moderate to severe COVID-19. 25 assigned to dexamethasone 20 mg a day for 5 days followed by 10 mg a day until day 10 and 25 assigned to SOC	Median age 62 ± 16.5, male 72%, hypertension 50%, diabetes 54%, COPD 20%, CHD 14%	NR	High for mortality and mechanical ventilation; High for symptom resolution, infection, and adverse events Notes: Non-blinded study. Concealment of allocation is probably inappropriate.	
Rashad et al. ³⁵⁸ peer reviewed; 2021	Patients with severe to critical COVID-19 infection. 75 assigned to dexamethasone 4 mg/kg a day for 3 days followed by 8 mg	Mean age 62, male 56.9%, hypertension 47.7%, diabetes 28.4%, COPD 1.8%, asthma 2.7%, CHD 12.8%, CKD 8.2%, cancer 0.9%	NR	High for mortality and mechanical ventilation; high for symptom resolution, infection, and adverse events	

	a day for 10 days and 74 assigned to TCZ			Notes: Non-blinded study. Concealment of allocation is probably inappropriate. Significant loss to follow-up as patients who died in the first 3 days after randomization were excluded.	
Ranjbar et al ; ³⁵⁹ Preprint; 2020	Patients with severe to critical COVID-19 infection. 44 assigned to Methylprednisolone 2 mg/kg daily for 5 days followed by tapering using same scheme at half dose every 5 days, 42 assigned to dexamethasone 6 mg a day for 10 days	Mean age 58.7 ± 17.4, male 56.9%, hypertension 45.3%, diabetes 32.5%, CHD 30.2%, CKD 2.3%	NR	Some concerns for mortality and mechanical ventilation; Some concerns for symptom resolution, infection, and adverse events Notes: Unbalanced prognostic factors (age and gender).	Mortality: RR 0.75 (95%CI 0.50 to 1.13); RD -4% (95%CI -8% to 2.1%); Low certainty ⊕⊕○○ Invasive mechanical ventilation: Very low certainty ⊕○○○ Symptom resolution or improvement: No information
COVID STEROID 2 trial ; ³⁶⁰ Munch et al; preprint; 2021	Patients with severe to critical COVID-19 infection. 497 assigned to dexamethasone 12 mg a day for 10 days and 485 assigned to dexamethasone 6 mg a day for 10 days	Median age 64.5 ± 18, male 69%, diabetes 30.3%, COPD 12%, CHD 14%	Remdesivir 62.8%, tocilizumab 10.1%, convalescent plasma 2.8%	Low for mortality and mechanical ventilation; low for symptom resolution, infection, and adverse events	Symptomatic infection (prophylaxis studies): No information Adverse events: RR 0.85 (95%CI 0.61 to 1.19); RD -1.5% (95%CI -4% to 1.9%); Low certainty ⊕⊕○○ Hospitalization: No information

Steroids (inhaled corticosteroids)

Inhaled corticosteroids probably improve symptom resolution and may decrease hospitalizations. Further research is needed.

Study; publication status	Patients and interventions analyzed	Comorbidities	Additional interventions	Risk of bias and study limitations	Interventions effects vs standard of care and GRADE certainty of the evidence
RCT					
STOIC trial ; ³⁶¹ Ramakrishnan et al; peer reviewed ; 2020	Patients with mild to moderate COVID-19. 71 assigned to budesonide (inh) 800 µg twice a day and 69 assigned to SOC	Mean age 45 ± 56, male 42.4%	NR	Low for mortality and mechanical ventilation; High for symptom resolution, infection, and adverse events Notes: Non-blinded study which might have introduced bias to symptoms and adverse events outcomes results.	Mortality: Very low certainty ⊕○○○ Invasive mechanical ventilation: Very low certainty ⊕○○○ Symptom resolution or improvement: RR 1.16 (95%CI 1.08 to 1.24); RD 9.7% (95%CI 4.8% to 14.5%); Moderate certainty ⊕⊕⊕○
PRINCIPLE trial ; ³⁶² Yu et al; peer reviewed; 2021	Patients with mild to moderate COVID-19 infection. 787 assigned to budesonide (inh) 800µg twice daily for 14 days and 1069 assigned to SOC	Mean age 64.2 ± 7.6, male 48%, hypertension 44.3%, diabetes 21.4%, COPD 12.6%, CHD 15.8%, cerebrovascular disease 5.6%	NR	Some concerns for mortality and mechanical ventilation; Some concerns for symptom resolution, infection, and adverse events Notes: Non-blinded study. Significant loss to follow-up.	Symptomatic infection (prophylaxis studies): No information Hospitalization: RR 0.82 (95%CI 0.62 to 1.08); RD -1.3% (95%CI -2.8% to 0.6%); Low certainty ⊕⊕○○
Song et al ; ³⁶³ peer reviewed; 2021	Patients with mild to moderate COVID-19 infection. 35 assigned to inhaled ciclesonide 320 µg twice per day for 14 days and 26 assigned to SOC	Median age 53 ± 26, male 47%, hypertension 27.8%, diabetes 14.7%, cerebrovascular disease 3.3%	NR	High for mortality and mechanical ventilation; high for symptom resolution, infection, and adverse events Notes: Non-blinded	Adverse events: No information

				study. Concealment of allocation probably inappropriate.	
ALV-020-001 trial ; ³⁶⁴ Clemency et al; peer reviewed; 2021	Patients with mild COVID-19 infection. 197 assigned to inhaled ciclesonide 640 µg a day for 30 days and 203 assigned to SOC	Mean age 43.3 ± 16.9, male 44.8%, hypertension 22.3%, diabetes 7.5%, asthma 6.5%	NR	Low for mortality and mechanical ventilation; low for symptom resolution, infection and adverse events	

Sulodexide

Uncertainty in potential benefits and harms. Further research is needed.

Study; publication status	Patients and interventions analyzed	Comorbidities	Additional interventions	Risk of bias and study limitations	Interventions effects vs standard of care and GRADE certainty of the evidence
---------------------------	-------------------------------------	---------------	--------------------------	------------------------------------	---

RCT

ERSul trial ; ³⁶⁵ Gonzalez Ochoa et al; preprint; 2020	Patients with mild (early within 3 days of onset) COVID-19. 124 assigned to sulodexide 500 RLU twice a day for 3 weeks and 119 assigned to standard of care	Median age 52 ± 10.6, male 47.4%, hypertension 34.2%, diabetes 22.2%, COPD 23%, coronary heart disease 21%	Corticosteroids 62.5%, hydroxychloroquine 33.7%, ivermectin 43%	Some concerns for mortality and mechanical ventilation; some concerns for symptom resolution, infection, and adverse events Notes: Significant loss to follow-up.	<p>Mortality: Very low certainty ⊕○○○</p> <p>Invasive mechanical ventilation: Very low certainty ⊕○○○</p> <p>Symptom resolution or improvement: No information</p> <p>Symptomatic infection (prophylaxis studies): No information</p> <p>Adverse events: Very low certainty ⊕○○○</p>
---	---	--	---	--	---

					Hospitalization: Very low certainty ⊕○○○
TD-0903 (inhaled JAK-inhibitor) Uncertainty in potential benefits and harms. Further research is needed.					
Study; publication status	Patients and interventions analyzed	Comorbidities	Additional interventions	Risk of bias and study limitations	Interventions effects vs standard of care and GRADE certainty of the evidence
RCT					
Singh et al. ³⁶⁶ Preprint; 2021	Patients with severe to critical COVID-19 infection. 19 assigned to TD-0903 1-10 mg once a day for 7 days and 6 assigned to SOC	Mean age 57.1 ± 12.3, male 68%, hypertension 68%, diabetes 40%	Corticosteroids 92%, remdesivir 12%	High for mortality and mechanical ventilation; High for symptom resolution, infection, and adverse events Notes: Non-blinded study. Concealment of allocation is probably inappropriate.	Mortality: Very low certainty ⊕○○○ Invasive mechanical ventilation: No information Symptom resolution or improvement: No information Symptomatic infection (prophylaxis studies): No information Adverse events: Very low certainty ⊕○○○ Hospitalization: No information

Tenofovir + emtricitabine

Uncertainty in potential benefits and harms. Further research is needed

Study; publication status	Patients and interventions analyzed	Comorbidities	Additional interventions	Risk of bias and study limitations	Interventions effects vs standard of care and GRADE certainty of the evidence
RCT					
<p>ARO-CORONA trial.³⁶⁷ Parientti et al; peer reviewed; 2021</p>	<p>Patients with mild to moderate COVID-19 infection. 30 assigned to tenofovir + emtricitabine 245/200 mg twice a day on day one followed by 245/200 mg a day for 7 days and 30 assigned to SOC</p>	<p>Mean age 42 ± 15, male 43%, hypertension 5%, diabetes 3.3%</p>	<p>NR</p>	<p>Low for mortality and mechanical ventilation; high for symptom resolution, infection, and adverse events</p> <p>Notes: Non-blinded study which might have introduced bias to symptoms and adverse events outcomes results.</p>	<p>Mortality: Very low certainty ⊕○○○</p> <p>Invasive mechanical ventilation: No information</p> <p>Symptom resolution or improvement: No information</p> <p>Symptomatic infection (prophylaxis studies): No information</p> <p>Adverse events: Very low certainty ⊕○○○</p> <p>Hospitalization: Very low certainty ⊕○○○</p>

Thalidomide

Uncertainty in potential benefits and harms. Further research is needed

Study; publication status	Patients and interventions analyzed	Comorbidities	Additional interventions	Risk of bias and study limitations	Interventions effects vs standard of care and GRADE certainty of the evidence
RCT					
Amra et al. ³⁶⁸ preprint; 2021	Patients with severe COVID-19 infection. 28 assigned to thalidomide 100 mg a day for 14 days and 23 assigned to SOC	Mean age 62 ± 10, male 54.9%, hypertension 33.3%, diabetes 37.2%, COPD 5.9%, CHD 9.8%	Corticosteroids 100%, hydroxychloroquine 100%	High for mortality and mechanical ventilation; High for symptom resolution, infection, and adverse events Notes: Non-blinded study. Concealment of allocation is probably inappropriate.	<p>Mortality: Very low certainty ⊕○○○</p> <p>Invasive mechanical ventilation: Very low certainty ⊕○○○</p> <p>Symptom resolution or improvement: No information</p> <p>Symptomatic infection (prophylaxis studies): No information</p> <p>Adverse events: Very low certainty ⊕○○○</p> <p>Hospitalization: No information</p>

Tocilizumab

Tocilizumab reduces mortality and mechanical ventilation requirements without increasing severe adverse events.

Study; publication status	Patients and interventions analyzed	Comorbidities	Additional interventions	Risk of bias and study limitations	Interventions effects vs standard of care and GRADE certainty of the evidence
RCT					
COVACTA trial ; Rosas et al; ³⁶⁹ peer-reviewed; 2020	Patients with severe COVID-19. 294 assigned to tocilizumab 8 mg/kg once and 144 assigned to standard of care	Mean age 60.8 ± 14, male 70%, hypertension 62.1%, diabetes 38.1%, chronic lung disease 16.2%, coronary heart disease 28%, obesity 20.5%	Corticosteroids 42.2%, convalescent plasma 3.6%, Antivirals 31.5%	Low for mortality and invasive mechanical ventilation; low for symptom resolution, infection, and adverse events	<p>Mortality: RR 0.85 (95%CI 0.79 to 93); RD -2.4% (95%CI -3.4% to -1.1%); High certainty ⊕⊕⊕⊕</p> <p>Invasive mechanical ventilation: RR 0.83 (95%CI 0.78 to 0.90); RD -2.9% (95%CI -3.8% to -1.7%); High certainty ⊕⊕⊕⊕</p> <p>Symptom resolution or improvement: RR 1.1 (95%CI 1.02 to 1.2); RD 6.1% (95%CI 1.2% to 12.1%); Low certainty ⊕⊕○○</p>
Wang et al ; ³⁷⁰ preprint; 2020	Patients with moderate to severe COVID-19. 34 assigned to tocilizumab 400 mg once or twice and 31 assigned to standard of care	Median age 63 ± 16, male 50.8%, hypertension 30.8%, diabetes 15.4%	NR	High for mortality and invasive mechanical ventilation; high for symptom resolution, infection, and adverse events Notes: Non-blinded study. Concealment of allocation is probably inappropriate.	<p>Symptomatic infection (prophylaxis studies): No information</p> <p>Adverse events: RR 0.94 (95%CI 0.85 to 1.05); RD -0.6% (95%CI -1.5% to 0.5%); Moderate certainty ⊕⊕⊕○</p>
Zhao et al ; ¹²⁴ peer-reviewed; 2020	Patients with moderate to critical COVID-19 infection. 13 assigned to favipiravir 3200 mg once followed by 600 mg twice a day for 7 days, 7 assigned to tocilizumab 400 mg once or twice and 5 assigned to favipiravir	Mean age 72 ± 40, male 54%, hypertension 42.3%, diabetes 11.5%, coronary heart disease 23.1%	NR	High for mortality and invasive mechanical ventilation; High for symptom resolution, infection, and adverse events Notes: Non-blinded study. Concealment of allocation is probably inappropriate.	<p>Symptomatic infection (prophylaxis studies): No information</p> <p>Adverse events: RR 0.94 (95%CI 0.85 to 1.05); RD -0.6% (95%CI -1.5% to 0.5%); Moderate certainty ⊕⊕⊕○</p>

	plus tocilizumab				Hospitalization: No information
RCT-TCZ-COVID-19 trial , ³⁷¹ Salvarani et al; peer-reviewed; 2020	Patients with severe COVID-19. 60 assigned to tocilizumab 8 mg/kg twice on day 1 and 66 assigned to standard of care	Median age 60 ± 19, male 61.1%, hypertension 44.4%, diabetes 15.1%, COPD 3.2%, obesity 32.2%	Hydroxychloroquine 91.3%, azithromycin 20.6%, antivirals 41.3%	Low for mortality and mechanical ventilation; high for symptom resolution, infection, and adverse events Notes: Non-blinded study which might have introduced bias to symptoms and adverse events outcomes results.	
BACC Bay Tocilizumab Trial , ³⁷² Stone et al; peer-reviewed; 2020	Patients with severe COVID-19. 161 assigned to tocilizumab 8 mg/kg once and 81 assigned to standard of care	Median age 59.8 ± 15.1, male 58%, hypertension 49%, diabetes 31%, COPD 9%, asthma 9%, coronary heart disease 10%, chronic kidney disease 17%, cancer 12%,	Corticosteroids 9.5%, remdesivir 33.9%, hydroxychloroquine 3.7%,	Low for mortality and mechanical ventilation; low for symptom resolution, infection, and adverse events	
CORIMUNO-TOCI1 trial , ³⁷³ Hermine et al; peer-reviewed; 2020	Patients with moderate to severe COVID-19. 63 assigned to tocilizumab 8 mg/kg once followed by an optional 400 mg dose on day 3 and 67 assigned to standard of care	Median age 63.6 ± 16.2, male 67.7%, diabetes 33.6%, COPD 4.7%, asthma 6.3%, coronary heart disease 31.2%, chronic kidney disease 14%, cancer 7%,	Corticosteroids 43%, remdesivir 0.7%, hydroxychloroquine 6.2%, Lopinavir-ritonavir 3%, azithromycin 15.4%,	Low for mortality and mechanical ventilation; High for symptom resolution, infection, and adverse events Notes: Non-blinded study which might have introduced bias to symptoms and adverse events outcomes results.	
EMPACTA trial , ³⁷⁴ Salama et al; preprint; 2020	Patients with moderate to severe COVID-19. 249 assigned to tocilizumab 8 mg/kg	Mean age 55.9 ± 14.4, male 59.2%, hypertension 48.3%, diabetes 40.6%, COPD 4.5%, asthma 11.4%,	Corticosteroids 59.4%, remdesivir 54.6%,	Low for mortality and mechanical ventilation; low for symptom resolution, infection, and adverse events	

	once and 128 assigned to standard of care	coronary heart disease 1.9%, cerebrovascular disease 3.4%, obesity 24.4%			
REMAP-CAP - tocilizumab trial ; ³²⁸ Gordon et al; peer-reviewed; 2020	Patients with severe to critical COVID-19 infection. 353 assigned to TCZ 8 mg/kg once or twice, 48 assigned to sarilumab 400 mg once and 402 assigned to SOC	Mean age 61.4 ± 12.7, male 72.7%, diabetes 35.4%, COPD 24%, CHD 10.2%, immunosuppressive therapy 1.4%, cancer %, obesity %	Corticosteroids 75.6%, remdesivir 32.8%	Low for mortality and mechanical ventilation; high for symptom resolution, infection, and adverse events	Notes: Non-blinded study which might have introduced bias to symptoms and adverse events outcomes results.
Veiga et al ; ³⁷⁵ peer reviewed; 2020	Patients with severe to critical COVID-19. 65 assigned to TCZ 8 mg/kg once and 64 assigned to SOC	Mean age 57.4 ± 14.6, male 68%, hypertension 49.6%, diabetes 32.6%, COPD 3%, CHD 5.5%, cancer 7%,	Corticosteroids 71.3%	Low for mortality and mechanical ventilation; Some concerns for symptom resolution, infection, and adverse events	Notes: Non-blinded study which might have introduced bias to symptoms and adverse events outcomes results.
RECOVERY-TCZ trial ; ³⁷⁶ Horby et al; peer reviewed; 2020	Patients with severe to critical COVID-19. 2022 assigned to TCZ 400-800 mg once or twice and 2094 assigned to SOC	Mean age 63.6 ± 13.6, male 67.3%, diabetes 28.5%, COPD 23%, asthma %, CHD 23%, CKD 5.5%	Corticosteroids 82%, hydroxychloroquine 2%, lopinavir-ritonavir 3%, tocilizumab %, azithromycin 9%,	Low for mortality and mechanical ventilation; Some concerns for symptom resolution, infection, and adverse events	Notes: Non-blinded study which might have

				introduced bias to symptoms and adverse events outcomes results.
PreToVid trial ; ³⁷⁷ Rutgers et al; preprint; 2021	Patients with severe COVID-19 infection. 174 assigned to TCZ 8 mg/kg once or twice and 180 assigned to SOC	Median age 66.5 ± 16.5, male 67%, comorbidities 74.3%	Corticosteroids 88.4%, remdesivir 18.4%	Low for mortality and mechanical ventilation; high for symptom resolution, infection, and adverse events Notes: Non-blinded study which might have introduced bias to symptoms and adverse events outcomes results.
Talaschian et al ; ³⁷⁸ preprint; 2021	Patients with severe COVID-19 infection. 17 assigned to TCZ 8 mg/kg once or twice and 19 assigned to SOC	Mean age 61.7 ± 14.2, male 52.7%, hypertension 50%, diabetes 36.1%, COPD 8.3%, asthma %, CHD 44.4%, CKD 2.8%, cancer 0%	Corticosteroids 33.3%, hydroxychloroquine 63.9%, lopinavir-ritonavir 8.3%	High for mortality and mechanical ventilation; High for symptom resolution, infection, and adverse events Notes: Concealment of allocation and blinding probably inappropriate.
Hamed et al ; ³⁷⁹ peer reviewed; 2021	Patients with severe COVID-19 infection. 23 assigned to TCZ 400 mg once and 26 assigned to SOC	Mean age 48 ±, male 85.5%, hypertension 36.8%	Corticosteroids 100%	High for mortality and mechanical ventilation; High for symptom resolution, infection, and adverse events Notes: Non-blinded study. Concealment of allocation is probably inappropriate.
ARCHITECTS trial ; ³³¹ other; 2021	Patients with severe to critical COVID-19 infection. 10 assigned	Median age 61 ±	Corticosteroids 95.2%, remdesivir 90.4%, convalescent plasma	Low for mortality and mechanical ventilation; low for symptom

	to TCZ 8 mg/kg once or twice and 11 assigned to SOC		100%	resolution, infection, and adverse events Notes: Risk of bias assessment extracted from a systematic review.
CORIMUNO-TOCICU trial ; ³³¹ other; 2021	Patients with severe to critical COVID-19 infection. 49 assigned to TCZ 8 mg/kg once or twice and 43 assigned to SOC	Median age 46	Corticosteroids 13%, remdesivir 0%, convalescent plasma 0%	Low for mortality and mechanical ventilation; low for symptom resolution, infection, and adverse events Notes: Risk of bias assessment extracted from a systematic review.
COV-AID trial ; ³³¹ other; 2021	Patients with severe to critical COVID-19 infection. 81 assigned to TCZ 8 mg/kg once and 72 assigned to SOC	Median age 63	Corticosteroids 52.6%, remdesivir 5.8%, convalescent plasma 0%	Low for mortality and mechanical ventilation; low for symptom resolution, infection, and adverse events Notes: Risk of bias assessment extracted from a systematic review.
COVIDOSE-2 trial ; ³³¹ other; 2021	Patients with moderate to severe COVID-19 infection. 20 assigned to TCZ 40-120 mg once and 8 assigned to SOC	Median age 65	Corticosteroids 30%, remdesivir 75%, convalescent plasma 0%	Low for mortality and mechanical ventilation; low for symptom resolution, infection, and adverse events Notes: Risk of bias assessment extracted from a systematic review.
COVIDSTORM trial ; ³³¹ other; 2021	Patients with severe to critical COVID-19 infection. 26 assigned	Median age 66	Corticosteroids 77%, remdesivir 0%, convalescent plasma	Low for mortality and mechanical ventilation; low for symptom

	to TCZ 8 mg/kg once and 13 assigned to SOC		0%	resolution, infection, and adverse events Notes: Risk of bias assessment extracted from a systematic review.	
COVITOX-01 trial; et al; ³³¹ other; 2021	Patients with moderate to severe COVID-19 infection. 17 assigned to TCZ 8 mg/kg once or twice and 9 assigned to SOC	Median age 57	Corticosteroids 100%, remdesivir 52.9%, convalescent plasma 0%	Low for mortality and mechanical ventilation; low for symptom resolution, infection, and adverse events Notes: Risk of bias assessment extracted from a systematic review.	
HMO-0224-20 trial; ³³¹ other; 2021	Patients with severe to critical COVID-19 infection. 37 assigned to TCZ 8 mg/kg once and 17 assigned to SOC	Median age 63	Corticosteroids 85.2%, remdesivir 22.2%, convalescent plasma 0%	High for mortality and mechanical ventilation; high for symptom resolution, infection, and adverse events Notes: Concealment of allocation probably inappropriate.	
REMDACTA trial; et al; ³³¹ other; 2021	Patients with severe to critical COVID-19 infection. 430 assigned to TCZ 8 mg/kg once or twice and 210 assigned to SOC	Median age 60	Corticosteroids 86%, remdesivir 19.2%, convalescent plasma 0%	Low for mortality and mechanical ventilation; high for symptom resolution, infection, and adverse events Notes: Non-blinded study which might have introduced bias to symptoms and adverse events outcomes results.	

ImmCoVA trial ; ³³¹ other; 2021	Patients with severe to critical COVID-19 infection. 22 assigned to TCZ 8 mg/kg once and 27 assigned to SOC	Median age 24	Corticosteroids 96%, remdesivir 14.5%, convalescent plasma 0%	Low for mortality and mechanical ventilation; low for symptom resolution, infection, and adverse events Notes: Risk of bias assessment extracted from a systematic review.	
TOCOVID trial ; ³³¹ other; 2021	Patients with moderate to severe COVID-19 infection. 136 assigned to TCZ 400 to 600 mg once and 134 assigned to SOC	Median age 53	Corticosteroids 35%, remdesivir 0.5%, convalescent plasma 0%	Low for mortality and mechanical ventilation; low for symptom resolution, infection, and adverse events Notes: Risk of bias assessment extracted from a systematic review.	
COVINTOC trial ; et al ; ³⁸⁰ Soin et al; peer reviewed; 2021	Patients with moderate to severe COVID-19 infection. 91 assigned to TCZ 6 mg/kg once or twice and 88 assigned to SOC	Median age 55 ± , male 85.5%, hypertension 39.4%, diabetes 41.1%, COPD 2.2%, CHD 15%, CKD 4.4%	Corticosteroids 91%, remdesivir 41.6%, convalescent plasma 0%	Low for mortality and mechanical ventilation; high for symptom resolution, infection, and adverse events Notes: Non-blinded study which might have introduced bias to symptoms and adverse events outcomes results.	
TOCIDEX trial ; ³⁸¹ Hermine et al; preprint; 2021	Patients with moderate to severe COVID-19 infection. 224 assigned to TCZ 400 mg once and 226 assigned to SOC	Median age 63 ± 21, male 68%, hypertension 37.1%, diabetes 23.8%, COPD %, asthma 8.4%, CHD 13.5%, CKD 7.2%	Corticosteroids 100%, convalescent plasma 1.3%	Low for mortality and mechanical ventilation; high for symptom resolution, infection, and adverse events Notes: Non-blinded	

				study which might have introduced bias to symptoms and adverse events outcomes results.	
Tofacitinib Tofacitinib may increase symptom resolution or improvement and may increase severe adverse events.					
Study; publication status	Patients and interventions analyzed	Comorbidities	Additional interventions	Risk of bias and study limitations	Interventions effects vs standard of care and GRADE certainty of the evidence
RCT					
STOP-COVID trial ; ³⁸² Guimaraes et al; peer reviewed; 2021	Patients with moderate to severe COVID-19 infection. 144 assigned to tofacitinib 10 mg twice a day for 14 days and 145 assigned to SOC	Mean age 56 ± 14, male 65.1%, hypertension 50.2%, diabetes 23.5%	Corticosteroids 78.5%	Low for mortality and mechanical ventilation; low for symptom resolution, infection, and adverse events	Mortality: Very low certainty ⊕○○○ Invasive mechanical ventilation: No information Symptom resolution or improvement: RR 1.1 (95%CI 0.98 to 1.23); RD 6.1% (95%CI 1.2% to 13.9%); Low certainty ⊕⊕○○ Symptomatic infection (prophylaxis studies): No information Adverse events: RR 3.22 (95%CI 1.12 to 8.56); RD 22.6% (95%CI 1.2% to 77.1%); Low certainty ⊕⊕○○

					Hospitalization: No information
Triazavirin Uncertainty in potential benefits and harms. Further research is needed.					
Study; publication status	Patients and interventions analyzed	Comorbidities	Additional interventions	Risk of bias and study limitations	Interventions effects vs standard of care and GRADE certainty of the evidence
RCT					
Wu et al. ; ³⁸³ peer-reviewed; 2020	Patients with mild to critical COVID-19. 26 assigned to triazavirin 250 mg orally three or four times a day for 7 days and 26 assigned to standard of care	Median age 58 ± 17, male 50%, hypertension 28.8%, diabetes 15.4%, chronic lung disease 5.8%, coronary heart disease 15.4%, cerebrovascular disease 7.7%	Corticosteroids 44.2%, hydroxychloroquine 26.9%, lopinavir-ritonavir 9.6%, antibiotics 69.2%, interferon 48.1%, umifenovir 61.5%, ribavirin 28.9%,	Low for mortality and invasive mechanical ventilation; low for symptom resolution, infection, and adverse events	Mortality: Very low certainty ⊕○○○ Invasive mechanical ventilation: No information Symptom resolution or improvement: Very low certainty ⊕○○○ Symptomatic infection (prophylaxis studies): No information Adverse events: Very low certainty ⊕○○○ Hospitalization: No information

Umifenovir

Uncertainty in potential benefits and harms. Further research is needed.

Study; publication status	Patients and interventions analyzed	Comorbidities	Additional interventions	Risk of bias and study limitations	Interventions effects vs standard of care and GRADE certainty of the evidence
RCT					
Chen et al. ¹¹⁴ preprint; 2020	Patients with moderate to critical COVID-19 infection. 116 assigned to favipiravir 1600 mg twice the first day followed by 600 mg twice daily for 7 days and 120 assigned to umifenovir 200 mg three times daily for 7 days	Mean age NR ± NR, male 46.6%, hypertension 27.9%, diabetes 11.4%	NR	High for mortality and invasive mechanical ventilation; high for symptom resolution, infection, and adverse events Notes: Non-blinded study. Concealment of allocation is probably inappropriate.	Mortality: Very low certainty ⊕○○○ Invasive mechanical ventilation: Very low certainty ⊕○○○ Symptom resolution or improvement: No information
ELACOI trial. ²³⁵ Li et al; peer-reviewed; 2020	Patients with moderate to severe COVID-19 infection. 34 assigned to lopinavir-ritonavir 200/50 mg twice daily for 7-14 days, 35 assigned to umifenovir and 17 assigned to standard of care	Mean age 49.4 ± 14.7, male 41.7%	Corticosteroids 12.5%, IVIG 6.3%	Low for mortality and invasive mechanical ventilation; high for symptom resolution, infection, and adverse events Notes: Non-blinded study which might have introduced bias to symptoms and adverse events outcomes results.	Symptomatic infection (prophylaxis studies): No information Adverse events: Very low certainty ⊕○○○ Hospitalization: No information
Nojomi et al. ³⁸⁴ preprint; 2020	Patients with severe COVID-19. 50 assigned to umifenovir 100 mg two twice a day for 7 to 14 days	Mean age 56.4 ± 16.3, male 60%, hypertension 39%, diabetes 28%, asthma 2%, coronary heart disease 9%, chronic	Hydroxychloroquine 100%	Low for mortality and invasive mechanical ventilation; high for symptom resolution, infection, and adverse	

	and 50 assigned to lopinavir-ritonavir 400 mg a day for 7 to 14 days	kidney disease 2%		events Notes: Non-blinded study which might have introduced bias to symptoms and adverse events outcomes results.
Yethindra et al. ³⁸⁵ peer-reviewed; 2020	Patients with mild COVID-19. 15 assigned to umifenovir 200 mg three times a day for 1 to 5 days and 15 assigned to standard of care	Mean age 35.5 ± 12.1, male 60%	NR	High for mortality and invasive mechanical ventilation; high for symptom resolution, infection, and adverse events Notes: Non-blinded study. Concealment of allocation is probably inappropriate.
Ghaderkhani S et al (Tehran University of Medical Sciences) trial ³⁸⁶ Ghaderkhani et al; preprint; 2020	Patients with mild to moderate COVID-19. 28 assigned to umifenovir 200 mg three times a day for 10 days and 25 assigned to standard of care	Mean age 44.2 ± 19, male 39.6%,	Hydroxychloroquine 100%	High for mortality and mechanical ventilation; High for symptom resolution, infection, and adverse events Notes: Non-blinded study. Concealment of allocation is probably inappropriate.
UAIIC trial ³⁸⁷ Darazam et al; peer reviewed; 2021	Patients with severe COVID-19 infection. 51 assigned to umifenovir 600 mg a day for 10 days and 50 assigned to SOC	Mean age 61.2 ± 15.8, male 56.4%, hypertension 46.4%, diabetes 31.6%, COPD 10%, asthma 6.1%, CHD 11.2%, CKD 7.1%, cancer 1%	Corticosteroids 3%	Low for mortality and mechanical ventilation; high for symptom resolution, infection, and adverse events Notes: Non-blinded study which might have

				introduced bias to symptoms and adverse events outcomes results.	
Vitamin C Uncertainty in potential benefits and harms. Further research is needed.					
Study; publication status	Patients and interventions analyzed	Comorbidities	Additional interventions	Risk of bias and study limitations	Interventions effects vs standard of care and GRADE certainty of the evidence
RCT					
Zhang et al , ³⁸⁸ preprint; 2020	Patients with severe COVID-19 infection. 26 assigned to vitamin C 12 g twice a day for 7 days and 28 assigned to standard of care	Mean age 67.4 ± 12.4, male 66.7%, hypertension 44.4%, diabetes 29.6%, chronic lung disease 5.6%, coronary heart disease 22.2%, chronic kidney disease 1.85%, cancer 5.6%, nervous system disease 20.4%	NR	High for mortality and invasive mechanical ventilation; high for symptom resolution, infection, and adverse events Notes: Non-blinded study. Concealment of allocation is probably inappropriate.	Mortality: Very low certainty ⊕○○○ Invasive mechanical ventilation: Very low certainty ⊕○○○ Symptom resolution or improvement: Very low certainty ⊕○○○
Kumari et al , ³⁸⁹ Peer reviewed; 2020	Patients with severe COVID-19. 75 assigned to Vit C 50 mg/kg a day and 75 assigned to SOC	Mean age 52.5 ± 11.5	NR	High for mortality and mechanical ventilation; High for symptom resolution, infection, and adverse events Notes: Non-blinded study. Concealment of allocation is probably inappropriate.	Symptomatic infection (prophylaxis studies): No information Adverse events: No information
Jamali Moghadam Siahkali et al , ³⁹⁰ Preprint; 2020	Patients with severe to critical COVID-19. 30 assigned to Vit C 5 g a day for 5 days and 30	Mean age 59.2 ± 17, male 50%, hypertension 41.6%, diabetes 38.3%, COPD 10%,	Hydroxychloroquine 100%, lopinavir-ritonavir 100%	High for mortality and mechanical ventilation; High for symptom resolution, infection,	Hospitalization: Very low certainty ⊕○○○

	assigned to SOC			and adverse events Notes: Non-blinded study. Concealment of allocation is probably inappropriate.	
COVIDatoZ - Vit C trial , ³⁹¹ Thomas et al; peer reviewed; 2020	Patients with mild COVID-19. 48 assigned to Vit C 8000 mg a day and 50 assigned to SOC	Mean age 45.2 ± 14.6, male 38.3%, hypertension 32.7%, diabetes 13.6%, COPD %, asthma 15.4%	Corticosteroids 8.4%,	Low for mortality and mechanical ventilation; Some concerns for symptom resolution, infection, and adverse events Notes: Non-blinded study which might have introduced bias to symptoms and adverse events outcomes results.	

Vitamin D

Uncertainty in potential benefits and harms. Further research is needed.

Study; publication status	Patients and interventions analyzed	Comorbidities	Additional interventions	Risk of bias and study limitations	Interventions effects vs standard of care and GRADE certainty of the evidence
---------------------------	-------------------------------------	---------------	--------------------------	------------------------------------	---

RCT

COVIDIOL trial ; Entrenas Castillo et al; ³⁹² peer-reviewed; 2020	Patients with moderate to severe COVID-19. 50 assigned to vitamin D 0.532 once followed by 0.266 twice and 26 assigned to standard of care	Mean age 52.95 ± 10, male 59.2%, hypertension 34.2%, diabetes 10.5%, chronic lung disease 7.9%, coronary heart disease 3.9%, immunosuppression 9.2%, cancer %, obesity %	Hydroxychloroquine 100%, azithromycin 100%	High for mortality and invasive mechanical ventilation; high for symptom resolution, infection, and adverse events Notes: Non-blinded study. Concealment of allocation is probably inappropriate.	<p>Mortality: Very low certainty ⊕○○○</p> <p>Invasive mechanical ventilation: Very low certainty ⊕○○○</p> <p>Symptom resolution or improvement: No information</p>
--	--	--	--	--	---

SHADE trial ; ³⁹³ Rastogi et al; peer-reviewed; 2020	Patients with mild to moderate COVID-19. 16 assigned to vitamin D 60000 IU a day for 7 days and 24 assigned to standard of care	Mean age 48.7 ± 12.4, male 50%,	NR	High for mortality and mechanical ventilation; High for symptom resolution, infection, and adverse events Notes: Non-blinded study. Concealment of allocation is probably inappropriate.	Symptomatic infection (prophylaxis studies): No information Adverse events: Very low certainty ⊕○○○ Hospitalization: No information
Murai et al ; ³⁹⁴ peer-reviewed; 2020	Patients with severe COVID-19. 117 assigned to vitamin D 200,000 IU once and 120 assigned to standard of care	Mean age 56.3 ± 14.6, male 56.3%, hypertension 52.5%, diabetes 35%, COPD %, asthma 6.3%, coronary heart disease 13.3%, chronic kidney disease 1%,	NR	Low for mortality and mechanical ventilation; Low for symptom resolution, infection, and adverse events	
Lakkireddy et al ; ³⁹⁵ preprint; 2021	Patients with mild to moderate with low plasmatic vitamin D COVID-19 infection. 44 assigned to Vit D 60000 IU a day for 8 to 10 days and 43 assigned to SOC	Mean age 45.5 ± 13.3, male 75%	NR	High for mortality and mechanical ventilation; High for symptom resolution, infection, and adverse events Notes: Non-blinded study. Concealment of allocation is probably inappropriate.	
Sabico et al ; ³⁹⁶ peer-reviewed; 2021	Patients with moderate to critical COVID-19 infection. 36 assigned to Vit D 5000 IU for 14 days and 33 assigned to Vit D 1000 IU for 14 days	Mean age 49.8 ± 14.3, male 49.3%, hypertension 55%, diabetes 51%, COPD %, asthma 4%, CHD 6%, CKD 7%, obesity 33%	NR	Low for mortality and mechanical ventilation; high for symptom resolution, infection, and adverse events Notes: Non-blinded study which might have	

				introduced bias to symptoms and adverse events outcomes results.	
XAV-19 (swine glyco-humanized polyclonal antibodies) Uncertainty in potential benefits and harms. Further research is needed.					
Study; publication status	Patients and interventions analyzed	Comorbidities	Additional interventions	Risk of bias and study limitations	Interventions effects vs standard of care and GRADE certainty of the evidence
RCT					
POLYCOR trial ; ³⁹⁷ Gaborit et al; preprint; 2021	Patients with severe COVID-19 infection. 12 assigned to XAV-19 0.5 to 2 mg/kg on days 1 and 5 and 5 assigned to SOC	Mean age 71 ± 24, male 64.7%, hypertension 47.1%, diabetes 11.8%, COPD %, asthma 17.6%, CHD 29.4%, CKD 5.9%, cancer 11.8%, obesity 17.6%	Corticosteroids 100%, remdesivir 47.1%	Low for mortality and mechanical ventilation; low for symptom resolution, infection, and adverse events	<p>Mortality: Very low certainty ⊕○○○</p> <p>Invasive mechanical ventilation: No information</p> <p>Symptom resolution or improvement: No information</p> <p>Symptomatic infection (prophylaxis studies): No information</p> <p>Adverse events: Very low certainty ⊕○○○</p> <p>Hospitalization: No information</p>

Zinc

Uncertainty in potential benefits and harms. Further research is needed.

Study; publication status	Patients and interventions analyzed	Comorbidities	Additional interventions	Risk of bias and study limitations	Interventions effects vs standard of care and GRADE certainty of the evidence
RCT					
Hassan et al ; ³⁹⁸ preprint; 2020	Patients with mild to critical COVID-19. 49 assigned to zinc 220 mg twice a day and 56 assigned to standard of care	Mean age 45.9 ± 17.5, male 58.2%, hypertension 10.4%, diabetes 11.2%, coronary heart disease 3%,	NR	High for mortality and mechanical ventilation; high for symptom resolution, infection, and adverse events Notes: Concealment of allocation probably inappropriate.	Mortality: Very low certainty ⊕○○○ Invasive mechanical ventilation: Very low certainty ⊕○○○
Abd-El salam et al ; ³⁹⁹ peer-reviewed; 2020	Patients with mild to critical COVID-19. 96 assigned to zinc 220 mg twice a day for 15 days and 95 assigned to standard of care	Mean age 43 ± 14, male 57.7%, hypertension 18.4%, diabetes 12.9%	Hydroxychloroquine 100%,	High for mortality and mechanical ventilation; high for symptom resolution, infection, and adverse events Notes: Non-blinded study. Concealment of allocation is probably inappropriate.	Symptom resolution or improvement: Very low certainty ⊕○○○ Symptomatic infection (prophylaxis studies): Very low certainty ⊕○○○
Abdelmaksoud et al ; ⁴⁰⁰ Peer reviewed; 2020	Patients with mild to critical COVID-19. 49 assigned to Zinc 220 mg twice a day and 56 assigned to SOC	NR	NR	High for mortality and mechanical ventilation; High for symptom resolution, infection, and adverse events Notes: Non-blinded study. Concealment of allocation is probably inappropriate.	Adverse events: No information Hospitalization: Very low certainty ⊕○○○

COVIDAtoZ-Zinc trial ; ³⁹¹ Thomas et al; ; 2020	Patients with mild COVID-19. 58 assigned to Zinc 50 mg a day and 50 assigned to SOC	Mean age 45.2 ± 14.6, male 38.3%, hypertension 32.7%, diabetes 13.6%, COPD %, asthma 15.4%	Corticosteroids 8.4%,	Low for mortality and mechanical ventilation; Some concerns for symptom resolution, infection, and adverse events Notes: Non-blinded study which might have introduced bias to symptoms and adverse events outcomes results.	
ZINC COVID trial ; ⁴⁰¹ Patel et al; Peer reviewed; 2020	Patients with severe to critical COVID-19. 15 assigned to Zinc 0.24 mg/kg a day for 7 days and 18 assigned to SOC	Mean age 61.8 ± 16.9, male 63.6%, hypertension 48.4%, diabetes 18.2%, COPD 6%, CHD 21.2%,	Corticosteroids 75.8%, remdesivir 30.3%,	Low for mortality and mechanical ventilation; Low for symptom resolution, infection, and adverse events	
Seet et al ; ¹⁶⁵ peer reviewed; 2021	Patients exposed to COVID-19 infection. 634 assigned to zinc 80 mg and 500 mg a day for 42 days and 619 assigned to SOC (vitamin C)	Mean age 33 , male 100%, hypertension 1%, diabetes 0.3%	NR	Low for mortality and mechanical ventilation; High for symptom resolution, infection, and adverse events Notes: Non-blinded study which might have introduced bias to symptoms and adverse events outcomes results.	

α -lipoic acid

Uncertainty in potential benefits and harms. Further research is needed.

Study; publication status	Patients and interventions analyzed	Comorbidities	Additional interventions	Risk of bias and study limitations	Interventions effects vs standard of care and GRADE certainty of the evidence
RCT					
Zhong et al. , ⁴⁰² preprint; 2020	Patients with critical COVID-19 infection. 8 assigned to α -lipoic acid 1200 mg infusion once daily for 7 days and 9 assigned to standard of care	Median age 63 \pm 7, male 76.5%, hypertension 47%, diabetes 23.5%, coronary heart disease 5.9%	NR	Low for mortality and invasive mechanical ventilation; high for symptom resolution, infection, and adverse events Notes: Non-blinded study which might have introduced bias to symptoms and adverse events outcomes results.	Mortality: Very low certainty $\oplus\circ\circ\circ$ Invasive mechanical ventilation: No information Symptom resolution or improvement: No information Symptomatic infection (prophylaxis studies): No information Adverse events: No information Hospitalization: No information

Appendix 1. Summary of findings tables

Summary of findings Table 1.

Population: Patients with severe COVID-19 disease

Intervention: Corticosteroids

Comparator: Standard of care

Outcome Time frame	Study results and measurements	Absolute effect estimates		Certainty of the evidence (quality of evidence)	Plain text summary
		Standard of care	Corticosteroids		
Mortality 28 days	Relative risk: 0.9 (CI 95% 0.8 - 1.02) Based on data from 8000 patients in 12 studies	160 per 1000	144 per 1000	Moderate Due to serious imprecision ¹	Corticosteroids probably decreases mortality
Difference: 16 fewer per 1000 (CI 95% 32 fewer - 3 more)					
Mechanical ventilation 28 days	Relative risk: 0.87 (CI 95% 0.72 - 1.05) Based on data from 5942 patients in 6 studies Follow-up 28	172 per 1000	150 per 1000	Moderate Due to serious imprecision ²	Corticosteroids probably decreases mechanical ventilation
Difference: 22 fewer per 1000 (CI 95% 48 fewer - 9 more)					
Symptom resolution or improvement 28 days	Relative risk: 1.27 (CI 95% 0.98 - 1.65) Based on data from 646 patients in 5 studies	606 per 1000	770 per 1000	Moderate Due to serious risk of bias ³	Corticosteroids probably increases symptom resolution or improvement
Difference: 164 more per 1000 (CI 95% 12 fewer - 394 more)					
Severe adverse events 28 days	Relative risk: 0.89 (CI 95% 0.68 - 1.17) Based on data from 833 patients in 6 studies	102 per 1000	91 per 1000	Low Due to serious risk of bias, Due to serious imprecision ⁴	Corticosteroids may have little or no difference on severe adverse events
Difference: 11 fewer per 1000 (CI 95% 33 fewer - 17 more)					
Mortality (high vs standard dose) 28 days	Relative risk: 0.75 (CI 95% 0.5 - 1.13)	160 per 1000	120 per 1000	Low Due to very serious imprecision ⁵	High dose of corticosteroids (i.e., dexamethasone 12 mg a

	Based on data from 1068 patients in 2 studies	Difference: 40 fewer per 1000 (CI 95% 80 fewer - 21 more)			day) may decrease mortality in comparison to standard-dose corticosteroids (i.e., dexamethasone 6 mg a day)
Severe adverse events (high vs. standard dose) 28 days	Relative risk: 0.85 (CI 95% 0.61 - 1.19) Based on data from 833 patients in 6 studies	102 per 1000	87 per 1000	Low Due to very serious imprecision ⁶	High dose of corticosteroids (i.e., dexamethasone 12 mg a day) may not increase severe adverse events in comparison to standard-dose corticosteroids (i.e., dexamethasone 6 mg a day)
		Difference: 15 fewer per 1000 (CI 95% 40 fewer - 19 more)			

1. **Imprecision: Serious.** 95%CI includes no mortality reduction;
2. **Imprecision: Serious.** 95%CI include no IVM reduction;
3. **Risk of bias: Serious.** Inadequate/lack of blinding of participants and personnel, resulting in potential for performance bias, Inadequate/lack of blinding of outcome assessors, resulting in potential for detection bias;
4. **Risk of bias: Serious.** Inadequate/lack of blinding of participants and personnel, resulting in potential for performance bias, Inadequate/lack of blinding of outcome assessors, resulting in potential for detection bias; **Imprecision: Serious.** Low number of patients;
5. **Imprecision: Very serious.** 95%CI includes mortality increase;
6. **Imprecision: Very serious.** Low number of patients, Wide confidence intervals.

Summary of findings Table 2.

Population: Patients with COVID-19 infection

Intervention: Remdesivir

Comparator: Standard of care

Comparator: Standard of care

Outcome Time frame	Study results and measurements	Absolute effect estimates		Certainty of the evidence (quality of evidence)	Plain text summary
		SOC	Remdesivir		
Mortality 28 days	Relative risk: 0.94 (CI 95% 0.82 - 1.08) Based on data from 7330 patients in 4 studies Follow-up median 28 days	160 per 1000	150 per 1000	Low Due to serious imprecision, Due to serious risk of bias ¹	Remdesivir may decrease mortality slightly
Difference: 10 fewer per 1000 (CI 95% 29 fewer - 13 more)					
Mechanical ventilation 28 days	Relative risk: 0.65 (CI 95% 0.39 - 1.11) Based on data from 6551 patients in 4 studies Follow-up median 28 days	173 per 1000	112 per 1000	Low Due to serious risk of bias, Due to serious imprecision ²	Remdesivir may decrease mechanical ventilation requirements
Difference: 61 fewer per 1000 (CI 95% 106 fewer - 19 more)					
Symptom resolution or improvement 28 days	Relative risk: 1.17 (CI 95% 1.03 - 1.33) Based on data from 1873 patients in 3 studies Follow-up 28 days	606 per 1000	709 per 1000	Low Due to serious risk of bias, Due to serious imprecision ³	Remdesivir may improve symptom resolution or improvement
Difference: 103 more per 1000 (CI 95% 18 more - 200 more)					
Severe adverse events	Relative risk: 0.8 (CI 95% 0.48 - 1.33) Based on data from 1869 patients in 3 studies	102 per 1000	82 per 1000	Low Due to serious risk of bias, Due to serious imprecision ⁴	Remdesivir may have little or no difference on severe adverse events
Difference: 20 fewer per 1000 (CI 95% 53 fewer - 34 more)					

- Risk of bias: Serious.** Inadequate/lack of blinding of participants and personnel, resulting in potential for performance bias, Inadequate/lack of blinding of outcome assessors, resulting in potential for detection bias; **Imprecision: Serious.** 95% CI includes significant mortality reduction and increase;
- Risk of bias: Serious.** Inadequate/lack of blinding of participants and personnel, resulting in potential for performance bias, Inadequate/lack of blinding of outcome assessors, resulting in potential for detection bias; **Imprecision: Serious.** 95% included significant mechanical ventilation requirement reduction and absence of reduction;

3. **Risk of bias: Serious.** Inadequate/lack of blinding of participants and personnel, resulting in potential for performance bias, Inadequate/lack of blinding of outcome assessors, resulting in potential for detection bias; **Imprecision: Serious.** 95%CI includes significant benefits and absence of benefits;
4. **Risk of bias: Serious.** Inadequate/lack of blinding of participants and personnel, resulting in potential for performance bias, Inadequate/lack of blinding of outcome assessors, resulting in potential for detection bias; **Imprecision: Serious.** 95%ci included significant severe adverse events increase.

Summary of findings Table 3.

Population: Patients with COVID-19 infection or exposed to COVID-19

Intervention: Hydroxychloroquine (HCQ)

Comparator: Standard of care

Outcome Time frame	Study results and measurements	Absolute effect estimates		Certainty of the evidence (quality of evidence)	Plain language summary
		SOC	HCQ		
Mortality 15 days	Relative risk: 1.07 (CI 95% 0.98 - 1.17) Based on data from 9104 patients in 13 studies Follow-up median 15 days	160 per 1000	171 per 1000	Moderate Due to serious risk of bias ¹	HCQ probably increases mortality
Mechanical ventilation 15 days	Relative risk: 1.07 (CI 95% 0.93 - 1.24) Based on data from 7297 patients in 9 studies Follow-up median 15 days	173 per 1000	185 per 1000	Moderate Due to serious risk of bias ²	HCQ probably has little or no difference on mechanical ventilation
Symptom resolution or improvement 28 days	Relative risk: 1.02 (CI 95% 0.94 - 1.1) Based on data from 6539 patients in 9 studies Follow-up 28 days	606 per 1000	618 per 1000	Moderate Due to serious inconsistency ³	HCQ probably has little or no difference on symptom resolution or improvement
COVID-19 infection (in exposed individuals) (Low risk of bias studies)	Relative risk: 0.85 (CI 95% 0.72 - 1.01) Based on data from 8320 patients in 9 studies	174 per 1000	148 per 1000	Low Due to serious imprecision, Due to serious risk of bias ⁴	HCQ may reduce covid-19 infections (in exposed individuals)
Hospitalizations (in patients with non- severe disease)	Relative risk: 0.91 (CI 95% 0.56 - 1.47) Based on data from 2789 patients in 7 studies	74 per 1000	67 per 1000	Very low Due to serious risk of bias, Due to very serious imprecision ⁵	We are uncertain whether hcq increases or decreases hospitalizations
Severe adverse events	Relative risk: 0.94 (CI 95% 0.66 - 1.34) Based on data from 8449 patients in 17 studies	102 per 1000	96 per 1000	Low Due to serious risk of bias, Due to serious imprecision ⁶	HCQ may have little or no difference on severe adverse events

- Risk of bias: serious.** Inadequate/lack of blinding of participants and personnel, resulting in potential for performance bias, Inadequate/lack of blinding of outcome assessors, resulting in potential for detection bias;
- Risk of bias: serious.** Inadequate/lack of blinding of participants and personnel, resulting in potential for performance bias, Inadequate/lack of blinding of outcome assessors, resulting in potential for detection bias;
- Risk of bias: no serious.** Inadequate/lack of blinding of participants and personnel, resulting in potential for performance bias, Inadequate/lack of blinding of outcome assessors, resulting in potential for detection bias; **Inconsistency: serious.** I2 82%; **Imprecision: no serious.** Secondary to inconsistency;
- Risk of bias: serious.** Inadequate/lack of blinding of participants and personnel, resulting in potential for performance bias; **Imprecision: serious.** 95%CI includes no infection reduction;

5. **Risk of bias: serious.** Inadequate/lack of blinding of participants and personnel, resulting in potential for performance bias, Inadequate/lack of blinding of outcome assessors, resulting in potential for detection bias; **Imprecision: very serious.** 95%CI includes significant benefits and harms;
6. **Risk of bias: serious.** Inadequate/lack of blinding of participants and personnel, resulting in potential for performance bias, Inadequate/lack of blinding of outcome assessors, resulting in potential for detection bias; **Imprecision: serious.** Low number of patients.

Summary of findings Table 4.

Population: Patients with COVID-19 infection

Intervention: Lopinavir-ritonavir (LPV)

Comparator: Standard of care

Outcome Time frame	Study results and measurements	Absolute effect estimates		Certainty of the evidence (quality of evidence)	Plain text summary
		SOC	LPV		
Mortality 28 days	Relative risk: 1.01 (CI 95% 0.92 - 1.11) Based on data from 8053 patients in 4 studies Follow-up median 28 days	160 per 1000	162 per 1000	Moderate Due to serious imprecision ¹	LPV probably has little or no difference on mortality
Difference: 2 more per 1000 (CI 95% 13 fewer - 18 more)					
Mechanical ventilation 28 days	Relative risk: 1.07 (CI 95% 0.98 - 1.17) Based on data from 7622 patients in 4 studies Follow-up median 28 days	173 per 1000	185 per 1000	High	LPV does not reduce mechanical ventilation
Difference: 12 more per 1000 (CI 95% 3 fewer - 29 more)					
Symptom resolution or improvement 28 days	Relative risk: 1.03 (CI 95% 0.92 - 1.15) Based on data from 5239 patients in 2 studies Follow-up 28 days	606 per 1000	624 per 1000	Moderate Due to serious risk of bias ²	LPV probably has little or no difference on symptom resolution or improvement
Difference: 18 more per 1000 (CI 95% 48 fewer - 91 more)					
Symptomatic infection (exposed individuals)	Relative risk: 1.4 (CI 95% 0.78 - 2.54) Based on data from 318 patients in 1 study	174 per 1000	244 per 1000	Very low Due to serious risk of bias, Due to very serious imprecision ³	We are uncertain whether LPV increases or decreases symptomatic infection in exposed individuals
Difference: 70 more per 1000 (CI 95% 38 fewer - 268 more)					
Severe adverse events	Relative risk: 0.6 (CI 95% 0.37 - 0.98) Based on data from 199 patients in 1 study	102 per 1000	61 per 1000	Low Due to serious risk of bias, Due to serious imprecision ⁴	LPV may have little or no difference on severe adverse events
Difference: 41 fewer per 1000 (CI 95% 64 fewer - 2 fewer)					

Hospitalization	Relative risk: 1.24 (CI 95% 0.6 - 2.56) Based on data from 471 patients in 1 study	74 per 1000	92 per 1000	Very low Due to very serious imprecision ⁵	We are uncertain whether LPV increases or decreases hospitalization
		Difference: 18 more per 1000 (CI 95% 30 fewer - 115 more)			

1. **Imprecision: Serious.** 95%CI includes significant mortality reduction and increase;
2. **Risk of bias: Serious.** Inadequate/lack of blinding of participants and personnel, resulting in potential for performance bias, Inadequate/lack of blinding of outcome assessors, resulting in potential for detection bias; **Imprecision: No serious.** Secondary to inconsistency;
3. **Risk of bias: Serious.** Inadequate/lack of blinding of participants and personnel, resulting in potential for performance bias; **Imprecision: Very serious.** 95%CI includes significant benefits and harms;
4. **Risk of bias: Serious.** Inadequate/lack of blinding of participants and personnel, resulting in potential for performance bias, Inadequate/lack of blinding of outcome assessors, resulting in potential for detection bias; **Imprecision: Serious.** Low number of patients;
5. **Imprecision: Very serious.** 95%CI includes significant benefits and harms.

Summary of findings Table 5.

Population: Patients with COVID-19 infection

Intervention: Convalescent plasma

Comparator: Standard of care

Outcome Time frame	Study results and measurements	Absolute effect estimates		Certainty of the evidence (quality of evidence)	Plain language summary
		SOC	CP		
Mortality (Low RoB studies) ¹ 28 days	Relative risk: 1.0 (CI 95% 0.94 - 1.06) Based on data from 15732 patients in 9 studies Follow-up median 28 days	160 per 1000	160 per 1000	High ₂	Convalescent plasma has little or no difference on mortality
Mechanical ventilation (Low RoB studies) 28 days	Relative risk: 1.05 (CI 95% 0.94 - 1.17) Based on data from 10297 patients in 7 studies Follow-up median 28 days	173 per 1000	182 per 1000	High	Convalescent plasma has little or no difference on mechanical ventilation
Symptom resolution or improvement 28 days	Relative risk: 0.99 (CI 95% 0.94 - 1.05) Based on data from 13321 patients in 9 studies Follow-up 28 days	606 per 1000	600 per 1000	Moderate Due to serious inconsistency ³	Cp probably has little or no difference on symptom resolution or improvement
Hospitalizations	Relative risk: 0.9 (CI 95% 0.64 - 1.26) Based on data from 511 patients in 1 study	74 per 1000	67 per 1000	Low Due to very serious imprecision ⁴	CP may not significantly reduce hospitalizations
Severe adverse events (Low RoB studies)	Relative risk: 1.38 (CI 95% 1.07 - 1.78) Based on data from 3234 patients in 3 studies	102 per 1000	141 per 1000	Moderate Due to serious imprecision ⁵	Convalescent plasma probably increases severe adverse events

1. Low risk of bias studies;
2. **Inconsistency: no serious.** Point estimates vary widely;
3. **Inconsistency: serious.** Point estimates vary widely;
4. **Imprecision: very serious.** Wide confidence intervals;
5. **Imprecision: serious.** Wide confidence intervals.

Summary of findings Table 6.

Population: Patients with COVID-19 infection

Intervention: Tocilizumab (TCZ)

Comparator: Standard of care

Outcome Time frame	Study results and measurements	Absolute effect estimates		Certainty of the evidence (quality of evidence)	Plain language summary
		SOC	TCZ		
Mortality 28 days	Relative risk: 0.85 (CI 95% 0.79 - 0.93) Based on data from 8455 patients in 20 studies Follow-up median 28 days	160 per 1000	136 per 1000	High	TCZ decreases mortality
Mechanical ventilation 28 days	Relative risk: 0.83 (CI 95% 0.78 - 0.9) Based on data from 7072 patients in 20 studies Follow-up median 28 days	173 per 1000	144 per 1000	High ₁	TCZ decreases mechanical ventilation
Symptom resolution or improvement 28 days	Relative risk: 1.1 (CI 95% 1.02 - 1.2) Based on data from 5456 patients in 6 studies Follow-up 28 days	606 per 1000	667 per 1000	Low Due to serious imprecision, Due to serious risk of bias ²	TCZ may increase symptom resolution or improvement
Severe adverse events	Relative risk: 0.94 (CI 95% 0.85 - 1.05) Based on data from 4254 patients in 12 studies	102 per 1000	96 per 1000	Moderate Due to serious risk of bias ³	Tcz probably has little or no difference on severe adverse events

1. **Imprecision: no serious.** 95% included significant and trivial reduction mechanical ventilation requirement reduction ;
2. **Risk of bias: serious.** Inadequate/lack of blinding of participants and personnel, resulting in potential for performance bias;
Imprecision: serious. 95%CI includes significant benefits and absence of benefits ;
3. **Risk of bias: serious. Imprecision: no serious.** 95%ci included significant severe adverse events increase.

Summary of findings Table 7.

Population: Patients with COVID-19 infection

Intervention: Anticoagulants in intermediate (i.e., enoxaparin 1 mg/kg a day) or full dose (i.e., enoxaparin 1 m/kg twice a day)

Comparator: Anticoagulants in prophylactic dose (i.e., enoxaparin 40 mg a day)

Outcome Time frame	Study results and measurements	Absolute effect estimates		Certainty of the Evidence (Quality of evidence)	Plain text summary
		SOC	ACO		
Mortality	Relative risk: 0.97 (CI 95% 0.79 - 1.19) Based on data from 5152 patients in 7 studies	160 per 1000	155 per 1000	Moderate Due to serious imprecision ¹	Anticoagulantes in intermediate or full dose probably has little or no difference on mortality in comparison with prophylactic dose
Venous thromboembolic events (intermediate dose)	Relative risk: 1.02 (CI 95% 0.53 - 1.96) Based on data from 737 patients in 2 studies	70 per 1000	71 per 1000	Low Due to very serious imprecision ²	Anticoagulantes in intermediate dose may slightly reduce venous thromboembolic events
Venous thromboembolic events (full dose)	Relative risk: 0.59 (CI 95% 0.44 - 0.79) Based on data from 4419 patients in 4 studies	70 per 1000	41 per 1000	Moderate Due to serious imprecision ³	Anticoagulantes in intermediate or full dose probably decreases venous thromboembolic events (full dose)
Major bleeding	Relative risk: 1.72 (CI 95% 1.14 - 2.61) Based on data from 5153 patients in 6 studies	19 per 1000	33 per 1000	Moderate Due to serious imprecision ⁴	Anticoagulantes in intermediate or full dose probably increases major bleeding

1. **Imprecision: Serious.** 95%CI includes small benefits and harms;
2. **Imprecision: Very serious.** 95%CI includes significant benefits and harms;
3. **Imprecision: Serious.** OIS not met;
4. **Imprecision: Serious.** 95%CI includes harms and absence of harms.

Summary of findings Table 8.

Population: Patients with COVID-19 infection

Intervention: Non-corticosteroids anti-inflammatory drugs (NSAID)

Comparator: Standard of care

Outcome Time frame	Study results and measurements	Absolute effect estimates		Certainty of the evidence (quality of evidence)	Plain text summary
		SOC	NSAID		
Mortality 28 days	Odds Ratio: 0.83 (CI 95% 0.66 - 1.05) Based on data from 2465490 patients in 6 studies	160 per 1000	137 per 1000	Very low Due to very serious risk of bias ¹	We are uncertain whether NSAID increases or decreases mortality
Difference: 23 fewer per 1000 (CI 95% 48 fewer - 7 more)					

1. Risk of bias: Very serious.

Summary of findings Table 9.

Population: Patients with COVID-19 infection

Intervention: Interferon beta-1a (IFN-B-1a)

Comparator: Standard of care

Outcome Time frame	Study results and measurements	Absolute effect estimates		Certainty of the evidence (quality of evidence)	Plain text summary
		SOC	IFN		
Mortality 28 days	Relative risk: 1.04 (CI 95% 0.88 - 1.23) Based on data from 4242 patients in 3 studies Follow-up median 28 days	160 per 1000	166 per 1000	Moderate Due to serious imprecision ¹	IFN-B-1a probably has little or no difference on mortality
Difference: 6 more per 1000 (CI 95% 19 fewer - 37 more)					
Mechanical ventilation 28 days	Relative risk: 0.98 (CI 95% 0.83 - 1.16) Based on data from 3981 patients in 3 studies Follow-up 28 days	173 per 1000	170 per 1000	Moderate Due to serious imprecision ²	IFN-B-1a probably has little or no difference on mechanical ventilation
Difference: 3 fewer per 1000 (CI 95% 29 fewer - 28 more)					
Symptom resolution or improvement 28 days	Hazard Ratio: 1.1 (CI 95% 0.64 - 1.87) Based on data from 121 patients in 2 studies Follow-up 28 days	606 per 1000	641 per 1000	Very low Due to serious risk of bias, Due to very serious imprecision ³	We are uncertain whether IFN-B-1a increases or decreases symptom resolution or improvement
Difference: 35 more per 1000 (CI 95% 157 fewer - 219 more)					
Symptom resolution or improvement (inhaled) ⁴ 30 days	Hazard Ratio: 2.19 (CI 95% 1.03 - 4.69) Based on data from 81 patients in 1 study Follow-up 28 days	606 per 1000	870 per 1000	Low Due to very serious imprecision ⁵	IFN-B-1a (inhaled) may increase symptom resolution or improvement
Difference: 264 more per 1000 (CI 95% 11 more - 381 more)					

- Imprecision: Serious.** 95%CI includes significant mortality reduction and increase;
- Risk of bias: No serious.** Inadequate/lack of blinding of participants and personnel, resulting in potential for performance bias, Inadequate/lack of blinding of outcome assessors, resulting in potential for detection bias; **Imprecision: Serious.** 95% included significant mechanical ventilation requirement reduction and increase;
- Risk of bias: Serious.** Inadequate/lack of blinding of participants and personnel, resulting in potential for performance bias, Inadequate/lack of blinding of outcome assessors, resulting in potential for detection bias, Inadequate concealment of allocation during randomization process, resulting in potential for selection bias; **Imprecision: Very serious.** 95%CI includes significant benefits and absence of benefit ;
- Nebulizations;
- Imprecision: Very serious.** 95%CI includes significant benefits and absence of benefits.

Summary of findings Table 10.

Population: Patients with COVID-19 infection

Intervention: Bamlanivimab +/- etesevimab

Comparator: Standard of care

Outcome Time frame	Study results and measurements	Absolute effect estimates		Certainty of the evidence (quality of evidence)	Plain text summary
		SOC	Bamlanivimab +/- etesevimab		
Mortality	Relative risk: 0.68 (CI 95% 0.17 - 2.8) Based on data from 2315 patients in 3 studies	160 per 1000	109 per 1000	Very low Due to serious imprecision, Due to very serious imprecision ¹	We are uncertain whether bamlanivimab increases or decreases mortality
		Difference: 51 fewer per 1000 (CI 95% 133 fewer - 288 more)			
Symptom resolution or improvement ²	Relative risk: 1.02 (CI 95% 0.99 - 1.06) Based on data from 1750 patients in 3 studies	606 per 1000	618 per 1000	Moderate Due to serious imprecision ³	Bamlanivimab probably has little or no difference on symptom resolution or improvement
		Difference: 12 more per 1000 (CI 95% 6 fewer - 36 more)			
Symptomatic infection ⁵	Relative risk: 0.56 (CI 95% 0.39 - 0.81) Based on data from 961 patients in 1 study Follow-up 28 days	174 per 1000	97 per 1000	Moderate Due to serious imprecision ⁴	Bamlanivimab probably decreases symptomatic infection
		Difference: 77 fewer per 1000 (CI 95% 106 fewer - 33 fewer)			
Severe adverse events	Hazard Ratio: 1.16 (CI 95% 0.76 - 1.78) Based on data from 3340 patients in 5 studies	102 per 1000	117 per 1000	Low Due to very serious imprecision ⁶	Bamlanivimab may increase severe adverse events
		Difference: 15 more per 1000 (CI 95% 23 fewer - 72 more)			
Hospitalization ⁷	Hazard Ratio: 0.29 (CI 95% 0.17 - 0.51) Based on data from 1487 patients in 2 studies	74 per 1000	22 per 1000	Moderate Due to serious imprecision ⁸	We are uncertain whether bamlanivimab increases or decreases hospitalization
		Difference: 52 fewer per 1000 (CI 95% 61 fewer - 36 fewer)			

1. **Imprecision: Very serious.** 95%CI includes significant benefits and harms;
2. Symptomatic infection in persons at risk or exposed to SARS-CoV2;
3. **Imprecision: Serious.** 95%CI includes benefits and absence of benefits;
4. **Imprecision: Serious.** OIS not met;
5. Symptomatic infection in persons at risk or exposed to SARS-CoV2;
6. **Imprecision: Very serious.** 95%CI includes significant benefits and harms;
7. Hospitalizations in persons with mild to moderate SARS-CoV2;
8. **Imprecision: Serious.** Low number of patients.

Summary of findings Table 11.

Population: Patients with COVID-19 infection

Intervention: Favipiravir

Comparator: Standard of care

Outcome Time frame	Study results and measurements	Absolute effect estimates		Certainty of the evidence (quality of evidence)	Plain language summary
		SOC	Favipiravir		
Mechanical ventilation 28 days	Relative risk: 1.16 (CI 95% 0.25 - 5.35) Based on data from 525 patients in 3 studies Follow-up median 28 days	173 per 1000	201 per 1000	Low Due to very serious imprecision ¹	Favipiravir may have little or no difference on mechanical ventilation
Mortality 28 days	Relative risk: 1.16 (CI 95% 0.7 - 1.94) Based on data from 672 patients in 4 studies Follow-up median 28 days	160 per 1000	186 per 1000	Low Due to very serious imprecision ²	Favipiravir may have little or no difference on mortality
Severe adverse events ³ 30 days	Relative risk: 0.64 (CI 95% 0.29 - 1.41) Based on data from 519 patients in 3 studies Follow-up 28 days	606 per 1000	388 per 1000	Very low Due to very serious imprecision, Due to serious risk of bias ⁴	We are uncertain whether favipiravir increases or decreases severe adverse events
Symptom resolution or improvement 28 days	Relative risk: 0.99 (CI 95% 0.9 - 1.09) Based on data from 373 patients in 1 study Follow-up 28 days	606 per 1000	600 per 1000	Moderate Due to serious imprecision ⁵	Favipiravir probably has little or no difference on symptom resolution or improvement
Hospitalization (in patients with non- severe disease)	Relative risk: 0.75 (CI 95% 0.13 - 4.36) Based on data from 168 patients in 1 study Follow-up 28 days	606 per 1000	455 per 1000	Very low Due to serious risk of bias, Due to very serious imprecision ⁶	We are uncertain whether favipiravir increases or decreases hospitalization (in patients with non-severe disease)

- Imprecision: very serious.** 95%CI includes significant benefits and harms;
- Imprecision: very serious.** 95%CI includes significant mortality reduction and increase;
- Nebulizations;
- Risk of bias: serious.** Inadequate/lack of blinding of participants and personnel, resulting in potential for performance bias;
Imprecision: very serious. 95%CI includes significant benefits and absence of benefits;
- Imprecision: serious.** 95%CI includes significant benefits and absence of benefits;
- Risk of bias: serious.** Inadequate/lack of blinding of outcome assessors, resulting in potential for detection bias; **Imprecision: very serious.** 95%CI includes significant benefits and absence of benefits.

Summary of findings Table 12.

Population: Patients with COVID-19 infection

Intervention: Ivermectin

Comparator: Standard of care

Outcome Time frame	Study results and measurements	Absolute effect estimates		Certainty of the evidence (quality of evidence)	Plain text summary
		SOC	Ivermectin		
Mortality (Low risk of bias studies) ¹	Relative risk: 0.96 (CI 95% 0.58 - 1.59) Based on data from 1412 patients in 6 studies	160 per 1000	154 per 1000	Low Due to very serious imprecision ²	Ivermectin may have little or no difference in mortality
Difference: 6 fewer per 1000 (CI 95% 67 fewer - 94 more)					
Mechanical ventilation	Relative risk: 1.05 (CI 95% 0.64 - 1.72) Based on data from 1046 patients in 6 studies	173 per 1000	182 per 1000	Low Due to very serious imprecision ³	Ivermectin may have little or no difference on mechanical ventilation
Difference: 9 more per 1000 (CI 95% 62 fewer - 125 more)					
Symptom resolution or improvement (Low risk of bias studies)	Relative risk: 1.02 (CI 95% 0.96 - 1.1) Based on data from 635 patients in 3 studies	606 per 1000	618 per 1000	Moderate Due to serious imprecision ⁴	Ivermectin probably has little or no difference on symptom resolution or improvement
Difference: 12 more per 1000 (CI 95% 24 fewer - 61 more)					
Symptomatic infection ⁵	Relative risk: 0.22 (CI 95% 0.09 - 0.53) Based on data from 1974 patients in 4 studies	174 per 1000	38 per 1000	Very low Due to very serious risk of bias, Due to serious imprecision ⁶	We are uncertain whether ivermectin increases or decreases symptomatic infection
Difference: 136 fewer per 1000 (CI 95% 158 fewer - 82 fewer)					
Severe adverse events	Relative risk: 1.04 (CI 95% 0.32 - 3.38) Based on data from 824 patients in 4 studies Follow-up 28 days	102 per 1000	106 per 1000	Very low Due to very serious imprecision, Due to very serious risk of bias ⁷	We are uncertain whether ivermectin increases or decreases severe adverse events
Difference: 4 more per 1000 (CI 95% 69 fewer - 243 more)					
	Relative risk: 0.62 (CI 95% 0.36 - 1.07)	102 per 1000	63 per 1000	Low	Ivermectin may decrease

Hospitalization (in non-severe patients)	Based on data from 1088 patients in 4 studies Follow-up 28 days	Difference: 39 fewer per 1000 (CI 95% 65 fewer - 7 more)	Due to very serious imprecision ⁸	hospitalizations in non-severe patients
--	--	--	--	---

1. Base on low risk of bias studies;
2. **Imprecision: Very serious.** 95%CI includes significant benefits and harms;
3. **Imprecision: Very serious.** Wide confidence intervals; **Publication bias: Serious;**
4. **Imprecision: Serious.** Wide confidence intervals;
5. Symptomatic infection in persons at risk or exposed to SARS-CoV2;
6. **Risk of bias: Very serious.** Inadequate concealment of allocation during randomization process, resulting in potential for selection bias, Inadequate/lack of blinding of participants and personnel, resulting in potential for performance bias, Inadequate/lack of blinding of outcome assessors, resulting in potential for detection bias; **Imprecision: Serious.** Few events, optimal information size not met (n=86);
7. **Risk of bias: Serious.** Inadequate concealment of allocation during randomization process, resulting in potential for selection bias, Inadequate/lack of blinding of participants and personnel, resulting in potential for performance bias, Inadequate/lack of blinding of outcome assessors, resulting in potential for detection bias; **Imprecision: Very serious.** 95%CI includes significant benefits and absence of benefits;
8. **Imprecision: Serious.** 95%CI includes significant benefits and absence of benefits; **Publication bias: Serious.**

Summary of findings Table 13.

Population: Patients with COVID-19 infection

Intervention: Baricitinib

Comparator: Standard of care

Outcome Time frame	Study results and measurements	Absolute effect estimates		Certainty of the evidence (quality of evidence)	Plain text summary
		SOC	Baricitinib		
Mortality	Relative risk: 0.63 (CI 95% 0.48 - 0.81) Based on data from 2558 patients in 2 studies	160 per 1000	101 per 1000	Moderate Due to serious risk of bias ¹	Baricitinib probably decreases mortality
		Difference: 59 fewer per 1000 (CI 95% 83 fewer - 30 fewer)			
Invasive mechanical ventilation	Relative risk: 0.66 (CI 95% 0.46 - 0.93) Based on data from 922 patients in 1 study Follow-up 30 days	173 per 1000	114 per 1000	Low Due to serious risk of bias, Due to serious imprecision ²	Baricitinib may decrease invasive mechanical ventilation
		Difference: 59 fewer per 1000 (CI 95% 93 fewer - 12 fewer)			
Symptom resolution or improvement	Relative risk: 1.25 (CI 95% 1.11 - 1.41) Based on data from 1797 patients in 2 studies Follow-up 30 days	606 per 1000	758 per 1000	Moderate Due to serious risk of bias ³	Baricitinib probably improves symptom resolution or improvement
		Difference: 152 more per 1000 (CI 95% 67 more - 248 more)			
Severe adverse events	Relative risk: 0.77 (CI 95% 0.63 - 0.95) Based on data from 2558 patients in 2 studies Follow-up 30 days	102 per 1000	79 per 1000	Low Due to serious risk of bias, Due to serious imprecision ⁴	Baricitinib may have little or no difference on severe adverse events
		Difference: 23 fewer per 1000 (CI 95% 38 fewer - 5 fewer)			

1. **Risk of bias: Serious. Incomplete data and/or large loss to follow-up;**
2. **Risk of bias: Serious. Incomplete data and/or large loss to follow-up; Imprecision: Serious. Low number of patients;**
3. **Risk of bias: Serious. Incomplete data and/or large loss to follow-up;**
4. **Risk of bias: Serious. Incomplete data and/or large loss to follow-up; Imprecision: Serious. Low number of events.**

Summary of findings Table 14.

Population: Patients with COVID-19 infection

Intervention: Azithromycin

Comparator: Standard of care

Outcome Time frame	Study results and measurements	Absolute effect estimates		Certainty of the evidence (quality of evidence)	Plain text summary
		SOC	Azithromycin		
Mortality	Relative risk: 1.01 (CI 95% 0.92 - 1.1) Based on data from 8272 patients in 3 studies	160 per 1000	162 per 1000	Moderate Due to serious imprecision ¹	Azithromycin probably has little or no difference on mortality
		Difference: 2 more per 1000 (CI 95% 13 fewer - 16 more)			
Invasive mechanical ventilation	Relative risk: 0.94 (CI 95% 0.78 - 1.13) Based on data from 8544 patients in 3 studies	173 per 1000	163 per 1000	Moderate Due to serious imprecision ²	Azithromycin probably has little or no difference on invasive mechanical ventilation
		Difference: 10 fewer per 1000 (CI 95% 38 fewer - 22 more)			
Symptom resolution or improvement ³	Relative risk: 1.02 (CI 95% 0.99 - 1.04) Based on data from 9287 patients in 4 studies	606 per 1000	618 per 1000	High	Azithromycin has little or no difference on symptom resolution or improvement
		Difference: 12 more per 1000 (CI 95% 6 fewer - 24 more)			
Severe adverse events	Relative risk: 1.23 (CI 95% 0.51 - 2.96) Based on data from 439 patients in 1 study Follow-up 28 days	102 per 1000	125 per 1000	Very low Due to very serious imprecision, Due to very serious risk of bias ⁴	We are uncertain whether azithromycin increases or decreases severe adverse events
		Difference: 23 more per 1000 (CI 95% 50 fewer - 200 more)			
Hospitalizations	Relative risk: 0.98 (CI 95% 0.52 - 1.86) Based on data from 493 patients in 2 studies Follow-up 21 days	102 per 1000	100 per 1000	Low Due to serious risk of bias, Due to serious imprecision ⁵	Azithromycin may have little or no difference on hospitalizations
		Difference: 2 fewer per 1000 (CI 95% 49 fewer - 88 more)			

1. **Imprecision: Serious.** 95%CI includes significant benefits and harms;
2. **Imprecision: Serious.** 95%CI includes significant benefits and harms;
3. Symptomatic infection in persons at risk or exposed to SARS-CoV2;
4. **Risk of bias: Serious.** Inadequate concealment of allocation during randomization process, resulting in potential for selection bias, Inadequate/lack of blinding of participants and personnel, resulting in potential for performance bias, Inadequate/lack of blinding of

outcome assessors, resulting in potential for detection bias; **Imprecision: Very serious.** 95%CI includes significant benefits and absence of benefits;

5. **Risk of bias: Serious.** Inadequate concealment of allocation during randomization process, resulting in potential for selection bias, Inadequate/lack of blinding of participants and personnel, resulting in potential for performance bias, Inadequate/lack of blinding of outcome assessors, resulting in potential for detection bias, Incomplete data and/or large loss to follow-up; **Imprecision: Serious.** 95%CI includes significant benefits and absence of benefits.

Summary of findings Table 15.

Population: Patients with COVID-19 infection

Intervention: Colchicine

Comparator: Standard of care

Outcome Time frame	Study results and measurements	Absolute effect estimates		Certainty of the evidence (quality of evidence)	Plain text summary
		SOC	Colchicine		
Mortality	Relative risk: 1.0 (CI 95% 0.93 - 1.08) Based on data from 16005 patients in 4 studies	160 per 1000	160 per 1000	Moderate Due to serious imprecision ¹	Colchicine probably has little or no difference on mortality
		Difference: 0 fewer per 1000 (CI 95% 11 fewer - 13 more)			
Invasive mechanical ventilation	Relative risk: 1.02 (CI 95% 0.92 - 1.13) Based on data from 15404 patients in 3 studies Follow-up 30 days	173 per 1000	176 per 1000	Moderate Due to serious imprecision ²	Colchicine probably has little or no difference on invasive mechanical ventilation
		Difference: 3 more per 1000 (CI 95% 14 fewer - 22 more)			
Symptom resolution or improvement	Relative risk: 0.99 (CI 95% 0.96 - 1.01) Based on data from 11340 patients in 1 study Follow-up 30 days	173 per 1000	171 per 1000	High	Colchicine has little or no difference on symptom resolution or improvement
		Difference: 2 fewer per 1000 (CI 95% 7 fewer - 2 more)			
Severe adverse events	Relative risk: 0.78 (CI 95% 0.61 - 1.0) Based on data from 4488 patients in 1 study Follow-up 30 days	102 per 1000	80 per 1000	High	Colchicine has little or no difference on severe adverse events
		Difference: 22 fewer per 1000 (CI 95% 40 fewer - 0 fewer)			
Pulmonary embolism	Relative risk: 5.55 (CI 95% 1.23 - 25.0) Based on data from 4399 patients in 1 study Follow-up 30 days	0.9 per 1000	5.0 per 1000	Low Due to very serious imprecision ³	Colchicine may have little or no difference on pulmonary embolism
		Difference: 4.1 more per 1000 (CI 95% 0.21 more - 21.6 more)			
	Relative risk: 0.8 (CI 95% 0.62 - 1.03)	74 per 1000	59 per 1000	Low	Colchicine may decrease

Hospitalization (in patients with non-severe disease)	Based on data from 4488 patients in 1 study Follow-up 30 days	Difference: 15 fewer per 1000 (CI 95% 28 fewer - 2 more)	Due to very serious imprecision ⁴	hospitalization in patients with non-severe disease
---	--	--	--	---

1. **Imprecision: Serious.** 95% CI includes significant benefits and harms;
2. **Imprecision: Serious.** 95% CI includes benefits and harms;
3. **Imprecision: Very serious.** 95% CI includes significant benefits and absence of benefits , Low number of patients, Wide confidence intervals;
4. **Imprecision: Very serious.** Low number of patients, Wide confidence intervals.

Summary of findings Table 16.

Population: Patients with COVID-19 infection

Intervention: Sofosbuvir +/- daclatasvir, ledipasvir, or velpatasvir

Comparator: Standard of care

Outcome Time frame	Study results and measurements	Absolute effect estimates		Certainty of the evidence (quality of evidence)	Plain text summary
		SOC	Sofosbuvir +/- daclatasvir, ledipasvir or velpatasvir		
Mortality	Relative risk: 1.13 (CI 95% 0.82 - 1.55) Based on data from 1163 patients in 2 studies	160 per 1000	181 per 1000	Low Due to very serious imprecision ¹	Sofosbuvir alone or in combination may have little or no difference on mortality
		Difference: 21 more per 1000 (CI 95% 29 fewer - 88 more)			
Invasive mechanical ventilation	Relative risk: 1.04 (CI 95% 0.29 - 3.7) Based on data from 1083 patients in 1 study Follow-up 30 days	173 per 1000	180 per 1000	Very low Due to very serious imprecision ²	We are uncertain whether sofosbuvir +/- daclatasvir, ledipasvir or velpatasvir increases or decreases invasive mechanical ventilation
		Difference: 7 more per 1000 (CI 95% 123 fewer - 467 more)			
Symptom resolution or improvement	Relative risk: 0.97 (CI 95% 0.9 - 1.06) Based on data from 1343 patients in 5 studies Follow-up 7 days	606 per 1000	588 per 1000	Moderate Due to serious imprecision ³	Sofosbuvir alone or in combination probably has little or no difference on symptom resolution or improvement
		Difference: 18 fewer per 1000 (CI 95% 61 fewer - 36 more)			

1. **Imprecision: Very serious.** 95%CI includes significant benefits and harms;
2. **Imprecision: Very serious.** 95%CI includes significant benefits and harms;
3. **Inconsistency: Serious. Imprecision: Serious.** Wide confidence intervals.

Summary of findings Table 17.

Patients with COVID-19 infection

Intervention: REGEN-COV (casirivimab and imdevimab)

Comparator: Standard of care

Outcome Time frame	Study results and measurements	Absolute effect estimates		Certainty of the evidence (quality of evidence)	Plain text summary
		SOC	REGEN-COV (casirivimab and imdevimab)		
Mortality	Relative risk: 0.94 (CI 95% 0.87 - 1.02) Based on data from 13965 patients in 2 studies	160 per 1000	150 per 1000	Moderate Due to very serious imprecision ¹	Regen-cov (casirivimab and imdevimab) probably has little or no difference on mortality
		Difference: 10 fewer per 1000 (CI 95% 21 fewer - 3 more)			
Mortality (seronegative)	Relative risk: 0.8 (CI 95% 0.7 - 0.91) Based on data from 3153 patients in 1 study	160 per 1000	128 per 1000	Moderate Due to serious indirectness ²	Regen-cov (casirivimab and imdevimab) probably decreases mortality in seronegative patients
		Difference: 32 fewer per 1000 (CI 95% 48 fewer - 14 fewer)			
Invasive mechanical ventilation	Relative risk: 0.96 (CI 95% 0.89 - 1.03) Based on data from 13387 patients in 2 studies Follow-up 30 days	173 per 1000	166 per 1000	Moderate Due to very serious imprecision ³	Regen-cov (casirivimab and imdevimab) probably has little or no difference on invasive mechanical ventilation
		Difference: 7 fewer per 1000 (CI 95% 19 fewer - 5 more)			
Invasive mechanical ventilation (seronegative)	Relative risk: 0.88 (CI 95% 0.73 - 1.06) Based on data from 3083 patients in 1 study Follow-up 30 days	173 per 1000	152 per 1000	Low Due to serious indirectness, Due to serious imprecision ⁴	Regen-cov (casirivimab and imdevimab) may decrease invasive mechanical ventilation in seronegative patients
		Difference: 21 fewer per 1000 (CI 95% 47 fewer - 10 more)			
	Relative risk: 1.06 (CI 95% 0.96 - 1.16)	606 per 1000	642 per 1000	Moderate Due to serious imprecision ⁵	Regen-cov (casirivimab and

Symptom resolution or improvement	Based on data from 13549 patients in 2 studies Follow-up 30 days	Difference: 36 more per 1000 (CI 95% 24 fewer - 97 more)			imdevimab) probably has little or no difference on symptom resolution or improvement
Symptom resolution or improvement (seronegative)	Relative risk: 1.12 (CI 95% 1.01 - 1.25) Based on data from 5757 patients in 2 studies Follow-up 30 days	606 per 1000	679 per 1000	Moderate Due to serious indirectness ⁶	Regen-cov (casirivimab and imdevimab) probably increases symptom resolution or improvement in seronegative patients
		Difference: 73 more per 1000 (CI 95% 6 more - 152 more)			
Hospitalization (in patients with non-severe disease)	Relative risk: 0.29 (CI 95% 0.18 - 0.44) Based on data from 4384 patients in 2 studies Follow-up 30 days	74 per 1000	21 per 1000	Moderate Due to serious imprecision ⁷	Regen-cov (casirivimab and imdevimab) probably improves hospitalization in patients with recent onset non-severe disease
		Difference: 53 fewer per 1000 (CI 95% 61 fewer - 41 fewer)			
Symptomatic infection (in exposed individuals)	Relative risk: 0.69 (CI 95% 0.47 - 1.0) Based on data from 204 patients in 1 study Follow-up 30 days	74 per 1000	51 per 1000	Low Due to serious imprecision, Due to very serious imprecision ⁸	Regen-cov (casirivimab and imdevimab) may decrease symptomatic infection in exposed individuals
		Difference: 23 fewer per 1000 (CI 95% 39 fewer - 0 fewer)			
Severe adverse events	Relative risk: 0.63 (CI 95% 0.48 - 0.81) Based on data from 5735 patients in 2 studies Follow-up 30 days	102 per 1000	64 per 1000	Moderate Due to serious imprecision ⁹	Regen-cov (casirivimab and imdevimab) probably has little or no difference on severe adverse events
		Difference: 38 fewer per 1000 (CI 95% 53 fewer - 19 fewer)			

1. **Risk of bias: No serious.** Incomplete data and/or large loss to follow-up; **Imprecision: Very serious.** Wide confidence intervals;
2. **Risk of bias: No serious.** Incomplete data and/or large loss to follow-up; **Indirectness: Serious.** Subgroup analysis; **Imprecision: Very serious;**
3. **Risk of bias: No serious.** Incomplete data and/or large loss to follow-up; **Imprecision: Very serious.** Wide confidence intervals;
4. **Risk of bias: No serious.** Incomplete data and/or large loss to follow-up; **Indirectness: Serious.** Subgroup analysis; **Imprecision: Serious.** Low number of events, Wide confidence intervals;
5. **Imprecision: Serious.** Wide confidence intervals;
6. **Indirectness: Serious.** Subgroup analysis;
7. **Risk of bias: No serious.** Incomplete data and/or large loss to follow-up; **Imprecision: Serious.** Low number of events;
8. **Risk of bias: No serious.** Incomplete data and/or large loss to follow-up; **Imprecision: Very serious.** Low number of events, Wide confidence intervals;
9. **Imprecision: Serious.** Low number of events.

Summary of findings Table 18.

Patients with COVID-19 infection
Intervention: Inhaled corticosteroids
Comparator: Standard of care

Outcome Time frame	Study results and measurements	Absolute effect estimates		Certainty of the evidence (quality of evidence)	Plain language summary
		SOC	Inhaled corticosteroids		
Mortality	Relative risk: 0.85 (CI 95% 0.64 - 1.12) Based on data from 1856 patients in 1 study	160 per 1000	136 per 1000	Very low Due to serious risk of bias, Due to very serious imprecision ¹	We are uncertain whether inhaled corticosteroids increases or decreases mortality
Invasive mechanical ventilation	Relative risk: 0.94 (CI 95% 0.44 - 1.98) Based on data from 1560 patients in 1 study	173 per 1000	163 per 1000	Very low Due to serious risk of bias, Due to very serious imprecision ²	We are uncertain whether inhaled corticosteroids increases or decreases invasive mechanical ventilation
Symptom resolution or improvement ³	Relative risk: 1.16 (CI 95% 1.08 - 1.24) Based on data from 2187 patients in 4 studies	606 per 1000	703 per 1000	Moderate Due to serious risk of bias ⁴	Inhaled corticosteroids probably increases symptom resolution or improvement
Hospitalizations	Relative risk: 0.82 (CI 95% 0.62 - 1.08) Based on data from 2256 patients in 2 studies	74 per 1000	61 per 1000	Low Due to serious risk of bias, Due to serious imprecision ⁵	Inhaled corticosteroids may decrease hospitalizations

1. **Risk of bias: serious.** Inadequate/lack of blinding of participants and personnel, resulting in potential for performance bias;
Imprecision: very serious. 95%CI includes significant benefits and harms;
2. **Risk of bias: serious.** Inadequate/lack of blinding of participants and personnel, resulting in potential for performance bias;
Imprecision: very serious. 95%CI includes significant benefits and harms;
3. Symptomatic infection in persons at risk or exposed to SARS-CoV2;
4. **Risk of bias: serious.** Inadequate/lack of blinding of participants and personnel, resulting in potential for performance bias;
5. **Risk of bias: serious.** Inadequate/lack of blinding of participants and personnel, resulting in potential for performance bias;
Imprecision: serious. 95%CI includes significant benefits and absence of benefits; wide confidence intervals.

Summary of findings Table 19.

Patients with COVID-19 infection

Intervention: Fluvoxamine

Comparator: Standard of care

Outcome Time frame	Study results and measurements	Absolute effect estimates		Certainty of the evidence (quality of evidence)	Plain language summary
		SOC	Fluvoxamine		
Hospitalizations	Relative risk: 0.78 (CI 95% 0.59 - 1.04) Based on data from 1856 patients in 1 study	74 per 1000	58 per 1000	Moderate Due to serious imprecision ¹	Fluvoxamine probably reduces hospitalizations
Mortality	Relative risk: 0.7 (CI 95% 0.38 - 1.3) Based on data from 1472 patients in 1 study	160 per 1000	112 per 1000	Very low Due to very serious imprecision ²	There were too few who experienced the mortality, to determine whether fluvoxamine made a difference
Severe adverse events ³	Relative risk: 0.74 (CI 95% 0.49 - 1.13) Based on data from 1472 patients in 1 study	102 per 1000	75 per 1000	Low Due to serious risk of bias, Due to very serious imprecision ⁴	Fluvoxamine may not increase severe adverse events

1. **Imprecision: serious.** 95%CI includes significant benefits and absence of benefits;
2. **Imprecision: very serious.** 95%CI includes significant benefits and harms;
3. Symptomatic infection in persons at risk or exposed to SARS-CoV2;
4. **Risk of bias: no serious.** Inadequate/lack of blinding of participants and personnel, resulting in potential for performance bias;
Imprecision: very serious. Wide confidence intervals.

References

1. World Health Organization. Commentaries: Off-label use of medicines for COVID-19 (Scientific brief, 31 March 2020) [Internet]. Geneva: World Health Organization; 2020 [cited 7 December 2020]. Available from: <https://www.who.int/news-room/commentaries/detail/off-label-use-of-medicines-for-covid-19>
2. The L·OVE Platform. Methods for the special L·OVE of coronavirus infection [Internet]. Santiago: Epistemonikos Foundation; 2020 [cited 7 December 2020]. Available from: <https://app.iloveevidence.com/covid-19>
3. World Health Organization. WHO R&D Blueprint novel Coronavirus: outline of trial designs for experimental therapeutics. WHO reference number WHO/HEO/R&D Blueprint (nCoV)/2020.4. Geneva: World Health Organization; 2020. Available at: <https://apps.who.int/iris/bitstream/handle/10665/330694/WHO-HEO-RDBlueprintnCoV-2020.4-eng.pdf?ua=1>
4. Schünemann HJ, Cuello C, Akl EA, Mustafa RA, Meerpohl JJ, Thayer K, et al. GRADE Guidelines: 18. How ROBINS-I and other tools to assess risk of bias in nonrandomized studies should be used to rate the certainty of a body of evidence. *J Clin Epidemiol* 2019;111(July):105–14. Available from: <https://doi.org/10.1016/j.jclinepi.2018.01.012>.
5. Docherty AB, Mulholland RH, Lone NI, Cheyne CP, De Angelis D, Diaz-Ordaz K, et al. Changes in UK hospital mortality in the first wave of COVID-19: the ISARIC WHO Clinical Characterisation Protocol prospective multicentre observational cohort study. *MedRxiv* 2020. Available from: <http://medrxiv.org/lookup/doi/10.1101/2020.12.19.20248559>
6. International Severe Acute Respiratory and emerging Infections Consortium, Hall M, Pritchard M, Dankwa EA, Baillie JK, Carson G, et al. ISARIC Clinical Data Report 20 November 2020 [Internet]. *MedRxiv* 2020. Available from: <http://medrxiv.org/lookup/doi/10.1101/2020.07.17.20155218>
7. Chu DK, Akl EA, Duda S, Solo K, Yaacoub S, Schünemann HJ, et al. Physical distancing, face masks, and eye protection to prevent person-to-person transmission of SARS-CoV-2 and COVID-19: a systematic review and meta-analysis. *Lancet* 2020;395:1973-1987. Available from: [https://doi.org/10.1016/S0140-6736\(20\)31142-9](https://doi.org/10.1016/S0140-6736(20)31142-9).
8. Sterne JAC, Savović J, Page MJ, Elbers RG, Blencowe NS, Boutron I, et al. RoB 2: A revised tool for assessing risk of bias in randomised trials. *BMJ* 2019;366:l4898. Available from: <https://doi.org/10.1136/bmj.l4898>.
9. Guyatt GH, Oxman AD, Vist GE, et al. GRADE: an emerging consensus on rating quality of evidence and strength of recommendations. *BMJ* 2008; 336: 924–26.

10. Axfors C, Schmitt AM, Janiaud P, van 't Hooft J, Abd-Elsalam S, Abdo EF, et al.. Mortality outcomes with hydroxychloroquine and chloroquine in COVID-19: an international collaborative meta-analysis of randomized trials [Preprint]. MedRxiv 2020. Available from: <https://doi.org/10.1101/2020.09.16.20194571>.
11. Fontana P, Casini A, Robert-Ebadi H, Glauser F, Righini M, Blondon M. Venous thromboembolism in COVID-19: systematic review of reported risks and current guidelines. *Swiss Med Wkly* 2020;150:w20301. Available from: <https://doi.org/10.4414/smw.2020.20301>.
12. Pan-American Health Organization. Guidelines for critical care of seriously ill adult patients with coronavirus (COVID-19) in the Americas: short version v-1. Washington DC: PAHO;2020. Available from: <https://iris.paho.org/handle/10665.2/52184>
13. Yuan X, Yi W, Liu B, Tian S, Cao F, Wang R, et al. Pulmonary radiological change of COVID-19 patients with 99mTc-MDP treatment [Preprint]. MedRxiv 2020. Available from: <https://doi.org/10.1101/2020.04.07.20054767>.
14. Fakharian A, Barati S, Mirenayat M, Rezaei M, Haseli S, Torkaman P, et al. Evaluation of adalimumab effects in managing severe cases of COVID-19: A randomized controlled trial. *International Immunopharmacology*. 2021 Oct;99:107961.
15. Siami Z, Aghajanian S, Mansouri S, Mokhames Z, Pakzad R, Kabir K, et al. Effect of Ammonium Chloride in addition to standard of care in outpatients and hospitalized COVID-19 patients: a randomized clinical trial. *International Journal of Infectious Diseases*. 2021 Apr;S1201971221003544.
16. Bureau S, Dougados M, Tibi A, Azoulay E, Cadranel J, Emmerich J, et al. Effect of anakinra versus usual care in adults in hospital with COVID-19 and mild-to-moderate pneumonia (CORIMUNO-ANA-1): a randomised controlled trial. *The Lancet Respiratory Medicine*. 2021 Jan;S2213260020305567.
17. Kyriazopoulou E, Poulakou G, Milionis H, Metallidis S, Adamis G, Tsiakos K, et al. Early Anakinra Treatment for COVID-19 Guided by Urokinase Plasminogen Receptor [Internet]. *Infectious Diseases (except HIV/AIDS)*; 2021 May [cited 2021 May 24]. Available from: <http://medrxiv.org/lookup/doi/10.1101/2021.05.16.21257283>
18. Cohen JB, Hanff TC, William P, Sweitzer N, Rosado-Santander NR, Medina C, et al. Continuation versus discontinuation of renin-angiotensin system inhibitors in patients admitted to hospital with COVID-19: a prospective, randomised, open-label trial. *Lancet Respir Med*. 2021 Jan 7.
19. Lopes RD, Macedo AVS, de Barros E Silva PGM, Moll-Bernardes RJ, dos Santos TM, Mazza L, et al. Effect of Discontinuing vs Continuing Angiotensin-Converting Enzyme Inhibitors and Angiotensin II Receptor Blockers on Days Alive and Out of the Hospital in

- Patients Admitted With COVID-19: A Randomized Clinical Trial. *JAMA*. 2021 Jan 19;325(3):254.
20. Bauer A, Schreinlechner M, Sappeler N, Dolejsi T, Tilg H, Aulner BA, et al. Discontinuation versus continuation of renin-angiotensin-system inhibitors in COVID-19 (ACEI-COVID): a prospective, parallel group, randomised, controlled, open-label trial. *The Lancet Respiratory Medicine*. 2021 Jun;S2213260021002149.
 21. Tornling G, Batta R, Porter J, Bengtsson T, Parmar K, Kashiva R, et al. The angiotensin type 2 receptor agonist C21 restores respiratory function in COVID19 - a double-blind, randomized, placebo-controlled Phase 2 trial [Internet]. *Respiratory Medicine*; 2021 Jan.
 22. Nouri-Vaskeh M, Kalami N, Zand R, Soroureddin Z, Varshochi M, Ansarin K, et al. Comparison of Losartan and Amlodipine Effects on the Outcomes of Patient with COVID-19 and Primary Hypertension: A Randomized Clinical Trial. *International Journal of Clinical Practice* [Internet]. 2021 Mar [cited 2021 Mar 4]; Available from: <https://onlinelibrary.wiley.com/doi/10.1111/ijcp.14124>
 23. Puskarich M, Cummins NW, Ingraham N, Wacker DA, Reilkoff R, Driver BE, et al. Effect of Losartan on Symptomatic Outpatients with COVID-19: A Randomized Clinical Trial. *SSRN Journal* [Internet]. 2021 [cited 2021 Mar 24]; Available from: <https://www.ssrn.com/abstract=378746>
 24. Geriak M, Haddad F, Kullar R, Greenwood KL, Habib M, Habib C, et al. Randomized Prospective Open Label Study Shows No Impact on Clinical Outcome of Adding Losartan to Hospitalized COVID-19 Patients with Mild Hypoxemia. *Infect Dis Ther* [Internet]. 2021 May 11 [cited 2021 May 18]; Available from: <https://link.springer.com/10.1007/s40121-021-00453-3>
 25. Duarte M, Pelorosso F, Nicolosi LN, Victoria Salgado M, Vetulli H, Aquieri A, et al. Telmisartan for treatment of Covid-19 patients: An open multicenter randomized clinical trial. *EClinicalMedicine*. 2021 Jul;37:100962.
 26. Najmeddin F, Solhjoo M, Ashraf H, Salehi M, Rasooli F, Ghoghaei M, et al. Effects of Renin-Angiotensin-Aldosterone Inhibitors on Early Outcomes of Hypertensive COVID-19 Patients: A Randomized Triple-Blind Clinical Trial. *American Journal of Hypertension*. 2021 Jul 15;hpab111.
 27. Bertoldi Lemos AC, do Espírito Santo DA, Salvetti MC, Gilio RN, Agra LB, Pazin-Filho A, Miranda CH. Therapeutic versus prophylactic anticoagulation for severe COVID-19: a randomized phase II clinical trial (HESACOVID). *Thromb Res* 2020;196:359-366. Available from: <https://doi.org/10.1016/j.thromres.2020.09.026>.
 28. The REMAP-CAP, ACTIV-4a, and ATTACC Investigators. Therapeutic Anticoagulation with Heparin in Critically Ill Patients with Covid-19. *N Engl J Med*. 2021 Aug 4;NEJMoa2103417.

29. INSPIRATION Investigators, Sadeghipour P, Talasaz AH, Rashidi F, Sharif-Kashani B, Beigmohammadi MT, et al. Effect of Intermediate-Dose vs Standard-Dose Prophylactic Anticoagulation on Thrombotic Events, Extracorporeal Membrane Oxygenation Treatment, or Mortality Among Patients With COVID-19 Admitted to the Intensive Care Unit: The INSPIRATION Randomized Clinical Trial. JAMA [Internet]. 2021 Mar 18 [cited 2021 Mar 22]; Available from:
<https://jamanetwork.com/journals/jama/fullarticle/2777829>
30. Perepu U, Chambers I, Wahab A, Ten Eyck P, Wu C, Dayal S, et al. Standard Prophylactic Versus Intermediate Dose Enoxaparin in Adults with Severe COVID-19: A Multi-Center, Open-Label, Randomised Controlled Trial. SSRN Journal [Internet]. 2021 [cited 2021 May 18]; Available from: <https://www.ssrn.com/abstract=3840099>
31. The ATTACC, ACTIV-4a, and REMAP-CAP Investigators, Lawler PR, Goligher EC, Berger JS, Neal MD, McVerry BJ, et al. Therapeutic Anticoagulation in Non-Critically Ill Patients with Covid-19 [Internet]. Intensive Care and Critical Care Medicine; 2021 May [cited 2021 May 27]. Available from:
<http://medrxiv.org/lookup/doi/10.1101/2021.05.13.21256846>
32. Lopes RD, de Barros e Silva PGM, Furtado RHM, Macedo AVS, Bronhara B, Damiani LP, et al. Therapeutic versus prophylactic anticoagulation for patients admitted to hospital with COVID-19 and elevated D-dimer concentration (ACTION): an open-label, multicentre, randomised, controlled trial. The Lancet. 2021 Jun;S0140673621012034.
33. Sholzberg M, Tang GH, Rahhal H, AlHamzah M, Kreuziger LB, Ní Áinle F, et al. Heparin for Moderately Ill Patients with Covid-19 [Internet]. Hematology; 2021 Jul [cited 2021 Jul 14]. Available from:
<http://medrxiv.org/lookup/doi/10.1101/2021.07.08.21259351>
34. Mehboob R, Ahmad F, Qayyum A, Rana MA, Tariq MA, Akram J. Aprepitant as a combinant with dexamethasone reduces the inflammation via neurokinin 1 receptor antagonism in severe to critical COVID-19 patients and potentiates respiratory recovery: a novel therapeutic approach [Preprint]. MedRxiv 2020. Available from:
<https://doi.org/10.1101/2020.08.01.20166678>.
35. Trieu V, Saund S, Rahate PV, Barge VB, Nalk KS, Windlass H, et al. Targeting TGF- β pathway with COVID-19 Drug Candidate ARTIVeda/PulmoHeal Accelerates Recovery from Mild-Moderate COVID-19 [Internet]. Infectious Diseases (except HIV/AIDS); 2021 Feb [cited 2021 Feb 16]. Available from:
<http://medrxiv.org/lookup/doi/10.1101/2021.01.24.21250418>
36. Nirmal Ghati, Siddharthan Deepti, Sushma Bhatnagar, Manjit Mahendran, Abhishek Thakur, Kshitij Prasad, et al. A Randomised Control Trial of Statin and Aspirin as Adjuvant Therapy in Patients with SARS-CoV-2 Infection (RESIST Trial). SSRN

- [Internet]. 2021; Available from:
<http://www.epistemonikos.org/documents/c4906fcf67c193fafde08db4a6b78514f12c192>
37. RECOVERY Collaborative Group, Horby PW, Pessoa-Amorim G, Staplin N, Emberson JR, Campbell M, et al. Aspirin in patients admitted to hospital with COVID-19 (RECOVERY): a randomised, controlled, open-label, platform trial [Internet]. *Infectious Diseases (except HIV/AIDS)*; 2021 Jun [cited 2021 Jun 17]. Available from:
<http://medrxiv.org/lookup/doi/10.1101/2021.06.08.21258132>
 38. Miller J, Bruen C, Schnaus M, Zhang J, Ali S, Lind A, et al. Auxora versus standard of care for the treatment of severe or critical COVID-19 pneumonia: results from a randomized controlled trial. *Crit Care* 2020;24(1):502. Available from:
<https://doi.org/10.1186/s13054-020-03220-x>.
 39. Youssef JG, Lee R, Javitt J, Lavin P, Jayaweera D. Effectiveness of ZYESAMITM (Aviptadil) in Accelerating Recovery and Shortening Hospitalization in Critically-Ill Patients with COVID-19 Respiratory Failure: Interim Report from a Phase 2B/3 Multicenter Trial. *SSRN Journal* [Internet]. 2021 [cited 2021 Apr 8]; Available from:
<https://www.ssrn.com/abstract=3794262>
 40. Sekhavati E, Jafari F, SeyedAlinaghi S, Jamali Moghadam Siahkali S, Sadr S, Tabarestani M, et al. Safety and effectiveness of azithromycin in patients with COVID-19: an open-label randomized trial. *Int Journal Antimicrob Ag* 2020;56(4):106143. Available from: <https://doi.org/10.1016/j.ijantimicag.2020.106143>.
 41. Guvenmez O, Keskin H, Ay B, Birinci S, Kanca MF. The comparison of the effectiveness of lincocin® and azitro® in the treatment of COVID-19-associated pneumonia: a prospective study. *J Popul Ther Clin Pharmacol* 2020;27(S Pt1):e5–10. Available from : <https://doi.org/10.15586/jptcp.v27iSP1.684>.
 42. Furtado RHM, Berwanger O, Fonseca HA, Corrêa TD, Ferraz LR, Lapa MG, et al. Azithromycin in addition to standard of care versus standard of care alone in the treatment of patients admitted to the hospital with severe COVID-19 in Brazil (COALITION II): a randomised clinical trial. *Lancet* 2020;396:959-67. Available from: [https://doi.org/10.1016/S0140-6736\(20\)31862-6](https://doi.org/10.1016/S0140-6736(20)31862-6).
 43. Horby PW, Roddick A, Spata E, Staplin N, Emberson JR, Pessoa-Amorim G, Peto L, et al. 2020. Azithromycin in Hospitalised Patients with COVID-19 (RECOVERY): A Randomised, Controlled, Open-Label, Platform Trial. Preprint. *Infectious Diseases (except HIV/AIDS)*. <https://doi.org/10.1101/2020.12.10.20245944>.
 44. Rashad A, Nafady A, Hassan M, Mansour H, Taya U, Bazeed S, et al. Therapeutic efficacy of macrolides in management of patients with mild COVID-19. *ResearchSquare* [Internet]. 2021

45. Butler CC, Dorward J, Yu L-M, Gbinigie O, Hayward G, Saville BR, et al. Azithromycin for community treatment of suspected COVID-19 in people at increased risk of an adverse clinical course in the UK (PRINCIPLE): a randomised, controlled, open-label, adaptive platform trial. *The Lancet*. 2021 Mar;S014067362100461X.
46. Hinks TS, Cureton L, Knight R, Wang A, Cane JL, Barber VS, et al. A randomised clinical trial of azithromycin versus standard care in ambulatory COVID-19 – the ATOMIC2 trial [Internet]. *Infectious Diseases (except HIV/AIDS)*; 2021 Apr [cited 2021 May 3]. Available from: <http://medrxiv.org/lookup/doi/10.1101/2021.04.21.21255807>
47. Oldenburg CE, Pinsky BA, Brogdon J, Chen C, Ruder K, Zhong L, et al. Effect of Oral Azithromycin vs Placebo on COVID-19 Symptoms in Outpatients With SARS-CoV-2 Infection: A Randomized Clinical Trial. *JAMA* [Internet]. 2021 Jul 16 [cited 2021 Aug 2]; Available from: <https://jamanetwork.com/journals/jama/fullarticle/2782166>
48. Ren Z, Luo H, Yu Z, Song J, Liang L, Wang L, et al. A randomized, open-label, controlled clinical trial of azvudine tablets in the treatment of mild and common COVID-19, a pilot study. *Adv Sci* 2020;7:2001435. Available from: <https://doi.org/10.1002/advs.202001435>.
49. Lou Y, Liu L, Qiu Y. Clinical outcomes and plasma concentrations of baloxavir marboxil and favipiravir in COVID-19 patients: an exploratory randomized, controlled trial [Preprint]. *MedRxiv* 2020. Available from: <https://doi.org/10.1101/2020.04.29.20085761>.
50. Chen P, Nirula A, Heller B, Gottlieb RL, Boscia J, Morris J, et al. SARS-CoV-2 neutralizing antibody LY-CoV555 in outpatients with COVID-19. *N Engl J Med* 2020; NEJMoa2029849. Available from: <https://doi.org/10.1056/NEJMoa2029849>.
51. ACTIV-3/TICO LY-CoV555 Study Group. A Neutralizing Monoclonal Antibody for Hospitalized Patients with Covid-19. *N Engl J Med*. 2020 Dec 22;NEJMoa2033130.
52. Gottlieb RL, Nirula A, Chen P, Boscia J, Heller B, Morris J, et al. Effect of Bamlanivimab as Monotherapy or in Combination With Etesevimab on Viral Load in Patients With Mild to Moderate COVID-19: A Randomized Clinical Trial. *JAMA* [Internet]. 2021
53. Cohen MS, Nirula A, Mulligan MJ, Novak RM, Marovich M, Yen C, et al. Effect of Bamlanivimab vs Placebo on Incidence of COVID-19 Among Residents and Staff of Skilled Nursing and Assisted Living Facilities: A Randomized Clinical Trial. *JAMA* [Internet]. 2021 Jun 3 [cited 2021 Jun 15]; Available from: <https://jamanetwork.com/journals/jama/fullarticle/2780870>
54. Dougan M, Nirula A, Azizad M, Mocherla B, Gottlieb RL, Chen P, et al. Bamlanivimab plus Etesevimab in Mild or Moderate Covid-19. *N Engl J Med*. 2021 Jul 14;NEJMoa2102685.

55. Chen P, Datta G, Li YG, Chien J, Price K, Chigutsa E, et al. First in Human Study of Bamlanivimab in a Randomized Trial of Hospitalized Patients with COVID-19. *Clinical Pharmacology & Therapeutics*. 2021 Aug 28;cpt.2405.
56. McCreary EK, Bariola JR, Minnier T, Wadas RJ, Shovel JA, Albin D, et al. A Learning Health System Randomized Trial of Monoclonal Antibodies for Covid-19 [Internet]. *Pharmacology and Therapeutics*; 2021 Sep [cited 2021 Sep 13]. Available from: <http://medrxiv.org/lookup/doi/10.1101/2021.09.03.21262551>
57. Kalil AC., Patterson TF, Mehta AK, Tomashek KM, Wolfe CR, Ghazaryan V, Marconi VC, et al. 2020. Baricitinib plus Remdesivir for Hospitalized Adults with Covid-19. *New England Journal of Medicine*, December, *NEJMoa2031994*.
<https://doi.org/10.1056/NEJMoa2031994>.
58. Marconi VC, Ramanan AV, de Bono S, Kartman CE, Krishnan V, Liao R, et al. Efficacy and safety of baricitinib for the treatment of hospitalised adults with COVID-19 (COV-BARRIER): a randomised, double-blind, parallel-group, placebo-controlled phase 3 trial. *The Lancet Respiratory Medicine*. 2021 Sep;S2213260021003313.
59. Padmanabhan U, Mukherjee S, Borse R, Joshi S, Deshmukh R. Phase II clinical trial for evaluation of BCG as potential therapy for COVID-19 [Preprint]. *MedRxiv* 2020. Available from: <https://doi.org/10.1101/2020.10.28.20221630>.
60. Rybakov A.R., Zhebelenko Y.G., Dubrov S.O., Vdovenko D.V., Kavardakova N.V., Matsibokh S.V., et al. The Results of the Clinical Study: An Open-label Multicenter Randomized Trial to Evaluate the Efficacy of Bioven, Manufactured by Biopharma Plasma, LLC, in Complex Therapy of Patients with Pneumonia Induced by COVID-19/SARS-COV-2 / РЕЗУЛЬТАТИ КЛІНІЧНОГО ДОСЛІДЖЕННЯ «ВІДКРИТЕ БАГАТОЦЕНТРОВЕ РАНДОМІЗОВАНЕ ДОСЛІДЖЕННЯ З ОЦІНКИ ЕФЕКТИВНОСТІ ПРЕПАРАТУ БІОВЕН, ВИРОБНИЦТВА ТОВ «БІОФАРМА ПЛАЗМА», В КОМПЛЕКСНІЙ ТЕРАПІЇ ПАЦІЄНТІВ З ПНЕВМОНІЄЮ, ЩО ВИКЛИКАНА КОРОНАВІРУСНОЮ ІНФЕКЦІЄЮ COVID-19. *Pain, Anaesthesia and Intensive Care*. 2020;4(93):9–21.
61. Li T, Sun L, Zhang W, Zheng C, Jiang C, Chen M, et al. Bromhexine hydrochloride tablets for the treatment of moderate COVID-19: an open-label randomized controlled pilot study. *Clin Transl Sci* 2020;13(6):1096-1102. Available from: <https://doi.org/10.1111/cts.12881>.
62. Ansarin K, Tolouian R, Ardalan M, Taghizadieh A, Varshochi M, Teimouri S, et al. 2020. Effect of bromhexine on clinical outcomes and mortality in COVID-19 patients: a randomized clinical trial. *Bioimpacts* 2020;10(4):209–15. Available from: <https://doi.org/10.34172/bi.2020.27>.

63. Mikhaylov EN, Lyubimtseva TA, Vakhrushev AD, Stepanov D, Lebedev DS, Vasilieva EYu, et al. Bromhexine Hydrochloride Prophylaxis of COVID-19 for Medical Personnel: A Randomized Open-Label Study [Internet]. *Infectious Diseases (except HIV/AIDS)*; 2021 Mar [cited 2021 Mar 11]. Available from: <http://medrxiv.org/lookup/doi/10.1101/2021.03.03.21252855>
64. Tolouian R, Mulla ZD, Jamaati H, Babamahmoodi A, Marjani M, Eskandari R, et al. Effect of bromhexine in hospitalized patients with COVID-19. *J Investig Med*. 2021 Mar 15;jim-2020-001747.
65. Gunst JD, Staerke NB, Pahus MH, Kristensen LH, Bodilsen J, Lohse N, et al. Efficacy of the TMPRSS2 inhibitor camostat mesilate in patients hospitalized with Covid-19-a double-blind randomized controlled trial. *EClinicalMedicine*. 2021 Apr;100849.
66. Caricchio R, Abbate A, Gordeev I, Meng J, Hsue PY, Neogi T, et al. Effect of Canakinumab vs Placebo on Survival Without Invasive Mechanical Ventilation in Patients Hospitalized With Severe COVID-19: A Randomized Clinical Trial. *JAMA*. 2021 Jul 20;326(3):230–9.
67. Cremer PC, Sheng CC, Sahoo D, Dugar S, Prada RA, Wang TKM, et al. Double-Blind Randomised Proof-of-Concept Trial of Canakinumab in Patients with COVID-19 Associated Cardiac Injury and Heightened Inflammation. *European Heart Journal Open*. 2021 Jul 29;oeab002.
68. Perlin DS, Neil GA, Anderson C, Zafir-Lavie I, Roadcap L, Raines S, et al. CERC-002, a human anti-LIGHT mAb reduces respiratory failure and death in hospitalized COVID-19 ARDS patients [Internet]. *Pharmacology and Therapeutics*; 2021 Apr [cited 2021 Apr 12]. Available from: <http://medrxiv.org/lookup/doi/10.1101/2021.04.03.21254748>
69. Thakar A, Panda S, Sakthivel P, Brijwal M, Dhakad S, Choudekar A, et al. Chloroquine nasal drops in asymptomatic & mild COVID-19: An exploratory randomized clinical trial. *Indian J Med Res*. 2021;0(0):0.
70. Cruz LR, Baladron I, Rittoles A, Diaz PA, Valenzuela C, Santana R, et al. Treatment with an anti-CK2 synthetic peptide improves clinical response in COVID-19 patients with pneumonia: a randomized and controlled clinical trial [Preprint]. *MedRxiv* 2020. Available from: <https://doi.org/10.1101/2020.09.03.20187112>.
71. Altay O, Yang H, Aydin M, Alkurt G, Altunal N, Kim W, et al. Combined metabolic cofactor supplementation accelerates recovery in mild-to-moderate COVID-19 [Preprint]. *MedRxiv* 2020. Available from: <https://doi.org/10.1101/2020.10.02.20202614>.
72. Deftereos SG, Giannopoulos G, Vrachatis DA, Siasos GD, Giotaki SG, Gargalianos P, et al. Effect of colchicine vs standard care on cardiac and inflammatory biomarkers and clinical outcomes in patients hospitalized with coronavirus disease 2019: The GRECCO-

- 19 randomized clinical trial. *JAMA Netw Open* 2020;3(6):e2013136. Available from: <https://doi.org/10.1001/jamanetworkopen.2020.13136>.
73. Lopes MI, Bonjorno LP, Giannini MC, Amaral NB, Menezes PI, Dib SM, et al. Beneficial effects of colchicine for moderate to severe COVID-19: a randomised, double-blinded, placebo-controlled clinical trial. *RMD Open*. 2021 Feb;7(1):e001455.
74. Farhad S, Pourfarzi F, Ataei S. The impact of colchicine on the COVID-19 patients: a clinical trial study [Preprint]. *ResearchSquare* 2020. Available from: <https://doi.org/10.21203/rs.3.rs-69374/v1>.
75. Tardif J-C, Bouabdallaoui N, L'Allier PL, Gaudet D, Shah B, Pillinger MH, et al. Colchicine for community-treated patients with COVID-19 (COLCORONA): a phase 3, randomised, double-blinded, adaptive, placebo-controlled, multicentre trial. *The Lancet Respiratory Medicine*. 2021 May;S2213260021002228.
76. RECOVERY Collaborative Group, Horby PW, Campbell M, Spata E, Emberson JR, Staplin N, et al. Colchicine in patients admitted to hospital with COVID-19 (RECOVERY): a randomised, controlled, open-label, platform trial [Internet]. *Infectious Diseases (except HIV/AIDS)*; 2021 May [cited 2021 May 21]. Available from: <http://medrxiv.org/lookup/doi/10.1101/2021.05.18.21257267>
77. Gaitán-Duarte HG, Álvarez-Moreno C, Rincón-Rodríguez CJ, Yomayusa-González N, Cortés JA, Villar JC, et al. Effectiveness of Rosuvastatin plus Colchicine, Emtricitabine/Tenofovir and a combination of them in Hospitalized Patients with SARS Covid-19 [Internet]. *Infectious Diseases (except HIV/AIDS)*; 2021 Jul [cited 2021 Aug 2]. Available from: <http://medrxiv.org/lookup/doi/10.1101/2021.07.06.21260085>
78. Li L, Zhang W, Hu Y, Tong X, Zheng S, Yang J, et al. Effect of convalescent plasma therapy on time to clinical improvement in patients with severe and life-threatening COVID-19: a randomized clinical trial. *JAMA* 2020;324(5):460-70. Available from: <https://doi.org/10.1001/jama.2020.10044>.
79. Gharbharan A, Jordans CCE, GeurtsvanKessel C, den Hollander JG, Karim F, Mollema PN, et al. Convalescent plasma for COVID-19: a randomized clinical trial [Preprint]. *MedRxiv* 2020. Available from: <https://doi.org/10.1101/2020.07.01.20139857>.
80. Avendano-Sola C, Ramos-Martinez A, Munez-Rubio E, Ruiz-Antoran B, de Molina RM, Torres F, et al. Convalescent plasma for COVID-19: a multicenter, randomized clinical trial [Preprint]. *MedRxiv* 2020. Available from: <https://doi.org/10.1101/2020.08.26.20182444>.
81. Agarwal A, Mukherjee A, Kumar G, Chatterjee P, Bhatnagar T, Malhotra P, et al. Convalescent plasma in the management of moderate COVID-19 in India: an open-label parallel-arm phase II multicentre randomized controlled trial (PLACID Trial) [Preprint]. *MedRxiv* 2020. Available from: <https://doi.org/10.1101/2020.09.03.20187252>.

82. Simonovich VA, Burgos Pratz LD, Scibona P, Beruto MV, Vallone MG, Vázquez C, et al. A randomized trial of convalescent plasma in COVID-19 severe pneumonia. *N Engl J Med* 2020; NEJMoa2031304. Available from: <https://doi.org/10.1056/NEJMoa2031304>.
83. Bajpai M, Kumar S, Maheshwari A, Chabra K, Kale P, Gupta A, et al. Efficacy of convalescent plasma therapy compared to fresh frozen plasma in severely ill COVID-19 patients: a pilot randomized controlled trial [Preprint]. *MedRxiv* 2020. Available from: <https://doi.org/10.1101/2020.10.25.20219337>.
84. AlQahtani M, Abdulrahman A, AlMadani A, Yousif AlAli S, Al Zamrooni AM, Hejab A, et al. Randomized controlled trial of convalescent plasma therapy against standard therapy in patients with severe COVID-19 disease [Preprint]. 2020 *MedRxiv* 2020. Available from: <https://doi.org/10.1101/2020.11.02.20224303>.
85. Libster R, Pérez Marc G, Wappner D, Coviello S, Bianchi A, Braem V, et al. Early High-Titer Plasma Therapy to Prevent Severe Covid-19 in Older Adults. *N Engl J Med*. 2021 Jan 6;NEJMoa2033700.
86. Ray Y, Paul SR, Bandopadhyay P, D’Rozario R, Sarif J, Lahiri A, Bhowmik D, et al. Clinical and Immunological Benefits of Convalescent Plasma Therapy in Severe COVID-19: Insights from a Single Center Open Label Randomised Control Trial. [Preprint]. 2020 *Infectious Diseases (except HIV/AIDS)*. <https://doi.org/10.1101/2020.11.25.20237883>.
87. Horby PW, Estcourt L, Peto L, Emberson JR, Staplin N, Spata E, et al. Convalescent plasma in patients admitted to hospital with COVID-19 (RECOVERY): a randomised, controlled, open-label, platform trial [Internet]. *Infectious Diseases (except HIV/AIDS)*; 2021 Mar [cited 2021 Mar 11]. Available from: <http://medrxiv.org/lookup/doi/10.1101/2021.03.09.21252736>
88. Baklaushev V, Averyanov AV, Sotnikova AG, Perkina AS, Ivanov A, Yusubalieva GM, et al. Safety and Efficacy of Convalescent Plasma for COVID-19: The First Results of a Clinical Study. *Journal of Clinical Practice* [Internet]. 2020 Jul 17 [cited 2021 Feb 14]; Available from: <https://journals.eco-vector.com/clinpractice/article/view/35168>
89. O’Donnell MR, Grinsztejn B, Cummings MJ, Justman JE, Lamb MR, Eckhardt CM, et al. A randomized double-blind controlled trial of convalescent plasma in adults with severe COVID-19. *Journal of Clinical Investigation* [Internet]. 2021 May 11 [cited 2021 May 17]; Available from: <http://www.jci.org/articles/view/150646>
90. Gonzalez JLB, González Gámez M, Mendoza Enciso EA, Esparza Maldonado RJ, Palacios DH, Campos SD, et al. Efficacy and safety of convalescent plasma and intravenous immunoglobulin in critically ill COVID-19 patients. A controlled clinical trial [Internet]. *Infectious Diseases (except HIV/AIDS)*; 2021 Mar [cited 2021 Apr 5]. Available from: <http://medrxiv.org/lookup/doi/10.1101/2021.03.28.21254507>

91. Pouladzadeh M, Safdarian M, Eshghi P, Abolghasemi H, Bavani AG, Sheibani B, et al. A randomized clinical trial evaluating the immunomodulatory effect of convalescent plasma on COVID-19-related cytokine storm. *Internal and emergency medicine* [Internet]. 2021; Available from: <http://www.epistemonikos.org/documents/1996674ceda1dbb24d8246a2f7b3b4f651353693>
92. Bennett-Guerrero E, Romeiser JL, Talbot LR, Ahmed T, Mamone LJ, Singh SM, et al. Severe Acute Respiratory Syndrome Coronavirus 2 Convalescent Plasma Versus Standard Plasma in Coronavirus Disease 2019 Infected Hospitalized Patients in New York: A Double-Blind Randomized Trial. *Critical Care Medicine* [Internet]. 2021 Apr 16 [cited 2021 Apr 27]; Publish Ahead of Print. Available from: <https://journals.lww.com/10.1097/CCM.0000000000005066>
93. Hamdy Salman O, Ail Mohamed HS. Efficacy and safety of transfusing plasma from COVID-19 survivors to COVID-19 victims with severe illness. A double-blinded controlled preliminary study. *Egyptian Journal of Anaesthesia*. 2020 Jan 1;36(1):264–72.
94. Körper S, Weiss M, Zickler D, Wiesmann T, Zacharowski K, M.Corman V, et al. High Dose Convalescent Plasma in COVID-19: Results from the Randomized Trial CAPSID [Internet]. *Infectious Diseases (except HIV/AIDS)*; 2021 May [cited 2021 May 20]. Available from: <http://medrxiv.org/lookup/doi/10.1101/2021.05.10.21256192>
95. The REMAP-CAP Investigators, Estcourt LJ. Convalescent Plasma in Critically ill Patients with Covid-19 [Internet]. *Intensive Care and Critical Care Medicine*; 2021 Jun [cited 2021 Jun 22]. Available from: <http://medrxiv.org/lookup/doi/10.1101/2021.06.11.21258760>
96. The CONCOR-1 Study Group, CONCOR-1 writing committee, Bégin P, Callum J, Jamula E, Cook R, et al. Convalescent plasma for hospitalized patients with COVID-19 and the effect of plasma antibodies: a randomized controlled, open-label trial [Internet]. *Infectious Diseases (except HIV/AIDS)*; 2021 Jul [cited 2021 Jul 6]. Available from: <http://medrxiv.org/lookup/doi/10.1101/2021.06.29.21259427>
97. Sekine L, Arns B, Fabro BR, Cipolatt MM, Machado RRG, Durigon EL, et al. Convalescent plasma for COVID-19 in hospitalised patients: an open-label, randomised clinical trial. *Eur Respir J*. 2021 Jul 8;2101471.
98. Kirenga B, Byakika-Kibwika P, Muttamba W, Kayongo A, Loryndah NO, Mugenyi L, et al. Efficacy of convalescent plasma for treatment of COVID-19 in Uganda. *BMJ Open Resp Res*. 2021 Aug;8(1):e001017.
99. Korley FK, Durkalski-Mauldin V, Yeatts SD, Schulman K, Davenport RD, Dumont LJ, et al. Early Convalescent Plasma for High-Risk Outpatients with Covid-19. *N Engl J Med*. 2021 Aug 18;NEJMoa2103784.

100. Devos T, Van Thillo Q, Compernelle V, Najdovski T, Romano M, Dauby N, et al. Early high antibody-titre convalescent plasma for hospitalised COVID-19 patients: DAWn-plasma. *Eur Respir J*. 2021 Aug 26;2101724.
101. Balcells ME, Rojas L, Le Corre N, Martínez-Valdebenito C, Ceballos ME, Ferrés M, et al. Early versus deferred anti-SARS-CoV-2 convalescent plasma in patients admitted for COVID-19: A randomized phase II clinical trial. *PLoS Med*. 2021 Mar;18(3):e1003415.
102. Joyner MJ, Bruno KA, Klassen SA, Kunze KL, Johnson PW, Lesser ER, et al. Safety update: COVID-19 convalescent plasma in 20,000 hospitalized patients. *Mayo Clin Proc* 2020;95(9):1888–97. Available from: <https://doi.org/10.1016/j.mayocp.2020.06.028>
103. Kosiborod MN, Esterline R, Furtado RHM, Oscarsson J, Gasparyan SB, Koch GG, et al. Dapagliflozin in patients with cardiometabolic risk factors hospitalised with COVID-19 (DARE-19): a randomised, double-blind, placebo-controlled, phase 3 trial. *The Lancet Diabetes & Endocrinology*. 2021 Jul;S2213858721001807.
104. Chen J, Xia L, Liu L, Xu Q, Ling Y, Huang D, et al. Antiviral activity and safety of darunavir/cobicistat for the treatment of COVID-19. *Open Forum Infect Dis* 2020;7(7):ofaa241. Available from: <https://doi.org/10.1093/ofid/ofaa241>.
105. Hosseinzadeh A, Emamian MH, Tavakolian A, Kia V, Ebrahimi H, Sheibani H, et al. Application of nasal spray containing dimethyl sulfoxide (DSMO) and ethanol during the COVID-19 pandemic may protect healthcare workers: A randomized controlled trials [Internet]. *Infectious Diseases (except HIV/AIDS)*; 2021 Jul [cited 2021 Jul 14]. Available from: <http://medrxiv.org/lookup/doi/10.1101/2021.07.06.21259749>
106. Sobngwi E, Zemsi S, Guewo-Fokeng M, Katte J-C, Kounfack C, Mfeukeu-Kuate L, et al. Doxycycline is a safe alternative to Hydroxychloroquine + Azithromycin to prevent clinical worsening and hospitalization in mild COVID-19 patients: An open label randomized clinical trial (DOXYCOV) [Internet]. *Pharmacology and Therapeutics*; 2021 Jul [cited 2021 Aug 3]. Available from: <http://medrxiv.org/lookup/doi/10.1101/2021.07.25.21260838>
107. Butler CC, Yu L-M, Dorward J, Gbinigie O, Hayward G, Saville BR, et al. Doxycycline for community treatment of suspected COVID-19 in people at high risk of adverse outcomes in the UK (PRINCIPLE): a randomised, controlled, open-label, adaptive platform trial. *The Lancet Respiratory Medicine*. 2021 Jul;S2213260021003106.
108. Cadeгани FA, McCoy J, Wambier CG, Goren A. 5-alpha-reductase inhibitors reduce remission time of COVID-19: results from a randomized double blind placebo controlled interventional trial in 130 SARS-CoV-2 positive men [Preprint]. *MedRxiv* 2020. Available from: <https://doi.org/10.1101/2020.11.16.20232512>.

109. Cadebiani FA, McCoy J, Gustavo Wambier C, Goren A. Early Antiandrogen Therapy With Dutasteride Reduces Viral Shedding, Inflammatory Responses, and Time-to-Remission in Males With COVID-19: A Randomized, Double-Blind, Placebo-Controlled Interventional Trial (EAT-DUTA AndroCoV Trial – Biochemical). *Cureus* [Internet]. 2021 Feb 1 [cited 2021 Feb 14]
110. Delgado-Enciso I, Paz-Garcia J, Barajas-Saucedo CE, Mokay-Ramírez KA, Meza-Robles C, Lopez-Flores R, et al. Patient-reported health outcomes after treatment of COVID-19 with nebulized and/or intravenous neutral electrolyzed saline combined with usual medical care versus usual medical care alone: a randomized, open-label, controlled trial [Preprint]. *ResearchSquare* 2020. Available from: <https://doi.org/10.21203/rs.3.rs-68403/v1>.
111. Gaitán-Duarte HG, Álvarez-Moreno C, Rincón-Rodríguez CJ, Yomayusa-González N, Cortés JA, Villar JC, et al. Effectiveness of Rosuvastatin plus Colchicine, Emtricitabine/Tenofovir and a combination of them in Hospitalized Patients with SARS Covid-19 [Internet]. *Infectious Diseases (except HIV/AIDS)*; 2021 Jul [cited 2021 Aug 2]. Available from: <http://medrxiv.org/lookup/doi/10.1101/2021.07.06.21260085>
112. Olha Holubovska, Denisa Bojkova, Stefano Elli, Marco bechtel, David Boltz, Miguel Muzzio, et al. Enisamium is an inhibitor of the SARS-CoV-2 RNA polymerase and shows improvement of recovery in COVID-19 patients in an interim analysis of a clinical trial. *medRxiv* [Internet]. 2021.
113. Samimagham H, Azad M, Haddad M, Arabi M, Hooshyar D, KazemiJahromi M. The Efficacy of Famotidine in improvement of outcomes in Hospitalized COVID-19 Patients: A phase III randomised clinical trial. *ResearchSquare* [Internet]. 2021; Available from: <http://www.epistemonikos.org/documents/a38a60b031b058f125e2d5572d2bc7678b676498>
114. Chen C, Huang J, Cheng Z, Wu J, Chen S, Zhang Y, et al. Favipiravir versus arbidol for COVID-19: a randomized clinical trial [Preprint]. *MedRxiv* 2020. Available from: <https://doi.org/10.1101/2020.03.17.20037432>.
115. Ivashchenko AA, Dmitriev KA, Vostokova NV, Azarova VN, Blinow AA, Egorova AN, et al. Interim results of a phase II/III multicenter randomized clinical trial of AVIFAVIR in hospitalized patients with COVID-19. *MedRxiv* 202. Available from: <https://doi.org/10.1101/2020.07.26.20154724>.
116. Doi Y, Hibino M, Hase R, Yamamoto M, Kasamatsu Y, Hirose M, et al. A prospective, randomized, open-label trial of early versus late favipiravir in hospitalized patients with COVID-19. *Antimicrob Agents Chemother* 2020; 64:e01897-20. Available from: <https://doi.org/10.1128/AAC.01897-20>.

117. Dabbous HM, El-Sayed MH, El Assal G, Elghazaly H, Ebeid FFS, Sherief AF, et al. A randomized controlled study of favipiravir vs hydroxychloroquine in COVID-19 management: what have we learned so far? [Preprint]. ResearchSquare 2020. Available from: <https://doi.org/10.21203/rs.3.rs-83677/v1>.
118. Zhao H, Zhu Q, Zhang C, Li J, Wei M, Qin Y, et al. Tocilizumab combined with favipiravir in the treatment of COVID-19: a multicenter trial in a small sample size. *Biomed Pharmacother* 2021; 133:110825. Available from: <https://doi.org/10.1016/j.biopha.2020.110825>.
119. Khamis F, Al Naabi H, Al Lawati A, Ambusaidi Z, Al Sharji M, Al Barwani U, et al. Randomized controlled open label trial on the use of favipiravir combined with inhaled interferon beta-1b in hospitalized patients with moderate to severe COVID-19 pneumonia. *Int J Infect Dis* 2020; 102:538-43. Available from: <https://doi.org/10.1016/j.ijid.2020.11.008>.
120. Ruzhentsova T, Chukhlaev P, Khavkina D, Garbuzov A, Osheshnyuk R, Soluyanov T, et al. Phase 3 trial of coronavir (favipiravir) in patients with mild to moderate COVID-19 [Preprint]. 2020. Available from SSRN: <https://doi.org/10.2139/ssrn.3696907>.
121. Udwardia ZF, Singh P, Barkate H, Patil S, Rangwala S, Pendse A, et al. Efficacy and safety of favipiravir, an oral RNA-dependent RNA polymerase inhibitor, in mild-to-moderate COVID-19: a randomized, comparative, open-label, multicenter, phase 3 clinical trial [Preprint]. *Int J Infect Dis* 2020. Available from: <https://doi.org/10.1016/j.ijid.2020.11.142>.
122. Ogarev Mordovia State University, Saransk, Russian Federation, Balykova LA, Govorov AV, A.I.Evdokimov Moscow State University of Medicine and Dentistry, Moscow, Russian Federation, Vasilyev AO, A.I.Evdokimov Moscow State University of Medicine and Dentistry, Moscow, Russian Federation, et al. Characteristics of COVID-19 and possibilities of early causal therapy. Results of favipiravir use in clinical practice. *Infekc bolezni*. 2020;18(3):30–40.
123. Solaymani-Dodaran M, Ghanei M, Bagheri M, Qazvini A, Vahedi E, Hassan Saadat S, et al. Safety and efficacy of Favipiravir in moderate to severe SARS-CoV-2 pneumonia. *International Immunopharmacology*. 2021 Jun;95:107522.
124. Zhao H, Zhang C, Zhu Q, Chen X, Chen G, Sun W, et al. Favipiravir in the treatment of patients with SARS-CoV-2 RNA recurrent positive after discharge: A multicenter, open-label, randomized trial. *International Immunopharmacology*. 2021 Aug;97:107702.
125. Bosaeed M, Mahmoud E, Alharbi A, Altayeib H, Albayat H, Alharbi F, et al. Favipiravir and Hydroxychloroquine Combination Therapy in Patients with Moderate to

- Severe COVID-19 (FACCT): An Open-Label, Multicentre, Randomised, Controlled Trial. SSRN Journal [Internet]. 2021 [cited 2021 May 5]; Available from: <https://www.ssrn.com/abstract=3829663>
126. Shinkai M, Tsushima K, Tanaka S, Hagiwara E, Tarumoto N, Kawada I, et al. Efficacy and Safety of Favipiravir in Moderate COVID-19 Pneumonia Patients without Oxygen Therapy: A Randomized, Phase III Clinical Trial. *Infect Dis Ther* [Internet]. 2021 Aug 27 [cited 2021 Sep 6]; Available from: <https://link.springer.com/10.1007/s40121-021-00517-4>
 127. Davoodi L, Abedi SM, Salehifar E, Alizadeh-Navai R, Rouhanizadeh H, Khorasani G, Hosseinimehr SJ. Febuxostat therapy in outpatients with suspected COVID-19: a clinical trial. *Int J Clin Pract* 2020; 74:e13600. Available from: <https://doi.org/10.1111/ijcp.13600>.
 128. E. Zarehoseinzade, A. Allami, M. Ahmadi, B. Bijani, N. Mohammadi. Finasteride in hospitalized adult males with Covid-19: A risk factor for severity of the disease or an adjunct treatment: A randomized controlled clinical trial. *The Medical Journal of The Islamic Republic of Iran* [Internet]. 2021;35(1). Available from: <http://www.epistemikos.org/documents/f3b23e45ed8faff34c8ba4b500fc9bfc82d32f81>
 129. Lenze EJ, Mattar C, Zorumski CF, Stevens A, Schweiger J, Nicol GE, et al. Fluvoxamine vs placebo and clinical deterioration in outpatients with symptomatic COVID-19: a randomized clinical trial. *JAMA* 2020 Published online November 12, 2020. Available from: <https://doi.org/10.1001/jama.2020.22760>.
 130. Reis G, dos Santos Moreira Silva EA, Medeiros Silva DC, Thabane L, Milagres AC, Ferreira TS, et al. Effect of Early Treatment with Fluvoxamine on Risk of Emergency Care and Hospitalization Among Patients with COVID-19: The TOGETHER Randomized Platform Clinical Trial [Internet]. *Infectious Diseases (except HIV/AIDS)*; 2021 Aug [cited 2021 Aug 25]. Available from: <http://medrxiv.org/lookup/doi/10.1101/2021.08.19.21262323>
 131. Strich JR, Tian X, Samour M, King CS, Shlobin O, Reger R, et al. Fostamatinib for the treatment of hospitalized adults with COVID-19 A randomized trial. *Clinical Infectious Diseases*. 2021 Sep 1;ciab732.
 132. Shogenova LV, Petrikov SS, Zhuravel SV, Gavrillov PV, Utkina II, Varfolomeev SD, et al. Thermal Helium-Oxygen Mixture as Part of a Treatment Protocol for Patients with COVID-19. *Annals RAMS*. 2020 Dec 4;75(5S):353–62.
 133. Borba MGS, Val FFA, Sampaio VS, Alexandre MAA, Melo GC, Brito M, et al. Effect of high vs low doses of chloroquine diphosphate as adjunctive therapy for patients hospitalized with severe acute respiratory syndrome coronavirus 2 (SARS-CoV-2)

- infection: a randomized clinical trial. *JAMA Netw Open* 2020;3(4):e208857. Available from: <https://doi.org/10.1001/jamanetworkopen.2020.8857>.
134. Huang M, Tang T, Pang P, Li M, Ma R, Lu J, et al. Treating COVID-19 with chloroquine. *J Mol Cell Biol* 2020;12(4):322–25. Available from: <https://doi.org/10.1093/jmcb/mjaa014>.
 135. The RECOVERY Collaborative Group. Effect of hydroxychloroquine in hospitalized patients with COVID-19. *N Engl J Med* 2020;383:2030–40. Available from: <https://doi.org/10.1056/NEJMoa2022926>.
 136. Mitja O, Ubals M, Corbacho M, Alemany A, Suner C, Tebe C, et al. A cluster-randomized trial of hydroxychloroquine as prevention of COVID-19 transmission and disease [Preprint]. *MedRxiv* 2020. Available from: <https://doi.org/10.1101/2020.07.20.20157651>.
 137. Boulware DR, Pullen MF, Bangdiwala AS, Pastick KA, Lofgren SM, Okafor EC, et al. A randomized trial of hydroxychloroquine as postexposure prophylaxis for COVID-19. *N Engl J Med* 2020;383:517–25. Available from: <https://doi.org/10.1056/NEJMoa2016638>.
 138. Cavalcanti AB, Zampieri FG, Rosa RG, Azevedo LCP, Veiga VC, Avezum A, et al. Hydroxychloroquine with or without azithromycin in mild-to-moderate COVID-19. *N Engl J Med* 2020;383:2041–52. Available from: <https://doi.org/10.1056/NEJMoa2019014>.
 139. Kamran SM, Mirza ZH, Naseem A, Saeed F, Azam R, Ullah N, et al. Clearing the fog: is HCQ effective in reducing COVID-19 progression: a randomized controlled trial [Preprint]. *MedRxiv* 2020. Available from: <https://doi.org/10.1101/2020.07.30.20165365>.
 140. Skipper CP, Pastick KA, Engen NW, Bangdiwala AS, Abassi M, Lofgren SM, et al. Hydroxychloroquine in nonhospitalized adults with early COVID-19: a randomized trial. *Ann Int Med* 2020;173(8):623–31. Available from: <https://doi.org/10.7326/M20-4207>.
 141. Mitjà O, Corbacho-Monné M, Ubals M, Tebe C, Peñafiel J, Tobias A, et al. Hydroxychloroquine for early treatment of adults with mild COVID-19: a randomized-controlled trial. *Clin Infect Dis* 2020; ciaa1009. Available from: <https://doi.org/10.1093/cid/ciaa1009>.
 142. Tang W, Cao Z, Han M, Wang Z, Chen J, Sun W, et al. Hydroxychloroquine in patients with mainly mild to moderate coronavirus disease 2019: open label, randomised controlled trial. *BMJ* 2020;369:m1849. Available from: <https://doi.org/10.1136/bmj.m1849>.

143. Chen Z, Hu J, Zhang Z, Jiang SS, Han S, Yan D, et al. Efficacy of hydroxychloroquine in patients with COVID-19: results of a randomized clinical trial [Preprint]. *MedRxiv* 2020. Available from: <https://doi.org/10.1101/2020.03.22.20040758>.
144. Chen L, Zhang Z-y, Fu J-g, Feng Z-p, Zhang S-z, Han Q-y, et al. Efficacy and safety of chloroquine or hydroxychloroquine in moderate type of COVID-19: a prospective open-label randomized controlled study [Preprint]. *MedRxiv* 2020. Available from: <https://doi.org/10.1101/2020.06.19.20136093>.
145. Chen C-P, Lin Y-C, Chen T-C, Tseng T-Y, Wong H-L, Kuo C-Y, et al. A multicenter, randomized, open-label, controlled trial to evaluate the efficacy and tolerability of hydroxychloroquine and a retrospective study in adult patients with mild to moderate coronavirus disease 2019 (COVID-19) [Preprint]. *MedRxiv* 2020. Available from: <https://doi.org/10.1101/2020.07.08.20148841>.
146. Chen J, Liu D, Liu L, Liu P, Xu Q, Xia L, et al. A pilot study of hydroxychloroquine in treatment of patients with moderate COVID-19. *浙江大学学报 (医学版) (Journal of Zhejiang University. Medical Sciences)* 2020; 49(2):215–19. Available from: <https://doi.org/10.3785/j.issn.1008-9292.2020.03.03>.
147. Abd-Elsalam S, Esmail ES, Khalaf M, Abdo EF, Medhat MA, Abd El Ghafar MS, et al. Hydroxychloroquine in the treatment of COVID-19: a multicenter randomized controlled study. *Am J Trop Med Hyg* 2020; 13(4):635-39. Available from: <https://doi.org/10.4269/ajtmh.20-0873>.
148. Rajasingham R, Bangdiwala AS, Nicol MR, Skipper CP, Pastick KA, Axelrod ML, et al. Hydroxychloroquine as pre-exposure prophylaxis for COVID-19 in healthcare workers: a randomized trial. *Clin Infect Dis* 2020; ciaa1571. Available from: <https://doi.org/10.1093/cid/ciaa1571>.
149. Ulrich RJ, Troxel AB, Carmody E, Eapen J, Bäcker M, DeHovitz JA, et al. Treating COVID-19 with hydroxychloroquine (TEACH): a multicenter, double-blind, randomized controlled trial in hospitalized patients. *Open Forum Infect Dis* 2020;7(10): ofaa446. Available from: <https://doi.org/10.1093/ofid/ofaa446>.
150. Grau-Pujol B, Camprubí D, Marti-Soler H, Fernández-Pardos M, Carreras-Abad C, et al. Pre-exposure prophylaxis with hydroxychloroquine for COVID-19: initial results of a double-blind, placebo-controlled randomized clinical trial [Preprint]. *ResearchSquare* 2020. Available from: <https://doi.org/10.21203/rs.3.rs-72132/v1>.
151. Abella BS, Jolkovsky EL, Biney BT, Uspal JE, Hyman MC, Frank I, et al. Efficacy and safety of hydroxychloroquine vs placebo for pre-exposure SARS-CoV-2 prophylaxis among health care workers: a randomized clinical trial. *JAMA Int Med* 2020 published online September 30. Available from: <https://doi.org/10.1001/jamainternmed.2020.6319>.

152. WHO Solidarity Trial Consortium, Pan H, Peto R, Abdool Karim Q, Alejandria M, Hena Restrepo AM, Hernandez Garcia C, et al. Repurposed antiviral drugs for COVID-19; interim WHO SOLIDARITY trial results [Preprint]. MedRxiv 2020. Available at: <https://doi.org/10.1101/2020.10.15.20209817>.
153. Barnabas RV, Brown ER, Bershteyn A, Stankiewicz Karita HC, Johnston C, Thorpe LE, Kottkamp A, et al. Hydroxychloroquine as Postexposure Prophylaxis to Prevent Severe Acute Respiratory Syndrome Coronavirus 2 Infection : A Randomized Trial. *Annals of Internal Medicine* 2020. <https://doi.org/10.7326/M20-6519>.
154. Self WH, Semler MW, Leither LM, Casey JD, Angus DC, Brower RG, et al. Effect of hydroxychloroquine on clinical status at 14 days in hospitalized patients with COVID-19: a randomized clinical trial. *JAMA* 2020;324(21):2165-76. Available from: <https://doi.org/10.1001/jama.2020.22240>.
155. Brown SM, Peltan I, Kumar N, Leither L, Webb BJ, Starr N, et al. Hydroxychloroquine vs. azithromycin for hospitalized patients with COVID-19 (HAHPS): results of a randomized, active comparator trial. *Ann Am Thor Soc* 2020; published online 9 November 2020. Available from: <https://doi.org/10.1513/AnnalsATS.202008-940OC>.
156. Dubée V, Roy P-M, Vielle B, Parot-Schinkel E, Blanchet O, Darsonval A, et al. Hydroxychloroquine in mild-to-moderate COVID-19: a placebo-controlled double blind trial. *Clinical Microbiology and Infection*. 2021 Apr;S1198743X21001403.
157. Omrani AS, Pathan SA, Thomas SA, Harris TRE, Coyle PV, Thomas CE, et al. Randomized double-blinded placebo-controlled trial of hydroxychloroquine with or without azithromycin for virologic cure of non-severe COVID-19. *EClinicalMedicine* 2020;29: 100645. Available from: <https://doi.org/10.1016/j.eclinm.2020.100645>.
158. Dabbous HM, El-Sayed MH, Assal GE, Elghazaly H, Ebeid FF, Sherief AF, et al. A Randomized Controlled Study Of Favipiravir Vs Hydroxychloroquine In COVID-19 Management: What Have We Learned So Far? [Internet]. In Review; 2020 Sep [cited 2020 Oct 1]. Available from: <https://www.researchsquare.com/article/rs-83677/v1>
159. Hernandez-Cardenas C, Thirion-Romero I, Rivera-Martinez NE, Meza-Meneses P, Remigio-Luna A, Perez-Padilla R. Hydroxychloroquine for the Treatment of Severe Respiratory Infection by Covid-19: A Randomized Controlled Trial. medRxiv [Internet]. 2021; Available from: <http://www.epistemonikos.org/documents/0881ad73607247595bdf210de533bbd94651b0b4>
160. Johnston C, Brown ER, Stewart J, Karita HCS, Kissinger PJ, Dwyer J, et al. Hydroxychloroquine with or without azithromycin for treatment of early SARS-CoV-2

- infection among high-risk outpatient adults: A randomized clinical trial. *EClinicalMedicine*. 2021 Feb;100773.
161. Purwati, Budiono, Rachman BE, Yulistiani, Miatmoko A, Nasronudin, et al. A Randomized, Double-Blind, Multicenter Clinical Study Comparing the Efficacy and Safety of a Drug Combination of Lopinavir/Ritonavir-Azithromycin, Lopinavir/Ritonavir-Doxycycline, and Azithromycin-Hydroxychloroquine for Patients Diagnosed with Mild to Moderate COVID-19 Infections. Huyut Z, editor. *Biochemistry Research International*. 2021 Feb 9;2021:1–12.
 162. Gonzalez JLB, González Gámez M, Enciso EAM, Maldonado RJE, Hernández Palacios D, Dueñas Campos S, et al. Efficacy and safety of Ivermectin and Hydroxychloroquine in patients with severe COVID-19. A randomized controlled trial [Internet]. *Infectious Diseases (except HIV/AIDS)*; 2021 Feb [cited 2021 Mar 1]. Available from: <http://medrxiv.org/lookup/doi/10.1101/2021.02.18.21252037>
 163. Amaravadi RK, Giles L, Carberry M, Hyman MC, Frank I, Nasta SD, et al. Hydroxychloroquine for SARS-CoV-2 positive patients quarantined at home: The first interim analysis of a remotely conducted randomized clinical trial [Internet]. *Infectious Diseases (except HIV/AIDS)*; 2021 Feb [cited 2021 Mar 4]. Available from: <http://medrxiv.org/lookup/doi/10.1101/2021.02.22.21252228>
 164. Galan LEB, Santos NM dos, Asato MS, Araújo JV, de Lima Moreira A, Araújo AMM, et al. Phase 2 randomized study on chloroquine, hydroxychloroquine or ivermectin in hospitalized patients with severe manifestations of SARS-CoV-2 infection. *Pathogens and Global Health*. 2021 Mar 8;1–8.
 165. Seet RCS, Quek AML, Ooi DSQ, Sengupta S, Lakshminarasappa SR, Koo CY, et al. Positive impact of oral hydroxychloroquine and povidone-iodine throat spray for COVID-19 prophylaxis: an open-label randomized trial. *International journal of infectious diseases : IJID : official publication of the International Society for Infectious Diseases* [Internet]. 2021; Available from: <http://www.epistemonikos.org/documents/f0a6f1dede7897794397549169853a5d5c7c6c0e>
 166. Reis G, Moreira Silva EADS, Medeiros Silva DC, Thabane L, Singh G, Park JJH, et al. Effect of Early Treatment With Hydroxychloroquine or Lopinavir and Ritonavir on Risk of Hospitalization Among Patients With COVID-19: The TOGETHER Randomized Clinical Trial. *JAMA network open*. 2021;4(4):e216468.
 167. Réa-Neto Á, Bernardelli RS, Câmara BMD, Reese FB, Queiroga MVO, Oliveira MC. An open-label randomized controlled trial evaluating the efficacy of chloroquine/hydroxychloroquine in severe COVID-19 patients. *Sci Rep*. 2021 Dec;11(1):9023.

168. Syed F, Arif MA, Niazi R, Baqar JB, Hashmi UL, Batool S, et al. Pre-Exposure Prophylaxis with Various Doses of Hydroxychloroquine among high-risk COVID 19 Healthcare Personnel: CHEER randomized controlled trial [Internet]. Public and Global Health; 2021 May [cited 2021 May 20]. Available from: <http://medrxiv.org/lookup/doi/10.1101/2021.05.17.21257012>
169. Sivapalan P, Suppli Ulrik C, Sophie Lapperre T, Dahlin Bojesen R, Eklöf J, Browatzki A, et al. Azithromycin and hydroxychloroquine in hospitalised patients with confirmed COVID-19—a randomised double-blinded placebo-controlled trial. *Eur Respir J*. 2021 Jun 3;2100752.
170. Byakika-Kibwika P, Sekaggya-Wiltshire C, Semakula JR, Nakibuuka J, Musaazi J, Kayima J, et al. Safety and Efficacy of Hydroxychloroquine for Treatment of Non-Severe COVID-19 in Adults in Uganda: A Randomized Open Label Phase II Clinical Trial [Internet]. In Review; 2021 Jun [cited 2021 Jun 17]. Available from: <https://www.researchsquare.com/article/rs-506195/v1>
171. SEV COVID trial group, Singh BO, Moirangthem B, Panda PK, Bahurupi YA, Saha S, et al. Safety and efficacy of antiviral therapy alone or in combination in COVID-19 - a randomized controlled trial (SEV COVID Trial) [Internet]. *Infectious Diseases (except HIV/AIDS)*; 2021 Jun [cited 2021 Jun 18]. Available from: <http://medrxiv.org/lookup/doi/10.1101/2021.06.06.21258091>
172. Schwartz I, Boesen ME, Cerchiaro G, Doram C, Edwards BD, Ganesh A, et al. Assessing the efficacy and safety of hydroxychloroquine as outpatient treatment of COVID-19: a randomized controlled trial. *cmajo*. 2021 Apr;9(2):E693–702.
173. Niae MS, Gheibi N, Namdar P, Allami A, Zolghadr L, Javadi A, et al. Ivermectin as an adjunct treatment for hospitalized adult COVID-19 patients: A randomized multi-center clinical trial [Internet]. In Review; 2020 Nov [cited 2021 Jun 27]. Available from: <https://www.researchsquare.com/article/rs-109670/v1>
174. Rodrigues C, Freitas-Santos RS, Levi JE, Senerchia AA, Lopes ATA, Santos SR, et al. Hydroxychloroquine plus azithromycin early treatment of mild COVID-19 in outpatient setting: a randomized, double-blinded, placebo-controlled clinical trial evaluating viral clearance. *International Journal of Antimicrobial Agents*. 2021 Aug;106428.
175. Hadanny A, Finci S, Catalogna M, Abu Hamed R, Korin C, Gabriella L, et al. Hyperbaric Oxygen Therapy for COVID-19 Patients: A Prospective, Randomized Controlled Trial. *SSRN Journal* [Internet]. 2020 [cited 2021 Apr 19]; Available from: <https://www.ssrn.com/abstract=3745115>

176. Ali S, Uddin SM, Shalim E, Sayeed MA, Anjum F, Saleem F, et al. Hyperimmune anti-COVID-19 IVIG (C-IVIG) treatment in severe and critical COVID-19 patients: A phase I/II randomized control trial. *EClinicalMedicine*. 2021 Jun;100926.
177. Parikh D, Chaturvedi A, Shah N, Patel P, Patel R, Ray S. Safety and efficacy of COVID-19 hyperimmune globulin (HIG) solution in the treatment of active COVID-19 infection- Findings from a Prospective, Randomized, Controlled, Multi-Centric Trial [Internet]. *Infectious Diseases (except HIV/AIDS)*; 2021 Jul [cited 2021 Aug 17]. Available from: <http://medrxiv.org/lookup/doi/10.1101/2021.07.26.21261119>
178. Mansour E, Palma AC, Ulaf RG, Ribeiro LC, Bernardes AF, Nunes TA, et al. Pharmacological inhibition of the kinin-kallikrein system in severe COVID-19: a proof-of-concept study [Preprint]. *MedRxiv* 2020. Available from: <https://doi.org/10.1101/2020.08.11.20167353>.
179. Kosmopoulos A, Bhatt DL, Meglis G, Verma R, Pan Y, Quan A, et al. A Randomized Trial of Icosapent Ethyl in Ambulatory Patients with COVID-19. *iScience*. 2021 Aug;103040.
180. Vlaar APJ, e Bruin S, Busch M, Timmermans SAMEG, van Zeggeren IE, Koning R, et al. Anti-C5a antibody IFX-1 (vilobelimab) treatment versus best supportive care for patients with severe COVID-19 (PANAMO): an exploratory, open-label, phase 2 randomised controlled trial. *Lancet Rheumatol* 2020;2(12):E764-73. Available from: [https://doi.org/10.1016/S2665-9913\(20\)30341-6](https://doi.org/10.1016/S2665-9913(20)30341-6).
181. Aman J, Duijvelaar E, Botros L, Kianzad A, Schippers JR, Smeele PJ, et al. Imatinib in patients with severe COVID-19: a randomised, double-blind, placebo-controlled, clinical trial. *The Lancet Respiratory Medicine*. 2021 Jun;S221326002100237X.
182. Ravichandran R, Mohan SK, Sukumaran SK, Kamaraj D, Daivasuga SS, Samuel Ravi SOA, et al. Use of Indomethacin for mild and moderate Covid -19 patients A Randomized Control Trial [Internet]. *Infectious Diseases (except HIV/AIDS)*; 2021 Jul [cited 2021 Aug 3]. Available from: <http://medrxiv.org/lookup/doi/10.1101/2021.07.24.21261007>
183. Fisher BA, Veenith T, Slade D, Gaskell C, Rowland M, Whitehouse T, et al. Namilumab or infliximab compared to standard of care in hospitalised patients with COVID-19 (CATALYST): a phase 2 randomised adaptive trial [Internet]. *Intensive Care and Critical Care Medicine*; 2021 Jun [cited 2021 Jun 19]. Available from: <http://medrxiv.org/lookup/doi/10.1101/2021.06.02.21258204>
184. Lopardo G, Belloso WH, Nannini E, Colonna M, Sanguineti S, Zylberman V, et al. RBD-specific polyclonal F(ab')₂ fragments of equine antibodies in patients with moderate to severe COVID-19 disease: A randomized, multicenter, double-blind,

- placebo-controlled, adaptive phase 2/3 clinical trial. *EClinicalMedicine*. 2021 Apr;100843.
185. Esquivel-Moynelo I, Perez-Escribano J, Duncan-Robert Y, Vazque-Blonquist D, Bequet-Romero M, Baez-Rodriguez L, et al. Effect and safety of combination of interferon alpha-2b and gamma or interferon alpha-2b for negativization of SARS-CoV-2 viral RNA: preliminary results of a randomized controlled clinical trial [Preprint]. *MedRxiv* 2020. Available from: <https://doi.org/10.1101/2020.07.29.20164251>
 186. Davoudi-Monfared E, Rahmani H, Khalili H, Hajiabdolbaghi M, Salehi M, Abbasian L, et al. Efficacy and safety of interferon beta-1a in treatment of severe COVID-19: a randomized clinical trial [Preprint] *MedRxiv* 2020. Available from: <https://doi.org/10.1101/2020.05.28.20116467>.
 187. Darazam I, Pourhoseingholi M, Shokouhi S, Irvani S, Mokhtari M, Shabani M, et al. Role of Interferon Therapy in Severe COVID-19: The COVIFERON Randomized Controlled Trial. *ResearchSquare* [Internet]. 2021.
 188. Darazam I, Hatami F, Rabiei M, Pourhoseingholi M, Shabani M, Shokouhi S, et al. An Investigation Into the Beneficial Effects of High-Dose Interferon beta 1-a, Compared to Low-Dose Interferon Beta 1-a (the base therapeutic regimen) in moderate to severe COVID-19. *ResearchSquare* [Internet]. 2021.
 189. Monk PD, Marsden RJ, Tear VJ, Brookes J, Batten TN, Mankowski M, et al. Safety and efficacy of inhaled nebulised interferon beta-1a (SNG001) for treatment of SARS-CoV-2 infection: a randomised, double-blind, placebo-controlled, phase 2 trial. *Lancet Respir Med* 2020; published online 12 November 2020. Available from: [https://doi.org/10.1016/S2213-2600\(20\)30511-7](https://doi.org/10.1016/S2213-2600(20)30511-7).
 190. Rahmani H, Davoudi-Monfared E, Nourian A, Khalili H, Hajizadeh N, Jalalabadi NZ, et al. Interferon β -1b in treatment of severe COVID-19: a randomized clinical trial. *Int Immunopharmacol* 2020;88:106903. Available from: <https://doi.org/10.1016/j.intimp.2020.106903>.
 191. Myasnikov AL, Berns SA, Talyzin PA, Ershov FI. Interferon gamma in the treatment of patients with moderate COVID-19. *Voprosy virusologii*. 2021 Mar 7;66(1):47–54.
 192. Fu W, Yan L, Liu L, Hu H, Cheng X, Liu P, et al. An open-label, randomized trial of the combination of IFN- κ plus TFF2 with standard care in the treatment of patients with moderate COVID-19. *EclinicalMedicine* 2020;27:100547. Available from: <https://doi.org/10.1016/j.eclinm.2020.100547>.
 193. Chahla RE, Medina Ruiz L, Ortega ES, Morales MF, Barreiro F, George A, et al. A Randomized Trial - Intensive Treatment Based in Ivermectin and Iota-carrageenan as Pre-exposure Prophylaxis for COVID-19 in Healthcare Agents [Internet]. *Infectious*

- Diseases (except HIV/AIDS); 2021 Mar [cited 2021 Apr 2]. Available from: <http://medrxiv.org/lookup/doi/10.1101/2021.03.26.21254398>
194. Figueroa JM, Lombardo M, Dogliotti A, Flynn LP, Giugliano RP, Simonelli G, et al. Efficacy of a nasal spray containing Iota-Carrageenan in the prophylaxis of COVID-19 in hospital personnel dedicated to patients care with COVID-19 disease A pragmatic multicenter, randomized, double-blind, placebo-controlled trial (CARR-COV-02) [Internet]. Infectious Diseases (except HIV/AIDS); 2021 Apr [cited 2021 Apr 20]. Available from: <http://medrxiv.org/lookup/doi/10.1101/2021.04.13.21255409>
 195. Kumar S, de Souza R, Nadkar M, Guleria R, Trikha A, Joshi SR, Loganathan S, Vaidyanathan S, Marwah A, and Athalye S. A Two-Arm, Randomized, Controlled, Multi-Centric, Open-Label Phase-2 Study to Evaluate the Efficacy and Safety of Itolizumab in Moderate to Severe ARDS Patients Due to COVID-19. [Preprint]. Allergy and Immunology 2020. <https://doi.org/10.1101/2020.12.01.20239574>.
 196. Shouman W., Nafae M., Awad Hegazy A., et al. Use of Ivermectin as a potential chemoprophylaxis for COVID-19 in Egypt : A Randomised clinical trial Journal of Clinical and Diagnostic Research, doi:10.7860/JCDR/2020/46795.0000
 197. Chowdhury ATMM, Shahbaz M, Karim MR, Islam J, Guo D, He S. A randomized trial of ivermectin-doxycycline and hydroxychloroquine-azithromycin therapy on COVID19 patients [Preprint]. ResearchSquare 2020. Available from: <https://doi.org/10.21203/rs.3.rs-38896/v1>.
 198. Podder C, Chowdhury N, Sina M, Haque W. Outcome of ivermectin treated mild to moderate COVID-19 cases: a single-centre, open-label, randomised controlled study [Internet]. IMC J Med Sci 2020;14(2):002. Available from: http://www.imcjms.com/registration/journal_abstract/353
 199. Hashim HA, Maulood MF, Rasheed AM, Fatak DF, Kabah KK, Abdulmir AS. Controlled randomized clinical trial on using ivermectin with doxycycline for treating COVID-19 patients in Baghdad, Iraq [Preprint]. MedRxiv 2020. Available from: <https://doi.org/10.1101/2020.10.26.20219345>.
 200. Mahmud R, Rahman MDM, Alam I, Ahmed KGU, Kabir AKMH, Sayeed SKJB, et al. Ivermectin in combination with doxycycline for treating COVID-19 symptoms: a randomized trial. J Int Med Res. 2021 May;49(5):030006052110135.
 201. Elgazzar A, Hany B, Youssef SA, Hafez M, Moussa H. Efficacy and safety of ivermectin for treatment and prophylaxis of COVID-19 pandemic [Preprint]. ResearchSquare 2020. Available from: <https://doi.org/10.21203/rs.3.rs-100956/v1>.
 202. Krolewiecki A, Lifschitz A, Moragas M, Travacio M, Valentini R, Alonso DF, et al. Antiviral effect of high-dose ivermectin in adults with COVID-19: A proof-of-concept randomized trial. EClinicalMedicine. 2021 Jul;37:100959.

203. Niaee MS, Gheibi N, Namdar P, Allami A, Zolghadr L, Javadi A, Amin Karampour, et al. 2020. Ivermectin as an adjunct treatment for hospitalized adult COVID-19 patients: a randomized multi-center clinical trial [Preprint]. ResearchSquare 2020. <https://doi.org/10.21203/rs.3.rs-109670/v1>.
204. Sabeena A, Karim MM, Ross ag, Hossain ms, Clemens jd, Sumiya MK, Phru CS, et al. A Five Day Course of Ivermectin for the Treatment of COVID-19 May Reduce the Duration of Illness. *International Journal of Infectious Diseases* 2020. S1201971220325066. <https://doi.org/10.1016/j.ijid.2020.11.191>.
205. Chaccour C, Casellas A, Blanco-Di Matteo A, Pineda I, Fernandez-Montero A, Ruiz-Castillo P, et al. The effect of early treatment with ivermectin on viral load, symptoms and humoral response in patients with non-severe COVID-19: A pilot, double-blind, placebo-controlled, randomized clinical trial. *EClinicalMedicine*. 2021 Jan;100720.
206. Zeeshan Khan Chachar A, Ahmad Khan K, Asif M, Tanveer K, Khaqan A, Basri R. Effectiveness of Ivermectin in SARS-CoV-2/COVID-19 Patients. *ijSciences*. 2020;9(09):31–5.
207. Babalola OE, Bode CO, Ajayi AA, Alakaloko FM, Akase IE, Otrofanowei E, et al. Ivermectin shows clinical benefits in mild to moderate COVID19: a randomized controlled double-blind, dose-response study in Lagos. *QJM: An International Journal of Medicine*. 2021 Feb 18;hcab035.
208. Kirti R, Roy R, Pattadar C, Raj R, Agarwal N, Biswas B, et al. Ivermectin as a potential treatment for mild to moderate COVID-19: A double blind randomized placebo-controlled trial [Internet]. *Infectious Diseases (except HIV/AIDS)*; 2021 Jan [cited 2021 Jan 11]. Available from: <http://medrxiv.org/lookup/doi/10.1101/2021.01.05.21249310>
209. Mohan A, Tiwari P, Suri T, Mittal S, Patel A, Jain A, et al. Ivermectin in mild and moderate COVID-19 (RIVET-COV): a randomized, placebo-controlled trial [Internet]. In Review; 2021 Feb [cited 2021 Jun 5]. Available from: <https://www.researchsquare.com/article/rs-191648/v1>
210. Shahbaznejad L, Davoudi A, Eslami G, Markowitz JS, Navaeifar MR, Hosseinzadeh F, et al. Effect of ivermectin on COVID-19: A multicenter double-blind randomized controlled clinical trial. *Clinical Therapeutics*. 2021 May;S0149291821002010.
211. Hill A, Abdulmir A, Ahmed S, Asghar A, Babalola OE, Basri R, et al. Meta-analysis of randomized trials of ivermectin to treat SARS-CoV-2 infection [Internet]. In Review; 2021 Jan [cited 2021 Jan 29]. Available from: <https://www.researchsquare.com/article/rs-148845/v1>
212. Samaha AA, Mouawia H, Fawaz M, Hassan H, Salami A, Bazzal AA, et al. Effects of a Single Dose of Ivermectin on Viral and Clinical Outcomes in Asymptomatic

- SARS-CoV-2 Infected Subjects: A Pilot Clinical Trial in Lebanon. *Viruses*. 2021 May 26;13(6):989.
213. Efficacy of Ivermectin in COVID-19 Patients with Mild to Moderate Disease [Internet]. *Infectious Diseases (except HIV/AIDS)*; 2021 Feb [cited 2021 Mar 9]. Available from: <http://medrxiv.org/lookup/doi/10.1101/2021.02.02.21250840>
 214. Okumuş N, Demirtürk N, Çetinkaya RA, Güner R, Avcı İY, Orhan S, et al. Evaluation of the effectiveness and safety of adding ivermectin to treatment in severe COVID-19 patients. *BMC Infect Dis*. 2021 Dec;21(1):411.
 215. López-Medina E, López P, Hurtado IC, Dávalos DM, Ramirez O, Martínez E, et al. Effect of Ivermectin on Time to Resolution of Symptoms Among Adults With Mild COVID-19: A Randomized Clinical Trial. *JAMA* [Internet]. 2021 Mar 4 [cited 2021 Mar 9]; Available from: <https://jamanetwork.com/journals/jama/fullarticle/2777389>
 216. Pott-Junior H, Bastos Paoliello MM, de Queiroz Constantino Miguel A, da Cunha AF, de Melo Freire CC, Neves FF, et al. Use of ivermectin in the treatment of Covid-19: a pilot trial. *Toxicology Reports*. 2021 Mar;S2214750021000445.
 217. Kishoria N, Mathur SL, Parmar V, Kaur RJ, Agarwal H, Parihar BS, et al. Ivermectin as Adjuvant to Hydroxychloroquine in Patients Resistant to Standard Treatment for SARS-CoV-2: Results of an Open-label Randomized Clinical Study. *PIJR*. 2020 Aug 15;1–4.
 218. Abd-Elsalam S, Noor RA, Badawi R, Khalaf M, Esmail ES, Soliman S, et al. Clinical Study Evaluating the Efficacy of Ivermectin in COVID-19 Treatment: A Randomized Controlled Study. *J Med Virol*. 2021 Jun 2;jmv.27122.
 219. Biber A, Mandelboim M, Harmelin G, Lev D, Ram L, Shaham A, et al. Favorable outcome on viral load and culture viability using Ivermectin in early treatment of non-hospitalized patients with mild COVID-19 – A double-blind, randomized placebo-controlled trial [Internet]. *Infectious Diseases (except HIV/AIDS)*; 2021 May [cited 2021 Jun 4]. Available from: <http://medrxiv.org/lookup/doi/10.1101/2021.05.31.21258081>
 220. Faisal R, Shah SFA, Hussain M. Potential use of azithromycin alone and in combination with ivermectin in fighting against the symptoms of COVID-19. *TPMJ*. 2021 May 10;28(05):737–41.
 221. Vallejos J, Zoni R, Bangher M, Villamandos S, Bobadilla A, Plano F, et al. Ivermectin to prevent hospitalizations in patients with COVID-19 (IVERCOR-COVID19) a randomized, double-blind, placebo-controlled trial. *BMC Infect Dis*. 2021 Dec;21(1):635.
 222. Aref ZF, Bazeed SEES, Hassan MH, Hassan AS, Rashad A, Hassan RG, et al. Clinical, Biochemical and Molecular Evaluations of Ivermectin Mucoadhesive

- Nanosuspension Nasal Spray in Reducing Upper Respiratory Symptoms of Mild COVID-19. *Int J Nanomedicine*. 2021;16:4063–72.
223. Sakoulas G, Geriak M, Kullar R, Greenwood K, Habib M, Vyas A, et al. Intravenous immunoglobulin (IVIG) significantly reduces respiratory morbidity in COVID-19 pneumonia: a prospective randomized trial [Preprint]. *MedRxiv* 2020. Available from: <https://doi.org/10.1101/2020.07.20.20157891>.
224. Gharebaghi N, Nejadrahim R, Mousavi SJ, Sadat-Ebrahimi S-R, Hajizadeh R. The use of intravenous immunoglobulin gamma for the treatment of severe coronavirus disease 2019: a randomised placebo-controlled double-blind clinical trial [Preprint]. *ResearchSquare* 2020. Available from: <https://doi.org/10.21203/rs.3.rs-40899/v2>.
225. Tabarsi P, Barati S, Jamaati H, Haseli S, Marjani M, Moniri A, et al. Evaluating the effects of intravenous immunoglobulin (IVIG) on the management of severe COVID-19 cases: a randomized controlled trial [Internet]. *Int Immunopharmacol* 2020:107205. Available from: <https://doi.org/10.1016/j.intimp.2020.107205>.
226. R S R, Barge VB, Darivenula AK, Dandu H, Kartha RR, Bafna V, et al. A Phase II Safety and Efficacy Study on Prognosis of Moderate Pneumonia in COVID-19 patients with Regular Intravenous Immunoglobulin Therapy. *The Journal of Infectious Diseases*. 2021 Feb 15;jiab098.
227. Haran JP, Zheng Y, Knobil K, Palma NA, Lawrence JF, Wingertzahn MA. Targeting the Microbiome With KB109 in Outpatients with Mild to Moderate COVID-19 Reduced Medically Attended Acute Care Visits and Improved Symptom Duration in Patients With Comorbidities [Internet]. *Infectious Diseases (except HIV/AIDS)*; 2021 Mar [cited 2021 Apr 5]. Available from: <http://medrxiv.org/lookup/doi/10.1101/2021.03.26.21254422>
228. Fiorentino G, Coppola A, Izzo R, Annunziata A, Bernardo M, Lombardi A, et al. Effects of adding L-arginine orally to standard therapy in patients with COVID-19: A randomized, double-blind, placebo-controlled, parallel-group trial. Results of the first interim analysis. *EClinicalMedicine*. 2021 Sep;101125.
229. Endam LM, Tremblay C, Filali A, Desrosiers MY. Intranasal Application of Lactococcus Lactis W 136 Bacteria Early in SARS-Cov-2 Infection May Have a Beneficial Immunomodulatory Effect: A Proof-of-concept Study [Internet]. *Infectious Diseases (except HIV/AIDS)*; 2021 Apr [cited 2021 May 3]. Available from: <http://medrxiv.org/lookup/doi/10.1101/2021.04.18.21255699>
230. Hu K, Wang M, Zhao Y, Zhang Y, Wang T, Zheng Z, et al. A small-scale medication of leflunomide as a treatment of COVID-19 in an open-label blank-controlled clinical trial [Internet]. *Virol Sin* 2020. Available from: <https://doi.org/10.1007/s12250-020-00258-7>.

231. Wang M, Zhao Y, Hu W, Zhao D, Zhang Y, Wang T, et al. Treatment of COVID-19 patients with prolonged post-symptomatic viral shedding with leflunomide -- a single-center, randomized, controlled clinical trial [Internet]. *Clin Infect Dis* 2020; ciaa1417. Available from: <https://doi.org/10.1093/cid/ciaa1417>.
232. Zelalem Temesgen, Charles D. Burger, Jason Baker, Christopher Polk, Claudia Libertin, Colleen Kelley, et al. Lenzilumab Efficacy and Safety in Newly Hospitalized COVID-19 Subjects: Results from the Live-air Phase 3 Randomized Double-blind Placebo-controlled Trial. medRxiv [Internet]. 2021; Available from: <http://www.epistemonikos.org/documents/73286a51e37cadf3c26d795dbfffa4125c0f6c0>
233. Roostaei A, Meybodi Z, Mosavinasab S, Karimzadeh I, Sahebnaasagh A, Gholinataj M, et al. Efficacy and Safety of Levamisole Treatment in Clinical Presentations of Patients With COVID-19: A Double-Blind, Randomized, Controlled Trial. *ResearchSquare* [Internet]. 2021.
234. Cao B, Wang Y, Wen D, Liu W, Wang J, Fan G, et al. A trial of lopinavir-ritonavir in adults hospitalized with severe Covid-19. *N Engl J Med* 2020; 382(19): 1787–99. Available from: <https://doi.org/10.1056/NEJMoa2001282>.
235. Li Y, Xie Z, Lin W, Cai W, Wen C, Guan Y, et al. Efficacy and safety of lopinavir/ritonavir or arbidol in adult patients with mild/moderate COVID-19: an exploratory randomized controlled trial [Internet]. *Clin Advance* 2020, published online 4 May 2020. Available from: <https://doi.org/10.1016/j.medj.2020.04.001>.
236. RECOVERY Collaborative Group. Lopinavir–ritonavir in patients admitted to hospital with COVID-19 (RECOVERY): a randomised, controlled, open-label, platform trial. *Lancet* 2020; 396 (10259): 1345-52. Available from: [https://doi.org/10.1016/S0140-6736\(20\)32013-4](https://doi.org/10.1016/S0140-6736(20)32013-4).
237. Zheng F, Zhou Y, Zhou Z, Ye F, Huang B, Huang Y, et al. A novel protein drug, novaferon, as the potential antiviral drug for COVID-19 [Preprint]. *MedRxiv* 2020. Available from: <https://doi.org/10.1101/2020.04.24.20077735>.
238. Chen Y-K, Huang Y-Q, Tang S-Q, Xu X-L, Zeng Y-M, He X-Q, et al. Comparative effectiveness and safety of ribavirin plus interferon-alpha, lopinavir/ritonavir plus interferon-alpha and ribavirin plus lopinavir/ritonavir plus interferon-alpha in patients with mild to moderate novel coronavirus pneumonia: results of a randomized, open-labeled prospective study [Preprint]. 2020. Available from SSRN: <https://doi.org/10.2139/ssrn.3576905>.
239. Shahnaz Sali, Davood Yadegarinia, Sara Abolghasemi, Shabnam Tehrani, Babak Gharaei, Neda Khabiri, et al. Comparison of the Efficacy of Sofosbuvir and Kaletra on Outcome of Covid-19. Is Sofosbuvir A Potential Treatment For COVID-19? *Novelty in Biomedicine* [Internet]. 2021

240. Purwati, Budiono, Rachman BE, Yulistiani, Miatmoko A, Nasronudin, et al. A Randomized, Double-Blind, Multicenter Clinical Study Comparing the Efficacy and Safety of a Drug Combination of Lopinavir/Ritonavir-Azithromycin, Lopinavir/Ritonavir-Doxycycline, and Azithromycin-Hydroxychloroquine for Patients Diagnosed with Mild to Moderate COVID-19 Infections. Huyut Z, editor. *Biochemistry Research International*. 2021 Feb 9;2021:1–12.
241. Kasgari HA, Moradi S, Shabani AM, Babamahmoodi F, Badabi ARD, Davoudi L, et al. Evaluation of the efficacy of sofosbuvir plus daclatasvir in combination with ribavirin for hospitalized COVID-19 patients with moderate disease compared with standard care: a single-centre, randomized controlled trial. *J Antimicrob Chemother* 2020; 75(11):3373-78. Available from: <https://doi.org/10.1093/jac/dkaa332>.
242. Yadollahzadeh M, Eskandari M, Roham M, Zamani F, Laali A, Kalantari S, et al. Evaluation of Sovodak (Sofosbuvir/Daclatasvir) Treatment Outcome in COVID-19 Patient's Compared with Kaletra (Lopinavir/ritonavir): a Randomized Clinical Trial [Internet]. In Review; 2021 Mar [cited 2021 Mar 25]. Available from: <https://www.researchsquare.com/article/rs-257762/v1>
243. Labhardt ND, Smit M, Petignat I, Perneger T, Marinosci A, Ustero P, et al. Efficacy of Lopinavir-Ritonavir Prophylaxis for Individuals Exposed to SARS-CoV-2: The COPEP Pragmatic Open-Label, Cluster Randomized Trial. *SSRN Journal* [Internet]. 2021 [cited 2021 Jul 14]; Available from: <https://www.ssrn.com/abstract=3878828>
244. Papachristofilou A, Finazzi T, Blum A, Zehnder T, Zellweger N, Lustenberger J, et al. Low-Dose Radiation Therapy for Severe COVID-19 Pneumonia: A Randomized Double-Blind Study. *International Journal of Radiation Oncology*Biophysics*Physics*. 2021 Mar;S036030162100239X.
245. Cremer PC, Abbate A, Hudock K, McWilliams C, Mehta J, Chang SY, et al. Mavrilimumab in patients with severe COVID-19 pneumonia and systemic hyperinflammation (MASH-COVID): an investigator initiated, multicentre, double-blind, randomised, placebo-controlled trial. *The Lancet Rheumatology*. 2021 Mar;S2665991321000709.
246. Farnoosh G, Akbariqomi M, Badri T, Bagheri M, Izadi M, Saeedi-Boroujeni A, et al. Efficacy of a Low Dose of Melatonin as an Adjunctive Therapy in Hospitalized Patients with COVID-19: A Randomized, Double-blind Clinical Trial. *Archives of Medical Research*. 2021 Jun;S0188440921001417.
247. Davoodian N, Sharifimood F, Salarbashi D, Elyasi S, Baniasad A, Bejestani FS. The Effect of Melatonin as an Adjuvant Therapy on COVID-19: A Randomized Clinical Trial. *SSRN Journal* [Internet]. 2021 [cited 2021 Jul 14]; Available from: <https://www.ssrn.com/abstract=3878090>

248. Alizadeh Z, Keyhanian N, Ghaderkhani S, Dashti-Khavidaki S, Shokouhi Shoormasti R, Pourpak Z. A Pilot Study on Controlling Coronavirus Disease 2019 (COVID-19) Inflammation Using Melatonin Supplement. *IJAAI* [Internet]. 2021 Aug 11 [cited 2021 Aug 30]; Available from: <https://publish.kne-publishing.com/index.php/IJAAI/article/view/6959>
249. Mousavi SA, Heydari K, Mehravaran H, Saeedi M, Alizadeh-Navaei R, Hedayatizadeh-Omran A, et al. Melatonin effects on sleep quality and outcomes of COVID-19 patients: An open-label, randomized, controlled trial. *J Med Virol*. 2021 Sep 8;jmv.27312.
250. Clemente-Moragón A, Martínez-Milla J, Oliver E, Santos A, Flandes J, Fernández I, et al. Metoprolol in Critically Ill Patients With COVID-19. *Journal of the American College of Cardiology*. 2021 Sep;78(10):1001–11.
251. Shu L, Niu C, Li R, Huang T, Wang Y, Huang M, et al. Treatment of severe COVID-19 with human umbilical cord mesenchymal stem cells. *Stem Cell Res Ther* 2020;11(1):361. Available from: <https://doi.org/10.1186/s13287-020-01875-5>.
252. Shi L, Huang H, Lu X, Yan X, Jiang X, Xu R, et al. Treatment with human umbilical cord-derived mesenchymal stem cells for COVID-19 patients with lung damage: a randomised, double-blind, placebo controlled phase 2 trial [Preprint]. *MedRxiv* 2020. Available from: <https://doi.org/10.1101/2020.10.15.20213553>.
253. Lanzoni G, Linetsky E, Correa D, Cayetano SM, Marttos AC, Alvarez RA, et al. Umbilical cord mesenchymal stem cells for COVID-19 ARDS: a double blind, phase 1/2a, randomized controlled trial [Preprint]. 2020. Available from SSRN: <https://doi.org/10.2139/ssrn.3696875>.
254. Dilogo IH, Aditiansih D, Sugiarto A, Burhan E, Damayanti T, Sitompul PA, et al. Umbilical cord mesenchymal stromal cells as critical COVID -19 adjuvant therapy: A randomized controlled trial. *STEM CELLS Transl Med*. 2021 Jun 8;sctm.21-0046.
255. Hamidi-Alamdari D, Hafizi-Lotfabadi S, Bagheri-Moghaddam A, Safari H, Mozdourian M, Javidarabshahi Z, et al. Methylene Blue for Treatment of Hospitalized COVID-19 Patients: A Randomized, Controlled, Open-label Clinical Trial, Phase 2. *Rev Invest Clin*. 2021;73(3):190–8.
256. Borges M, Borges M, Borges J, Bastidas R. Estudio Experimental: Manejo del Metisoprinol en Pacientes con COVID-19. *uct*. 2020 Aug 10;24(103):41–50.
257. Painter WP, Holman W, Bush JA, Almazedi F, Malik H, Eraut NCJE, et al. Human Safety, Tolerability, and Pharmacokinetics of a Novel Broad-Spectrum Oral Antiviral Compound, Molnupiravir, with Activity Against SARS-CoV-2 [Internet]. *Infectious Diseases (except HIV/AIDS)*; 2020 Dec [cited 2020 Dec 30]. Available from: <http://medrxiv.org/lookup/doi/10.1101/2020.12.10.20235747>

258. Khoo SH, FitzGerald R, Fletcher T, Ewings S, Jaki T, Lyon R, et al. Optimal dose and safety of molnupiravir in patients with early SARS-CoV-2: a phase 1, dose-escalating, randomised controlled study [Internet]. *Pharmacology and Therapeutics*; 2021 May [cited 2021 May 14]. Available from: <http://medrxiv.org/lookup/doi/10.1101/2021.05.03.21256309>
259. Fischer W, Eron JJ, Holman W, Cohen MS, Fang L, Szewczyk LJ, et al. Molnupiravir, an Oral Antiviral Treatment for COVID-19 [Internet]. *Infectious Diseases (except HIV/AIDS)*; 2021 Jun [cited 2021 Jun 21]. Available from: <http://medrxiv.org/lookup/doi/10.1101/2021.06.17.21258639>
260. Mukhtar K, Qassim S, DanJuma MI, Mohamedali M, Al Farhan H, Khudair MF, El Tayeh AR, et al. On the Possible Beneficial Role for the Regular Use of Potent Mouthwash Solutions as a Preventive Measure for COVID19 Transmission; Invoking the Evolutionary Biology and Game Theory. [Preprint] 2020. <https://doi.org/10.1101/2020.11.27.20234997>.
261. Azmawati MN, Baharom N, Wan Sulaiman W, Rashid ZZ, Wong KK, Ali UK, Othman SN, et al. Early viral clearance among COVID-19 patients when gargling with povidone-iodine and essential oils: A pilot clinical trial. [Preprint] 2020. <https://doi.org/10.1101/2020.09.07.20180448>.
262. Guenezan J, Garcia M, Strasters D, Jousselin C, Lévêque N, Frasca D, et al. Povidone Iodine Mouthwash, Gargle, and Nasal Spray to Reduce Nasopharyngeal Viral Load in Patients With COVID-19: A Randomized Clinical Trial. *JAMA Otolaryngol Head Neck Surg* [Internet]. 2021 Feb 4 [cited 2021 Feb 14]; Available from: <https://jamanetwork.com/journals/jamaotolaryngology/fullarticle/2775984>
263. Elzein R, Abdel-Sater F, Fakhreddine S, Hanna PA, Feghali R, Hamad H, et al. In vivo evaluation of the virucidal efficacy of Chlorhexidine and Povidone-iodine mouthwashes against salivary SARS-CoV-2 [Internet]. *Infectious Diseases (except HIV/AIDS)*; 2021 Mar [cited 2021 Mar 22]. Available from: <http://medrxiv.org/lookup/doi/10.1101/2021.03.07.21252302>
264. Santos PS da S, Orcina B da F, Machado RRG, Vilhena FV, Alves LM da C, Zangrando MSR, et al. Beneficial effects of a mouthwash containing an antiviral phthalocyanine derivative on the length of hospital stay for COVID-19 [Internet]. In Review; 2021 Mar [cited 2021 Mar 23]. Available from: <https://www.researchsquare.com/article/rs-330173/v1>
265. Carrouel, Valette, Gadea, Esparcieux, Illes, Langlois, et al. Use of an antiviral mouthwash as an additional barrier measure in the SARS-CoV-2 transmission in adults with asymptomatic to mild COVID-19: A multicenter, randomized, double-blind

- controlled trial [Internet]. In Review; 2021 Mar [cited 2021 Mar 25]. Available from: <https://www.researchsquare.com/article/rs-315468/v1>
266. Huang YH, Huang JT. Use of chlorhexidine to eradicate oropharyngeal SARS-CoV-2 in COVID-19 patients. *J Med Virol*. 2021 Apr;jmv.26954.
 267. Eduardo F de P, Corrêa L, Heller D, Daep CA, Benitez C, Malheiros Z, et al. Salivary SARS-CoV-2 load reduction with mouthwash use: A randomized pilot clinical trial. *Heliyon*. 2021 Jun;7(6):e07346.
 268. Sehgal IS, Guleria R, Singh S, Siddiqui MS, Agarwal R. A randomised trial of *Mycobacterium w* in critically ill patients with COVID-19: ARMY-1. *ERJ Open Res*. 2021 Apr;7(2):00059–2021.
 269. Alencar JCG de, Moreira CdL, Müller AD, Chaves CE, Fukuhara MA, Silva EA da, Miyamoto MdFS, et al. Double-blind, randomized, placebo-controlled trial with N-acetylcysteine for treatment of Severe Acute Respiratory Syndrome caused by COVID-19. *Clin Infect Dis* 2020: ciaa1443. Available from: <https://doi.org/10.1093/cid/ciaa1443>.
 270. Gaynitdinova VV, Avdeev SN, Merzhoeva ZM, Berikkhanov ZG-M, Medvedeva IV, Gorbacheva TL. N-acetylcysteine as a part of complex treatment of moderate COVID-associated pneumonia. *Pul'monologîâ (Mosk)*. 2021 Feb 19;31(1):21–9.
 271. Taher A, Lashgari M, Sedighi L, Rahimi-bashar F, Poorolajal J, Mehrpooya M. A pilot study on intravenous N-Acetylcysteine treatment in patients with mild-to-moderate COVID19-associated acute respiratory distress syndrome. *Pharmacol Rep* [Internet]. 2021 Jun 10 [cited 2021 Jun 21]; Available from: <https://link.springer.com/10.1007/s43440-021-00296-2>
 272. Kimura KS, Freeman MH, Wessinger BC, Gupta V, Sheng Q, Huang LC, et al. Interim analysis of an open-label randomized controlled trial evaluating nasal irrigations in non-hospitalized patients with COVID-19. *Int Forum Allergy Rhinol* 2020;10(12):1325-28. Available from: <https://doi.org/10.1002/alr.22703>.
 273. Nesari TM, Bhardwaj A, ShriKrishna R, Ruknuddin G, Ghildiyal S, Das A, et al. Neem (*Azadirachta Indica* A. Juss) Capsules for Prophylaxis of COVID-19 Infection: A Pilot, Double-Blind, Randomized Controlled Trial. *Altern Ther Health Med*. 2021 Apr 23
 274. Abdulmir AS, Gorial FI, Saadi SJ, Maulood MF, Hashim HA, abdulrrazaq MK. Effectiveness and Safety of Niclosamide as Add-on Therapy to the Standard of Care Measures in COVID-19 Management: Randomized controlled clinical trial [Internet]. *Infectious Diseases (except HIV/AIDS)*; 2021 Jun [cited 2021 Jul 9]. Available from: <http://medrxiv.org/lookup/doi/10.1101/2021.06.10.21258709>
 275. Ashraf S, Ashraf S, Ashraf M, Imran MA, Kalsoom L, Siddiqui UN, et al. Honey and *Nigella sativa* against COVID-19 in Pakistan (HNS-COVID-PK): A multi-center placebo-controlled randomized clinical trial [Internet]. *Infectious Diseases (except*

- HIV/AIDS); 2020 Nov [cited 2021 May 4]. Available from:
<http://medrxiv.org/lookup/doi/10.1101/2020.10.30.20217364>
276. Koshak AE, Koshak EA, Mobeireek AF, Badawi MA, Wali SO, Malibary HM, et al. Nigella sativa for the treatment of COVID-19: An open-label randomized controlled clinical trial. *Complementary Therapies in Medicine*. 2021 Sep;61:102769.
277. Rocco PRM, Silva PL, Cruz FF, Junior MACM, Tierno PFGMM, Moura MA, et al. Early use of nitazoxanide in mild COVID-19 disease: randomized, placebo-controlled trial [Preprint]. *MedRxiv* 2020. Available from:
<https://doi.org/10.1101/2020.10.21.20217208>.
278. Vinicius Fontanesi Blum, Sérgio Cimerman, James R. Hunter, Paulo Tierno, Acioly Lacerda, Alexandre Soeiro, et al. Nitazoxanide In Vitro Efficacy Against SARS CoV-2 and In Vivo Superiority to Placebo to Treat Moderate COVID-19 – A Phase 2 Randomized Double-Blind Clinical Trial. SSRN [Internet]. 2021
279. Silva M, Espejo A, L Pereyra M, Lynch M, Thompson M, Taconelli H, et al. Efficacy of Nitazoxanide in reducing the viral load in COVID-19 patients. Randomized, placebo-controlled, single-blinded, parallel group, pilot study. [Internet]. *Infectious Diseases (except HIV/AIDS)*; 2021 Mar [cited 2021 Mar 8]. Available from:
<http://medrxiv.org/lookup/doi/10.1101/2021.03.03.21252509>
280. Rossignol J-F, Bardin MC, Oaks JB, Bostick BG, Vora KN, Fulgencio J, et al. Early treatment with nitazoxanide prevents worsening of mild and moderate COVID-19 and subsequent hospitalization [Internet]. *Infectious Diseases (except HIV/AIDS)*; 2021 Apr [cited 2021 Apr 29]. Available from:
<http://medrxiv.org/lookup/doi/10.1101/2021.04.19.21255441>
281. Moni M, Madathil T, Sathyapalan DT, Menon V, Gutjahr G, Edathadathil F, et al. A Feasibility Trial to Evaluate the Composite Efficacy of Inhaled Nitric Oxide in the Treatment of Covid 19 Pneumonia : Impact on Viral Load and Clinical Outcomes [Internet]. *Infectious Diseases (except HIV/AIDS)*; 2021 Apr [cited 2021 May 5]. Available from: <http://medrxiv.org/lookup/doi/10.1101/2021.04.15.21255300>
282. Winchester S, John S, Jabbar K, John I. Clinical Efficacy of Nitric Oxide Nasal Spray (NONS) for the Treatment of Mild COVID-19 Infection. *Journal of Infection*. 2021 May;S0163445321002516.
283. Eilidh B, Barlow-Pay F, Short R, Vilches-Moraga A, Price A, McGovern A, et al. Prior routine use of non-steroidal anti-inflammatory drugs (NSAIDs) and important outcomes in hospitalised patients with COVID-19. *J Clin Med* 2020;9(8):2586. Available from: <https://doi.org/10.3390/jcm9082586>.
284. Jeong HE, Lee H, Shin HJ, Choe YJ, Filion KB, Shin J-Y. Association between NSAIDs use and adverse clinical outcomes among adults hospitalised with COVID-19 in

- South Korea: a nationwide study [Preprint] MedRxiv 2020. Available from: <https://doi.org/10.1101/2020.06.01.20119768>.
285. Lund LC, Kristensen KB, Reilev M, Christensen S, Thomsen RW, Christiansen CF, et al. Adverse outcomes and mortality in users of non-steroidal anti-inflammatory drugs who tested positive for SARS-CoV-2: a Danish nationwide cohort study. *PLOS Med* 2020;17(9):e1003308. Available from: <https://doi.org/10.1371/journal.pmed.1003308>.
 286. Rinott E, Kozer E, Shapira Y, Bar-Haim A, Youngster I. Ibuprofen use and clinical outcomes in COVID-19 patients. *Clin Microbiol Infect* 2020;26(9):1259.e5-1259.e7. Available from: <https://doi.org/10.1016/j.cmi.2020.06.003>.
 287. Wong AYS, MacKenna B, Morton C, Schultze A, Walker AJ, Bhaskaran K, et al. OpenSAFELY: do adults prescribed non-steroidal anti-inflammatory drugs have an increased risk of death from COVID-19? [Preprint]. MedRxiv 2020. Available from: <https://doi.org/10.1101/2020.08.12.20171405>.
 288. Imam Z, Odish F, Gill I, O'Connor D, Armstrong J, Vanood A, et al. Older age and comorbidity are independent mortality predictors in a large cohort of 1305 COVID-19 patients in Michigan, United States. *J Intern Med* 2020;288(4):469–76. Available from: <https://doi.org/10.1111/joim.13119>.
 289. Esba LCA, Alqahtani RA, Thomas A, Shamas N, Alswaidan L, Mardawi G. Ibuprofen and NSAIDs use in COVID-19 infected patients is not associated with worse outcomes [Preprint]. ResearchSquare 2020. Available from: <https://doi.org/10.21203/rs.3.rs-85148/v1>.
 290. Mohsen Sedighiyan, Hamed Abdollahi, Elmira Karimi, Mostafa Badeli, Reza Erfanian, Shima Raeesi, et al. Omega-3 polyunsaturated fatty acids supplementation improve clinical symptoms in patients with covid-19: A randomized clinical trial. *Authorea* [Internet]. 2021.
 291. Doaei S, Gholami S, Rastgoo S, Gholamalizadeh M, Bourbour F, Bagheri SE, et al. The effect of omega-3 fatty acid supplementation on clinical and biochemical parameters of critically ill patients with COVID-19: a randomized clinical trial. *J Transl Med*. 2021 Dec;19(1):128.
 292. Patel J, Beishuizen A, Ruiz XB, Boughanmi H, Cahn A, Criner GJ, et al. A Randomized Trial of Otilimab in Severe COVID-19 Pneumonia (OSCAR) [Internet]. *Intensive Care and Critical Care Medicine*; 2021 Apr [cited 2021 Apr 28]. Available from: <http://medrxiv.org/lookup/doi/10.1101/2021.04.14.21255475>
 293. Araimo F, Imperiale C, Tordiglione P, Ceccarelli G, Borrazzo C, Alessandri F, et al. Ozone as adjuvant support in the treatment of COVID-19: a preliminary report of

- probiozovid trial [Preprint] *J Med Virol* 2020: jmv.26636. Available from: <https://doi.org/10.1002/jmv.26636>.
294. Shah M, Captain J, Vaidya V, Kulkarni A, Valsangkar K, Nair PMK, et al. Safety and efficacy of ozone therapy in mild to moderate COVID-19 patients: A phase 1/11 randomized control trial (SEOT study). *International Immunopharmacology*. 2021 Feb;91:107301.
 295. Pandit A, Bhalani N, Bhushan BLS, Koradia P, Gargiya S, Bhomia V, et al. Efficacy and Safety of Pegylated Interferon alfa-2b in Moderate COVID-19: A phase II, randomized, controlled, open-label study. *International Journal of Infectious Diseases*. 2021 Mar;S1201971221002320.
 296. Bushan S, Wanve S, Koradia P, Bhomia V, Soni P, Chakraborty S, et al. Efficacy and Safety of Pegylated Interferon- α 2b in Moderate COVID-19: A phase 3, randomized, comparator-controlled, open-label study. *International Journal of Infectious Diseases*. 2021 Aug;S1201971221006779.
 297. Feld JJ, Kandel C, Biondi MJ, Kozak RA, Zahoor MA, Lemieux C, et al. Peginterferon-lambda for the treatment of COVID-19 in outpatients [Preprint]. *MedRxiv* 2020. Available from: <https://doi.org/10.1101/2020.11.09.20228098>.
 298. Jagannathan P, Andrews J, Bonilla H, Hedlin H, Jacobson K, Balasubramanian V, et al. Peginterferon lambda-1a for treatment of outpatients with uncomplicated COVID-19: a randomized placebo-controlled trial [Preprint]. *MedRxiv* 2020. Available from: <https://doi.org/10.1101/2020.11.18.20234161>.
 299. Maldonado V, Hernandez-Ramírez C, Oliva-Pérez EA, Sánchez-Martínez CO, Pimentel-González JF, Molina-Sánchez JR, Jiménez-Villalba YZ, Chávez-Alderete J, and Loza-Mejía MA. Pentoxifylline Decreases Serum LDH Levels and Increases Lymphocyte Count in COVID-19 Patients: Results from an External Pilot Study. *International Immunopharmacology* 2020. 90 (January): 107209. <https://doi.org/10.1016/j.intimp.2020.107209>.
 300. Lattmann E, Bhalerao P, ShashiBhushan B, Nargundkar N, Lattmann P, Pillai KS, et al. Randomized, Comparative, Clinical Trial to Evaluate Efficacy and Safety of PNB001 in Moderate COVID-19 Patients [Internet]. *Infectious Diseases (except HIV/AIDS)*; 2021 Apr [cited 2021 May 3]. Available from: <http://medrxiv.org/lookup/doi/10.1101/2021.04.16.21255256>
 301. Méndez-Flores S, Priego-Ranero Á, Azamar-Llamas D, Olvera-Prado H, Rivas-Redondo KI, Ochoa-Hein E, et al. Effect of polymerized type I collagen in hyperinflammation of adult outpatients with symptomatic COVID-19: a double blind, randomised, placebo-controlled clinical trial [Internet]. *Infectious Diseases (except*

- HIV/AIDS); 2021 May [cited 2021 May 21]. Available from:
<http://medrxiv.org/lookup/doi/10.1101/2021.05.12.21257133>
302. Wang Q, Lin X, Xiang X, Liu W, Fang Y, Chen H, et al. Oropharyngeal Probiotic ENT-K12 Prevents Respiratory Tract Infections Among Frontline Medical Staff Fighting Against COVID-19: A Pilot Study. *Front Bioeng Biotechnol*. 2021 Jun 24;9:646184.
 303. Ghandehari S, Matusov Y, Pepkowitz S, Stein D, Kaderi T, Narayanan D, et al. Progesterone in addition to standard of care versus standard of care alone in the treatment of men admitted to the hospital with moderate to severe COVID-19: a randomised control phase 1 trial [Preprint]. 2020. Available from SSRN: <https://doi.org/10.2139/ssrn.3709835>.
 304. Sigamani A, Shetty Madhavi S, Sudhishma RM, Chugani A, Chen-Walden H, Kuty T, and Platt D. Galectin Antagonist Use in Mild Cases of SARS-CoV-2 Cases; Pilot Feasibility Randomised, Open Label, Controlled Trial. [Preprint] 2020. <https://doi.org/10.1101/2020.12.03.20238840>.
 305. Marcelo Augusto Duarte Silveira, David De Jong, Erica Batista dos Santos Galvao, Juliana Caldas Ribeiro, Thiago Cerqueira Silva, Andresa Aparecida Berretta, et al. Efficacy of propolis as an adjunct treatment for hospitalized COVID-19 patients: a randomized, controlled clinical trial. *medRxiv* [Internet]. 2021.
 306. Cadebiani F, McCoy J, Wambier C, Kovacevic M, Shapiro J, Sinclair R, et al. Proxalutamide (GT0918) Reduces the Rate of Hospitalization and Death in COVID-19 Male Patients: A Randomized Double-Blinded Placebo-Controlled Trial. *ResearchSquare* [Internet]. 2020.
 307. Cadebiani FA, McCoy J, Gustavo Wambier C, Vaño-Galván S, Shapiro J, Tosti A, et al. Proxalutamide Significantly Accelerates Viral Clearance and Reduces Time to Clinical Remission in Patients with Mild to Moderate COVID-19: Results from a Randomized, Double-Blinded, Placebo-Controlled Trial. *Cureus* [Internet]. 2021 Feb 22 [cited 2021 Mar 4]
 308. Cadebiani FA, do Nascimento Fonseca D, McCoy J, Zimmerman RA, Mirza FN, do Nascimento Correia M, et al. Efficacy of Proxalutamide in Hospitalized COVID-19 Patients: A Randomized, Double-Blind, Placebo-Controlled, Parallel-Design Clinical Trial [Internet]. *Infectious Diseases (except HIV/AIDS)*; 2021 Jun [cited 2021 Jul 12]. Available from: <http://medrxiv.org/lookup/doi/10.1101/2021.06.22.21259318>
 309. Cadebiani FA, Zimmerman RA, do Nascimento Fonseca D, do Nascimento Correia M, McCoy J, Wambier CG, et al. Proxalutamide (GT0918) Reduces the Rate of Hospitalization in mild-to-moderate COVID-19 Female Patients: A Randomized Double-Blinded Placebo-Controlled Two-Arm Parallel Trial [Internet]. *Infectious Diseases*

- (except HIV/AIDS); 2021 Jul [cited 2021 Jul 29]. Available from:
<http://medrxiv.org/lookup/doi/10.1101/2021.07.06.21260086>
310. Fragoso-Saavedra S, Núñez I, Audelo-Cruz BM, Arias-Martínez S, Manzur-Sandoval D, Quintero-Villegas A, et al. Pyridostigmine in adults with severe SARS-CoV-2 infection: the PISCO trial [Internet]. *Infectious Diseases (except HIV/AIDS)*; 2021 Apr [cited 2021 May 4]. Available from:
<http://medrxiv.org/lookup/doi/10.1101/2021.04.28.21255834>
311. Onal H, Arslan B, Ergun NU, Topuz S, Semerci SY, Kurnaz M, et al. Treatment of COVID-19 Patients with Quercetin: A Prospective, Single - Centre, Randomized, Controlled Trial [Internet]. Preprints; 2021 Jan [cited 2021 Jan 27].
312. Di Pierro F, Iqtadar S, Khan A, Ullah Mumtaz S, Masud Chaudhry M, Bertuccioli A, et al. Potential Clinical Benefits of Quercetin in the Early Stage of COVID-19: Results of a Second, Pilot, Randomized, Controlled and Open-Label Clinical Trial. *Int J Gen Med*. 2021;14:2807–16.
313. Amat-Santos IJ, Santos-Martinez S, López-Otero D, Nombela-Franco L, Gutiérrez-Ibanes E, Del Valle R, et al. Ramipril in high risk patients with COVID-19. *J Am Coll Cardiol* 2020;76(3):268–76. Available from:
<https://doi.org/10.1016/j.jacc.2020.05.040>.
314. Li C, Luo F, Liu C, Xiong N, Xu Z, Zhang W, et al. Effect of a genetically engineered interferon-alpha versus traditional interferon-alpha in the treatment of moderate-to-severe COVID-19: a randomised clinical trial. *Annals of Medicine*. 2021 Jan 1;53(1):391–401.
315. Eom JS, Ison M, Streinu-Cercel A, Săndulescu O, Preotescu L-L, Kim Y-S, et al. Efficacy and safety of CT-P59 plus standard of care: a phase 2/3 randomized, double-blind, placebo-controlled trial in outpatients with mild-to-moderate SARS-CoV-2 infection [Internet]. In Review; 2021 Mar [cited 2021 Mar 24]. Available from:
<https://www.researchsquare.com/article/rs-296518/v1>
316. Weinreich DM, Sivapalasingam S, Norton T, Ali S, Gao H, Bhore R, et al. REGEN-COV Antibody Cocktail Clinical Outcomes Study in Covid-19 Outpatients [Internet]. *Infectious Diseases (except HIV/AIDS)*; 2021 May [cited 2021 May 24]. Available from: <http://medrxiv.org/lookup/doi/10.1101/2021.05.19.21257469>
317. RECOVERY Collaborative Group, Horby PW, Mafham M, Peto L, Campbell M, Pessoa-Amorim G, et al. Casirivimab and imdevimab in patients admitted to hospital with COVID-19 (RECOVERY): a randomised, controlled, open-label, platform trial [Internet]. *Infectious Diseases (except HIV/AIDS)*; 2021 Jun [cited 2021 Jun 21]. Available from: <http://medrxiv.org/lookup/doi/10.1101/2021.06.15.21258542>

318. O'Brien MP, Forleo-Neto E, Sarkar N, Isa F, Hou P, Chan K-C, et al. Subcutaneous REGEN-COV Antibody Combination in Early SARS-CoV-2 Infection [Internet]. *Infectious Diseases (except HIV/AIDS)*; 2021 Jun [cited 2021 Jun 21]. Available from: <http://medrxiv.org/lookup/doi/10.1101/2021.06.14.21258569>
319. O'Brien MP, Forleo-Neto E, Musser BJ, Isa F, Chan K-C, Sarkar N, et al. Subcutaneous REGEN-COV Antibody Combination to Prevent Covid-19. *N Engl J Med*. 2021 Aug 4;NEJMoa2109682.
320. Beigel JH, Tomashek KM, Dodd LE, Mehta AK, Zingman BS, Kalil AC, et al. Remdesivir for the treatment of COVID-19 — final report. *N Engl J Med* 2020;383:1813-26. Available from: <https://doi.org/10.1056/NEJMoa2007764>.
321. Goldman JD, Lye DCB, Hui DS, Marks KM, Bruno R, Montejano R, et al. Remdesivir for 5 or 10 days in patients with severe COVID-19. *N Engl J Med* 2020;383:1827-37. Available from: <https://doi.org/10.1056/NEJMoa2015301>.
322. Wang Y, Zhang D, Du G, Du R, Zhao J, Jin Y, et al. Remdesivir in adults with severe COVID-19: a randomised, double-blind, placebo-controlled, multicentre trial. *Lancet* 2020;395(10236):1569–78. Available from: [https://doi.org/10.1016/S0140-6736\(20\)31022-9](https://doi.org/10.1016/S0140-6736(20)31022-9).
323. Spinner CD, Gottlieb RL, Criner GJ, Arribas López JR, Cattelan AM, Viladomiu AS, et al. Effect of remdesivir vs standard care on clinical status at 11 days in patients with moderate COVID-19: a randomized clinical trial. *JAMA* 2020;324(11):1048-57. Available from: <https://doi.org/10.1001/jama.2020.16349>.
324. Mahajan L, Singh A, Gifty. Clinical outcomes of using remdesivir in patients with moderate to severe COVID-19: A prospective randomised study. *Indian J Anaesth*. 2021;65(13):41.
325. Cheng L-l, Guan W-j, Duan C-y, Zhang N-f, Lei C-l, Hu Y, et al. Effect of recombinant human granulocyte colony-stimulating factor for patients with coronavirus disease 2019 (COVID-19) and lymphopenia: a randomized clinical trial. *JAMA Intern Med* 2020; published online 10 September 2020. Available from: <https://doi.org/10.1001/jamainternmed.2020.5503>.
326. Hung IF, Lung KC, Tso EY, Liu R, Chung TW, Chu MY, et al. Triple combination of interferon beta-1b, lopinavir-ritonavir, and ribavirin in the treatment of patients admitted to hospital with COVID-19: an open-label, randomised, phase 2 trial. *Lancet* 2020;395(10238):1695–1704. Available from: [https://doi.org/10.1016/S0140-6736\(20\)31042-4](https://doi.org/10.1016/S0140-6736(20)31042-4).
327. Cao Y, Wei J, Zou L, Jiang T, Wang G, Chen L, et al. Ruxolitinib in treatment of severe coronavirus disease 2019 (COVID-19): a multicenter, single-blind, randomized

- controlled trial. *J Allergy Clin Immunol* 2020;146(1):137-46.E3. Available from: <https://doi.org/10.1016/j.jaci.2020.05.019>.
328. The REMAP-CAP Investigators. Interleukin-6 Receptor Antagonists in Critically Ill Patients with Covid-19. *N Engl J Med*. 2021 Feb 25;NEJMoa2100433.
329. Lescure F-X, Honda H, Fowler RA, Lazar JS, Shi G, Wung P, et al. Sarilumab in patients admitted to hospital with severe or critical COVID-19: a randomised, double-blind, placebo-controlled, phase 3 trial. *The Lancet Respiratory Medicine*. 2021 Mar;S2213260021000990.
330. Sivapalasingam S, Lederer DJ, Bhore R, Hajizadeh N, Criner G, Hossain R, et al. A Randomized Placebo-Controlled Trial of Sarilumab in Hospitalized Patients with Covid-19 [Internet]. *Infectious Diseases (except HIV/AIDS)*; 2021 May [cited 2021 May 20]. Available from: <http://medrxiv.org/lookup/doi/10.1101/2021.05.13.21256973>
331. The WHO Rapid Evidence Appraisal for COVID-19 Therapies (REACT) Working Group, Domingo P, Mur I, Mateo GM, Gutierrez M del M, Pomar V, et al. Association Between Administration of IL-6 Antagonists and Mortality Among Patients Hospitalized for COVID-19: A Meta-analysis. *JAMA* [Internet]. 2021 Jul 6 [cited 2021 Jul 13]; Available from: <https://jamanetwork.com/journals/jama/fullarticle/2781880>
332. Resende GG, da Cruz Lage R, Lobê SQ, Medeiros AF, Costa e Silva AD, Nogueira Sá AT, et al. Blockade of Interleukin Seventeen (IL-17A) with Secukinumab in Hospitalized COVID-19 patients – the BISHOP study [Internet]. *Infectious Diseases (except HIV/AIDS)*; 2021 Jul [cited 2021 Aug 3]. Available from: <http://medrxiv.org/lookup/doi/10.1101/2021.07.21.21260963>
333. Tian F, Wang J, Xi X, He M, Zhao C, Feng F, et al. Efficacy and safety of short-wave diathermy treatment for moderate COVID-19 patients: a prospective, double-blind, randomized controlled clinical study. *European journal of physical and rehabilitation medicine* [Internet]. 2021; Available from: <http://www.epistemonikos.org/documents/356ba654e07f6231b50fd2a20e44ae587685ad91>
334. Asadipooya K, Abbasi F, Adatorwovor R, Davarpanah MA, Mansoori Y, Hajiani M, et al. A Randomized Single Blind Controlled Trial of Combination Therapy (Spironolactone and Sitagliptin) in Hospitalized Adult Patients with Covid-19. *SSRN Journal* [Internet]. 2021 [cited 2021 Aug 3]; Available from: <https://www.ssrn.com/abstract=3889411>
335. Sadeghi A, Asgari AA, Norouzi A, Kheiri Z, Anushirvani A, Montazeri M, et al. Sofosbuvir and daclatasvir compared with standard of care in the treatment of patients admitted to hospital with moderate or severe coronavirus infection (COVID-19): a

- randomized controlled trial. *J Antimicrob Chemother* 2020;75(11):3379-85. Available from: <https://doi.org/10.1093/jac/dkaa334>.
336. Yakoot M, Eysa B, Gouda E, Hill A, Helmy SA, Elsayed MR, et al. Efficacy and safety of sofosbuvir/daclatasvir in the treatment of COVID-19: a randomized, controlled study [Preprint]. 2020. Available from SSRN: <https://doi.org/10.2139/ssrn.3705289>.
337. Roozbeh F, Saeedi M, Alizadeh-Navaei R, Hedayatizadeh-Omran A, Merat S, Wentzel H, et al. Sofosbuvir and daclatasvir for the treatment of COVID-19 outpatients: a double-blind, randomized controlled trial. *Journal of Antimicrobial Chemotherapy*. 2020 Dec 18;dkaa501.
338. Mobarak S, Salasi M, Hormati A, Khodadadi J, Ziaee M, Abedi F, et al. Evaluation of the Effect of Sofosbuvir and Daclatasvir in Hospitalised COVID-19 Patients: A Randomized Double-Blind Clinical Trial (DISCOVER). *SSRN Journal* [Internet]. 2021 [cited 2021 Mar 24]; Available from: <https://www.ssrn.com/abstract=3792895>
339. Alavi-moghaddam M, Haghghi M, Sabaghian T, Soroureddin Z, Chaboki BG. Safety and Efficacy of Sofosbuvir in Hospitalized Adult Patients with SARS-CoV-2: A Preliminary Report. *SSRN Journal* [Internet]. 2021 [cited 2021 Mar 24]; Available from: <https://www.ssrn.com/abstract=3790463>
340. Khalili H, Nourian A, Ahmadinejad Z, Emadi Kouchak H, Jafari S, Dehghan Manshadi SA, et al. Efficacy and safety of sofosbuvir/ ledipasvir in treatment of patients with COVID-19; A randomized clinical trial. *Acta Biomed*. 2020 Nov 10;91(4):e2020102.
341. Elgohary MA-S, Hasan EM, Ibrahim AA, Ahmed Abdelsalam MF, Abdel-Rahman RZ, Zaki AI, et al. Efficacy of Sofosbuvir plus Ledipasvir in Egyptian patients with COVID-19 compared to standard treatment: Randomized controlled trial [Internet]. *Epidemiology*; 2021 May [cited 2021 May 26]. Available from: <http://medrxiv.org/lookup/doi/10.1101/2021.05.19.21257429>
342. Sayad B, Khodarahmi R, Najafi F, Miladi R, Mohseni Afshar Z, Mansouri F, et al. Efficacy and safety of sofosbuvir/velpatasvir versus the standard of care in adults hospitalized with COVID-19: a single-centre, randomized controlled trial. *Journal of Antimicrobial Chemotherapy*. 2021 May 25;dkab152.
343. El-Bendary M, Abd-Elsalam S, Elbaz T, El-Akel W, Cordie A, Elhadidy T, et al. Efficacy of combined Sofosbuvir and Daclatasvir in the treatment of COVID-19 patients with pneumonia: a multicenter Egyptian study. *Expert Review of Anti-infective Therapy*. 2021 Jul 15;1–5.

344. Abbass S, Salama M, Salman T, Sabry A, Abdel-Razek W, Kamal E, et al. Efficacy and safety of Sofosbuvir plus Daclatasvir or Ravidasvir in patients with COVID-19, A Randomized Controlled Trial. *J Med Virol*. 2021 Aug 11;jmv.27264.
345. Gupta A, Gonzalez-Rojas Y, Juarez E, Casal MC, Moya J, Falci DR, et al. Early Covid-19 Treatment With SARS-CoV-2 Neutralizing Antibody Sotrovimab [Internet]. *Infectious Diseases (except HIV/AIDS)*; 2021 May [cited 2021 Jun 17]. Available from: <http://medrxiv.org/lookup/doi/10.1101/2021.05.27.21257096>
346. Carmenate YV, Alkaabi FM, Aleman YMC, Valverde CAV, Ahmed YM, Sanna P, et al. Safety and Efficacy of Autologous Non-Hematopoietic Enriched Stem Cell Nebulization in Covid-19 Patients. A Randomized Clinical Trial, Abu Dhabi 2020. [Internet]. In Review; 2021 Jun [cited 2021 Jun 18]. Available from: <https://www.researchsquare.com/article/rs-558653/v1>
347. GLUCOCOVID investigators, Corral-Gudino L, Bahamonde A, Arnaiz-Revillas F, Gómez-Barquero J, Abadía-Otero J, et al. Methylprednisolone in adults hospitalized with COVID-19 pneumonia: An open-label randomized trial (GLUCOCOVID). *Wien Klin Wochenschr* [Internet]. 2021 Feb 3 [cited 2021 Feb 11]; Available from: <http://link.springer.com/10.1007/s00508-020-01805-8>
348. Jeronimo CMP, Farias MEL, Almeida Val FF, Sampaio VS, Alexandre MAA, Melo GC, et al. Methylprednisolone as adjunctive therapy for patients hospitalized with COVID-19 (metcovid): a randomised, double-blind, phase IIb, placebo-controlled trial. *Clin Infect Dis* 2020; ciaa1177. Available from: <https://doi.org/10.1093/cid/ciaa1177>.
349. Horby P, Lim WS, Emberson J, Mafham M, Bell J, Linsell L, et al. Effect of dexamethasone in hospitalized patients with COVID-19: preliminary report [Preprint] *MedRxiv* 2020. Available from: <https://doi.org/10.1101/2020.06.22.20137273>.
350. The WHO Rapid Evidence Appraisal for COVID-19 Therapies (REACT) Working Group. Association between administration of systemic Corticosteroids and mortality among critically ill patients with COVID-19: a meta-analysis. *JAMA* 2020;324:1330-41. Available from: <https://doi.org/10.1001/jama.2020.17023>.
351. Tomazini BM, Maia IS, Cavalcanti AB, Berwanger O, Rosa RG, Veiga VC, et al. Effect of dexamethasone on days alive and ventilator-free in patients with moderate or severe acute respiratory distress syndrome and COVID-19: the CoDEX randomized clinical trial. *JAMA* 2020; 324(13):1307-16. Available from: <https://doi.org/10.1001/jama.2020.17021>.
352. The Writing Committee for the REMAP-CAP Investigators, et al. Effect of hydrocortisone on mortality and organ support in patients with severe COVID-19: the REMAP-CAP COVID-19 corticosteroid domain randomized clinical trial. *JAMA* 2020; 324(13):1317-29. <https://doi.org/10.1001/jama.2020.17022>.

353. Dequin P-F, Heming N, Meziani F, Plantefève G, Voiriot G, Badié J, et al. Effect of hydrocortisone on 21-day mortality or respiratory support among critically ill patients with COVID-19: a randomized clinical trial. *JAMA* 2020;324(13):1298-1306. Available from: <https://doi.org/10.1001/jama.2020.16761>.
354. Farahani RH, Mosaed R, Nezami-Asl A, Chamanara N, Soleiman-Meigooni S, Kalantar S, et al. Evaluation of the efficacy of methylprednisolone pulse therapy in treatment of Covid-19 adult patients with severe respiratory failure: randomized, clinical trial [Preprint]. *ResearchSquare* 2020. Available from: <https://doi.org/10.21203/rs.3.rs-66909/v1>.
355. Edalatifard M, Akhtari M, Salehi M, Naderi Z, Jamshidi A, Mostafaei S, et al. Intravenous methylprednisolone pulse as a treatment for hospitalised severe COVID-19 patients: results from a randomised controlled clinical trial [Preprint]. *Eur Respir J* 2020; published online 17 September 2020. Available from: <https://doi.org/10.1183/13993003.02808-2020>.
356. Tang X, Feng Y-M, Ni J-X, Zhang J-Y, Liu L-M, Hu K, et al. Early Use of Corticosteroid May Prolong SARS-CoV-2 Shedding in Non-Intensive Care Unit Patients with COVID-19 Pneumonia: A Multicenter, Single-Blind, Randomized Control Trial. *Respiration*. 2021 Jan 22;1–11.
357. Jamaati H, Hashemian SM, Farzanegan B, Malekmohammad M, Tabarsi P, Marjani M, et al. No clinical benefit of high dose corticosteroid administration in patients with COVID-19: A preliminary report of a randomized clinical trial. *European Journal of Pharmacology*. 2021 Apr;897:173947.
358. Rashad A, Mousa S, Nafady-Hego H, Nafady A, Elgendy H. Short term survival of critically ill COVID-19 Egyptian patients on assisted ventilation treated by either Dexamethasone or Tocilizumab. *Sci Rep*. 2021 Dec;11(1):8816.
359. Ranjbar K, Shahriarirad R, Erfani A, Khodamoradi Z, Saadi MHG, Mirahmadizadeh A, et al. Methylprednisolone or Dexamethasone, Which One Is the Superior Corticosteroid in the Treatment of Hospitalized COVID-19 Patients: A Triple-Blinded Randomized Controlled Trial [Internet]. In Review; 2021 Feb [cited 2021 Feb 14]. Available from: <https://www.researchsquare.com/article/rs-148529/v1>
360. Munch MW, Myatra SN, Tirupakuzhi Vijayaraghavan BK, Saseedharan S, Benfield T, Wahlin RR, et al. Dexamethasone 12 mg versus 6 mg for patients with COVID-19 and severe hypoxia: an international, randomized, blinded trial [Internet]. *Intensive Care and Critical Care Medicine*; 2021 Jul [cited 2021 Jul 30]. Available from: <http://medrxiv.org/lookup/doi/10.1101/2021.07.22.21260755>
361. Ramakrishnan S, Nicolau DV, Langford B, Mahdi M, Jeffers H, Mwasuku C, et al. Inhaled budesonide in the treatment of early COVID-19 (STOIC): a phase 2, open-

- label, randomised controlled trial. *The Lancet Respiratory Medicine*. 2021 Apr;S2213260021001600.
362. Yu L-M, Bafadhel M, Dorward J, Hayward G, Saville BR, Gbinigie O, et al. Inhaled budesonide for COVID-19 in people at high risk of complications in the community in the UK (PRINCIPLE): a randomised, controlled, open-label, adaptive platform trial. *The Lancet*. 2021 Aug;S014067362101744X.
 363. Song J-Y, Yoon J-G, Seo Y-B, Lee J, Eom J-S, Lee J-S, et al. Ciclesonide Inhaler Treatment for Mild-to-Moderate COVID-19: A Randomized, Open-Label, Phase 2 Trial. *JCM*. 2021 Aug 12;10(16):3545.
 364. Clemency BM, Varughese R, Gonzalez-Rojas Y, Morse CG, Phipatanakul W, Koster DJ, et al. A randomized controlled trial of inhaled ciclesonide for outpatient treatment of symptomatic COVID-19 infections [Internet]. *Infectious Diseases (except HIV/AIDS)*; 2021 Sep [cited 2021 Sep 13]. Available from: <http://medrxiv.org/lookup/doi/10.1101/2021.09.07.21261811>
 365. Gonzalez Ochoa AJ, Raffetto JD, Hernandez AG, Zavala NA, Gutierrez O, Vargas A, and Loustaunau J. Sulodexide in the Treatment of Patients with Early Stages of COVID-19: A Randomised Controlled Trial. *MedRxiv 2020*. <https://doi.org/10.1101/2020.12.04.20242073>.
 366. Singh D, Bogus M, Moskalenko V, Lord R, Moran EJ, Crater GD, et al. A phase 2 study of the inhaled pan-JAK inhibitor TD-0903 in severe COVID-19: Part 1 [Internet]. *Respiratory Medicine*; 2021 Mar [cited 2021 Mar 24]. Available from: <http://medrxiv.org/lookup/doi/10.1101/2021.03.09.21252944>
 367. Parianti J-J, Prazuck T, Peyro-Saint-Paul L, Fournier A, Valentin C, Brucato S, et al. Effect of Tenofovir Disoproxil Fumarate and Emtricitabine on nasopharyngeal SARS-CoV-2 viral load burden amongst outpatients with COVID-19: A pilot, randomized, open-label phase 2 trial. *EClinicalMedicine*. 2021 Jun;100993.
 368. Amra B, Ashrafi F, Soltaninejad F, Feizi A, Salmasi M. Thalidomide for the treatment of severe Covid-19: A randomized clinical trial [Internet]. In Review; 2021 Apr [cited 2021 Apr 8]. Available from: <https://www.researchsquare.com/article/rs-379635/v1>
 369. Rosas IO, Bräu N, Waters M, Go RC, Hunter BD, Bhagani S, et al. Tocilizumab in Hospitalized Patients with Severe Covid-19 Pneumonia. *N Engl J Med*. 2021 Feb 25;NEJMoa2028700.
 370. Wang D, Fu B, Peng Z, Yang D, Han M, Li M, et al. Tocilizumab ameliorates the hypoxia in COVID-19 moderate patients with bilateral pulmonary lesions: a randomized, controlled, open-label, multicenter trial [Preprint]. 2020. Available from SSRN: <https://doi.org/10.2139/ssrn.3667681>.

371. Salvarani C, Dolci G, Massari M, Merlo DF, Cavuto S, Savoldi L, et al. Effect of tocilizumab vs standard care on clinical worsening in patients hospitalized with COVID-19 pneumonia: a randomized clinical trial [Preprint]. *JAMA Int Med* 2020; published online 20 October 2020. Available from: <https://doi.org/10.1001/jamainternmed.2020.6615>.
372. Stone JH, Frigault MJ, Serling-Boyd NJ, Fernandes AD, Harvey L, Foulkes AS, et al. Efficacy of tocilizumab in patients hospitalized with COVID-19 [Preprint]. *N Engl J Med* 2020; published online 21 October 2020. Available from: <https://doi.org/10.1056/NEJMoa2028836>.
373. Hermine O, Mariette X, Tharaux P-L, Resche-Rigon M, Porcher R, Ravaud P, and the CORIMUNO-19 Collaborative Group. Effect of tocilizumab vs usual care in adults hospitalized with COVID-19 and moderate or severe pneumonia: a randomized clinical trial [Preprint]. *JAMA Int Med* 2020; published online 20 October 2020. Available from: <https://doi.org/10.1001/jamainternmed.2020.6820>.
374. Salama C, Han J, Yau L, Reiss WG, Kramer B, Neidhart JD, et al. Tocilizumab in Patients Hospitalized with Covid-19 Pneumonia. *N Engl J Med*. 2020 Dec 17;NEJMoa2030340.
375. Veiga VC, Prats JAGG, Farias DLC, Rosa RG, Dourado LK, Zampieri FG, et al. Effect of tocilizumab on clinical outcomes at 15 days in patients with severe or critical coronavirus disease 2019: randomised controlled trial. *BMJ*. 2021 Jan 20;n84.
376. Horby PW, Campbell M, Staplin M, et al. Tocilizumab in patients admitted to hospital with COVID-19 (RECOVERY): a randomised, controlled, open-label, platform trial. *The Lancet*. 2021 May;397(10285):1637–45.
377. Rutgers A, Westerweel PE, van der Holt B, Postma S, van Vonderen MGA, Piersma DP, et al. Timely Administration of Tocilizumab Improves Survival of Hospitalized COVID-19 Patients. *SSRN Journal [Internet]*. 2021 [cited 2021 May 12]; Available from: <https://www.ssrn.com/abstract=3834311>
378. Talaschian M, Akhtari M, Mahmoudi M, Mostafaei S, Jafary M, Husseini AS, et al. Tocilizumab Failed to Reduce Mortality in Severe COVID-19 Patients: Results From a Randomized Controlled Clinical Trial [Internet]. In Review; 2021 May [cited 2021 May 14]. Available from: <https://www.researchsquare.com/article/rs-463921/v1>
379. Hamed DM, Belhoul KM, Al Maazmi NA, Ghayoor F, Moin M, Al Suwaidi M, et al. Intravenous methylprednisolone with or without tocilizumab in patients with severe COVID-19 pneumonia requiring oxygen support: A prospective comparison. *Journal of Infection and Public Health*. 2021 Aug;14(8):985–9.
380. Soin AS, Kumar K, Choudhary NS, Sharma P, Mehta Y, Kataria S, et al. Tocilizumab plus standard care versus standard care in patients in India with moderate to

- severe COVID-19-associated cytokine release syndrome (COVINTOC): an open-label, multicentre, randomised, controlled, phase 3 trial. *The Lancet Respiratory Medicine*. 2021 May;9(5):511–21.
381. Hermine O, Mariette X, Tharaux PL, Resche-Rigon M, Madjlessi Simon T, Porcher R, et al. Tocilizumab Plus Dexamethasone in Patients with Moderate-to-Severe COVID-19 Pneumonia: a Randomized Clinical Trial of the CORIMUNO-19 Study Group. *SSRN Journal* [Internet]. 2021 [cited 2021 Aug 30]; Available from: <https://www.ssrn.com/abstract=3909736>
 382. Guimarães PO, Quirk D, Furtado RH, Maia LN, Saraiva JF, Antunes MO, et al. Tofacitinib in Patients Hospitalized with Covid-19 Pneumonia. *N Engl J Med*. 2021 Jun 16;NEJMoa2101643.
 383. Wu X, Yu K, Wang Y, Xu W, Ma H, Hou Y, et al. Efficacy and safety of triazavirin therapy for coronavirus disease 2019: a pilot randomized controlled trial. *Engineering* 2020;6(10):1185-91. Available from: <https://doi.org/10.1016/j.eng.2020.08.011>.
 384. Nojomi M, Yasin Z, Keyvani H, Makiani MJ, Roham M, Laali A, et al. Effect of arbidol on COVID-19: a randomized controlled trial [Preprint]. *ResearchSquare* 2020. Available from: <https://doi.org/10.21203/rs.3.rs-78316/v1>.
 385. Yethindra V, Tagaev T, Uulu MS, Parihar Y. Efficacy of umifenovir in the treatment of mild and moderate COVID-19 patients. *Int J Res Pharm Sci* 2020;11(SPL1):506–09. Available from: <https://doi.org/10.26452/ijrps.v11iSPL1.2839>.
 386. Ghaderkhani S, Khaneshan AS, Salami A, Alavijeh PE, Kouchak HE, Khalili H, et al. Efficacy and safety of arbidol in treatment of patients with COVID-19 infection: a randomized clinical trial [Preprint]. *ResearchSquare* 2020. Available from: <https://doi.org/10.21203/rs.3.rs-91430/v1>.
 387. Alavi Darazam I, Shokouhi S, Mardani M, Pourhoseingholi MA, Rabiei MM, Hatami F, et al. Umifenovir in hospitalized moderate to severe COVID-19 patients: A randomized clinical trial. *International Immunopharmacology*. 2021 Oct;99:107969.
 388. Zhang J, Rao X, Li Y, Zhu Y, Liu F, Guo G, et al. High-dose vitamin C infusion for the treatment of critically ill COVID-19 [Preprint]. *ResearchSquare* 2020. Available from: <https://doi.org/10.21203/rs.3.rs-52778/v1>.
 389. Kumari P, Dembra S, Dembra P, Bhawna F, Gul A, Ali B, et al. The Role of Vitamin C as Adjuvant Therapy in COVID-19. *Cureus* [Internet]. 2020 Nov 30 [cited 2021 Jan 11]; Available from: <https://www.cureus.com/articles/45284-the-role-of-vitamin-c-as-adjuvant-therapy-in-covid-19>
 390. Jamali Moghadam Siahkali S, Zarezade B, Koolaji S, Alinaghi S, Zendehtdel A, Tabarestani M, et al. Safety and Effectiveness of High-Dose Vitamin C in Patients with

- COVID-19; A Randomized Controlled open-label Clinical Trial . ResearchSquare [Internet]. 2021.
391. Thomas S, Patel D, Bittel B, Wolski K, Wang Q, Kumar A, et al. Effect of High-Dose Zinc and Ascorbic Acid Supplementation vs Usual Care on Symptom Length and Reduction Among Ambulatory Patients With SARS-CoV-2 Infection: The COVID A to Z Randomized Clinical Trial. *JAMA Netw Open*. 2021 Feb 12;4(2):e210369.
 392. Castillo ME, Costa LME, Barrios JMV, Díaz JFA, Miranda JL, Bouillon R, Gomez JMQ. Effect of calcifediol treatment and best available therapy versus best available therapy on intensive care unit admission and mortality among patients hospitalized for COVID-19: a pilot randomized clinical study [Preprint]. *J Steroid Biochem Mol Biol* 2020;203:105751. Available from: <https://doi.org/10.1016/j.jsbmb.2020.105751>.
 393. Rastogi A, Bhansali A, Khare N, Suri V, Yaddanapudi N, Sachdeva N, et al. Short term, high-dose vitamin D supplementation for COVID-19 disease: a randomised, placebo-controlled, study (SHADE Study) [Preprint]. *Postgrad Med J* 2020; published online 12 November 2020. Available from: <https://doi.org/10.1136/postgradmedj-2020-139065>.
 394. Murai IH, Fernandes AL, Sales LP, Pinto AJ, Goessler KF, Duran CSC, et al. Effect of a Single High Dose of Vitamin D3 on Hospital Length of Stay in Patients With Moderate to Severe COVID-19: A Randomized Clinical Trial. *JAMA*. 2021 Feb 17
 395. Lakkireddy M, Gadiga SG, Malathi RD, Karra ML, Raju ISSVPM, Ragini, et al. Impact of Pulse D Therapy on The Inflammatory Markers in Patients With COVID-19. [Internet]. In Review; 2021 Feb [cited 2021 Mar 8]. Available from: <https://www.researchsquare.com/article/rs-152494/v1>
 396. Sabico S, Enani MA, Sheshah E, Aljohani NJ, Aldisi DA, Alotaibi NH, et al. Effects of a 2-Week 5000 IU versus 1000 IU Vitamin D3 Supplementation on Recovery of Symptoms in Patients with Mild to Moderate Covid-19: A Randomized Clinical Trial. *Nutrients*. 2021 Jun 24;13(7):2170.
 397. Gaborit B, Dailly E, Vanhove B, Josien R, Lacombe K, Dubee V, et al. Pharmacokinetics and safety of XAV-19, a swine glyco-humanized polyclonal anti-SARS-CoV-2 antibody, for COVID-19-related moderate pneumonia: a randomized, double-blind, placebo-controlled, phase IIa study [Internet]. *Infectious Diseases (except HIV/AIDS)*; 2021 Apr [cited 2021 Apr 28]. Available from: <http://medrxiv.org/lookup/doi/10.1101/2021.04.15.21255549>
 398. Hassan M, Abdelmaksoud A, Ghweil A, Rashad A, Aref Z, Khodeary A, et al. Olfactory disturbances as presenting manifestation among Egyptian patients with

- COVID-19: possible role of zinc [Preprint]. ResearchSquare 2020. Available from: <https://doi.org/10.21203/rs.3.rs-107577/v1>.
399. Abd-Elsalam S, Soliman S, Esmail ES, Khalaf M, Mostafa EF, Medhat MA, Ahmed OA, El Ghafar MSA, Alboraie M, and Hassany SM. Do Zinc Supplements Enhance the Clinical Efficacy of Hydroxychloroquine?: A Randomized, Multicenter Trial. *Biological Trace Element Research* 2020. <https://doi.org/10.1007/s12011-020-02512-1>.
400. Abdelmaksoud AA, Ghweil AA, Hassan MH, Rashad A, Khodeary A, Aref ZF, et al. Olfactory Disturbances as Presenting Manifestation Among Egyptian Patients with COVID-19: Possible Role of Zinc. *Biol Trace Elem Res* [Internet]. 2021 Jan 7 [cited 2021 Jan 11]; Available from: <http://link.springer.com/10.1007/s12011-020-02546-5>
401. Patel O, Chinni V, El-Khoury J, Perera M, Neto AS, McDonald C, et al. A pilot double-blind safety and feasibility randomised controlled trial of high-dose intravenous zinc in hospitalised COVID-19 patients. *J Med Virol*. 2021 Feb 25;jmv.26895.
402. Zhong M, Sun A, Xiao T, Yao G, Sang L, Zheng X, Zhang J, et al. A randomized, single-blind, group sequential, active-controlled study to evaluate the clinical efficacy and safety of α -lipoic acid for critically ill patients with coronavirus disease 2019 (COVID-19) [Preprint]. *MedRxiv* 2020. Available from: <https://doi.org/10.1101/2020.04.15.20066266>.