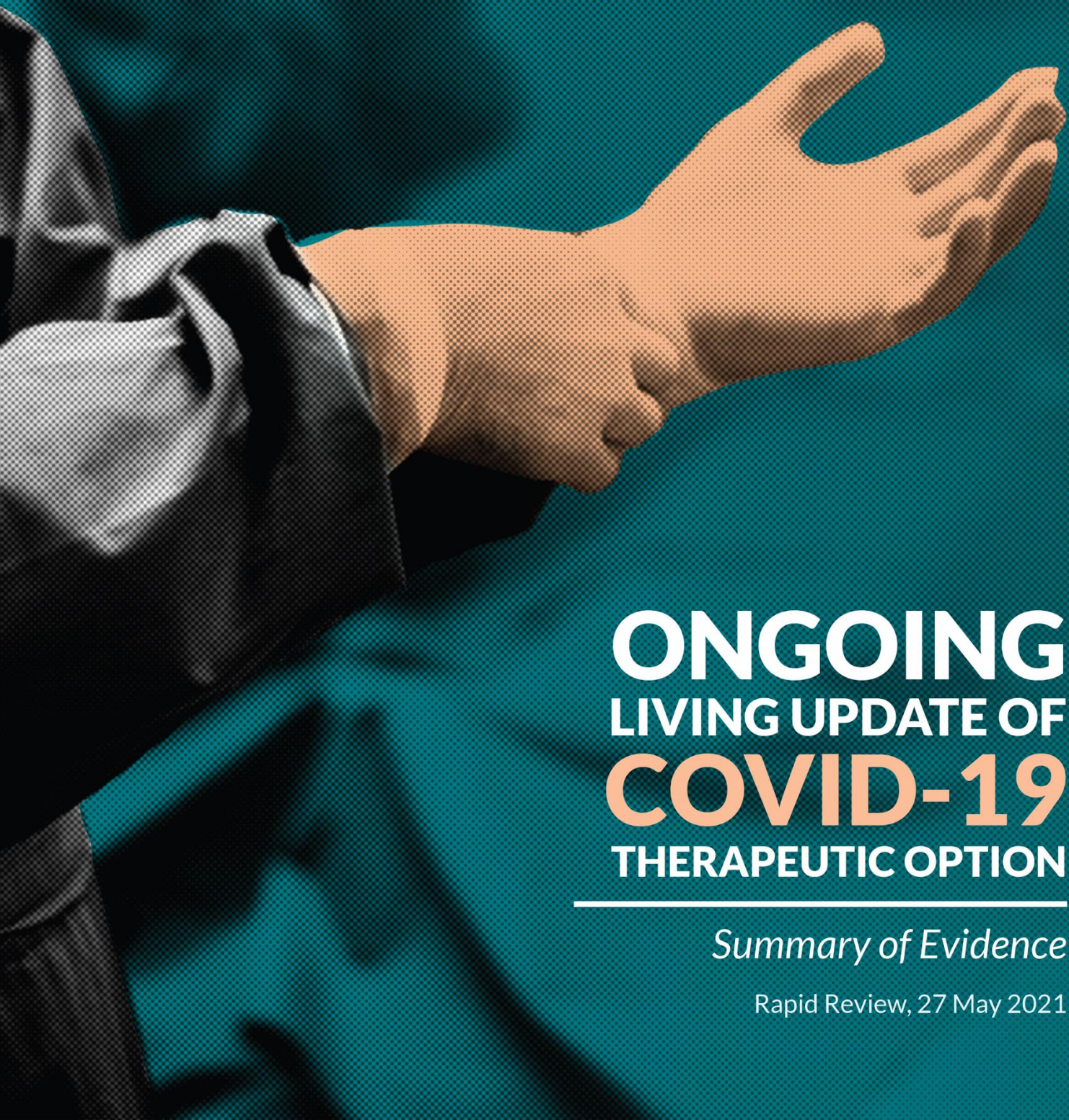


COVID-19



**ONGOING
LIVING UPDATE OF
COVID-19
THERAPEUTIC OPTION**

Summary of Evidence

Rapid Review, 27 May 2021

Ongoing Living Update of COVID-19 Therapeutic Options: Summary of Evidence. Rapid Review, 27 May 2021

PAHO/IMS/EIH/COVID-19/21-017

© Pan American Health Organization, 2021

Some rights reserved. This work is available under the Creative Commons AttributionNonCommercial-ShareAlike 3.0 IGO license (CC BY-NC-SA 3.0 IGO; <https://creativecommons.org/licenses/by-nc-sa/3.0/igo>).

Under the terms of this license, this work may be copied, redistributed, and adapted for noncommercial purposes, provided the new work is issued using the same or equivalent Creative Commons license and it is appropriately cited, as indicated below. In any use of this work, there should be no suggestion that the Pan American Health Organization (PAHO) endorses any specific organization, product, or service. Use of the PAHO logo is not permitted.

All reasonable precautions have been taken by PAHO to verify the information contained in this publication. However, the published material is being distributed without warranty of any kind, either expressed or implied. The responsibility for the interpretation and use of the material lies with the reader. In no event shall PAHO be liable for damages arising from its use.

Disclaimer

This document includes the results of a rapid systematic review of current available literature. The information included in this review reflects the evidence as of the date posted in the document. In recognition of the fact that there are numerous ongoing clinical studies, PAHO will periodically update this review and corresponding recommendations as new evidence becomes available.

Contents

Executive summary.....	iv
Background.....	iv
Summary of evidence.....	iv
Key findings.....	xvi
Changes since previous edition.....	xix
Concluding remarks.....	xx
Hallazgos clave.....	xxi
Cambios respecto a la versión anterior.....	xxiv
Conclusiones.....	xxvi
Systematic review of therapeutic options for treatment of COVID-19.....	1
Background.....	1
Methods.....	1
Search strategy.....	2
Study selection.....	2
Inclusion criteria.....	2
Living evidence synthesis.....	2
Results.....	4
Studies identified and included.....	4
Risk of bias.....	4
Main findings.....	9
Full description of included studies.....	33
Appendix 1. Summary of findings tables.....	181
References.....	205

Executive summary

Background

The urgent need for evidence on measures to respond to the COVID-19 pandemic had led to a rapid escalation in numbers of studies testing potential therapeutic options. The vast amount of data generated by these studies must be interpreted quickly so that physicians have the information to make optimal treatment decisions and manufacturers can scale-up production and bolster supply chains. Moreover, obtaining a quick answer to the question of whether or not a particular intervention is effective can help investigators involved in the many ongoing clinical trials to change focus and pivot to more promising alternatives. Since many physicians are currently using treatments that rely on compassionate-use exemptions or off-label indications to treat patients with COVID-19, it is crucial that they have access to the most up-to-date research evidence to inform their treatment decisions.

To address this evidence gap, we compiled the following database of evidence on potential therapeutic options for COVID-19. We hope this information will help investigators, policy makers, and prescribers navigate the flood of relevant data to ensure that management of COVID-19, at both individual and population levels, is based on the best available knowledge. We will endeavor to continually update this resource as more research is released into the public space.

Summary of evidence

Tables 1 and 2, which divide the total group of identified studies into randomized (Table 1) and non-randomized (Table 2) designs, indicate the primary outcome measures used for each investigation and the level of certainty. Table 3, below, summarizes the status of evidence for the 115 potential therapeutic options for COVID-19 for which studies were identified through our systematic review.

Table 1. List of RCTs of interventions for COVID-19 with primary outcome measures and certainty (n=308)

Intervention	Overall number of studies including the intervention, n=308	Mortality (n of studies)	Invasive mechanical ventilation (n of studies)	Symptom resolution (n of studies)	Prevention of infection (n of studies)	Adverse events (n of studies)	Hospitalization (n of studies)
Hydroxychloroquine or Chloroquine	NEW	42	11	8	7	4 (*)	13
Ivermectin		28	4 (*)	4	2 (*)	4	4
Convalescent plasma	NEW	18	3 (*)	8	7		5
Glucocorticoids		15	12	6	5		6
Favipiravir		14	5	4	1 (*)		1
Lopinavir-Ritonavir		13	3	3	2		2
Tocilizumab	NEW	13	11	9	5		11
Sofosbuvir +/- Daclatasvir or ledipasvir	NEW	10	1 (*)	1 (*)	1 (*)		
Azithromycin		6	3	3	3		1
Mouthwash		6	2	1	1		
Remdesivir		6	5 (#)	5	3		3
Zinc		6	2	1	2		1
Anticoagulants (Intermediate or full dose)	NEW	5	5			4 (*)	
Cochicine	NEW	5	4 (**)	3 (**)	1 (**)	1	1
IVIG		5	4	2			1
Umifenovir		5					
ACEIs or ARBs (treatment)	NEW	4	4	2			1
Bromhexine Hydrochloride		4	2	1	2	1	1
Interferon beta-1a		4	3	3	2		
Nitazoxanide		4	1	1	1		2
Vitamin C		3	3	4	2		
Vitamin D		3	2	1			1
Bamlanivimab		3	1		2		3
Mesenchymal cell transplantation		3	1		1		1
Sarilumab	NEW	3	3	1	2		3
ACEIs or ARBs (continuation)		2	2	2			
Anakinra	NEW	2	2	1	2		2
Baricitinib		2	2	1	2		2
Dutasteride		2			1		
Iota-Carrageenan		2	1				2
Leflunomide		2					
Molnupiravir	NEW	2					2
N-acetylcysteine		2	1	1			1
Nitric oxide	NEW	2	1	1			2
Omega-3 fatty acids		2	1				
Ozone		2	2		1		1
Proxalutide		2	1	1	1		1
Steroids (inhaled)		2		1	2		1
99mTc-MDP		1					
Ammonium chloride		1	1	1			
Aprepitant		1					
Artemisinin		1			1		1
Aspirin		1	1	1			
Auxora		1	1	1			
Aviptadil		1	1		1		1
Azvudine		1					
Baloxavir		1			1		
Bamlanivimab + etesevimab		1	1		1		1
BCG		1					
Bioven		1	1				1
Camostat mesilate		1	1	1	1		1
CERC-002		1	1				1
Chloroquine nasal drops		1					
Clarithromycin		1					
CIGB-325		1			1		1
Cofactors		1			1		1
Darunavir-Cobicistat		1					
Electrolyzed saline		1	1		1		1
Enisamium		1			1		
Famotidine		1	1				
Febuxostat		1					1
Finasteride		1	1				
Fluvoxamine		1	1	1			1
Helium (inhaled)		1					
Honey + Nigella sativa		1	1		1		

Honey + Nigella sativa	1	1		1			
Hyperbaric oxygen	1		1	1			
Icatibant	1	1					
IC1e/K	1	1					
IFN-alpha2b + IFN-gamma	1						
IFX-1	1	1				1	
INM005 (equine antibodies)	1	1	1	1		1	
Interferon beta-1b	1	1	1	1			
Interferon beta-1a (inhaled)	1	1	1	1			1
Interferon gamma	1						
Interferon kappa + TFF2	1	1					1
Itolizumab	1	1	1				1
KB109	1	1		1			1
Lactococcus Lactis (intranasal)	1			1			1
Lenzilumab	1	1	1				1
Levamisole	1			1			1
Lincomecin	1						
Low-dose radiation therapy	1	NEW					
Mavrilimumab	1	1	1	1			1
Melatonin	1	1		1			
Metisoprinol	1						
Methylene blue	1	NEW					
Mycobacterium w	1	NEW					
Nasal hypertonic saline	1			1			
Neem (Azadirachta Indica A. Juss)	1				1		
Novaferon	1						
Otilimab	1	1					1
Peg-IFN alfa	1			1			
Peg-IFN lambda	1						1
PNB001 (CCK-A antagonist)	1	1		1			
Polymerized type I collagen (PT1C)	1						1
Povidone iodine	1	1					1
Progesterone	1	1	1				1
Prolectin-M	1	1	1				1
Propolis	1	1	1	1			
Pyridostigmine	1	1	1	1			1
Quercetin	1	1		1			
Ramipril	1	1			1		
Recombinant Super-Compound IFN	1	1		1			
REGEN-COV (casirinivab and imdevimab)	1	NEW	1	1		1	1
Regdanvimab	1			1			1
Ribavirin	1						
Ribavirin + Interferon beta-1b	1						
Ruxolitinib	1			1			
rhG-CSF	1	1		1			1
Sofosbuvir/ledipasvir	1	1	1	1			1
Statins	1	1	1				
Sulodexide	1	1	1				1
TD-0903 (inhaled JAK-inhibitor)	1	1					1
Telmisartan	1	1	1				
Thalidomide	1	1	1				1
Triazavirin	1	1		1			1
XAV-19 (swine polyclonal antibodies)	1	1					1
α-Lipoic acid	1	1					

(*) Based on low risk of bias subgroup of studies; (#) Inconsistent results between included studies. Beigel et al. informed mortality reduction with remdesivir while WHO SOLIDARITY found no significant differences. Pooled estimates show a small non-statistically significant mortality reduction (RR 0.95, 95%CI 0.83 - 1.08); (†) Major bleeding; (**) Observed results apply mostly to hospitalized patients with moderate to critical disease. The COLCORONA trial that included patients with recent onset mild disease showed a tendency to less hospitalizations, less mortality and less mechanical ventilation requirements. However the certainty on those potential benefits was low because of very serious imprecision as the number of events was low.

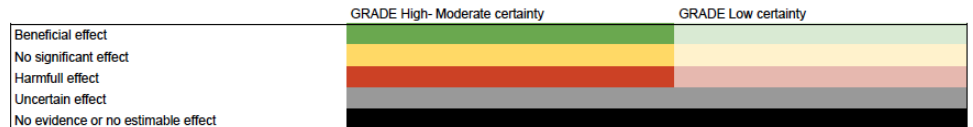


Table 2. List of non-RCTs of interventions for COVID-19 with primary outcome measures and certainty (n=7)

Intervention	Overall number of studies including the intervention	Mortality (n of studies)	Mechanical ventilation (n of studies)	Symptom resolution (n of studies)	Prevention of infection (n of studies)	Adverse events (n of studies)
NSAID	7	7				

	GRADE High- Moderate certainty	GRADE Low certainty
Beneficial effect		
No significant effect		
Harmful effect		
Uncertain effect		
No evidence or no estimable effect		

Table 3. Summary of findings on potential therapeutic options for COVID-19 (n=115), as at 27 May 2021

	Intervention	Summary of findings
1	99mTc-MDP	Uncertainty in potential benefits and harms. Further research is needed.
2	Ammonium chloride	Uncertainty in potential benefits and harms. Further research is needed.
3	ACEIs or ARBs	Continuing ACEIs or ARBs in patients with COVID-19 may not increase mortality nor mechanical ventilation requirements
4	Anakinra	It is uncertain if anakinra affects mortality, mechanical ventilation requirements, symptom resolution or increases severe adverse events. Further research is needed.
5	Anticoagulants	There are specific recommendations on the use of antithrombotic agents ⁸ for thromboprophylaxis in hospitalized patients with COVID-19. Regarding the best thromboprophylactic scheme, anticoagulants in intermediate (i.e. enoxaparin 1 mg/kg a day) or full dose (i.e. enoxaparin 1 mg/kg twice a day) probably does not decrease mortality in comparison with prophylactic dose (i.e. enoxaparin 40 mg a day). Anticoagulants in intermediate or full dose may decrease venous thromboembolic events but increase major bleeding in comparison with prophylactic dose.
6	Aprepitant	Uncertainty in potential benefits and harms. Further research is needed.
7	Artemisinin	Uncertainty in potential benefits and harms. Further research is needed.

	Intervention	Summary of findings
8	Aspirin	Uncertainty in potential benefits and harms. Further research is needed.
9	Auxora	Uncertainty in potential benefits and harms. Further research is needed.
10	Aviptadil	Uncertainty in potential benefits and harms. Further research is needed.
11	Azithromycin	Azithromycin probably does not reduce mortality or mechanical ventilation and does not improve time to symptom resolution.
12	Azvudine	Uncertainty in potential benefits and harms. Further research is needed.
13	Baricitinib	Baricitinib probably reduces mortality and time to symptom resolution. Certainty of the evidence was moderate because of risk of bias.
14	Baloxavir	Uncertainty in potential benefits and harms. Further research is needed.
15	Bamlanivimab (monoclonal antibody)	Bamlanivimab probably does not significantly improve time to symptom resolution. It is uncertain if it affects mortality, mechanical ventilation requirements or increases severe adverse events. Further research is needed.
16	Bamlanivimab + etesevimab (monoclonal antibodies)	Bamlanivimab + etesevimab probably does not significantly improve time to symptom resolution. It is uncertain if it affects mortality, mechanical ventilation requirements or increases severe adverse events. Further research is needed.
17	BCG	Uncertainty in potential benefits and harms. Further research is needed.
18	Bioven	Uncertainty in potential benefits and harms. Further research is needed.
19	Bromhexine hydrochloride	Uncertainty in potential benefits and harms. Further research is needed.
20	Camostat mesilate	Uncertainty in potential benefits and harms. Further research is needed.
21	CERC-002	Uncertainty in potential benefits and harms. Further research is needed.

	Intervention	Summary of findings
22	Chloroquine nasal drops	Uncertainty in potential benefits and harms. Further research is needed.
23	CIGB-325	Uncertainty in potential benefits and harms. Further research is needed.
24	Clarithromycin	Uncertainty in potential benefits and harms. Further research is needed.
25	Cofactors (L-carnitine, N-acetylcysteine, nicotinamide, serine)	Uncertainty in potential benefits and harms. Further research is needed.
26	Colchicine	Colchicine probably does not reduce mortality, mechanical ventilation requirements or increase symptom resolution or improvement with moderate certainty. In patients with mild recent onset COVID-19 colchicine may reduce hospitalizations however the certainty of the evidence was low because of imprecision.
27	Convalescent plasma	Convalescent plasma probably does not reduce mortality nor significantly reduces mechanical ventilation requirements or improves time to symptom resolution with moderate certainty of the evidence. Infusion related severe adverse events are probably exceptional.
28	Darunavir-cobicistat	Uncertainty in potential benefits and harms. Further research is needed.
29	Dutasteride	Uncertainty in potential benefits and harms. Further research is needed.
30	Electrolyzed saline	Uncertainty in potential benefits and harms. Further research is needed.
31	Enisamium	Uncertainty in potential benefits and harms. Further research is needed.
32	Famotidine	Uncertainty in potential benefits and harms. Further research is needed.
33	Favipiravir	Favipiravir may not reduce mortality nor mechanical ventilation requirements and it probably does not improve time to symptom resolution.
34	Febuxostat	Uncertainty in potential benefits and harms. Further research is needed.

	Intervention	Summary of findings
35	Finasteride	Uncertainty in potential benefits and harms. Further research is needed.
36	Fluvoxamine	Uncertainty in potential benefits and harms. Further research is needed.
37	Helium (inhaled)	Uncertainty in potential benefits and harms. Further research is needed.
38	Honey + <i>Nigella Sativa</i>	Uncertainty in potential benefits and harms. Further research is needed.
39	Hydroxychloroquine and chloroquine	Hydroxychloroquine or chloroquine probably does not reduce mortality, invasive mechanical ventilation nor significantly improves time to symptom resolution with moderate certainty. When used prophylactically in persons exposed to COVID-19 it may not significantly reduce the risk of infection. However, certainty of the evidence is low because of risk of bias and imprecision. HCQ/CQ may also be associated with a small increase in severe adverse events.
40	Hyperbaric oxygen	Uncertainty in potential benefits and harms. Further research is needed.
41	Icatibant/iC1e/K	Uncertainty in potential benefits and harms. Further research is needed.
42	IFX-1	Uncertainty in potential benefits and harms. Further research is needed.
43	INM005 (polyclonal fragments of equine antibodies)	Uncertainty in potential benefits and harms. Further research is needed.
44	Interferon alpha-2b and Interferon gamma	Uncertainty in potential benefits and harms. Further research is needed.
45	Interferon beta-1a	IFN beta-1a probably does not reduce mortality nor invasive mechanical ventilation requirements. Inhaled interferon beta-1a may improve time to symptom resolution.
46	Interferon beta-1b	Uncertainty in potential benefits and harms. Further research is needed.
47	Interferon gamma	Uncertainty in potential benefits and harms. Further research is needed.

	Intervention	Summary of findings
48	Interferon kappa and TFF2	Uncertainty in potential benefits and harms. Further research is needed.
49	Iota-Carrageenan	Uncertainty in potential benefits and harms. Further research is needed.
50	Itolizumab	Uncertainty in potential benefits and harms. Further research is needed.
51	Ivermectin	Although pooled estimates suggest significant benefits with ivermectin, included studies methodological limitations and a small overall number of events results in very low certainty of the evidence. Based on the results reported by the only four RCTs classified as low risk of bias, ivermectin may not significantly reduce mortality and probably does not improve time to symptom resolution. Further research is needed to confirm or discard those findings.
52	Intravenous immunoglobulin	Uncertainty in potential benefits and harms. Further research is needed.
53	KB109	Uncertainty in potential benefits and harms. Further research is needed.
54	<i>Lactococcus Lactis</i> (intranasal)	Uncertainty in potential benefits and harms. Further research is needed.
55	Leflunomide	Uncertainty in potential benefits and harms. Further research is needed.
56	Lenzilumab	Lenzilumab may reduce mortality and mechanical ventilation requirements in severe patients. However certainty of the evidence is low because of imprecision. Further research is needed.
57	Levamisole	Uncertainty in potential benefits and harms. Further research is needed.
58	Lincomycin	Uncertainty in potential benefits and harms. Further research is needed.
59	Lopinavir-ritonavir	Lopinavir-ritonavir probably does not reduce mortality with moderate certainty. Lopinavir-ritonavir may not be associated with a significant increase in severe adverse events. However, the certainty is low because of risk of bias and imprecision.

	Intervention	Summary of findings
60	Low dose radiation therapy	Uncertainty in potential benefits and harms. Further research is needed.
61	Mavrilimumab	Uncertainty in potential benefits and harms. Further research is needed.
62	Melatonin	Uncertainty in potential benefits and harms. Further research is needed.
63	Mesenchymal stem-cell transplantation	Uncertainty in potential benefits and harms. Further research is needed.
64	Methylene blue	Uncertainty in potential benefits and harms. Further research is needed.
65	Molnupiravir	Uncertainty in potential benefits and harms. Further research is needed.
66	Mouthwash	Uncertainty in potential benefits and harms. Further research is needed.
67	Mycobacterium w	Uncertainty in potential benefits and harms. Further research is needed.
68	N-acetylcysteine	Uncertainty in potential benefits and harms. Further research is needed.
69	Nasal hypertonic saline	Uncertainty in potential benefits and harms. Further research is needed.
70	Neem (Azadirachta Indica A. Juss)	Uncertainty in potential benefits and harms. Further research is needed.
71	Nitazoxanide	Uncertainty in potential benefits and harms. Further research is needed.

	Intervention	Summary of findings
72	Nitric oxide	Uncertainty in potential benefits and harms. Further research is needed.
73	Novaferon	Uncertainty in potential benefits and harms. Further research is needed.
74	Non-steroidal anti-inflammatory drugs (NSAIDs)	Current best evidence suggests no association between NSAID consumption and COVID-19 related mortality. However, certainty of the evidence is very low because of risk of bias. Further research is needed.
75	Omega-3 fatty acids	Uncertainty in potential benefits and harms. Further research is needed
76	Otilimab	Uncertainty in potential benefits and harms. Further research is needed
77	Ozone	Uncertainty in potential benefits and harms. Further research is needed.
78	Peg-interferon alfa	Uncertainty in potential benefits and harms. Further research is needed.
79	Peg-interferon lamda	Uncertainty in potential benefits and harms. Further research is needed.
80	Pentoxifylline	Uncertainty in potential benefits and harms. Further research is needed.
81	PNB001 (CCK-A antagonist)	Uncertainty in potential benefits and harms. Further research is needed.
82	Polymerized type I collagen (PT1C)	Uncertainty in potential benefits and harms. Further research is needed.
83	Povidone iodine (nasal spray)	Uncertainty in potential benefits and harms. Further research is needed.
84	Progesterone	Uncertainty in potential benefits and harms. Further research is needed

	Intervention	Summary of findings
85	Prolectin-M	Uncertainty in potential benefits and harms. Further research is needed
86	Propolis	Uncertainty in potential benefits and harms. Further research is needed
87	Proxalutide	Proxalutide may improve time to symptom resolution. However certainty of the evidence is low because of risk of bias. Further research is needed.
88	Pyridostigmine	Uncertainty in potential benefits and harms. Further research is needed
89	Quercetin	Uncertainty in potential benefits and harms. Further research is needed
90	Ramipril	Uncertainty in potential benefits and harms. Further research is needed.
91	Recombinant super-compound Interferon	Uncertainty in potential benefits and harms. Further research is needed.
92	REGEN-COV (casirivimab and imdevimab)	REGEN-COV probably reduces hospitalizations and improves time to symptom resolution without increasing severe adverse events. The certainty of the evidence was moderate because of imprecision.
93	Regdanvimab	Regdanvimab may improve time to symptom resolution in mild to moderate patients. Its effects on mortality and mechanical ventilation are uncertain. Further research is needed.
94	Remdesivir	Remdesivir may slightly reduce mortality and improve time to symptom resolution without significantly increasing the risk of severe adverse events. However, the certainty is low because of risk of bias and imprecision.
95	rhG-CSF (in patients with lymphopenia)	Uncertainty in potential benefits and harms. Further research is needed.
96	Ribavirin	Uncertainty in potential benefits and harms. Further research is needed.
97	Ribavirin + Interferon beta-1b	Uncertainty in potential benefits and harms. Further research is needed.

	Intervention	Summary of findings
98	Ruxolitinib	Uncertainty in potential benefits and harms. Further research is needed.
99	Sarilumab	Sarilumab may reduce mortality and mechanical ventilation requirements without increasing severe adverse events. However, the certainty is low because of imprecision and inconsistency.
100	Sofosbuvir +/- daclatasvir or ledipasvir	Sofosbuvir with or without daclatasvir or ledipasvir may not reduce mortality nor mechanical ventilation requirements and it probably does not improve time to symptom resolution. Further research is needed to confirm these findings.
101	Statins	Uncertainty in potential benefits and harms. Further research is needed.
102	Steroids	Steroids reduce mortality and probably reduce invasive mechanical ventilation requirements in patients with severe COVID-19 infection with moderate certainty. Steroids may not significantly increase the risk of severe adverse events.
103	Steroids (inhaled)	Inhaled steroids may improve time to symptom resolution and may decrease hospitalizations. Further research is needed.
104	Sulodexide	Uncertainty in potential benefits and harms. Further research is needed.
105	TD-0903 (inhaled JAK-inhibitor)	Uncertainty in potential benefits and harms. Further research is needed.
106	Telmisartan	Uncertainty in potential benefits and harms. Further research is needed.
107	Thalidomide	Uncertainty in potential benefits and harms. Further research is needed.
108	Tocilizumab	Tocilizumab may not reduce mortality but probably reduces mechanical ventilation requirements without possibly increasing severe adverse events.
109	Triazavirin	Uncertainty in potential benefits and harms. Further research is needed.

	Intervention	Summary of findings
110	Umifenovir	Uncertainty in potential benefits and harms. Further research is needed.
111	Vitamin C	Uncertainty in potential benefits and harms. Further research is needed.
112	Vitamin D	Uncertainty in potential benefits and harms. Further research is needed.
113	XAV-19 (swine glyco-humanized polyclonal antibodies)	Uncertainty in potential benefits and harms. Further research is needed.
114	Zinc	Uncertainty in potential benefits and harms. Further research is needed.
115	α -Lipoic acid	Uncertainty in potential benefits and harms. Further research is needed.

Key findings

- **Therapeutic options:** According to WHO international registry of clinical trials platform (ICTRP), hundreds of potential interventions are being assessed in more than 9400 clinical trials and observational studies. In this review we identified and examined 115 therapeutic options.
- **Steroids:** The body of evidence on steroids, which includes fifteen RCTs, shows that low or moderate dose treatment schemes (RECOVERY trial dose was 6 mg of oral or intravenous preparation once daily for 10 days) are probably effective in reducing mortality in patients with severe COVID-19 infection. These results remained robust after including studies in which patients with acute respiratory distress syndrome (ARDS) secondary to alternative etiologies (not COVID-19 related) were randomized to steroids or placebo/no steroids.
- **Remdesivir:** In the WHO SOLIDARITY trial, remdesivir resulted in little or no effect on overall mortality, initiation of ventilation and duration of hospital stay among hospitalized patients. When combining those findings with those from four other RCTs, remdesivir may slightly reduce mortality and invasive mechanical ventilation requirements and may improve time to symptom resolution. However, overall certainty of the evidence is low and further research is needed to confirm these findings.

• **Hydroxychloroquine, lopinavir–ritonavir and interferon beta-1a:** The body of evidence on hydroxychloroquine, lopinavir-ritonavir and interferon beta-1a, including anticipated findings from the RECOVERY and SOLIDARITY trials, showed no benefit in terms of mortality reduction, invasive mechanical ventilation requirements or time to clinical improvement. Furthermore, the analysis showed probable mortality increment in those patients treated with hydroxychloroquine. Six studies assessed hydroxychloroquine in exposed individuals and showed a non-statistically significant trend towards reduction in symptomatic infection. Further research is needed to confirm these findings.

• **Convalescent plasma:** The results of eighteen RCTs assessing convalescent plasma in COVID-19, including the RECOVERY trial with 11558 hospitalized patients, showed no mortality reduction, significant mechanical ventilation requirement reduction or time to symptom resolution improvement with moderate certainty of the evidence. Infusion related severe adverse events were exceptional. No significant differences were observed between patients treated early (<4 days since symptom onset) or with more advanced disease.

• **Tocilizumab:** The results of thirteen RCTs assessing tocilizumab show that, in patients with severe or critical disease, tocilizumab probably reduces mortality and mechanical ventilation requirements without significantly increasing severe adverse events.

• **Sarilumab:** The results of three RCTs assessing sarilumab show that, in patients with severe or critical disease, sarilumab may reduce mortality and mechanical ventilation requirements without significantly increasing severe adverse events. However certainty of the evidence was low and further research is needed to confirm these findings.

• **Anakinra:** The results of two RCTs assessing anakinra in hospitalized patients with non-severe disease, show inconsistent results on mortality and symptom resolution. Certainty of the evidence was very low and further research is needed.

• **Colchicine:** The results of five RCTs assessing colchicine, including the COLCORONA study that recruited 4488 patients with recent COVID-19 diagnosis and risk factors for severe diseases and the RECOVERY trial that recruited 11340 hospitalized patients show that colchicine probably does not reduce mortality, mechanical ventilation requirements or improve time to symptom resolution. These findings are mainly driven by the RECOVERY study. The COLCORONA study that included outpatients with mild early COVID-19 suggest possible reduction in hospitalizations, mechanical ventilation requirements and mortality in this subgroup. However certainty of the evidence was low because of very severe imprecision as the number of events was low.

• **Ivermectin:** Although 28 RCTs assessed ivermectin in patients with COVID-19, only eleven of those studies reported on clinical important outcomes. Pooled estimates suggest mortality reduction with ivermectin, but the certainty of the evidence was very low because of methodological limitations and small number of events. Based on the results reported by the only

four RCTs classified as low risk of bias, ivermectin may not significantly reduce mortality and probably does not improve time to symptom resolution. Further research is needed to confirm these findings.

- **Favipiravir:** Fourteen RCT assessed favipiravir vs SOC or other interventions. Their results suggest that favipiravir may not reduce mortality nor mechanical ventilation requirements and it probably does not improve time to symptom resolution. Further research is needed to confirm these findings.
- **Sofosbuvir +/- daclatasvir or ledipasvir:** Ten RCT assessed sofosbuvir with or without daclatasvir or ledipasvir against standard of care or other interventions. Subgroup analysis showed significant differences between low risk of bias and high risk of bias studies. The results of the only study classified as low risk of bias suggest that sofosbuvir alone or in combination may not reduce mortality nor mechanical ventilation requirements and it probably does not improve time to symptom resolution. Further research is needed to confirm these findings.
- **Baricitinib:** The results of two RCT show that, in patients with moderate to severe disease, baricitinib probably reduces mortality and time to symptom resolution. The certainty of the evidence was moderate because of risk of bias.
- **REGEN-COV (casirivimab and imdevimab):** The results of one RCT show that, in patients with mild recent onset COVID-19, REGEN-COV probably reduces hospitalizations and improves time to symptom resolution without increasing severe adverse events. The certainty of the evidence was moderate because of imprecision.
- **Regdanvimab:** The results of one RCT show that, in patients with mild to moderate disease, regdanvimab may improve time to symptom resolution. However the certainty of the evidence was low because of imprecision. Its effects on other important outcomes are uncertain. Further research is needed to confirm or discard these findings.
- **Proxalutide:** The results of one RCT show that, in patients with mild to moderate, proxalutide may reduce time to symptom resolution. However the certainty of the evidence was low because of risk of bias. Further research is needed to confirm or discard these findings.
- **Bamlinivimab:** The results of three RCTs suggest that bamlinivimab may not significantly improve time to symptom resolution. Its effects on other relevant outcomes are uncertain. Further research is needed.
- **Inhaled steroids:** The results of two RCTs suggest that inhaled steroids may improve time to symptom resolution and may reduce hospitalizations. However the certainty of the evidence was low and its effects on other relevant outcomes are uncertain. Further research is needed.

- **Lenzilumab:** The results of one RCT suggest that lenzilumab may reduce mortality and invasive mechanical ventilation requirements in severe patients. However the certainty of the evidence was low because of imprecision. Further research is needed.
- **INM005 (polyclonal fragments of equine antibodies):** Currently, there is very low certainty about the effects of INM005 on clinically important outcomes.
- **Famotidine:** Currently, there is very low certainty about the effects of famotidine on clinically important outcomes.
- **Anticoagulants:** Thromboembolic complications in patients infected with COVID-19 are relatively frequent. As for hospitalized patients with severe medical conditions current guidelines recommend thromboprophylactic measures to be adopted for inpatients with COVID-19 infection. Regarding the best thromboprophylactic scheme, the results of five RCTs that compared anticoagulants in intermediate (i.e. enoxaparin 1 mg/kg a day) or full dose (i.e. enoxaparin 1 mg/kg twice a day) versus prophylactic dose (i.e. enoxaparin 40 mg a day) showed no differences in mortality with moderate certainty.
- **NSAIDs:** No association between NSAID exposure and increased mortality was observed. However, certainty of the evidence is very low and further research is needed to confirm these findings.
- **ACEIs or ARBs:** Continuing ACEIs or ARBs in patients with COVID-19 may not increase mortality nor invasive mechanical ventilation requirements. However, certainty of the evidence is low and further research is needed to confirm these findings.

Changes since previous edition

- **Tocilizumab:** New evidence included without significant changes.
- **Molnupiravir:** New evidence included without significant changes.
- **Convalescent plasma:** New evidence included affecting results interpretation and/or certainty of the evidence judgments.
- **ACEIs or ARBs:** New evidence included without significant changes.
- **Low dose radiation therapy:** New evidence included affecting results interpretation and/or certainty of the evidence judgments.
- **Anticoagulants:** New evidence included affecting results interpretation and/or certainty of the evidence judgments.

- **Sarilumab:** New evidence included without significant changes.
- **Hydroxychloroquine:** New evidence included without significant changes.
- **Colchicine:** New evidence included affecting results interpretation and/or certainty of the evidence judgments.
- **Polymerized type I collagen (PT1C):** New evidence included affecting results interpretation and/or certainty of the evidence judgments.
- **REGEN-COV (casirivimab and imdevimab):** New evidence included affecting results interpretation and/or certainty of the evidence judgments.
- **Anakinra:** New evidence included affecting results interpretation and/or certainty of the evidence judgments.
- **Nitric oxide:** New evidence included without significant changes.
- **Sofosbuvir +/- daclatasvir or ledipasvir:** New evidence included affecting results interpretation and/or certainty of the evidence judgments.
- **Mycobacterium w:** New evidence included affecting results interpretation and/or certainty of the evidence judgments.
- **Methylene blue:** New evidence included affecting results interpretation and/or certainty of the evidence judgments.
- **Finasteride:** New evidence included affecting results interpretation and/or certainty of the evidence judgments.

Concluding remarks

- The Pan American Health Organization (PAHO) is continually monitoring ongoing research on any possible therapeutic options. As evidence emerges, then WHO/PAHO will immediately assess and update its position, particularly as it applies to any special subgroup populations such as children, expectant mothers, and those with immune conditions.
- PAHO is also mindful of the emerging differential impact of COVID-19 on ethnic and minority groups and is continuously seeking data that could help in mitigating excess risk of severe illness or death in minority sub-groups. These groups are plagued by social and structural inequities that bring to bear a disproportionate burden of COVID illness.

- The safety of the patient suffering from COVID-19 is a key priority to improve the quality of care in the provision of health services.
- There remains an urgent need for additional high-quality randomized controlled trials that include patients with COVID-19 before most therapeutic options can be administered with any confidence. Adequately designed and reported clinical trials are crucial for the practice of evidence-based medicine. Most of the research to date on COVID-19 has very poor methodology that is hidden and very difficult to validate. Greater transparency and better designed studies are urgently needed.

Hallazgos clave

Opciones terapéuticas: según el portal de búsqueda de la Plataforma Internacional de Registro de Ensayos Clínicos (ICTRP, por su sigla en inglés) de la OMS, se están investigando cientos de posibles tratamientos o sus combinaciones en más de 9400 ensayos clínicos y estudios observacionales. En esta revisión, examinamos 115 opciones terapéuticas potenciales.

- **Esteroides:** el conjunto de evidencia sobre los esteroides incluye quince ensayos clínicos controlados aleatorizados (ECCA) y muestra que la administración de dosis bajas y moderadas (la dosis utilizada en el estudio RECOVERY fue dexametasona 6 mg diarios por vía oral o intravenosa durante 10 días) probablemente reducen la mortalidad en pacientes con infección grave por COVID-19. Los resultados se mantuvieron uniformes tras agregar al análisis estudios en los que pacientes con SDRA de otras etiologías recibieron corticosteroides o manejo estándar de forma aleatoria.
- **Remdesivir:** en el estudio SOLIDARITY de la OMS, el remdesivir no tuvo un efecto clínicamente relevante sobre la mortalidad global, la necesidad de ventilación mecánica invasiva o el tiempo de estadía hospitalaria. Tras combinar dichos resultados con otros cuatro ECCA, se observó que el remdesivir podría reducir la mortalidad, la necesidad de ventilación mecánica invasiva y mejorar el tiempo hasta la resolución de los síntomas. Sin embargo, la certeza en la evidencia es baja y se necesita más información procedente de estudios con un diseño adecuado para confirmar o descartar estos hallazgos.
- **Hidroxicloroquina, interferón beta 1-a y lopinavir-ritonavir:** el conjunto de evidencia sobre hidroxicloroquina, interferón beta 1-a y lopinavir-ritonavir, incluidos los resultados preliminares de los estudios RECOVERY y SOLIDARITY, no muestra beneficios en la reducción de la mortalidad, necesidad de ventilación mecánica invasiva o el plazo necesario para la mejoría clínica. Incluso la evidencia sobre hidroxicloroquina sugiere que su utilización probablemente genere un incremento en la mortalidad. Seis estudios que evaluaron la hidroxicloroquina en personas expuestas a la COVID-19 mostraron una tendencia hacia una reducción en el riesgo de

infección, pero esta no resulta estadísticamente significativa. Se necesita más información procedente de estudios con un diseño adecuado para confirmar o descartar estos hallazgos.

- **Plasma de convalecientes:** los resultados de trece ECCA que evaluaron el uso de plasma de convalecientes en pacientes con COVID-19, incluido el estudio RECOVERY que reclutó 11 558 pacientes, mostraron ausencia de reducción de la mortalidad, ausencia de reducción significativa en los requerimientos de ventilación mecánica invasiva y ausencia de mejora en el tiempo a la resolución de síntomas con moderada certeza. Los eventos adversos graves relacionados con la infusión fueron excepcionales. Además, no se observó un efecto diferencial entre aquellos pacientes tratados rápidamente (menos de 4 días de inicio de los síntomas) y aquellos con enfermedad más avanzada al iniciar dicho tratamiento.
- **Tocilizumab:** los resultados de trece ECCA muestran que tocilizumab probablemente reduce la mortalidad y los requerimientos de ventilación invasiva sin un incremento importante en efectos adversos graves en pacientes con enfermedad grave o crítica.
- **Sarilumab:** los resultados de tres ECCA muestran que sarilumab podría reducir la mortalidad y los requerimientos de ventilación invasiva sin un incremento importante en efectos adversos graves en pacientes con enfermedad grave o crítica. Sin embargo la certeza en la evidencia resultó baja y se necesita más información para confirmar dichos hallazgos.
- **Anakinra:** los resultados de dos ECCA que evaluaron anakinra en pacientes hospitalizados con enfermedad no grave muestran resultados inconsistentes en mortalidad y resolución de síntomas. La certeza en la evidencia resultó muy baja y se necesita más información.
- **Colchicina:** Los resultados de cinco ECCA, incluyendo al estudio COLCORONA que incorporó 4488 pacientes con diagnóstico reciente de COVID-19 y factores de riesgo para enfermedad severa y el estudio RECOVERY que reclutó 11340 pacientes hospitalizados muestran que colchicina probablemente no reduce la mortalidad, los requerimientos de ventilación mecánica o mejora la velocidad de resolución de los síntomas. Estos resultados están fundamentalmente sustentados en el estudio RECOVERY. El estudio COLCORONA que incluyó pacientes ambulatorios con enfermedad leve sugiere una posible reducción en las hospitalizaciones, los requerimientos de ventilación mecánica y la mortalidad en este subgrupo. Sin embargo la certeza en la evidencia resultó baja por imprecisión muy severa y el número de eventos fue bajo.
- **Ivermectina:** a pesar de que 28 ECCA evaluaron ivermectina en pacientes con COVID-19, solo once de estos estudios reportaron sobre desenlaces clínicamente importantes. Los resultados combinados de estos estudios sugieren una reducción en la mortalidad con ivermectina; sin embargo, la certeza en la evidencia resultó muy baja por limitaciones metodológicas y un número pequeño de eventos. Considerando la información aportada por los únicos cuatro estudios con bajo riesgo de sesgo, ivermectina podría no reducir significativamente la mortalidad y probablemente no se asocie a una mejoría en la velocidad de resolución de los síntomas. Se necesita más

información procedente de estudios con un diseño adecuado para confirmar o descartar estas conclusiones.

- **Favipiravir:** catorce ECCA evaluaron favipiravir en comparación con cuidados estándares u otras intervenciones. Sus resultados sugieren que favipiravir podría no reducir la mortalidad ni los requerimientos de ventilación invasiva mecánica, y probablemente no mejore el tiempo a la resolución de los síntomas. Se necesita más información para confirmar o descartar estas conclusiones.
- **Sofosbuvir con o sin daclatasvir o ledipasvir:** diez ECCA evaluaron sofosbuvir solo o en combinación con daclatasvir o ledipasvir en comparación con cuidados estándares u otras intervenciones. Los resultados de los estudios clasificados como con alto riesgo de sesgo y bajo riesgo de sesgo mostraron resultados sustancialmente diferentes. Los resultados del único estudio clasificado como con bajo riesgo de sesgo sugieren que sofosbuvir solo o en combinación podría no reducir la mortalidad ni los requerimientos de ventilación invasiva mecánica, y probablemente no mejore el tiempo a la resolución de los síntomas. Se necesita más información para confirmar o descartar estas conclusiones.
- **Baricitinib:** los resultados de dos ECCA muestran que, en pacientes con enfermedad moderada a grave, baricitinib probablemente reduce la mortalidad y mejora el tiempo a resolución de los síntomas. La certeza en la evidencia resultó moderada por riesgo de sesgo.
- **REGEN-COV (casirivimab e imdevimab):** los resultados de un ECCA muestran que, en pacientes con enfermedad leve de reciente comienzo, REGEN-COV probablemente reduce las hospitalizaciones y mejora el tiempo a resolución de los síntomas sin aumentar el riesgo de eventos adversos graves. La certeza en la evidencia resultó moderada por imprecisión.
- **Regdanvimab:** los resultados de un ECCA muestran que, en pacientes con enfermedad leve a moderada, regdanvimab podría mejorar el tiempo a resolución de los síntomas. Sin embargo, la certeza en la evidencia resultó baja por imprecisión. Sus efectos sobre otros desenlaces importantes son inciertos. Se necesita más información para confirmar o descartar estas conclusiones.
- **Proxalutide:** los resultados de un ECCA muestran que, en pacientes con enfermedad leve a moderada, proxalutide podría mejorar el tiempo a resolución de los síntomas. Sin embargo, la certeza en la evidencia resultó baja por riesgo de sesgo. Se necesita más información para confirmar o descartar estas conclusiones.
- **Bamlinivimab:** los resultados de tres ECCA sugieren que bamlinivimab podría no mejorar significativamente el tiempo a resolución de los síntomas. Sus efectos sobre otros desenlaces importantes son inciertos. Se necesita más información para confirmar o descartar estas conclusiones.

- **Esteroides inhalados:** los resultados de dos ECCA sugieren que los esteroides inhalados podrían mejorar el tiempo a resolución de los síntomas y podrían reducir las hospitalizaciones. Sin embargo, la certeza en la evidencia resultó baja y sus efectos sobre otros desenlaces importantes son inciertos. Se necesita más información para confirmar o descartar estas conclusiones.
- **Lenzilumab:** los resultados de un ECCA sugieren que lenzilumab podría reducir la mortalidad y los requerimientos de ventilación invasiva en pacientes graves. Sin embargo, la certeza en la evidencia resultó baja por imprecisión. Se necesita más información para confirmar o descartar estas conclusiones.
- **INM005 (fragmentos policlonales de anticuerpos equinos):** hasta el momento, la evidencia sobre los efectos de INM005 en desenlaces críticos es de muy baja certeza. Se necesita más información procedente de estudios con un diseño adecuado para evaluar su eficacia.
- **Famotidina:** hasta el momento, la evidencia sobre los efectos de la famotidina es de muy baja certeza. Se necesita más información procedente de estudios con un diseño adecuado para evaluar su eficacia y seguridad.
- **Complicaciones tromboembólicas:** las complicaciones tromboembólicas en pacientes con COVID-19 son frecuentes. Al igual que en pacientes hospitalizados por afecciones médicas graves, las directrices de práctica clínica vigentes indican que los pacientes hospitalizados por COVID-19 sean tratados con medidas tromboprolifáticas. En relación con el esquema tromboprolifático, los resultados de cinco estudios aleatorizados y controlados que compararon dosis intermedias (p. ej., enoxaparina 1 mg/kg/día) o dosis completas (p. ej., enoxaparina 1 mg/kg/día cada 12 h) versus dosis profilácticas (p. ej., enoxaparina 40 mg/día) mostraron ausencia de diferencias en mortalidad con moderada certeza.
- **Antiinflamatorios no esteroideos (AINE):** Hasta el momento, el uso de AINE no se asocia con un incremento en la mortalidad. Sin embargo, la certeza en la evidencia es muy baja, por lo que se necesita más información procedente de estudios con un diseño adecuado para confirmar o descartar estas conclusiones.
- **IECA y ARB:** la continuación del tratamiento con IECA y ARB en pacientes con COVID-19 podría no aumentar la mortalidad ni los requerimientos de ventilación mecánica invasiva. Sin embargo, la certeza en la evidencia es baja, por lo que se necesita más información procedente de estudios con un diseño adecuado para confirmar o descartar estas conclusiones.

Cambios respecto a la versión anterior

- **Tocilizumab:** la evidencia nueva incluida no modifica la interpretación de los resultados o la certeza de la evidencia.

- **Molnupiravir:** la evidencia nueva incluida no modifica la interpretación de los resultados o la certeza de la evidencia.
- **Plasma de convalecientes:** la evidencia nueva incluida modifica la interpretación de los resultados o la certeza de la evidencia.
- **IECA/ARAI:** la evidencia nueva incluida no modifica la interpretación de los resultados o la certeza de la evidencia.
- **Radioterapia en bajas dosis:** la evidencia nueva incluida modifica la interpretación de los resultados o la certeza de la evidencia.
- **Anticoagulantes:** la evidencia nueva incluida modifica la interpretación de los resultados o la certeza de la evidencia.
- **Sarilumab:** la evidencia nueva incluida no modifica la interpretación de los resultados o la certeza de la evidencia.
- **Hidroxicloroquina:** la evidencia nueva incluida no modifica la interpretación de los resultados o la certeza de la evidencia.
- **Colchicina:** la evidencia nueva incluida modifica la interpretación de los resultados o la certeza de la evidencia.
- **Colágeno polimerizado de tipo I (PT1C, por su sigla en inglés):** la evidencia nueva incluida modifica la interpretación de los resultados o la certeza de la evidencia.
- **REGEN-COV (casirivimab e imdevimab):** la evidencia nueva incluida modifica la interpretación de los resultados o la certeza de la evidencia.
- **Anakinra:** la evidencia nueva incluida modifica la interpretación de los resultados o la certeza de la evidencia.
- **Óxido nítrico:** la evidencia nueva incluida no modifica la interpretación de los resultados o la certeza de la evidencia.
- **Sofosbuvir con o sin daclatasvir o ledipasvir:** la evidencia nueva incluida modifica la interpretación de los resultados o la certeza de la evidencia.
- **Mycobacterium w:** la evidencia nueva incluida modifica la interpretación de los resultados o la certeza de la evidencia.

- **Azul de metileno:** la evidencia nueva incluida modifica la interpretación de los resultados o la certeza de la evidencia.
- **Finasteride:** la evidencia nueva incluida modifica la interpretación de los resultados o la certeza de la evidencia.

Conclusiones

- La Organización Panamericana de la Salud (OPS) hace seguimiento en todo momento de la evidencia en relación con cualquier posible intervención terapéutica. A medida que se disponga de evidencia nueva, la OPS la incorporará con rapidez y actualizará sus recomendaciones, especialmente si dicha evidencia se refiere a grupos en situación de vulnerabilidad como los niños, las mujeres embarazadas, adultos mayores o los pacientes inmunosuprimidos, entre otros.
- La OPS también tiene en cuenta las diferencias en la repercusión de la COVID-19 en las minorías y los diferentes grupos étnicos. En consecuencia, la Organización recopila constantemente información que pueda servir para mitigar el exceso de riesgo de enfermedad grave o muerte de estas minorías. Estos grupos sufren inequidades sociales y estructurales que conllevan una carga de enfermedad desproporcionada.
- La seguridad de los pacientes afectados por la COVID-19 es una prioridad clave de la mejora de la calidad de la atención y los servicios de salud.
- Sigue siendo apremiante la necesidad de elaborar ensayos clínicos aleatorizados de alta calidad que incluyan pacientes con COVID-19 a fin de poder desarrollar estrategias de manejo fiables. La importancia de los ensayos clínicos controlados aleatorizados con un diseño adecuado es fundamental en la toma de decisiones basadas en la evidencia. Hasta el momento, la mayoría de la investigación en el campo de la COVID-19 tiene muy baja calidad metodológica, lo que dificulta su uso y aplicación.

Systematic review of therapeutic options for treatment of COVID-19

Background

The vast amount of data generated by clinical studies of potential therapeutic options for COVID-19 presents important challenges. This new information must be interpreted quickly so that prescribers can make optimal treatment decisions with as little harm to patients as possible, and so that medicines manufacturers can scale-up production rapidly and bolster their supply chains. Interpreting new data quickly will save lives by ensuring that reportedly successful drugs can be administered to as many patients as possible as quickly as possible. Moreover, if evidence indicates that a medication is not effective, then ongoing clinical trials could change focus and pivot to more promising alternatives. Since many physicians are currently using treatments that rely on compassionate-use exemptions or off-label indications to treat patients with COVID-19,¹ it is crucial that they have access to the most up-to-date research evidence to inform their treatment decisions.

To address this evidence gap, we compiled the following database of evidence on potential therapeutic options for COVID-19. We hope this information will help investigators, policy makers, and prescribers navigate the flood of relevant data to ensure that management of COVID-19 at both individual and population levels is based on the best available knowledge. We will endeavor to continually update this resource as more research is released into the public space.

Methods

We used the Living Overview of Evidence (L·OVE; <https://iloveevidence.com>) platform to identify studies for inclusion in this review. This platform is a system that maps PICO (Patient–Intervention–Comparison–Outcome) questions to a repository developed by Epistemonikos Foundation. This repository is continuously updated through searches in electronic databases, preprint servers, trial registries, and other resources relevant to COVID-19. The last version of the methods, the total number of sources screened, and a living flow diagram and report of the project is updated regularly on the L·OVE website.²

Search strategy

We systematically searched in L·OVE for COVID-19. The search terms and databases covered are described on the L·OVE search strategy methods page available at: https://app.iloveevidence.com/loves/5e6fdb9669c00e4ac072701d?question_domain=undefined§ion=methods. The repository is continuously updated, and the information is transmitted in real-time to the L·OVE platform, however, it was last checked for this review on May 6, 2021. The searches covered the period from the inception date of each database, and no study design, publication status or language restriction was applied.

Study selection

The results of the searches in the individual sources were de-duplicated by an algorithm that compares unique identifiers (database identification number, digital object identifier (DOI), trial registry identification number), and citation details (i.e. author names, journal, year of publication, volume, number, pages, article title, and article abstract). Then, the information matching the search strategy was sent in real-time to the L·OVE platform where at least two authors independently screened the titles and abstracts yielded against the inclusion criteria. We obtained the full reports for all titles that appeared to meet the inclusion criteria or required further analysis and then decided about their inclusion.

Inclusion criteria

We aimed to find all available RCTs for potential therapeutic pharmacological interventions for COVID-19 with study designs that included head-to-head comparisons, or control groups with no intervention or a placebo. Target patient populations included both adults and children exposed to or with confirmed or suspected COVID-19. We focused on comparative effectiveness studies that provide evidence on outcomes of crucial importance to patients (mortality, invasive mechanical ventilation, symptom resolution or improvement, infection [prophylaxis studies] and severe adverse events).³ In addition to RCTs, we included comparative non-RCTs that report on effects of NSAID consumption on mortality. We only incorporated non-RCTs that included at least 100 patients. We presented results of RCT and non-RCT separately.⁴

Living evidence synthesis

An artificial intelligence algorithm deployed in the Coronavirus/COVID-19 topic of the L·OVE platform provides instant notification of articles with a high likelihood of being eligible. The authors review them, decide upon inclusion, and update the living web version of the review accordingly. If meta-analytical pooling is possible from retrieved evidence, we will do this to derive more precise estimates of effect and derive additional statistical power.

The focus has been on RCTs studies for all included therapeutic pharmacological interventions (adults and children). Adults and children exposed to or with confirmed or suspected COVID-19 were and will be included. Trials that compare interventions head-to-head or against no intervention or placebo is the focus. We have focused on comparative effectiveness studies that provide evidence on patient-important outcomes (mortality, invasive mechanical ventilation, symptom resolution or improvement, infection (prophylaxis studies), hospitalization (studies that included patients with non-severe disease) and severe adverse events).³ For studies that assessed thromboprophylactic interventions we also assessed venous thromboembolic events and major bleeding. For the outcome “hospitalization” we included information from studies reporting the number of hospitalizations or the number of hospitalizations combined with the number of deaths without hospitalization. We did not include information from studies reporting a combination of hospitalizations and medical consultations. No electronic database search restrictions were imposed.

For any meta-analytical pooling, if and when data allow, we pool all studies and present the combined analysis with relative and absolute effect sizes. To assess interventions' absolute effects, we applied relative effects to baseline risks (risks with no intervention). We extracted mortality and invasive mechanical ventilation baseline risks from the ISARIC cohort as of December 18, 2020.^{5,6} For baseline infection risk in exposed to COVID-19 we used estimates from a SR on physical distancing and mask utilization,⁷ and for adverse events and symptom resolution/improvement we used the mean risk in the control groups from included RCTs until December 18, 2020. For venous thromboembolic events and major bleeding baseline risk we used the mean risk in the control groups from included RCTs until March 25, 2021. For hospitalization baseline risk we used the mean risk in the control groups from included RCTs until April 14, 2021. For mortality, there were some drug instances whereby we provide systematic-review (meta-analysis) evidence indirectly related to patients with COVID-19 e.g. corticosteroids in patients with ARDS.

For some interventions when we found significant heterogeneity, we performed subgroup analysis considering: 1) Risk of bias (high/moderate vs low risk of bias); 2) Disease severity (mild, moderate, severe or critical); and 3) Intervention's characteristics (i.e. different doses or administration schemes). When we observed significant differences between subgroups, we presented individual subgroup's estimates of effect and certainty of the evidence assessment.

A risk of bias assessment was applied to RCTs focusing on randomization, allocation concealment, blinding, attrition, or other biases relevant to the estimates of effect (Table 4).⁸ For non-RCTs, potential residual confounding was assumed in all cases and certainty of the evidence was downgraded twice for risk of bias. The GRADE approach was used to assess the certainty on the body of evidence for every comparison on an outcome basis (Table 5).⁹ Risk of bias judgments were compared against other similar projects ([Drug treatments for covid-19: living systematic](#)

[review and network meta-analysis](#) and [The COVID-NMA initiative](#)). Significant discrepancies were discussed until a final decision was reached.

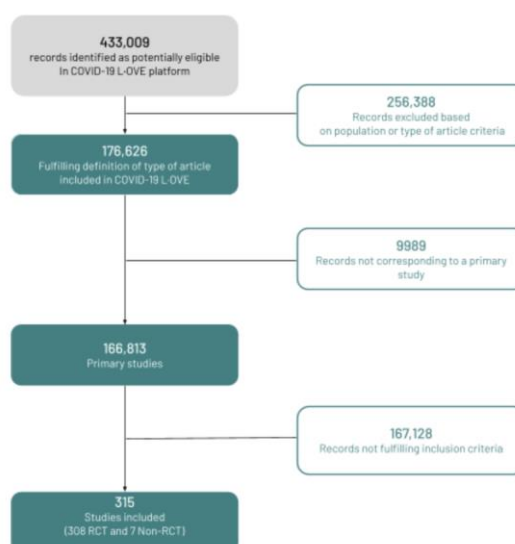
We used MAGIC authoring and publication platform (<https://app.magicapp.org/>) to generate the tables summarizing our findings, which are included in Appendix 1.

Results

Studies identified and included

Study identification and selection process is described in figure 1. A total of 315 studies were selected for inclusion, 308 RCT and 7 non-RCT. List of excluded studies is available upon request.

Figure 1. Study identification and selection process



Risk of bias

Overall, our risk of bias assessment for the limited reported RCTs resulted in high risk of bias due to suboptimal randomization, allocation concealment, and blinding (as well as other methodological and reporting concerns). Most RCTs were also very small in size and had small event numbers. The methods were very poor overall, and the reporting was sub-optimal. For the observational studies, we had concerns with the representativeness of study groups (selection bias) and imbalance of the known and unknown prognostic factors (confounding). Many studies are also at risk of being confounded by indication. Most are not prospective in nature and the outcome measures are mainly heterogeneous with wide variation in reporting across the included studies.

In general, follow-up was short and as mentioned, confounded potentially by the severity of disease, comorbidities, and previous or concomitant COVID-19 treatment. The risk of bias assessment of each RCT is presented in table 4.

Table 4. Risk of bias of included RCTs

Study	Risk-of-bias arising from randomization process	Risk-of-bias due to deviations from the intended interventions	Risk-of-bias due to missing outcome data	Risk-of-bias in measurement of the outcome	Risk-of-bias in selection of the reported result	Overall Risk-of-bias judgement	Mortality and invasive mechanical ventilation	Symptoms, infection and adverse events
RECOVERY - Dexamethasone	Low	Some Concerns	Low	Low	Low	Low	Low	Some Concerns
RECOVERY - Hydroxychloroquine	Low	Some Concerns	Low	Low	Low	Low	Low	Some Concerns
BCN PEP CoV-2	Low	Some Concerns	Some Concerns	Some Concerns	Low	NA	Low	Some Concerns
ACTT-1	Low	Low	Low	Some Concerns	Low	Low	Low	Low
COVID-19 PEP	Low	Low	High	Low	Low	NA	Low	High
Cavalcanti et al	Low	Some Concerns	Low	Some Concerns	Low	Low	Low	High
Kamran SM et al	High	Some Concerns	Low	High	Low	NA	Low	High
COVID-19 PET	Low	Low	Low	Low	Low	Low	Low	Low
SIMPLE	Low	Some Concerns	Low	Some Concerns	Low	Low	Low	High
BCN PEP CoV-2	High	Some Concerns	Low	High	Low	NA	Low	High
Chen C et al	High	Some Concerns	Low	Some Concerns	Low	High	Low	High
CAP-China remdesivir 2	Low	Low	Low	Low	Low	Low	Low	Low
LOTUS China	Low	Some Concerns	Low	Some Concerns	Low	Low	Low	High
Tang et al	Low	Some Concerns	Low	Some Concerns	Low	Low	Low	High
Hung IF et al	Low	Some Concerns	Low	Some Concerns	Low	Low	Low	High
GRECCO-19	Low	Some Concerns	Low	Some Concerns	Low	Low	Low	High
Li L et al	High	Some Concerns	Low	Some Concerns	Low	High	Low	High
RASTAVI	Low	Some Concerns	Low	High	Low	NA	Low	High
Chen, Zeng et al	High	Some Concerns	Low	Some Concerns	Low	High	Low	High
Zheng et al	High	Some Concerns	Low	Some Concerns	Low	High	Low	High
ELACOI	Low	Some Concerns	Low	Some Concerns	Low	Low	Low	High
CONCOVID	Low	Some Concerns	Low	Some Concerns	Low	Low	Low	High
GLUCOCOVID	High	Some Concerns	Low	Low	Low	High	Low	High
CloroCOVID19	Low	Low	Low	Some Concerns	Low	Low	Low	Low
Davoudi-Monfared et al	High	Some Concerns	Low	Low	Low	High	Low	High
Chen et al	High	Some Concerns	Low	Low	Low	High	Low	High
Davoudi L et al	High	Some Concerns	Low	Low	Low	High	Low	High
Ivashchenko AA et al	High	Some Concerns	Low	Low	Low	High	Low	High
Rasheed AM et al	High	Some Concerns	Low	Low	Low	High	Low	High
Chen et al	High	Some Concerns	Low	Low	Low	High	Low	High
Cao Y et al	Low	Some Concerns	Low	Low	Low	Low	Low	Low
Chen PC et al	High	Some Concerns	Low	Low	Low	High	Low	High
HC-rCoV	High	Some Concerns	Low	Low	Low	High	Low	High
Lou Y et al	High	Some Concerns	Low	Low	Low	High	Low	High
Vlaar APJ et al	High	Some Concerns	Low	Some Concerns	Low	High	Low	High
DC-COVID-19	High	Some Concerns	Low	Some Concerns	Low	High	Low	High
Güvenmez O et al	High	Some Concerns	Low	Some Concerns	Low	High	Low	High
Huang et al	High	Some Concerns	Low	Some Concerns	Low	High	Low	High
Yuan et al	High	Some Concerns	Low	Some Concerns	Low	High	Low	High
Ren Z et al	High	Some Concerns	Low	Some Concerns	Low	High	Low	High
Mehboob R et al	High	Some Concerns	Low	Some Concerns	Low	High	Low	High
Zhong et al	Low	Some Concerns	Low	Low	Low	Low	Low	High
Sakoulas et al	High	Some Concerns	Low	Some Concerns	Low	High	Low	High
Hu K, Wang M et al	High	Some Concerns	Low	Some Concerns	Low	High	Low	High
ESPERANZA	High	Some Concerns	Low	Some Concerns	Low	High	Low	High
Lopes et al	High	Low	Low	Low	Low	High	Low	High
Duarte M et al	High	Some Concerns	Low	Some Concerns	Some Concerns	High	Low	High
Metcovid	Low	Low	Low	Low	Low	Low	Low	Low
Mansour E et al	Low	Low	Low	Some Concerns	Low	Low	Low	Low
Zhang J et al	High	Some Concerns	Low	Some Concerns	Low	High	Low	High
RECOVERY - Lopinavir-ritonavir	Low	Some Concerns	Low	Low	Low	Low	Low	Some Concerns
Miller J et al	High	Some Concerns	Low	Some Concerns	Some Concerns	High	Low	High
Abbaspour Kasgari H et al	High	Some Concerns	Low	Some Concerns	Low	High	Low	High
Sadeghi A et al	High	Some Concerns	Low	Low	Low	High	Low	High
Shu L et al	High	Some Concerns	Low	Some Concerns	Low	High	Low	High
SIMPLE 2	Low	Some Concerns	Low	Some Concerns	Low	Some Concerns	Low	High
Abd-Elisalam S et al	High	Some Concerns	Low	Some Concerns	Low	High	Low	High
Sekhavati E et al	High	Some Concerns	Low	Some Concerns	Low	High	Low	High
Zagazig University	High	Some Concerns	Low	Some Concerns	Low	High	Low	High
Rahmani H et al	High	Some Concerns	Low	Some Concerns	Low	High	Low	High
ConPlas-19	Low	Some Concerns	Low	Some Concerns	Low	Low	Low	High
REMAP-CAP	Low	Some Concerns	Low	Some Concerns	Low	Low	Low	High
CoDEX	Low	Some Concerns	Low	Some Concerns	Low	Low	Low	High
COVIDIOL	High	Some Concerns	Low	Some Concerns	Low	High	Low	High
CAPE COVID	Low	Low	Low	Low	Low	Low	Low	Low
COVACTA	Low	Low	Low	Low	Low	Low	Low	Low
COALITION II	Low	Some Concerns	Low	Some Concerns	Low	Low	Low	High
Li T et al	High	Some Concerns	Low	Some Concerns	Low	High	Low	High
Wang D et al	High	Some Concerns	Low	Some Concerns	Low	High	Low	High
Mohiuddin ATMM et al	High	Some Concerns	Low	Some Concerns	Low	High	Low	High
PLACID	Low	Some Concerns	Low	Some Concerns	Low	Low	Low	High
Gharebaghi N et al	High	Low	Low	Low	Low	Some Concerns	Low	Some Concerns
TX-COVID19	High	Some Concerns	Low	Some Concerns	Low	High	Low	High
Cheng LL et al	High	Some Concerns	Low	Some Concerns	Low	High	Low	High
Farahani R et al	High	Some Concerns	Low	Some Concerns	Low	High	Low	High
Kimura KS et al	High	Some Concerns	Low	Some Concerns	Low	High	Low	High
ATENEA-Co-300	High	Some Concerns	Low	Some Concerns	Low	High	Low	High
Wu X et al	Low	Low	Low	Low	Low	Low	Low	Low
Balcells ME et al (Pontificia Universidad Católica de Chile)	Low	Some Concerns	Low	Some Concerns	Low	Low	Low	High
Edalatfard M et al (Tehran University of Medical Sciences)	High	Some Concerns	Low	Some Concerns	Low	High	Low	High
COVID-19 PREP	Low	Low	Low	Low	Low	Low	Low	Low
Wang M, Hu K et al (Renmin Hospital of Wuhan University)	High	Some Concerns	Low	Some Concerns	Low	High	Low	High
Doi Y et al (Fujita Health University Hospital)	High	Some Concerns	Low	Some Concerns	Low	High	Low	High
Podder CS et al	High	Some Concerns	Low	Some Concerns	Low	High	Low	High
HESACOVID	Low	Some Concerns	Low	Some Concerns	Low	Low	Low	High
Edalatfard M et al (Tehran University of Medical Sciences)	High	Some Concerns	Low	Some Concerns	Low	High	Low	High
COVID-19 PREP	Low	Low	Low	Low	Low	Low	Low	Low
Wang M, Hu K et al (Renmin Hospital of Wuhan University)	High	Some Concerns	Low	Some Concerns	Low	High	Low	High
Doi Y et al (Fujita Health University Hospital)	High	Some Concerns	Low	Some Concerns	Low	High	Low	High

Podder CS et al	High	Some Concerns	Low	Some Concerns	Low	High	High
HESACOVID	Low	Some Concerns	Low	Some Concerns	Low	High	High
TEACH	High	Low	Low	Some Concerns	Low	High	High
Najomi et al (Iran University of Medical Sciences)	Low	Some Concerns	Low	Some Concerns	Low	Low	High
PEP_COVID	Low	Low	Low	Low	Low	Low	Low
de Alencar JCG et al (Universidade de São Paulo)	Low	Low	Low	Low	Low	Low	Low
Fu W et al (Shanghai Public Health Clinical Center)	High	Some Concerns	Low	Some Concerns	Low	High	High
Salehzadeh F (Ardabil University of Medical Sciences)	High	Some Concerns	Low	Some Concerns	Low	High	High
Dabbous H et al (Ain Shams University)	High	Some Concerns	Low	Some Concerns	Low	High	High
PATCH	Low	Low	Low	Low	Low	Low	Low
Zhao H et al	High	Some Concerns	Low	Some Concerns	Low	High	High
PLASM-AR	Low	Low	Low	Low	Low	Low	Low
COVID-19-MCS	Low	Low	Low	Some Concerns	High	Low	High
Ansarin K (Tabriz University of Medical Sciences)	High	Some Concerns	Low	Some Concerns	Low	High	High
WHO SOLIDARITY - HCQ	Low	Some Concerns	Low	Low	Low	Low	Some Concerns
WHO SOLIDARITY - LPV/r	Low	Some Concerns	Low	Low	Low	Low	Some Concerns
WHO SOLIDARITY - remdesivir	Low	Some Concerns	Low	Low	Low	Low	Some Concerns
WHO SOLIDARITY - IFN	Low	Some Concerns	Low	Low	Low	Low	Some Concerns
WHO SOLIDARITY - IFN	Low	Some Concerns	Low	Low	Low	Low	Some Concerns
Yethindra V et al	High	Some Concerns	Low	Some Concerns	Low	High	High
Shi L et al	Low	Low	Low	Low	Low	Low	Low
RCT-TCZ-COVID-19	Low	Some Concerns	Low	Some Concerns	Low	Low	High
BACC Bay Tocilizumab Trial	Low	Low	Low	Low	Low	Low	Low
SARITA-2	Low	Some Concerns	Some Concerns	Some Concerns	Low	Low	High
Ghaderkhani S et al (Tehran University of Medical Sciences)	High	Some Concerns	Low	Some Concerns	Low	High	High
COVID-19 PEP (University of Washington)	Low	Low	Low	Low	Low	NA	Low
Hashim HA et al (Alkarkh Health Directorate-Baghdad)	High	Some Concerns	Low	Some Concerns	Low	High	High
ILBS-COVID-02	Low	Some Concerns	Low	Some Concerns	Low	Low	High
PROBIOCOVID	High	Some Concerns	Low	Some Concerns	Low	High	High
Padmanabhan U et al (Medical Education and Drugs Department)	High	Low	Low	Low	Low	High	High
AlQahtani M et al	High	Some Concerns	Low	Some Concerns	Low	High	High
Khamis F et al	High	Some Concerns	Low	Some Concerns	Low	High	High
BLAZE-1	High	Low	Low	Low	Low	High	High
PETAL	Low	Low	Low	Low	Low	Low	Low
Lanzoni G et al	High	Low	Low	Low	Low	High	High
Ruzhentsova T et al (R-Pharm)	Low	Some Concerns	Low	Some Concerns	Low	Low	High
Lenze E et al	Low	Low	Low	Low	Low	Low	Low
Monk P et al	Low	Low	Low	Low	Low	Low	Low
SHADE trial	High	Some Concerns	Low	Some Concerns	Low	High	High
Yakoot M et al (Pharco Corporate)	High	Some Concerns	Low	Some Concerns	Low	High	High
Ghandehari S et al	High	Some Concerns	Low	Some Concerns	Low	High	High
HAHPS	Low	High	Low	Some Concerns	Low	High	High
Elgazzar A et al	High	Some Concerns	Low	Some Concerns	Low	High	High
Elgazzar A et al	High	Some Concerns	Low	Some Concerns	Low	High	High
Elgazzar A et al	High	Some Concerns	Low	Some Concerns	Low	High	High
Tabarsi P et al	High	Some Concerns	Low	Some Concerns	Low	High	High
FAV052020 (Promomed, LLC)	High	Some Concerns	Low	Some Concerns	Low	High	High
Murai IH et al (University of Sao Paulo)	Low	Low	Low	Low	Low	Low	Low
Udadia ZF et al	Low	Some Concerns	Low	Some Concerns	Low	Low	High
CORIMUNO-TOCI 1	Low	Some Concerns	Low	Some Concerns	Low	Low	High
EMPACTA	Low	Low	Low	Low	Low	Low	Low
HYCOVID	Low	Low	Low	Low	Low	Low	Low
Krolewieski A et al	Low	Some Concerns	Low	Some Concerns	Low	Low	High
ILIAD	Low	Low	Low	Low	Low	Low	Low
AB-DRUG-SARS-004	High	Low	Low	Low	Low	High	High
Q-PROTECT	Low	Low	Low	Low	Low	Low	Low
Hassan M et al	High	Low	Low	Low	Low	High	High
FundacionNFANT-Plasma	Low	Low	Low	Low	Low	Low	Low
COVID-Lambda	Low	Some Concerns	Low	Some Concerns	Low	Low	High
Niaee MS et al	Low	Some Concerns	Low	Some Concerns	Low	Low	High
PICP19	High	Some Concerns	Low	Some Concerns	Low	High	High
Mulhtar K et al	High	Some Concerns	Low	Some Concerns	Low	High	High
Ahmed S et al	High	Low	Low	Low	Low	High	High
ITOLI-C19-02-I-00	High	Some Concerns	Low	Some Concerns	Low	High	High
Abd-Elasalam S et al (Tanta University)	High	Some Concerns	Low	Some Concerns	Low	High	High
Prolectin-M	High	Some Concerns	Low	Some Concerns	Low	High	High
Maldonado V et al	High	Some Concerns	Low	Some Concerns	Low	High	High
GARGLES	High	Some Concerns	Low	Some Concerns	Low	High	High
ERSul	Low	Some Concerns	Some Concerns	Low	Low	Some Concerns	Some Concerns
SAINT	Low	Low	Low	Low	Low	Low	Low
ACTT-2	Low	Low	Some Concerns	Low	Low	Some Concerns	Some Concerns
RECOVERY	Low	Some Concerns	Low	Low	Low	Low	Some Concerns
EIDD-2801-1001	Low	Low	Low	Low	Low	Low	Low
Weinreich	Low	Low	Low	Low	Low	Low	Low
Roosbeh F et al	Low	Some Concerns	Low	Some Concerns	Low	Low	High
ACTIV-3/TICO	Low	Low	Some Concerns	Low	Low	Low	High
Chachar AZ et al	High	Some Concerns	Low	Some Concerns	Low	High	High
Balykova LA et al	High	Some Concerns	Low	Some Concerns	Low	High	High
Babalola et al	High	Some Concerns	Low	Some Concerns	Low	High	High
REMAP-CAP - tocilizumab	Low	Some Concerns	Low	Some Concerns	Low	Low	High
Abdelmaksoud AA et al	High	Some Concerns	Low	Some Concerns	Low	High	High
REPLACE COVID	Low	Some Concerns	Low	Some Concerns	Low	Low	High
Kirti R et al	Low	Low	Low	Low	Low	Low	Low
Kumari P et al	High	Some Concerns	Low	Some Concerns	Low	High	High
FK/FAV00A-CoV/2020	High	Low	Low	Low	Low	High	High
IVERCAR-TUC	High	Some Concerns	Low	Some Concerns	Low	High	High
COVIFERON	Low	Some Concerns	Low	Some Concerns	Low	Low	High
RECOVERY-Plasma	Low	Some Concerns	Low	Low	Low	Low	Some Concerns
Interferon in COVID (Alavi Darazam I et al)	Low	Some Concerns	Low	Some Concerns	Low	Low	High
AB-DRUG-SARS-004 (Cadeglani FA et al)	High	Some Concerns	Low	Some Concerns	Low	High	High
JamaliMoghadam/Siahkhalil S et al	High	Some Concerns	Low	Some Concerns	Low	High	High
Sedghiyan M et al	High	Some Concerns	Low	Some Concerns	Low	High	High

Roozfaei A et al	High	Low	Low	Low	Low	High	High
Bee-Covid	Low	Some Concerns	Low	Some Concerns	Low	Low	High
SEOT	High	Some Concerns	Low	Some Concerns	Low	High	High
RIVET-COV	High	Some Concerns	Low	Some Concerns	Low	High	High
Shahbaznejad et al	Low	Low	Low	Low	Low	Low	Low
Spoorthi V et al	High	Some Concerns	Low	Some Concerns	Low	High	High
Raad H et al	High	Low	Low	Low	Low	High	High
IVE-COV	High	Some Concerns	Low	Some Concerns	Low	High	High
Okumus	High	Some Concerns	Low	Some Concerns	Low	High	High
Veiga	Low	Some Concerns	Low	Low	Low	Low	Some Concerns
Gottlieb	Low	Low	Low	Low	Low	Low	Low
BRACE CORONA	Low	Some Concerns	Some Concerns	Low	Low	Some Concerns	Some Concerns
CORIMUNO-ANA-1	Low	Some Concerns	Low	Some Concerns	Low	Low	High
Thakar A et al	High	Some Concerns	Low	Some Concerns	Low	High	High
Onal H et al	High	High	Low	Some Concerns	Low	High	High
Tang X et al	Low	Some Concerns	Low	Low	Low	Low	Low
COLCORONA	Low	Some Concerns	Low	Low	Low	Low	Low
Lopardo	Low	Low	Low	Low	High	Low	Low
Dabbous HM et al	High	Some Concerns	Low	Some Concerns	Low	High	High
ATTRACT	Low	Some Concerns	Low	Low	Low	Low	Low
Ranjbar K et al	Some Concerns	Low	Low	Low	Low	Some Concerns	Some Concerns
EAT-DUTA AndroCoV	Low	Low	High	Low	Low	High	High
Famooosh G et al	Some Concerns	Some Concerns	High	Some Concerns	Low	High	High
Khalili H et al	Low	Some Concerns	Low	Some Concerns	Low	Low	High
Baklaushev VP et al	High	Some Concerns	Low	Some Concerns	Low	High	High
KILLER	High	Some Concerns	Low	Some Concerns	Low	High	High
HYDRA	Low	Some Concerns	Low	Low	Low	Low	Low
Sali S et al	High	Some Concerns	Low	Some Concerns	Low	High	High
NITFQM0320OR	High	Some Concerns	Low	Some Concerns	Low	High	High
SVU-MED-CHTD19-420860	High	Some Concerns	Low	Some Concerns	Low	High	High
STOIC	Low	Some Concerns	Low	Some Concerns	Low	Low	High
Borges M et al	High	Some Concerns	Low	Some Concerns	Low	High	High
RECOVERY-TCZ	Low	Some Concerns	Low	Low	Low	Low	Some Concerns
COVIDab2-Zinc	Low	Some Concerns	Low	Low	Low	Low	Some Concerns
COVIDab2 - Vit C	Low	Some Concerns	Low	Low	Low	Low	Some Concerns
COVID-19 Early Treatment	Low	Some Concerns	Low	Low	Low	Low	Low
Shogenova LV et al	High	Some Concerns	Low	Some Concerns	Low	High	High
EFC16844	Low	Some Concerns	Low	Low	Low	Low	Low
ARTI-19	High	Some Concerns	Low	Some Concerns	Low	High	High
Purwati	High	Some Concerns	Low	Some Concerns	Low	High	High
VB-N-IVIG-COVID-19/2020-CT2	High	Some Concerns	Low	Some Concerns	Low	High	High
Jamaati H et al	High	Some Concerns	Low	Some Concerns	Low	High	High
Beltran-HCQ	High	Some Concerns	Low	Some Concerns	Low	High	High
Beltran-Ivermectin	High	Some Concerns	Low	Some Concerns	Low	High	High
ZINC COVID	Low	Some Concerns	Low	Low	Low	Low	Low
PATCH 1	Low	Some Concerns	Low	Some Concerns	Low	Low	High
AB-DRUG-SARS-004	High	Some Concerns	Low	Some Concerns	Low	High	High
Nouri-Vaskeh M et al	High	Some Concerns	Low	Some Concerns	Low	High	High
Lopez-Medina	Low	Some Concerns	Low	Low	Low	Low	Low
Lakkireddy M et al	High	Some Concerns	Low	Some Concerns	Low	High	High
Silva	High	Some Concerns	Low	Some Concerns	Low	High	High
PRINCIPLE	Low	Some Concerns	Some Concerns	Some Concerns	Low	Some Concerns	High
Bermejo Galan	Low	Some Concerns	Low	Low	Low	Low	Low
Pott-Junior	Low	Some Concerns	Low	Some Concerns	Low	Low	High
Mikhaylov	Low	Some Concerns	Low	Some Concerns	Low	Low	High
2GAMMACOVID-19	High	Some Concerns	Low	Some Concerns	Low	High	High
AAAS9924	Low	Low	Some Concerns	Some Concerns	Low	Some Concerns	Some Concerns
Tolouian et al	Low	Some Concerns	Low	Some Concerns	Low	Low	High
EZein R et al	High	Some Concerns	Low	Some Concerns	Low	High	High
PEGI.20.002	High	Some Concerns	Low	Some Concerns	Low	High	High
MASH-COVID	Low	Some Concerns	Low	Low	Low	Low	Low
INSPIRATION	Low	Some Concerns	Low	Low	Low	Low	Low
Zarychanski	Low	Some Concerns	Low	Low	Low	Low	Low
Santos PSS et al	Low	Some Concerns	Low	Low	Low	Low	Low
Solaymani-Dodaran M et al	Low	Some Concerns	Low	Low	Low	Low	Low
TD-0903-0188	High	Some Concerns	Low	Some Concerns	Low	High	High
DISCOVER	Low	Some Concerns	Low	Low	Low	Low	Low
SURG-2020-28683	Low	Some Concerns	Low	Low	Low	Low	Low
Alavi-Moghaddam M et al	High	Some Concerns	Low	Some Concerns	Low	High	High
CT-P59 3.2	Low	Some Concerns	Low	Low	Low	Low	Low
Yadollahzadeh M et al	High	Some Concerns	Low	Some Concerns	Low	High	High
BBCovid	Low	Some Concerns	Low	Low	Low	Low	Low
Hanna Huang Y et al	High	Some Concerns	Low	Some Concerns	Low	High	High
Gayntdinova VV et al	High	Some Concerns	Low	Some Concerns	Low	High	High
K031-120	Low	Some Concerns	Low	Some Concerns	Low	Low	High
Beltran Gonzalez JL et al	High	Some Concerns	Low	Some Concerns	Low	High	High
Doaei S et al	Low	Some Concerns	Some Concerns	Some Concerns	Low	Some Concerns	High
COVID-AIV	High	Some Concerns	Low	Some Concerns	Low	High	High
Amra B et al	High	Some Concerns	Low	Some Concerns	Low	High	High
Ribakov AR et al	High	Some Concerns	Low	Some Concerns	Low	High	High
Kishoria N et al	Low	Some Concerns	Low	Some Concerns	Low	Low	High
CERC-002-CVID-201	High	Low	High	Some Concerns	Low	High	High
Mahajan L et al	High	Some Concerns	Low	Some Concerns	Low	High	Some Concerns
PRINCIPLE	Low	Some Concerns	Some Concerns	Some Concerns	Low	Some Concerns	Some Concerns
Pouladzadeh M et al	Low	Some Concerns	Low	Some Concerns	Low	Low	High
HBOTCOVID19	High	Some Concerns	Low	Some Concerns	Low	High	High
RESIST	High	Some Concerns	Low	Some Concerns	Low	High	High
CARR-COV-02	Low	Some Concerns	Low	Some Concerns	Low	Low	High
Seet	Low	Some Concerns	Low	Some Concerns	Low	Low	High
SBU-COVID19-ConvalescentPlasma	Low	Some Concerns	Low	Low	Low	Low	Low
TOGETHER	Low	Some Concerns	Low	Low	Low	Low	Low
Zhao H et al	High	Some Concerns	Low	Some Concerns	Low	High	High

OSCAR	Low	Some Concerns	Low	Low	Low	Low	Low
POLYCOR	Low	Some Concerns	Low	Low	Low	Low	Low
Yanguard	Low	Some Concerns	Low	Low	Low	Low	Low
Sammaghani HR et al	Low	Some Concerns	Low	Some Concerns	Low	Low	High
CamCO-19	Low	Some Concerns	Low	Low	Low	Low	Low
BCR-PNB-001	High	Some Concerns	Low	Some Concerns	Low	High	High
ATOMIC2	Low	Some Concerns	Low	Some Concerns	Low	Low	High
Siami Z et al	High	Some Concerns	Low	Some Concerns	Low	High	High
CLOROTRIAL	High	Some Concerns	Low	Some Concerns	Low	High	High
PROBCO	High	Some Concerns	Low	Some Concerns	Low	High	High
Nesari TM et al	High	Some Concerns	Low	Some Concerns	Low	High	High
PISCO	High	Some Concerns	Low	Some Concerns	Low	High	High
HNS-COVID-PK	Low	Some Concerns	Low	Low	Low	Low	Low
Rashad A et al	High	Some Concerns	Low	Some Concerns	Low	High	High
Mori M et al	Low	Some Concerns	Low	Some Concerns	Low	Low	High
FACCT	Low	Some Concerns	Low	Some Concerns	Low	Low	High
COV-BARRIER	Low	Some Concerns	Low	Low	Low	Low	Low
LIVE-AIR	Low	Some Concerns	Low	Low	Low	Low	Low
PreToVid	High	Some Concerns	Low	Some Concerns	Low	High	High
Mahmoudi M et al	Low	Some Concerns	Low	Some Concerns	Low	Low	High
AGILE	Low	Some Concerns	Low	Some Concerns	Low	Low	High
Handy Salman O et al	Low	Some Concerns	Low	Low	Low	Low	Low
COVID-RT-01	Low	Some Concerns	Low	Low	Low	Low	Low
COVID-ARB	Low	Some Concerns	Low	Some Concerns	Low	Low	High
Perepu U et al	High	Some Concerns	Low	Some Concerns	Low	High	High
Zarychanski-Non-critical	Low	Some Concerns	Low	Some Concerns	Low	Low	High
Sarikumbab-COVID19 Study	Low	Some Concerns	Low	Low	Low	Low	Low
CAPSID	Low	Some Concerns	Low	Low	Low	Low	Low
CHEER	High	Some Concerns	Low	Some Concerns	Low	High	High
RECOVERY - Colchicine	High	Some Concerns	Low	Some Concerns	Low	High	High
Silvia Mendez-Flores S et al	Low	Some Concerns	Low	Low	Low	Low	Low
SAVE-MORE	Low	Some Concerns	Low	Low	Low	Low	Low
Winchester S et al	High	Some Concerns	Low	Some Concerns	Low	High	High
Elgohary MAS et al	High	Some Concerns	Low	Some Concerns	Low	High	High
ARMY-1	Low	Some Concerns	Low	Low	Low	Low	Some Concerns
Hamidi-Alamdari D et al	High	Low	Low	Low	Low	High	High
Zarehoseinzade E et al	Low	Some Concerns	Low	Low	Low	Low	Low

Main findings

Corticosteroids

[See Summary of findings Table 1, Appendix 1](#)

We identified fifteen RCTs including 8264 participants in which systemic steroids (dexamethasone, methylprednisolone or hydrocortisone) were compared against standard of care or other treatments. Ten of these trials provided information on relevant outcomes. The RECOVERY trial was the biggest with 2,104 patients assigned to dexamethasone and 4,321 to standard of care. All ten studies included patients with severe to critical disease, as shown by the fact that mortality in the control groups ranged from 14.2% to 61.4%. In the RECOVERY trial, a subgroup analysis which stratified patients by the amount of baseline respiratory support they received, showed significant differences favoring those with oxygen requirements. However, as mortality was high in the subgroup of patients that did not receive baseline oxygen treatment (14%), we decided to adopt a conservative approach and include the primary analysis considering all randomized patients. Our results showed:

- Steroids probably reduce mortality, RR 0.90 (95%CI 0.80 to 1.02); RD -1.6% (95%CI -3.2% to 0.3%); Moderate certainty ⊕⊕⊕○ (Figure 2)
- Steroids probably reduce invasive mechanical ventilation requirement, RR 0.87 (95%CI 0.72 to 1.05); RD -2.2% (95%CI -4.8% to 0.8%); Moderate certainty ⊕⊕⊕○
- Steroids may improve time-to-symptom resolution, RR 1.27 (95%CI 0.98 to 1.65); RD 16.3% (95%CI -1.2% to 39.4%); Low certainty ⊕⊕○○

- Steroids may not significantly increase the risk of severe adverse events, RR 0.89 (95%CI 0.68 to 1.17); RD -1.1% (95%CI -3.3% to 1.7%); Low certainty ⊕⊕○○
- Results were consistent with trials in which steroids were used to treat non COVID-19 patients with ARDS. No significant differences between subgroups of studies using different steroids were observed. (Figures 3 and 4)

Figure 2. All-cause mortality in RCTs comparing corticosteroids with standard of care for treatment of patients with COVID-19

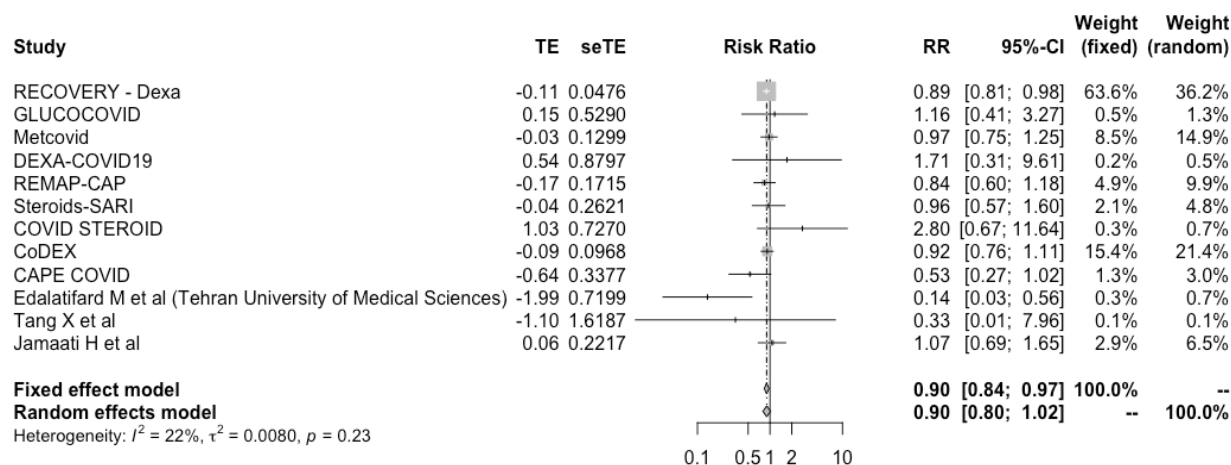


Figure 3. All-cause mortality in RCTs comparing corticosteroids with standard of care for treatment of patients with COVID-19 or ARDS without COVID-19

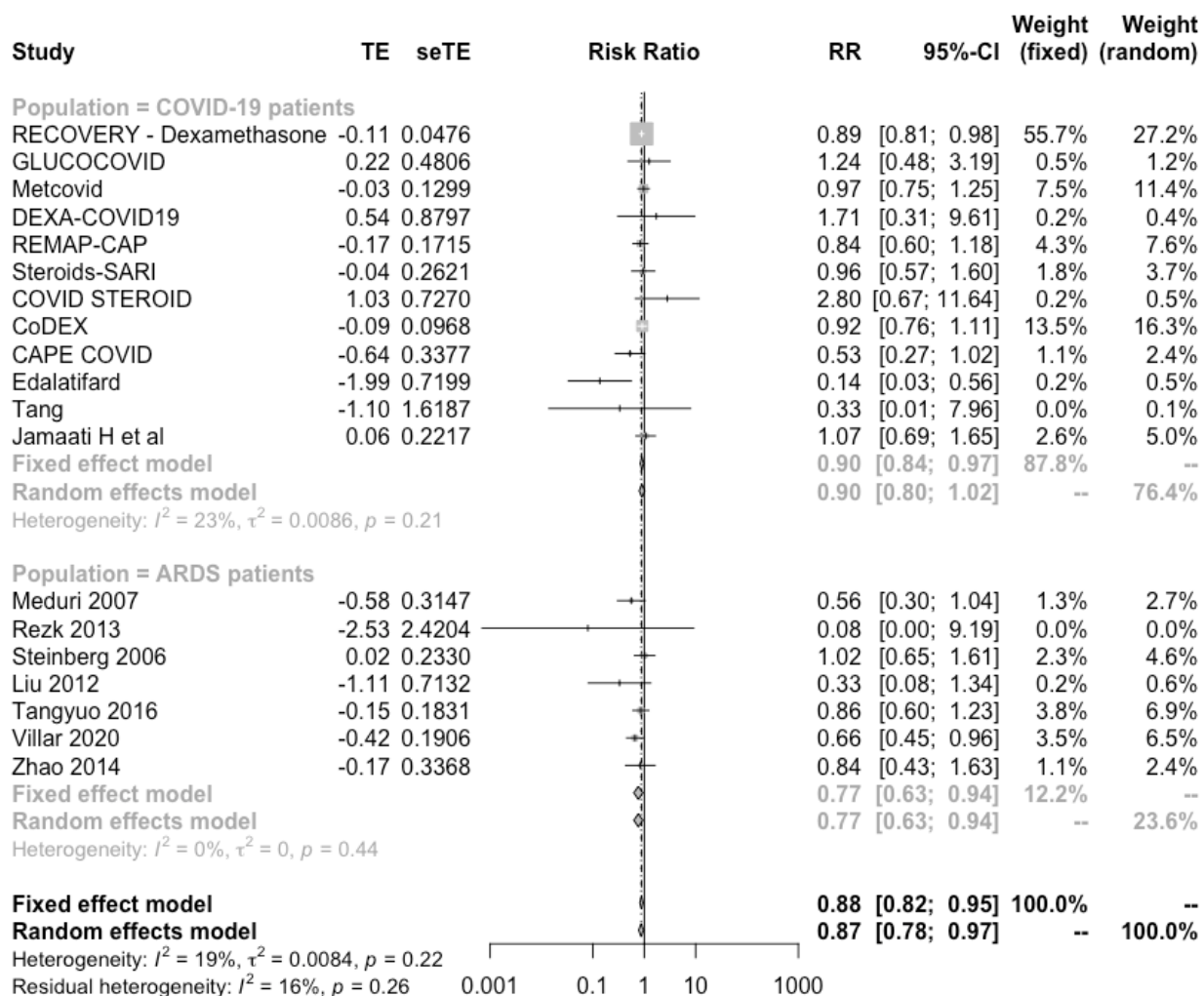
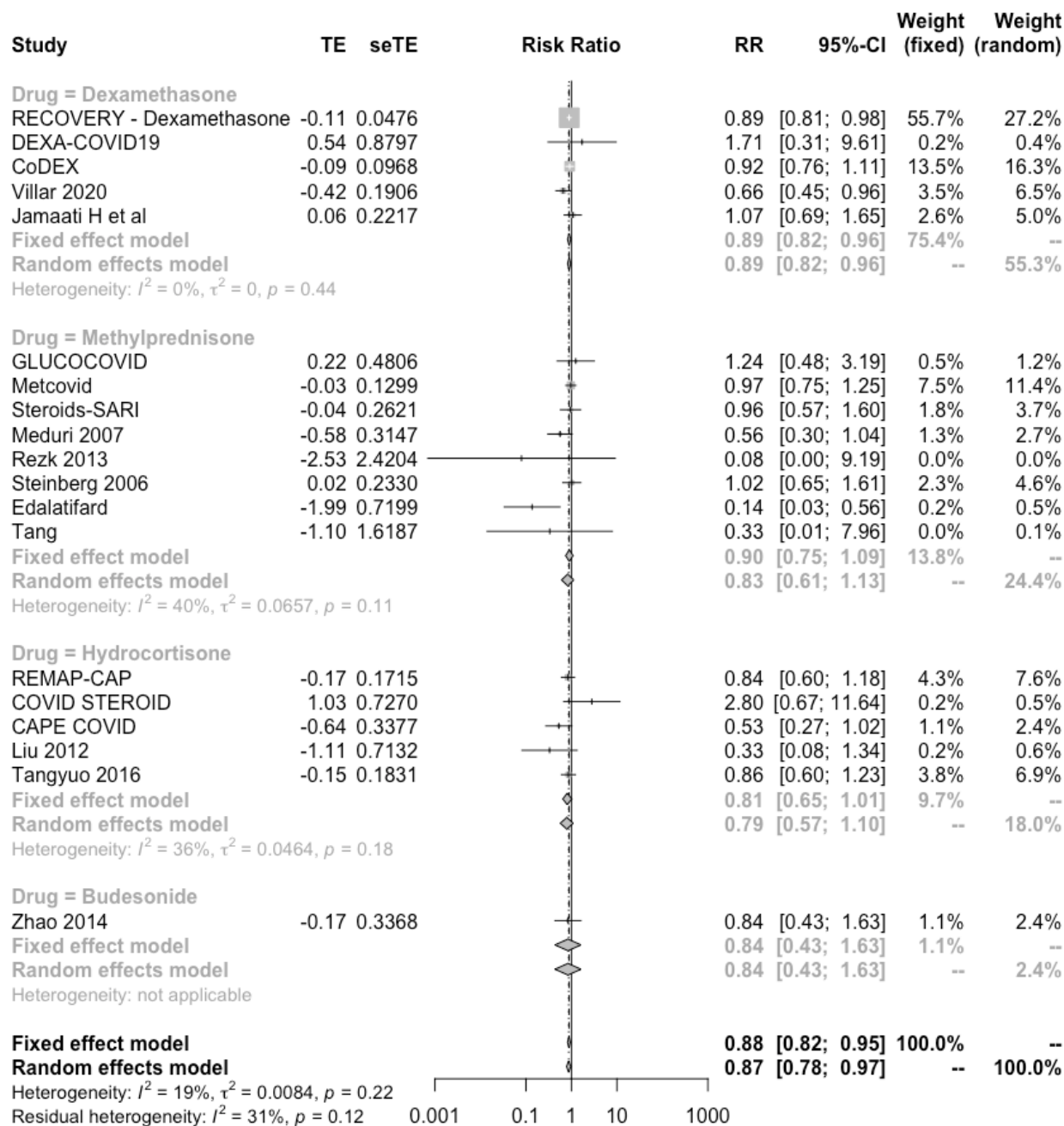


Figure 4. All-cause mortality by type of corticosteroids in RCTs using comparison with standard of care for treatment of patients with COVID-19 or ARDS without COVID-19



Remdesivir

[See Summary of findings Table 2, Appendix 1](#)

We identified five RCTs including 7400 patients in which remdesivir was compared against standard of care or other treatments. In addition, we identified one study that compared different remdesivir dosage schemes. The WHO SOLIDARITY trial was the biggest with 2,734 patients assigned to remdesivir and 2,708 to standard of care. Five studies included patients with severe disease as shown by the fact that mortality in the control groups ranged from 8.3% to 12.6%, and one study included non-severe patients with 2% mortality in the control arm. Our results showed:

- Remdesivir may slightly reduce mortality, RR 0.95 (95%CI 0.83 to 1.08); RD -0.8% (95%CI -2.7% to 1.3%); Low certainty ⊕⊕○○ (Figure 5)
- Remdesivir may reduce invasive mechanical ventilation requirement, RR 0.71 (95%CI 0.43 to 1.18); RD -5% (95%CI -9.9% to 3.1%); Low certainty ⊕⊕○○ (Figure 6)
- Remdesivir may improve time to symptom resolution, RR 1.17 (95%CI 1.03 to 1.33); RD 10.3% (95%CI 1.8% to 20%); Low certainty ⊕⊕○○ (Figure 7)
- Remdesivir may not significantly increase the risk of severe adverse events, RR 0.8 (95%CI 0.48 to 1.33); RD -2% (95%CI -5.3% to 3.4%); Low certainty ⊕⊕○○

Figure 5. All-cause mortality with remdesivir use vs. standard of care in randomized control trials including COVID-19 patients

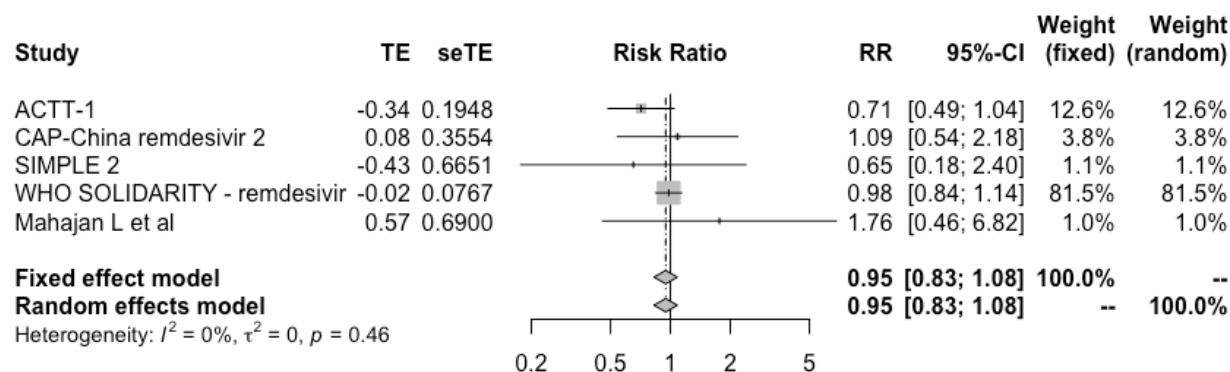


Figure 6. Invasive mechanical ventilation requirements in RCTs comparing remdesivir with standard of care for treatment of patients with COVID-19

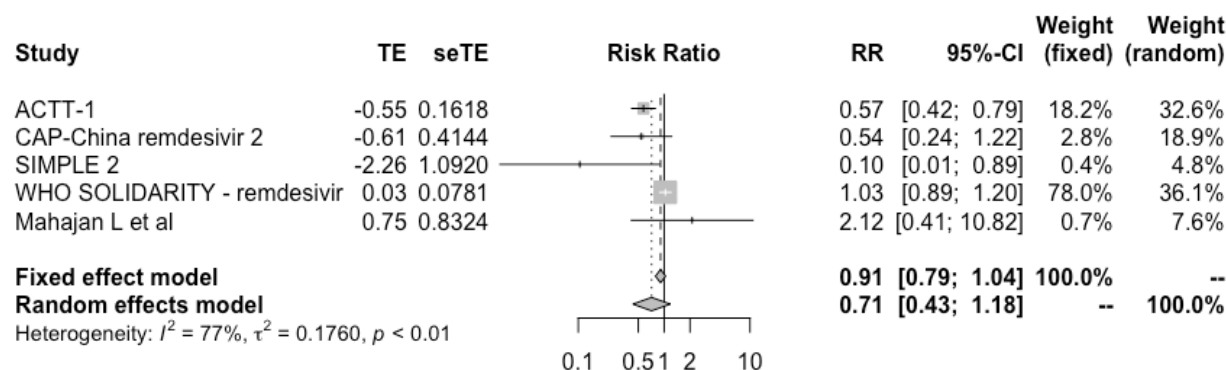
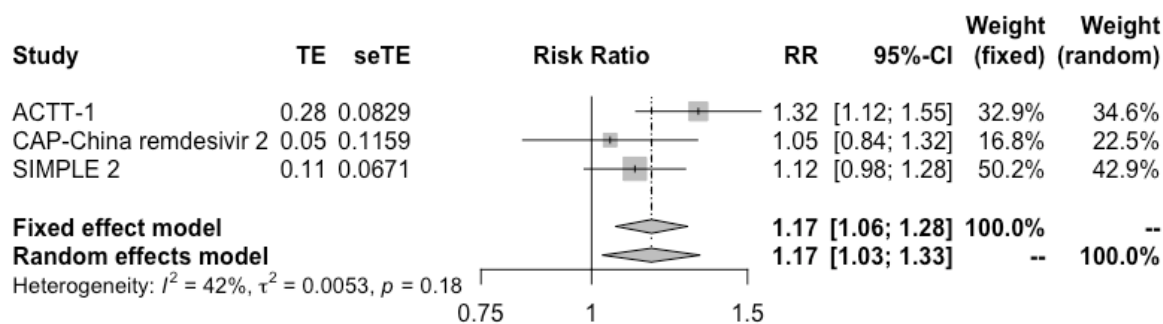


Figure 7. Symptom resolution or improvement in RCTs comparing remdesivir with standard of care for treatment of patients with COVID-19



Hydroxychloroquine and Chloroquine

[See Summary of findings Table 3, Appendix 1](#)

We identified 42 RCTs including 19,899 patients in which hydroxychloroquine or chloroquine were compared against standard of care or other treatments. The RECOVERY trial was the biggest with 1,561 patients assigned to dexamethasone and 3,155 to standard of care. In both the RECOVERY and SOLIDARITY trials, patients had severe disease as shown by the high mortality risk in control arms (24.9% and 9.2%, respectively). The remaining studies included patients with non-severe disease, as shown by the lower mortality risk in control arms, ranging from 0 to 5.2%.

Additionally, we identified six studies in which hydroxychloroquine was used in healthy persons to prevent COVID-19 infection. Our results showed:

- Hydroxychloroquine or chloroquine probably increase mortality, RR 1.07 (95%CI 0.98 to 1.17); RD 1.1% (95%CI -0.3% to 2.7%); Moderate certainty ⊕⊕⊕○ (Figure 8)
- Hydroxychloroquine or chloroquine probably does not reduce invasive mechanical ventilation requirement; RR 1.07 (95%CI 0.91 to 1.26); RD 1.2% (95%CI -1.6% to 4.5%); Moderate certainty ⊕⊕⊕○
- Hydroxychloroquine or chloroquine probably does not improve time to symptom resolution, RR 1.05 (95%CI 0.95 to 1.16); RD 3% (95%CI -3% to 9.7%); Moderate certainty ⊕⊕⊕○
- Hydroxychloroquine or chloroquine may not significantly reduce COVID-19 symptomatic infection in exposed individuals, RR 0.97 (95%CI 0.65 to 1.45); RD -0.5% (95%CI -6.1% to 7.8%); Low certainty ⊕⊕○○ (Figure 9) (based on low risk of bias studies)
- Hydroxychloroquine or chloroquine may not significantly increase the risk of severe adverse events, RR 0.92 (95%CI 0.61 to 1.36); RD -0.5% (95%CI -6.1% to 7.8%); Low certainty ⊕⊕○○
- It is uncertain if hydroxychloroquine or chloroquine affects hospitalizations in patients with mild COVID-19, RR 0.82 (95%CI 0.49 to 1.36); RD -1.3% (95%CI -3.8% to 2.7%); Very low certainty ⊕○○○

Figure 8. All-cause mortality in RCTs comparing hydroxychloroquine or chloroquine with standard of care in patients with COVID-19

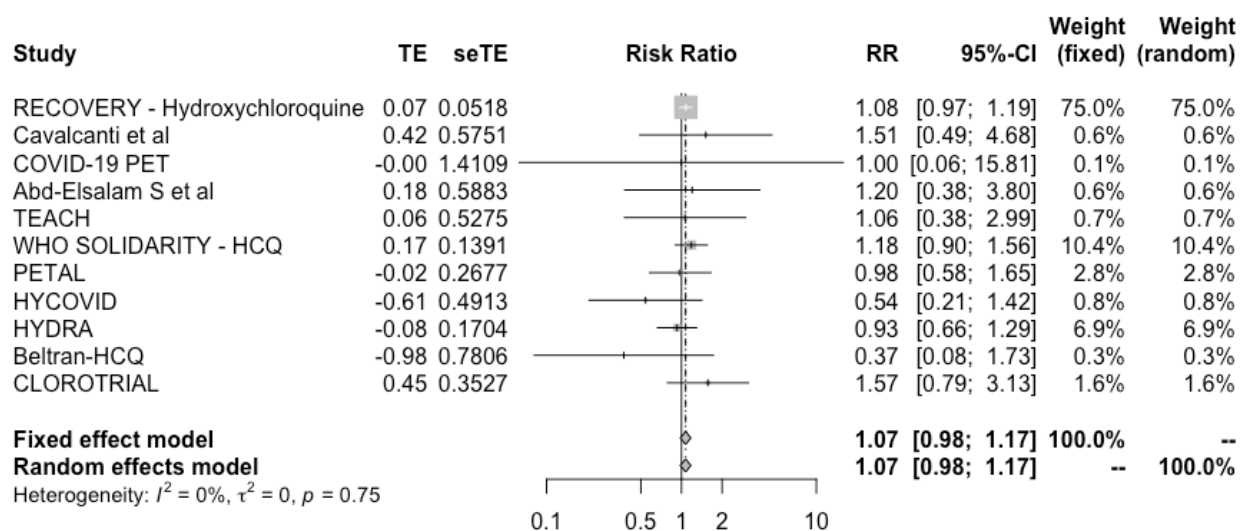
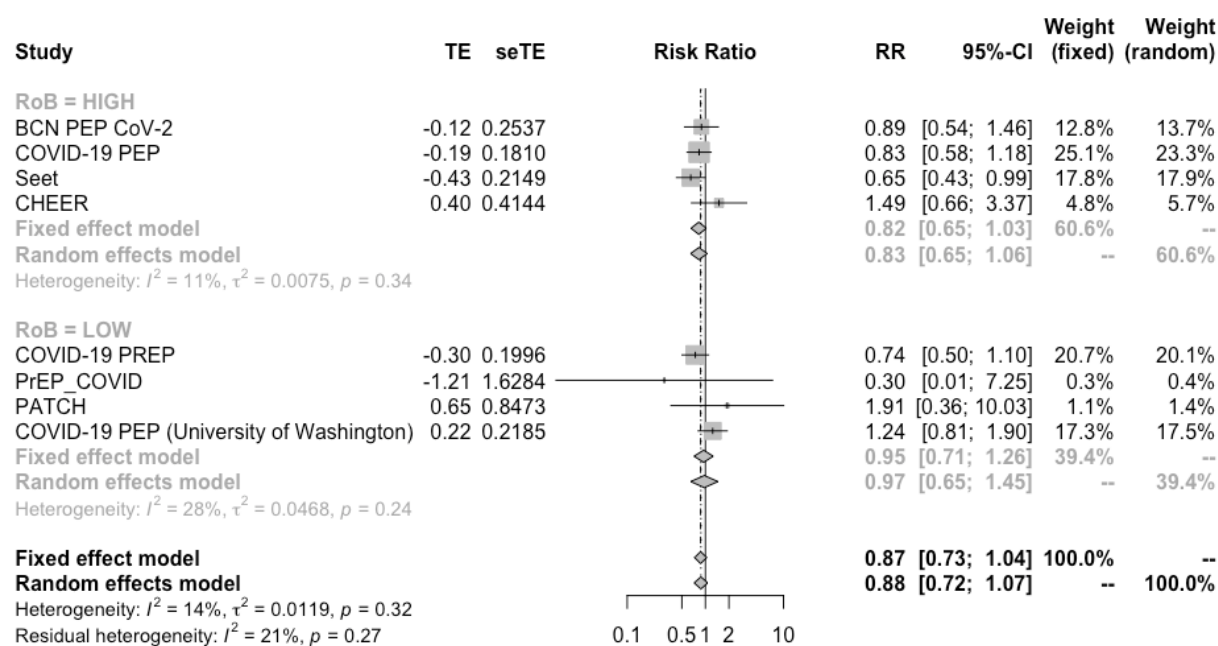


Figure 9. Symptomatic infection in RCTs comparing hydroxychloroquine or chloroquine with no prophylaxis among individuals exposed to COVID-19



In addition, we identified a systematic review¹⁰ that included 12 unpublished studies providing information on mortality outcome. Overall pooled estimates did not differ when including unpublished information (OR 1.08, 95%CI 0.99 to 1.18).

Lopinavir-ritonavir

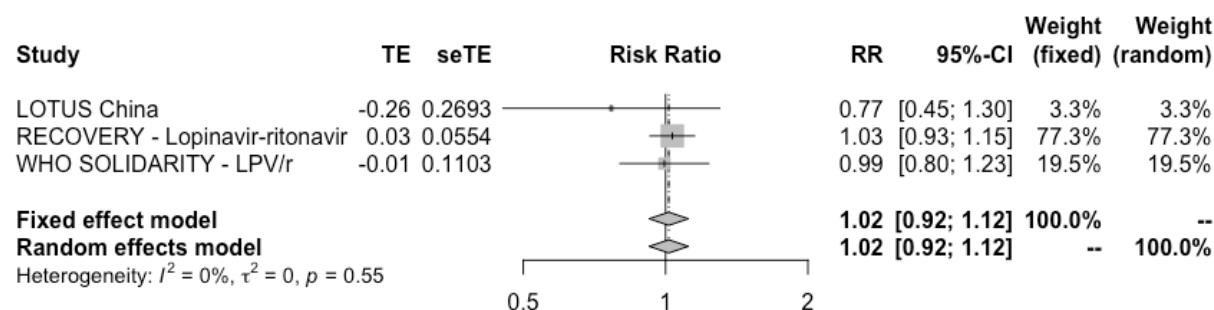
[See Summary of findings Table 4, Appendix 1](#)

We identified thirteen RCTs including 9,421 patients in which lopinavir-ritonavir was compared against standard of care or other treatments. The RECOVERY trial was the biggest with 1,616 patients assigned to dexamethasone and 3,424 to standard of care. Three studies provided information on mortality outcome, all of which included patients with severe disease, as shown by the mortality risk in control arms, which ranged from 10.6% to 25%. Our results showed:

- Lopinavir-ritonavir probably does not reduce mortality, RR 1.02 (95%CI 0.92 to 1.22); RD 0.3% (95%CI -1.3% to 1.9%); Moderate certainty ⊕⊕⊕○ (Figure 10)
- Lopinavir-ritonavir does not reduce invasive mechanical ventilation requirement; RR 1.07 (95%CI 0.98 to 1.17); RD 1.2% (95%CI -0.3% to 2.9%); High certainty ⊕⊕⊕⊕
- Lopinavir-ritonavir probably does not improve symptom resolution or improvement; RR 1.03 (95%CI 0.92 to 1.15); RD 1.8% (95%CI -4.8% to 9%); Moderate certainty ⊕⊕⊕○
- Lopinavir-ritonavir may not increase the risk of severe adverse events, RR 0.6 (95%CI 0.37 to 0.98); RD -4.1% (95%CI -6.5% to -0.2%); Low certainty ⊕⊕○○

- It is uncertain if lopinavir-ritonavir increases or decreases hospitalizations, RR 1.24 (95%CI 0.6 to 2.56); RD 1.8% (95%CI -3% to -11.6%); Very low certainty ⊕○○○

Figure 10. All-cause mortality in RCTs comparing lopinavir–ritonavir with standard of care for treatment of patients with COVID-19



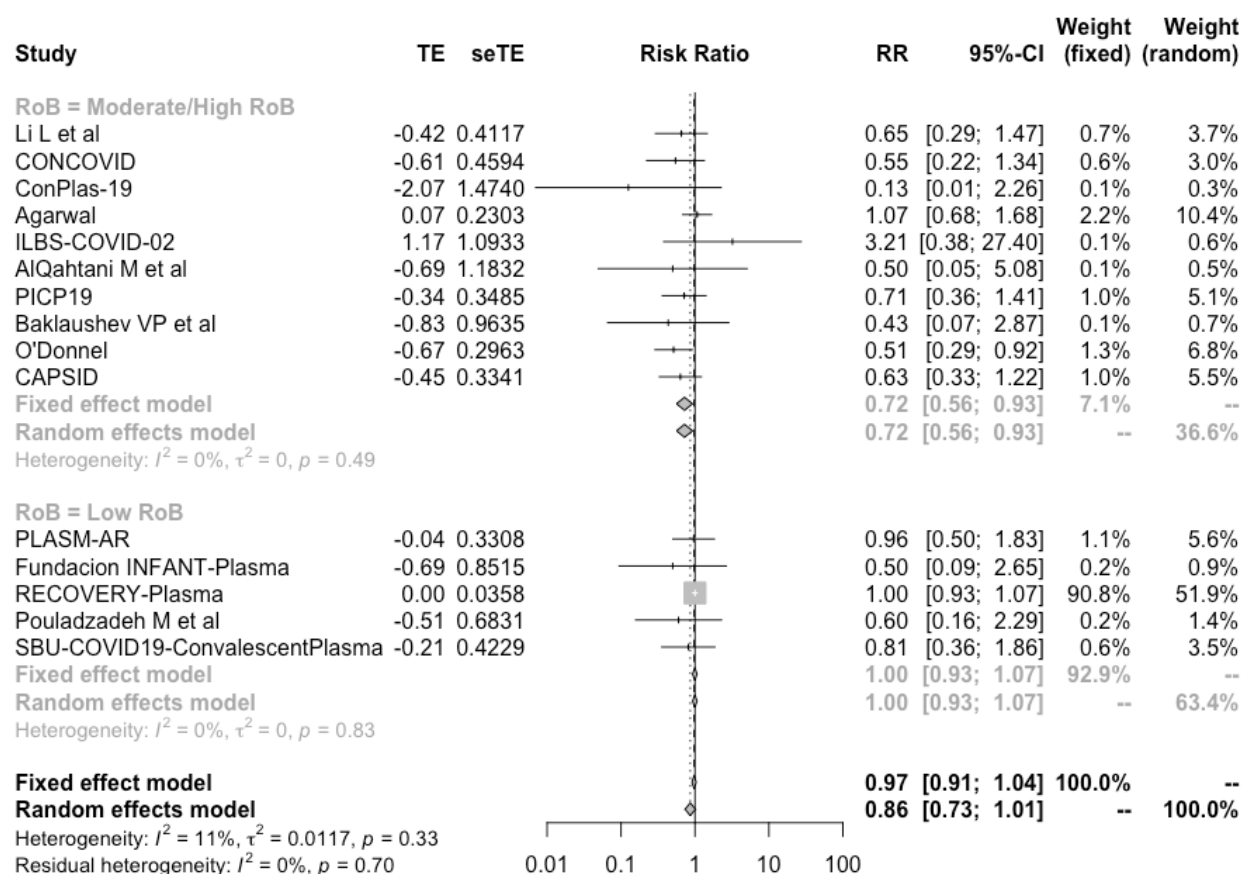
Convalescent plasma

[See summary of findings table 5 in appendix 1](#)

We identified eighteen RCT including 13740 patients in which convalescent plasma was compared against standard of care or other treatments. RECOVERY was the biggest study including 11588 patients. Most studies (15/17) included severely ill patients, as shown by the mortality rate in the control arms, ranging from 10% to 53%. The remaining studies included patients with recent onset symptoms and reported a control-arm mortality rate of 5% and 6.6%. Convalescent plasma was administered in one or two infusions to symptomatic patients in all cases. Our results showed:

- Convalescent plasma probably does not reduce mortality, RR 1 (95%CI 0.93 to 1.07); RD 0% (95%CI -1.1% to 1.1%); Moderate certainty ⊕⊕⊕○ (Figure 11.) (based on low risk of bias studies)
- Convalescent plasma probably does not significantly reduce invasive mechanical ventilation requirements, RR 0.91 (95% CI 0.77 to 1.07); RD -1.6% (95%CI -4% to 1.2%); Moderate certainty ⊕⊕⊕○ (based on low risk of bias studies).
- Convalescent plasma probably does not improve symptom resolution or improvement, RR 1.02 (95% CI 0.93 to 1.13); RD 1.2% (95%CI -4.2% to 7.9%); Moderate certainty ⊕⊕⊕○
- Convalescent plasma may not significantly increase severe adverse events, RR 0.92 (95% CI 0.72 to 1.18); RD -0.8% (95%CI -2.9% to 1.8%); Low certainty ⊕○○○
- Specific adverse events related to convalescent plasma infusion are possibly rare: transfusion-related circulatory overload 0.18%; transfusion-related lung injury 0.10%; Severe allergic transfusion reaction 0.10%. However, we are uncertain if convalescent plasma increases severe adverse events as certainty of the evidence is very low.

Figure 11. All-cause mortality in RCTs comparing convalescent plasma with standard of care for treatment of patients with COVID-19



In one of the studies 58 patients were randomized to early administration of convalescent plasma (at the time they were randomized) or late administration (only if clinical deterioration was observed). All patients in the early arm received the treatment, while just 43.3% of patients received it in the late arm. Results showed no mortality reduction (OR 4.22, 95%CI 0.33 to 53.57) nor reduction in the need for invasive mechanical ventilation requirement reduction (OR 2.98, 95%CI 0.41 to 21.57) with early infusion. However, the certainty of the evidence was very low $\oplus\circ\circ\circ$ because of imprecision. In addition, no significant differences were observed in the subgroup of patients treated early (<4 days since the beginning of symptoms) versus late (>4 days since the beginning of symptoms) with convalescent plasma, in the RECOVERY trial.

Tocilizumab

[See Summary of findings Table 6 in Appendix 1](#)

We identified thirteen RCTs including 7395 patients in which tocilizumab was compared against standard of care or other interventions. Eight studies reported on mortality outcome, including

the RECOVERY study that recruited 4116 patients. All studies included severe patients but some excluded critical patients. The proportion of critical patients in those studies that included them was 16.5% to 47.5%. Our results showed:

- Tocilizumab probably reduces mortality, RR 0.88 (95%CI 0.77 to 1); RD -1.9% (95%CI -3.7% to 0%); Moderate certainty ⊕⊕⊕○ (Figure 12)
- Tocilizumab reduces invasive mechanical ventilation requirements, RR 0.82 (95%CI 0.76 to 0.89); RD -3.1% (95%CI -4.2% to -1.9%); High certainty ⊕⊕⊕⊕ (Figure 13)
- Tocilizumab may improve time to symptom resolution, RR 1.10 (95%CI 0.99 to 1.22); RD 6% (95%CI -0.6% to 13.3%); Low certainty ⊕⊕○○
- Tocilizumab probably does not significantly increase severe adverse events at 28-30 days, RR 0.90 (95%CI 0.76 to 1.05); RD -1% (95%CI -2.5% to 0.5%); Moderate certainty ⊕⊕⊕○

Figure 12. All-cause mortality in RCTs comparing tocilizumab with standard of care for treatment of patients with COVID-19

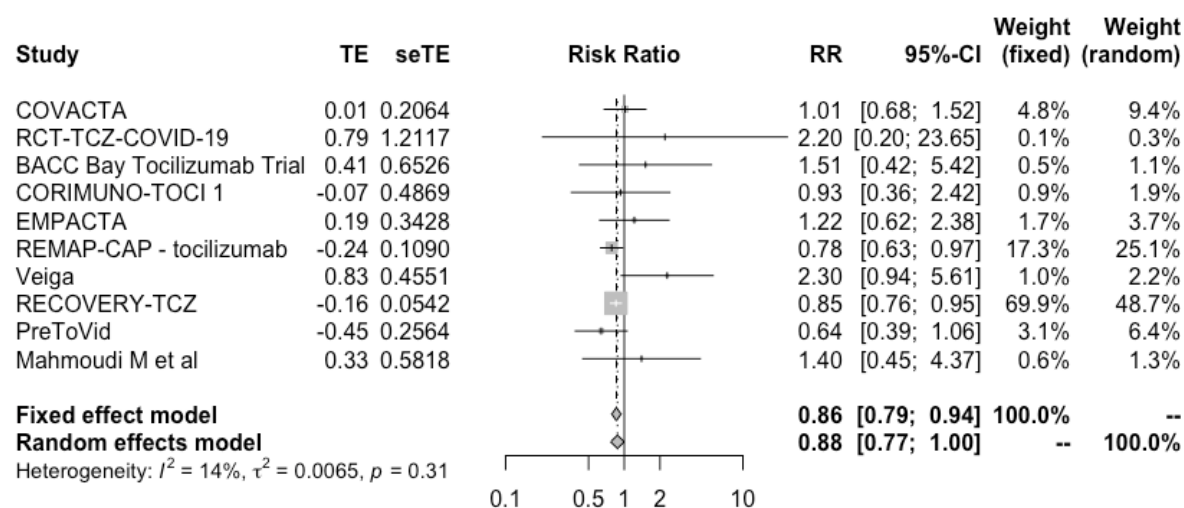
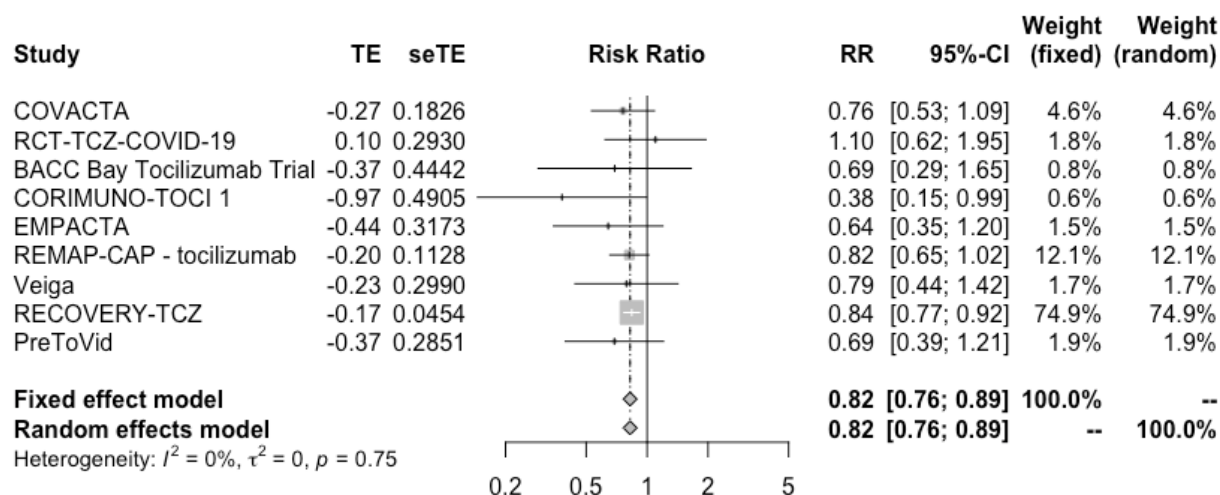


Figure 13. Mechanical ventilation requirement in RCTs comparing tocilizumab with standard of care for treatment of patients with COVID-19



A subgroup analysis, performed in the RECOVERY trial, comparing the effect of tocilizumab in severe and critical patients, did not suggest a subgroup modification effect according to baseline disease severity ($p=0.52$).

Anticoagulants

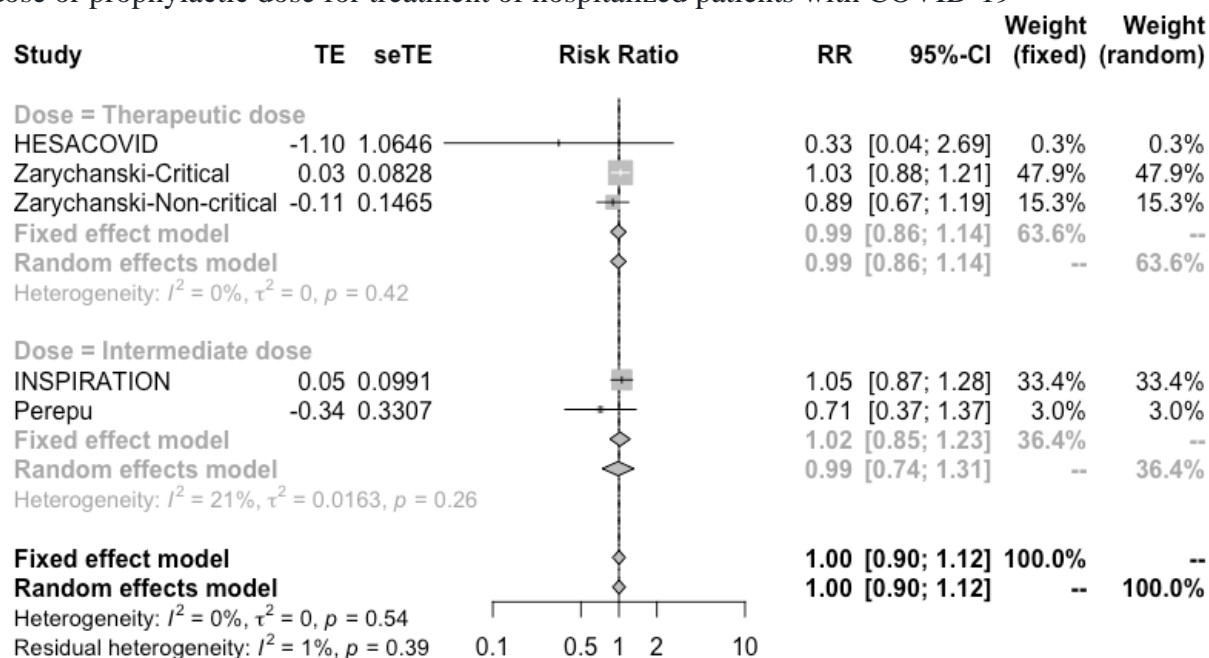
[See Summary of findings Table 7, Appendix 1](#)

Thromboembolic complications in patients infected with COVID-19 are relatively frequent.¹¹ As for hospitalized patients with severe medical conditions, current guidelines recommend thromboprophylaxis measures should be used for inpatients with COVID-19 infection.¹² Regarding the best thromboprophylactic scheme, we identified five RCTs including 4048 patients that compared anticoagulants in intermediate (i.e. enoxaparin 1 mg/kg a day) or full dose (i.e. enoxaparin 1 mg/kg twice a day) versus prophylactic dose (i.e. enoxaparin 40 mg a day). All studies included hospitalized patients with COVID-19. Our results showed:

- Anticoagulants in intermediate dose or full dose probably does not reduce mortality in comparison with prophylactic dose, RR 1 (95%CI 0.90 to 1.12); RD 0% (95%CI -1.6% to 1.9%); Moderate certainty ⊕⊕⊕○ (Figure 14)
- Anticoagulants in intermediate dose may not reduce venous thromboembolic events in comparison with prophylactic dose, RR 1.02 (95%CI 0.53 to 1.96); RD 0.1% (95%CI -3.3% to 6.7%); Low certainty ⊕⊕○○
- Anticoagulants in full dose probably reduce venous thromboembolic events in comparison with prophylactic dose, RR 0.55 (95%CI 0.38 to 0.79); RD -3.1% (95%CI -4.3% to 1.5%); Moderate certainty ⊕⊕⊕○

- Anticoagulants in intermediate dose or full dose probably increase major bleeding in comparison with prophylactic dose, RR 1.64 (95% CI 1.02 to 2.64); RD 1.2% (95% CI -0.04% to 3.1%); Moderate certainty ⊕⊕⊕○

Figure 14. All-cause mortality in RCTs using anticoagulants in therapeutic dose, intermediate dose or prophylactic dose for treatment of hospitalized patients with COVID-19



Although the subgroup of non-critical patients reported by Zarychanski et al showed a trend toward less mortality in comparison with severe patients, we did not report results according to severity because we consider that the mentioned differential effect is implausible.

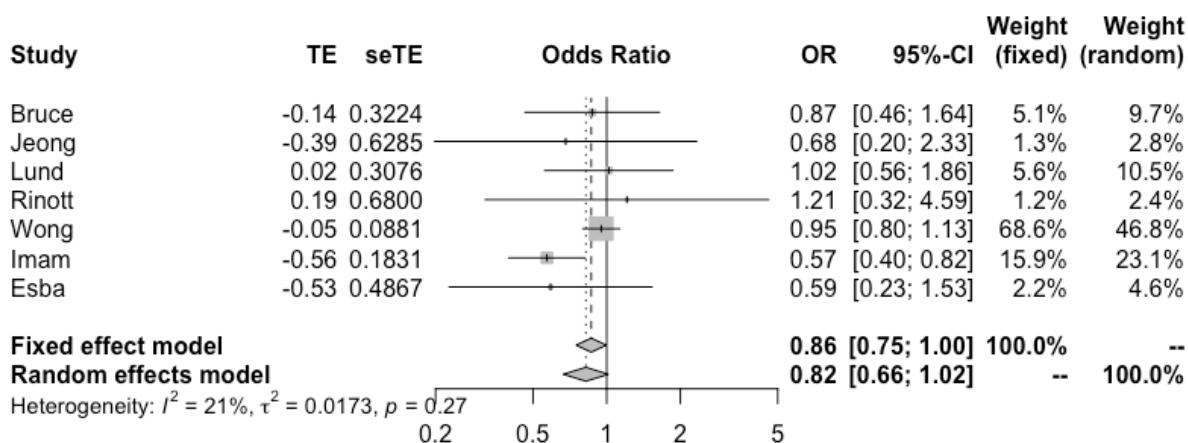
NSAIDs

[See Summary of findings table 8, Appendix 1](#)

We identified seven non-RCTs including at least 100 patients in which COVID-19 mortality risk was compared between groups of patients exposed to NSAIDs and those that were not. Populations included varied between studies. For example, Wong et al. included individuals exposed to COVID-19 (living in a region affected by the pandemic) while other studies included only patients with confirmed COVID-19 infection. Our results showed:

- No association between NSAID exposure and mortality, OR 0.82 (95% CI 0.66 to 1.02); Very low certainty ⊕○○○ (Figure 15)

Figure 15. All-cause mortality in non-RCTs comparing exposure to NSAIDs with no exposure in individuals exposed to or infected with COVID-19



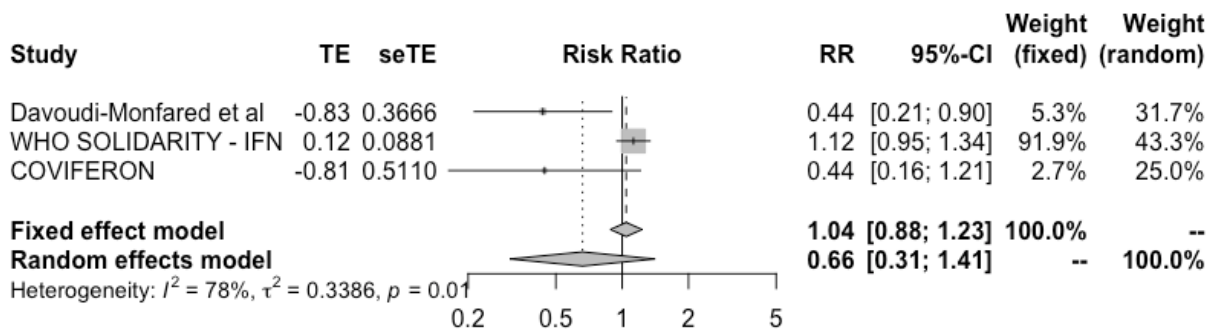
Interferon Beta-1a

[See Summary of findings Table 9, Appendix 1](#)

We identified five RCT including 4487 patients in which interferon beta-1a was compared against standard of care or other treatments and informed on mortality outcome. The WHO SOLIDARITY trial was the biggest, with 2,050 patients assigned to intervention and 2,050 to control. The studies included severe patients, as shown by the fact that mortality in the control arms ranged from 10.5% to 45%. Our results showed:

- Interferon beta-1a (subcutaneous) probably does not reduce mortality, RR 1.04 (95% CI 0.88 to 1.23); RD 0.6% (95% CI -1.9% to 3.7%); Moderate certainty ⊕⊕⊕○ (Figure 16)
- Interferon beta-1a (subcutaneous) probably does not reduce invasive mechanical ventilation requirements, RR 0.98 (95% CI 0.83 to 1.16); RD -0.3% (95% CI -2.9% to 2.8%); Moderate certainty ⊕⊕⊕○
- It is uncertain if interferon beta-1a (subcutaneous) affects symptom resolution or improvement; HR 1.1 (95% CI 0.64 to 1.87); RD 6% (95% CI -21.8% to 52.7%); Very low certainty ⊕○○○
- Interferon beta-1a (inhaled) may increase symptom resolution or improvement, HR 2.19 (95% CI 1.03 to 4.69); RD 26.4% (95% CI 1.1% to 38.1%); Low certainty ⊕⊕○○

Figure 16. All-cause mortality with IFN beta-1a vs. standard of care in randomized studies including COVID-19 patients

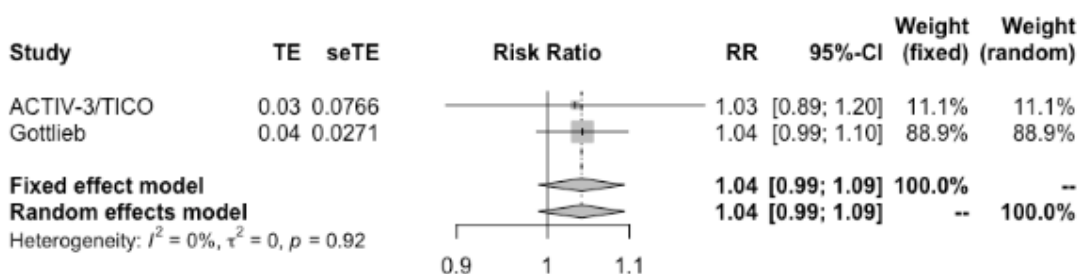


Bamlanivimab (monoclonal antibody)

We identified three RCT including 1187 patients in which bamlanivimab was compared against standard of care. The studies included mild to moderate patients as 0 to 3% patients died. Our results showed:

- It is uncertain if bamlanivimab reduces mortality or mechanical ventilation requirements; Very low certainty ⊕○○○
- Bamlanivimab probably does not significantly improve time to symptom resolution, RR 1.04 (95%CI 0.99 to 1.09); RD 2.4% (95%CI -0.6% to 5.4%); Moderate certainty ⊕⊕⊕○ (Figure 17)
- It is uncertain if bamlanivimab increases the risk of severe adverse events; Very low certainty ⊕○○○
- It is uncertain if bamlanivimab affects hospitalizations in patients with non-severe disease; Very low certainty ⊕○○○

Figure 17. Symptom resolution or improvement with bamanivimab vs. standard of care in randomized studies including COVID-19 patients



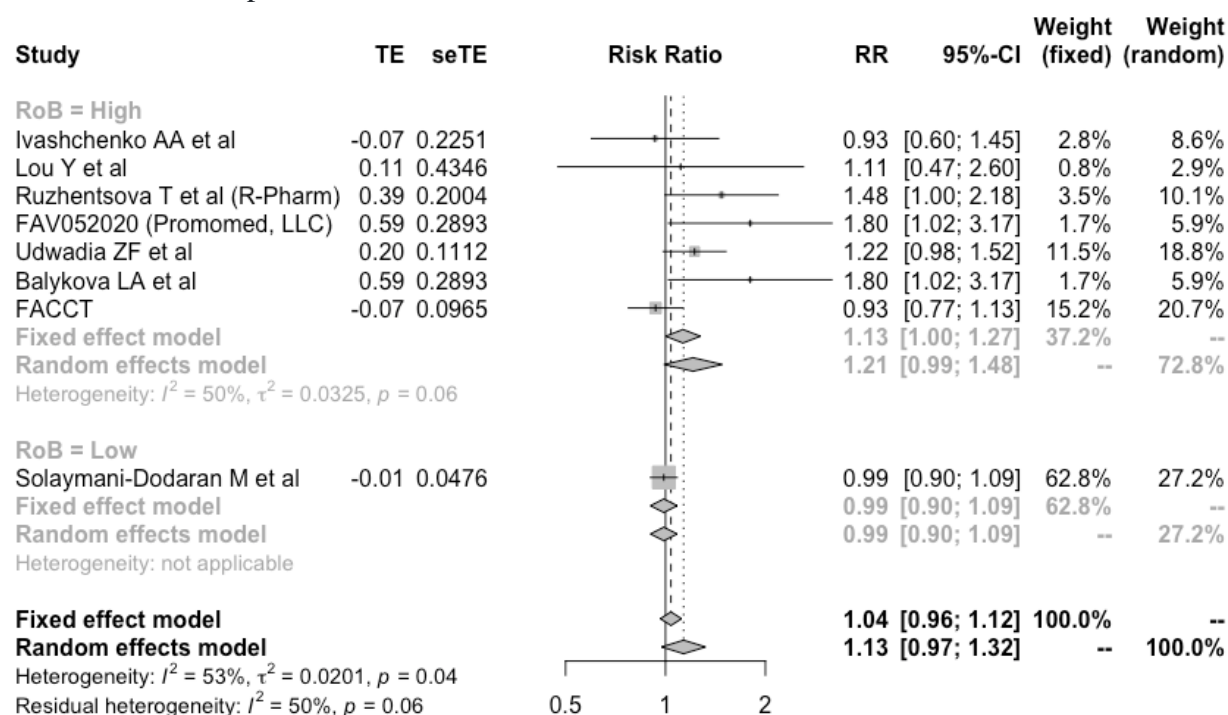
Favipiravir

[See Summary of findings Table 10, Appendix 1](#)

We identified fourteen RCTs including 2028 patients in which favipiravir was compared against standard of care or other treatments. Seven studies reported on favipiravir with or without HCQ versus standard of care, two studies reported on favipiravir vs HCQ or CQ, one study reported on favipiravir vs lopinavir ritonavir and the remaining studies compared favipiravir against other active interventions. As there is moderate to high certainty that HCQ and lopinavir-ritonavir are not related to significant benefits, we assumed those interventions as equivalent to standard of care. Our results showed:

- Favipiravir may not reduce mortality; RR 1.09 (95%CI 0.72 to 1.64); RD 1.4% (95%CI -4.5% to 10.2%); Low certainty ⊕⊕○○
- Favipiravir may not reduce mechanical ventilation requirements; RR 1.24 (95%CI 0.72 to 2.12); RD 4.2% (95%CI -4.8% to 19.5%); Low certainty ⊕⊕○○
- Favipiravir probably does not increase symptom resolution or improvement, RR 0.99 (95%CI 0.9 to 1.09); RD -0.6% (95%CI -6% to 5.6%); Moderate certainty ⊕⊕⊕○ (Figure 18) (based on low risk of bias studies)
- It is uncertain if favipiravir increases the risk of severe adverse events; Very low certainty ⊕○○○
- It is uncertain if favipiravir affects hospitalizations in patients with non-severe disease; Very low certainty ⊕○○○

Figure 18. Symptom resolution at 7-15 days in randomized studies comparing favipiravir with standard of care in patient with COVID-19



Ivermectin

[See Summary of findings Table 11, Appendix 1](#)

We identified twenty-eight RCT including 4837 patients in which ivermectin was compared against standard of care or other treatments. Studies included patients with mild to severe disease, as shown by the mortality rates in the control arms, which ranged from 0% to 21.7%. Most studies did not report on clinical important outcomes and most of the ones that did have important methodological limitations including inappropriate randomization process and lack or unclear report of allocation concealment. Our results showed:

- Ivermectin may not significantly reduce mortality, RR 0.94 (95%CI 0.51 to 1.73); RD - 0.96% (95%CI -7.8% to 11.7%); Low certainty ⊕⊕○○ (Figure 19) (based on low risk of bias studies)
- It is uncertain if ivermectin affects mechanical ventilation requirements, RR 0.89 (95%CI 0.38 to 2.07); RD -1.9% (95%CI -10.7% to 18.5%); Very low certainty ⊕○○○
- Ivermectin probably does not improve symptom resolution or improvement, RR 1 (95%CI 0.9 to 1.11); RD 0% (95%CI -6% to 6.6%); Moderate certainty ⊕⊕⊕○ (Figure 20) (based on low risk of bias studies)

- It is uncertain if ivermectin affects symptomatic infection, RR 0.22 (95%CI 0.09 to 0.53); RD -13.6% (95%CI -15.8% to -8.2%); Very low certainty ⊕○○○
- It is uncertain if ivermectin affects severe adverse events, RR 1.04 (95%CI 0.32 to 3.38); RD 0.4% (95%CI -6.9% to 24.2%); Very low certainty ⊕○○○
- It is uncertain if ivermectin affects hospitalizations in non-severe patients, RR 0.66 (95%CI 0.69 to 2.30); RD 2.5% (95%CI -6% to 9.6%); Very low certainty ⊕○○○

Figure 19. Mortality in randomized studies comparing ivermectin with standard of care or other treatments in patients with COVID-19

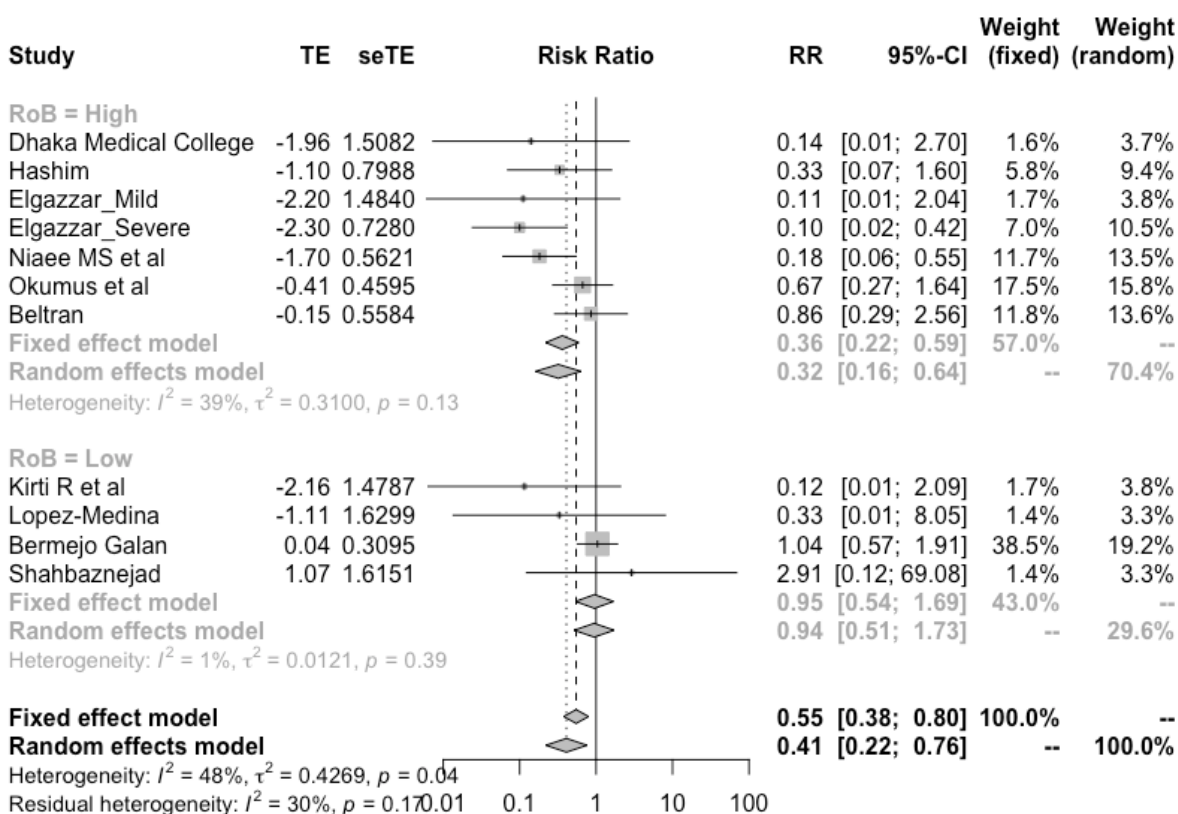
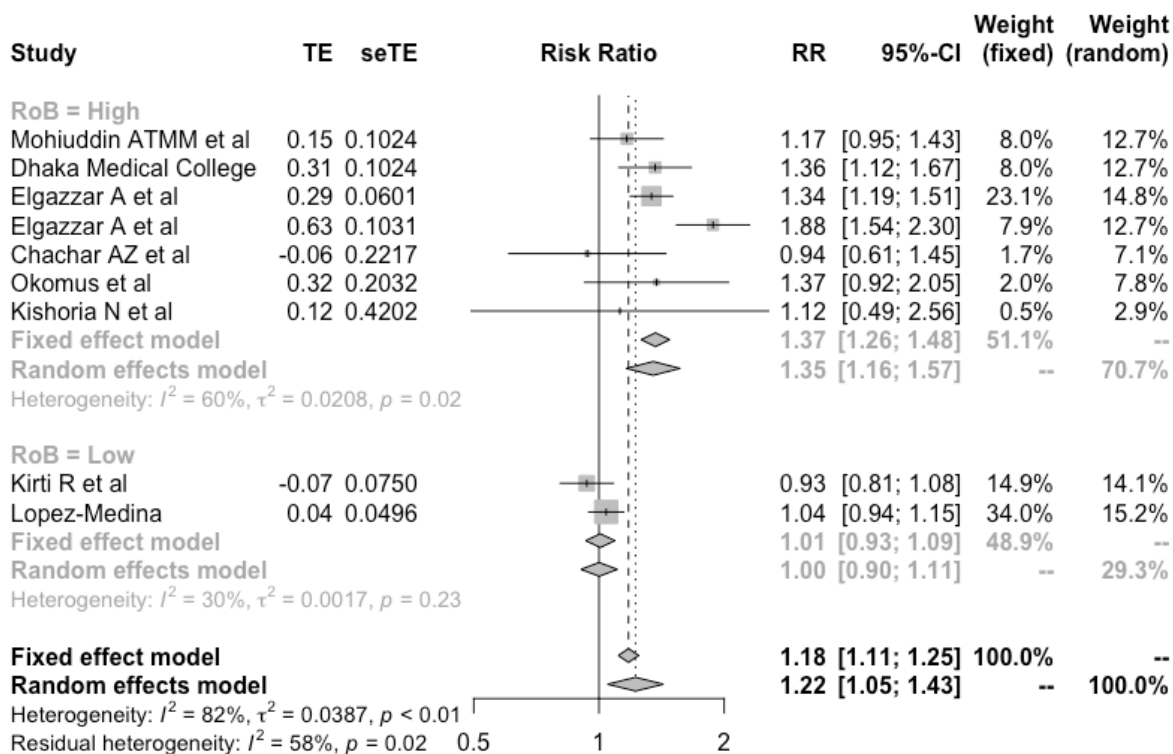


Figure 20. Symptom resolution or improvement in randomized studies comparing ivermectin with standard of care or other treatments in patients with COVID-19



Although pooled estimates suggest significant benefits with ivermectin for some critical outcomes, these are mainly driven by studies with important methodological limitations. Furthermore, results of the studies classified as low risk of bias significantly differ from those classified as high risk of bias which results in significant uncertainty about ivermectin effects. Further research is needed to confirm or discard those findings.

Baricitinib

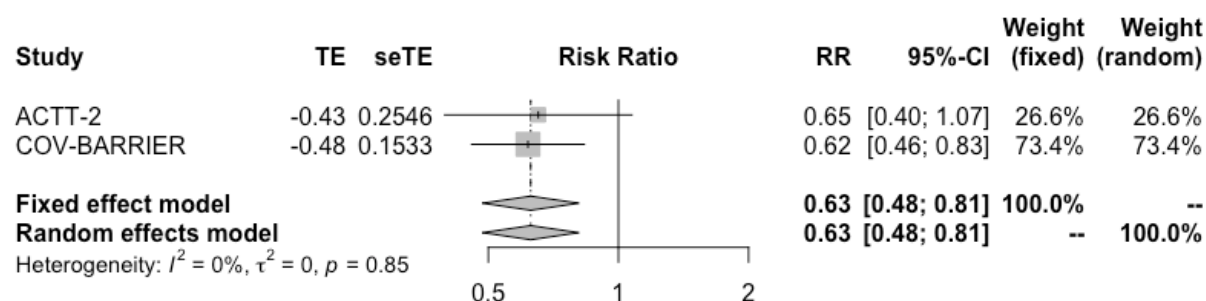
[See Summary of findings Table 12, Appendix 1](#)

We identified two RCT including 2558 patients in which baricitinib was compared against standard of care. Both studies included moderate to severe hospitalized patients. Critical patients were excluded. Our results showed:

- Baricitinib may reduce mortality, RR 0.63 (95% CI 0.48 to 0.81); RD -5.9% (95% CI -8.3% to -3%); Moderate certainty ⊕⊕⊕○ (Figure 21)
- Baricitinib may reduce mechanical ventilation, RR 0.66 (95% CI 0.46 to 0.93); RD -5.9% (95% CI -9.2% to -1.2%); Low certainty ⊕⊕○○
- Baricitinib may improve time to symptom resolution, RR 1.25 (95% CI 1.11 to 1.41); RD 15.1% (95% CI 6.6% to 24.8%); Moderate certainty ⊕⊕⊕○

- Baricitinib may not increase severe adverse events, RR 0.77 (95%CI 0.63 to 0.95); RD -2.3% (95%CI -3.7% to -0.5%); Low certainty ⊕⊕○○

Figure 21. Mortality in randomized studies comparing baricitinib with standard of care in patients with COVID-19



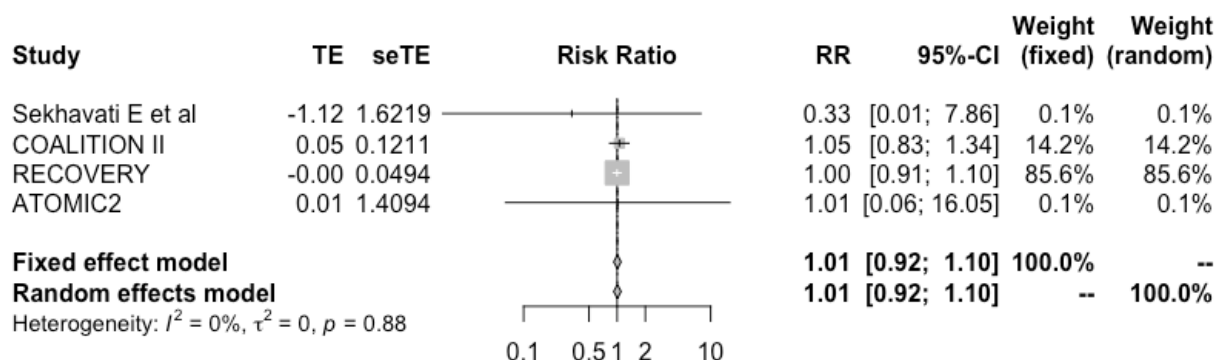
Azithromycin

[See Summary of findings Table 13, Appendix 1](#)

We identified seven RCT including 9716 patients in which azithromycin was compared against standard of care or other treatments. RECOVERY trial was the biggest study including 7762 patients with severe disease (mortality in the control arm 19%). Our results showed:

- Azithromycin probably does not reduce mortality, RR 1.01 (95%CI 0.92 to 1.1); RD 0.2% (95%CI -1.3% to 1.6%); Moderate certainty ⊕⊕⊕○ (Figure 22)
- Azithromycin probably does not reduce mechanical ventilation requirements, RR 0.94 (95%CI 0.78 to 1.13); RD -1% (95%CI -3.8% to 2.2%); Moderate certainty ⊕⊕⊕○
- Azithromycin does not improve time to symptom resolution, RR 1.02 (95%CI 0.99 to 1.04); RD 1.2% (95%CI -0.6% to 2.4%); High certainty ⊕⊕⊕⊕
- It is uncertain if azithromycin increases severe adverse events, RR 1.23 (95%CI 0.51 to 2.96); RD 2.4% (95%CI -5% to 19.9%); Very low certainty ⊕○○○
- It is uncertain if azithromycin reduces hospitalizations, RR 0.89 (95%CI 0.46 to 1.72); RD -0.8% (95%CI -4% to 5.4%); Very low certainty ⊕○○○

Figure 22. Mortality in randomized studies comparing azithromycin with standard of care in patients with COVID-19

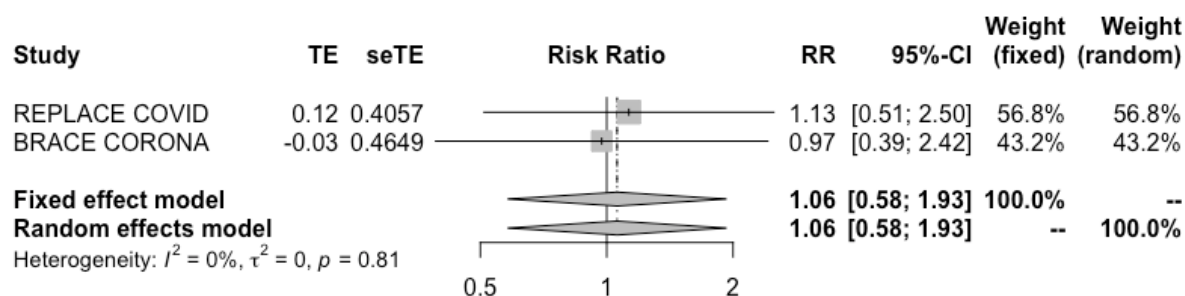


ACEI/ARB discontinuation

We identified two RCT including 811 patients in which patients with COVID-19 were randomized to discontinue or continue ACEI/ARB treatment. Our results showed:

- ACEI/ARB discontinuation may not reduce mortality, RR 1.01 (95%CI 0.58 to 1.93); RD 1% (95%CI -6.7% to 14.9%); Low certainty ⊕⊕○○ (Figure 23)
- ACEI/ARB discontinuation may not reduce mechanical ventilation requirements, RR 0.94 (95%CI 0.63 to 1.39); RD -1.04% (95%CI -6.4% to 6.7%); Low certainty ⊕⊕○○

Figure 23. Mortality in randomized studies comparing discontinuation vs continuation of ACEI/ARB in patients with COVID-19



Colchicine

[See Summary of findings Table 14, Appendix 1](#)

We identified five RCT including 16105 patients in which colchicine was compared against standard of care or other treatments. The COLCORONA trial was the biggest including mild ambulatory patients, with 2,235 patients assigned to intervention and 2,253 to control, and the RECOVERY trial was the biggest including moderate to critical hospitalized patients, with 5,610 patients assigned to intervention and 5,730 assigned to control. Our results showed:

- Colchicine probably does not reduce mortality, RR 1 (95%CI 0.93 to 1.08); RD 0% (95%CI -1.1% to 1.3%); Moderate certainty ⊕⊕⊕○ (Figure 24)
- Colchicine probably does not reduce mechanical ventilation requirements, RR 1.02 (95%CI 0.92 to 1.13); RD 0.3% (95%CI -1.4% to 2.2%); Moderate certainty ⊕⊕⊕○ (Figure 25)
- Colchicine probably does not increase symptom resolution or improvement, RR 0.99 (95%CI 0.96 to 1.01); RD -0.2% (95%CI -0.7% to 0.2%); High certainty ⊕⊕⊕⊕
- Colchicine does not significantly increase severe adverse events, RR 0.78 (95%CI 0.61 to 1); RD -2.2% (95%CI -4% to 0%); High certainty ⊕⊕⊕⊕
- Colchicine may not significantly increase pulmonary embolism, RR 5.55 (95%CI 1.23 to 25); RD 0.4% (95%CI 0.02% to 2.2%); Low certainty ⊕○○○
- Colchicine may reduce hospitalizations in patients with recent onset disease, RR 0.8 (95%CI 0.62 to 1.03); RD -1.5% (95%CI -2.8% to 0.2%); Low certainty ⊕○○○

Figure 24. Mortality in randomized studies comparing colchicine vs standard of care in patients with COVID-19

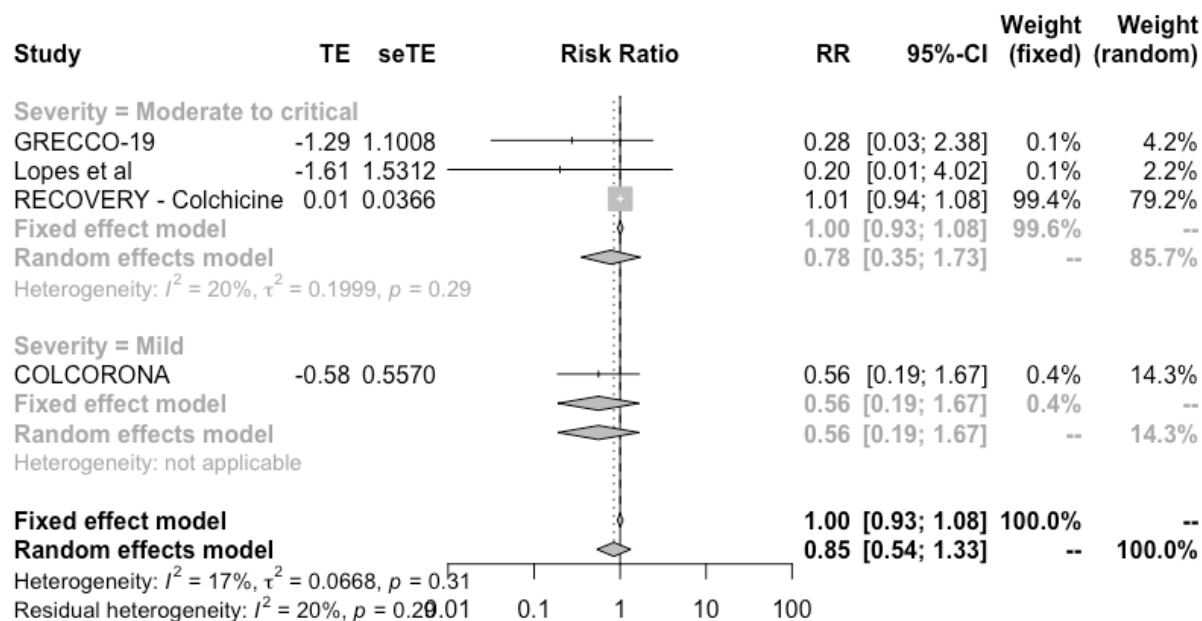
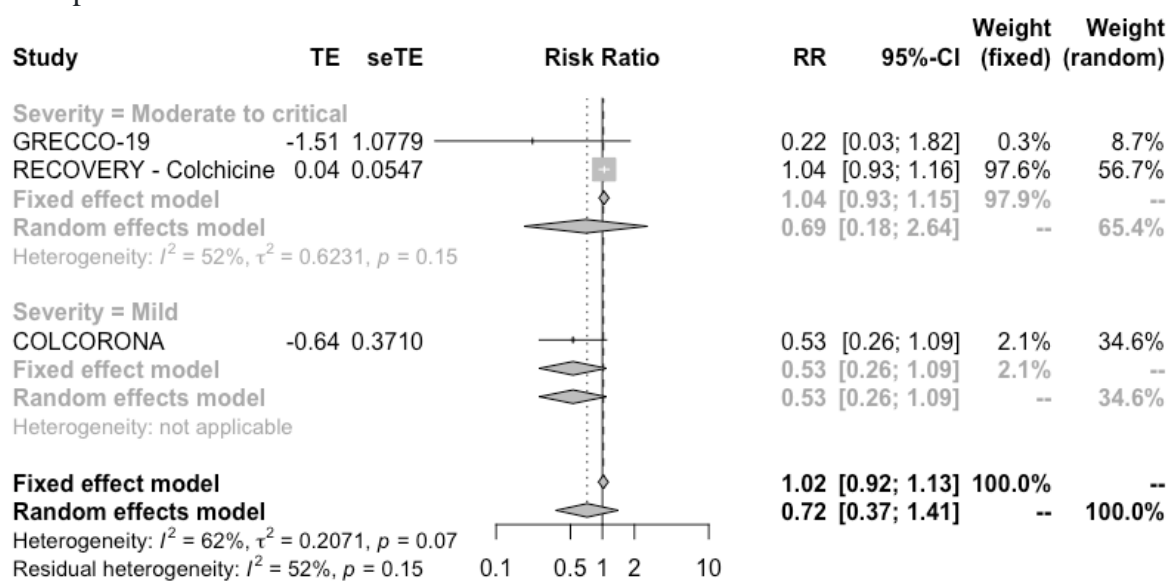


Figure 25. Mechanical ventilation in randomized studies comparing colchicine vs standard of care in patients with COVID-19



Observed results apply mostly to hospitalized patients with moderate to critical disease. The COLCORONA trial that included patients with recent onset mild disease showed a tendency to less hospitalizations, less mortality and less mechanical ventilation requirements. However the certainty on those potential benefits was low because of very serious imprecision as the number of events was low.

Sofosbuvir +/- daclatasvir or ledipasvir

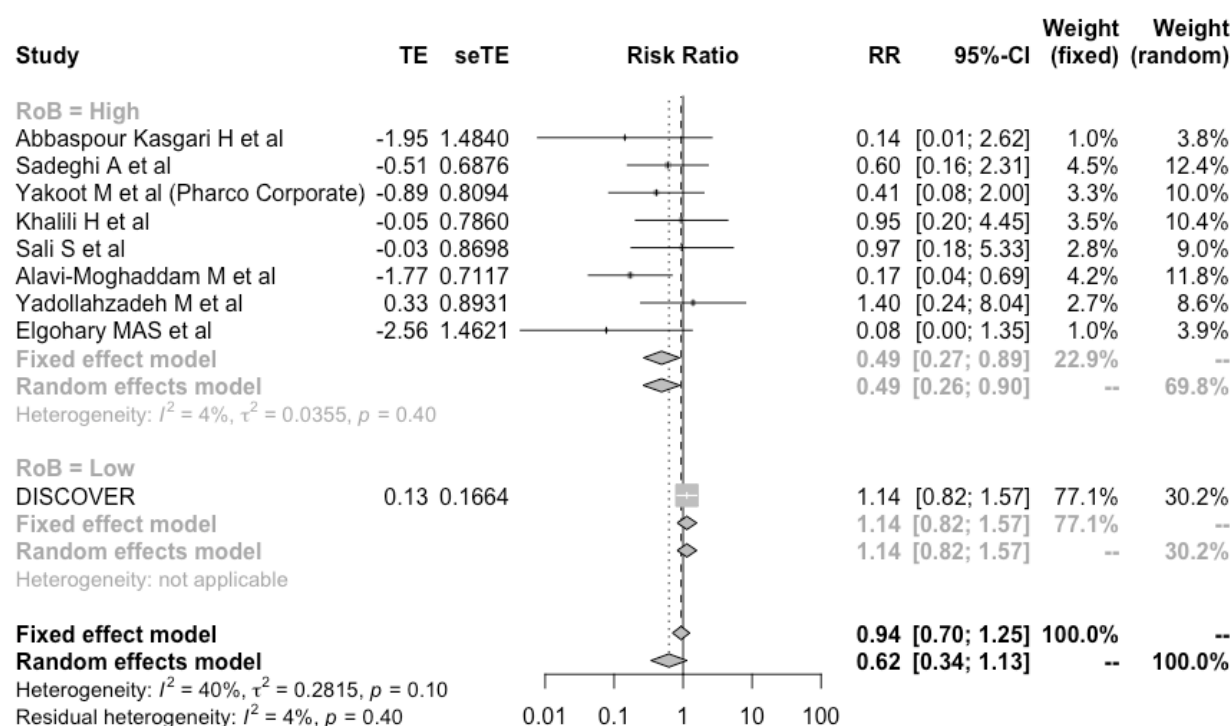
[See Summary of findings Table 15, Appendix 1](#)

We identified ten RCT including 1896 patients in which sofosbuvir alone or in combination with daclatasvir or ledipasvir was compared against standard of care or other treatments. One study compared sofosbuvir alone vs. standard of care, one study compared sofosbuvir alone vs. lopinavir-ritonavir, three studies compared sofosbuvir + daclatasvir vs. standard of care, two studies compared sofosbuvir + daclatasvir vs. lopinavir-ritonavir and two studies compared sofosbuvir + ledipasvir vs. standard of care. As there is moderate to high certainty that lopinavir-ritonavir is not related to significant benefits, we assumed that intervention as equivalent to standard of care. The DISCOVER trial was the biggest, with 1,083 patients and the only one categorized as with low risk of bias. Studies included patients with mild to severe disease. Our results showed:

- Sofosbuvir +/- daclatasvir or ledipasvir may not reduce mortality, RR 1.14 (95%CI 0.82 to 1.57); RD 2.2% (95%CI -2.9% to 9.1%) ; Low certainty ⊕⊕○○ (Figure 26) (based on low risk of bias studies)

- Sofosbuvir +/- daclatasvir or ledipasvir may not reduce mechanical ventilation requirements, RR 1.5 (95%CI 0.73 to 3.09); RD 8.6% (95%CI -4.7% to 36.1%); Low certainty ⊕⊕○○ (based on low risk of bias studies)
- Sofosbuvir +/- daclatasvir or ledipasvir probably does not improve time to symptom resolution, RR 0.97 (95%CI 0.89 to 1.05); RD -1.8% (95%CI -6.7% to 3%); Moderate certainty ⊕⊕⊕○ (based on low risk of bias studies)

Figure 26. Mortality in randomized studies comparing sofosbuvir +/- daclatasvir or ledipasvir vs standard of care in patients with COVID-19



REGEN-COV (casirivimab and imdevimab)

[See Summary of findings Table 16, Appendix 1](#)

We identified one RCT including 4180 patients in which REGEN-COV (casirivimab and imdevimab) was compared against standard of care in patients with recent onset COVID-19. Our results showed:

- It is uncertain if REGEN-COV decreases mortality, RR 0.5 (95%CI 0.09 to 2.72); RD -8% (95%CI -14.6% to 27.5%); Very low certainty ⊕○○○

- It is uncertain if REGEN-COV decreases mechanical ventilation, RR 0.25 (95%CI 0.05 to 1.17); RD -13% (95%CI -16.4% to 2.9%); Very low certainty ⊕○○○
- REGEN-COV probably improves symptom resolution, RR 1.1 (95%CI 1.05 to 1.17); RD 6.7% (95%CI 3% to 10.3%); Moderate certainty ⊕⊕⊕○
- REGEN-COV probably does not increase severe adverse events, RR 0.33 (95%CI 0.23 to 0.48); RD -6.8% (95%CI -5.3% to -7.9%); Moderate certainty ⊕⊕⊕○
- REGEN-COV probably reduces hospitalization, RR 0.29 (95%CI 0.18 to 0.45); RD -5.3% (95%CI -4.1% to -6.1%); Moderate certainty ⊕⊕⊕○

Full description of included studies

Table 5, below, lists all the identified studies that were included in this systematic review by intervention. The treatments are arranged in alphabetical order. Study or author names, publication status, patient populations, interventions, sources of bias, outcomes, effect sizes and certainty are listed for each study.

Table 5. Description of included studies and interventions effects

99mTc-MDP Uncertainty in potential benefits and harms. Further research is needed.					
Study; publication status	Patients and interventions analyzed	Comorbidities	Additional interventions	Risk of bias and study limitations	Interventions effects vs standard of care (SOC) and GRADE certainty of the evidence
RCT					
Yuan et al. ¹³ preprint; 2020	Patients with mild COVID-19 infection. 10 assigned to 99mTc-MDP 5/ml once a day for 7 days and 11 assigned to standard of care.	Median age 61 ± 20, male 42.9%	NR	High for mortality and invasive mechanical ventilation; high for symptom resolution, infection and adverse events Notes: Non-blinded study. Concealment of allocation probably inappropriate.	Mortality: No information Invasive mechanical ventilation: No information Symptom resolution or improvement: No information Symptomatic infection (prophylaxis studies): No information Adverse events: No information Hospitalization: No information

Ammonium chloride

Uncertainty in potential benefits and harms. Further research is needed.

Study; publication status	Patients and interventions analyzed	Comorbidities	Additional interventions	Risk of bias and study limitations	Interventions effects vs standard of care (standard of care) and GRADE certainty of the evidence
RCT					
Siami et al. ¹⁴ peer reviewed; 2021	Patients with moderate to severe COVID-19 infection. 60 assigned to ammonium chloride 125 mg and 60 assigned to SOC	NR	Steroids 100%,	High for mortality and mechanical ventilation; high for symptom resolution, infection and adverse events Notes: Blinding and concealment probably inappropriate	Mortality: Very low certainty ⊕⊕○○ Invasive mechanical ventilation: Very low certainty ⊕⊕○○ Symptom resolution or improvement: No information Symptomatic infection (prophylaxis studies): No information Adverse events: No information Hospitalization: No information

Angiotensin-converting enzyme inhibitors (ACEIs) or angiotensin receptor blockers (ARBs) continuation

Continuing ACEIs OR ARBs may not increase mortality or mechanical ventilation requirements. Further research is needed to confirm or discard these findings

Study; publication status	Patients and interventions analyzed	Comorbidities	Additional interventions	Risk of bias and study limitations	Interventions effects vs standard of care (standard of care) and GRADE certainty of the evidence
RCT					
REPLACE COVID trial ; ¹⁵ Cohen et al; Peer reviewed; 2020	Patients with mild to severe COVID-19 previously treated with ACEI/ARB. 75 assigned to continuation of ACEI/ARB and 77 assigned to discontinuation of ACEI/ARB	Mean age 62 ± 12, male 55.5%, hypertension 100%, diabetes 37%, COPD 17%, asthma %, CHD 12%,	NR	Low for mortality and invasive mechanical ventilation; high for symptom resolution, infection and adverse events Notes: Non-blinded study which might have introduced bias to symptoms and adverse events outcomes results.	Mortality: RR 1.06 (95%CI 0.58 to 1.93); RD 1% (95%CI -6.7% to 14.9%); Low certainty ⊕⊕○○ Invasive mechanical ventilation: RR 0.94 (95%CI 0.63 to 1.39); RD -1.04% (95%CI -6.4% to 6.7%); Moderate certainty ⊕⊕○○ Symptom resolution or improvement: No information Symptomatic infection (prophylaxis studies): No information Adverse events: No information Hospitalization: No information
BRACE CORONA trial ; ¹⁶ Lopes et al; Peer reviewed; 2020	Patients with mild to moderate COVID-19. 334 assigned to continuation of ACEI/ARB and 325 assigned to discontinuation of ACEI/ARB	Median age 55.5 ± 19, male 59.6%, hypertension 100%, diabetes 31.9%, COPD %, asthma 3.9%, CHD 4.6%, CKD 1.4%, cancer 1.5%,	Steroids 49.5%, hydroxychloroquine 19.7%, tocilizumab 3.6%, azithromycin 90.6%, convalescent plasma %, antivirals 42%	Some Concerns for mortality and mechanical ventilation; Some Concerns for symptom resolution, infection and adverse events Notes: Open label study with blinded outcome assessment. Significant number of patients excluded after randomization.	Symptomatic infection (prophylaxis studies): No information Adverse events: No information Hospitalization: No information

Angiotensin-converting enzyme inhibitors (ACEIs) or angiotensin receptor blockers (ARBs) treatment Uncertainty in potential benefits and harms. Further research is needed.					
Study; publication status	Patients and interventions analyzed	Comorbidities	Additional interventions	Risk of bias and study limitations	Interventions effects vs standard of care (standard of care) and GRADE certainty of the evidence
RCT					
ATTRACT trial ; ¹⁷ Torning et al; Preprint; 2020	Patients with moderate to severe COVID-19. 51 assigned to C21 (ARB) 200 mg a day for 7 days and 55 assigned to SOC	Mean age 52.6 ± 10.3, male 75.5%, hypertension 30.2%, diabetes 34%	Steroids 84.9%, remdesivir 67%, hydroxychloroquine 13.2%	Low for mortality and mechanical ventilation; Low for symptom resolution, infection and adverse events	Mortality: Very low certainty ⊕○○○ Invasive mechanical ventilation: Very low certainty ⊕○○○
Nouri-Vaskeh et al ; ¹⁸ Peer reviewed; 2020	Patients with mild to severe COVID-19 infection and non-treated hypertension. 41 assigned to losartan 50 mg a day for 14 days and 39 assigned to Amlodipine 5 mg a day for 14 days	Mean age 63.5 ± 16, male 51.2%, diabetes 23.7%, COPD 15%, asthma %, CHD 18.7%,	NR	High for mortality and mechanical ventilation; High for symptom resolution, infection and adverse events Notes: Non-blinded study. Concealment of allocation probably inappropriate.	Symptom resolution or improvement: No information Symptomatic infection (prophylaxis studies): No information Adverse events: No information
SURG-2020-28683 trial ; ¹⁹ Puskarich et al; Preprint; 2021	Patients with mild to moderate COVID-19 infection. 58 assigned to losartan 25 mg a day for 10 days and 59 assigned to SOC	Age (35-54) 46%, male 51.4%, hypertension 7.7%, diabetes 6%, COPD %, asthma 10.2%	NR	Low for mortality and mechanical ventilation; Low for symptom resolution, infection and adverse events	Hospitalization: Very low certainty ⊕○○○
COVID-ARB trial ; ²⁰ Geriak et al; peer reviewed; 2021	Patients with severe COVID-19 infection. 16 assigned to losartan 25 mg a day for 10	Median age 53, male %, hypertension 38.7%, diabetes 25.8%, CHD 3.2%, obesity 41.9%	Steroids 22.6%, remdesivir 29%, hydroxychloroquine 9.7%, azithromycin	High for mortality and mechanical ventilation; high for symptom resolution, infection and	

	days and 15 assigned to SOC		16.1%, convalescent plasma 6.5%	adverse events Notes: Non-blinded study. Concealment of allocation probably inappropriate.	
--	-----------------------------	--	---------------------------------	---	--

Anakinra

Anakinra may not improve time to symptom resolution. Further research is needed to confirm or discard these findings

Study; publication status	Patients and interventions analyzed	Comorbidities	Additional interventions	Risk of bias and study limitations	Interventions effects vs standard of care (standard of care) and GRADE certainty of the evidence
---------------------------	-------------------------------------	---------------	--------------------------	------------------------------------	--

RCT

CORIMUNO-ANA-1 trial ; ²¹ Bureau et al; Peer reviewed; 2020	Patients with mild to moderate COVID-19. 59 assigned to anakinra 400 mg a day for 3 days followed by 200 mg for 1 day followed by 100 mg for 1 day and 55 assigned to SOC	Median age 66 ± 17, male 70%, diabetes 29.8%, COPD 7.9%, asthma 7%, CHD 31.6%, cancer 9.6%,	Steroids 46.5%, hydroxychloroquine 5.3%, lopinavir-ritonavir 3.5%, tocilizumab 0.8%, azithromycin 24.6%,	Low for mortality and mechanical ventilation; high for symptom resolution, infection and adverse events Notes: Non-blinded study which might have introduced bias to symptoms and adverse events outcomes results.	Mortality: Very low certainty ⊕○○○ Invasive mechanical ventilation: Very low certainty ⊕○○○ Symptom resolution or improvement: Very low certainty ⊕○○○
SAVE-MORE trial ; ²² Kyriazopoulou et al; preprint; 2021	Patients with moderate to severe COVID-19 infection. 405 assigned to anakinra 100 mg SC a day for 7 to 10 days and 189 assigned to SOC	Mean age 61.9 ± 12.1, male 57.9%, diabetes 15.8%, COPD 4%, asthma %, CHD 3%, CKD 1.7%	Steroids 86.2%, remdesivir 71.9%, azithromycin 18.7%	Low for mortality and mechanical ventilation; low for symptom resolution, infection and adverse events	Symptomatic infection (prophylaxis studies): No information Adverse events: Very low certainty ⊕○○○ Hospitalization: No

					information
<h3 style="text-align: center;">Anticoagulants</h3> <p>There are specific recommendations on the use of antithrombotic agents⁸ for thromboprophylaxis in hospitalized patients with COVID-19. Regarding the best thromboprophylactic scheme, anticoagulants in intermediate (i.e. enoxaparin 1 mg/kg a day) or full dose (i.e. enoxaparin 1 mg/kg twice a day) probably does not decrease mortality in comparison with prophylactic dose (i.e. enoxaparin 40 mg a day). Anticoagulants in intermediate or full dose may decrease venous thromboembolic events but increase major bleeding in comparison with prophylactic dose.</p>					
Study; publication status	Patients and interventions analyzed	Comorbidities	Additional interventions	Risk of bias and study limitations	Interventions effects vs standard of care and GRADE certainty of the evidence
RCT					
HESACOVID trial ; ²³ Bertoldi Lemos et al; peer reviewed; 2020	Patients with critical COVID-19. Ten assigned to low molecular weight heparin therapeutic dose (i.e. enoxaparin 1 mg/kg twice a day) and ten assigned to prophylactic dose (i.e. enoxaparin 40 mg a day)	Mean age 56.5 ± 13, male 80%, hypertension 35%, diabetes 35%, coronary heart disease 10%, immunosuppression 5%	Steroids 70%, hydroxy-chloroquine 25%, azithromycin 90%	Low for mortality and invasive mechanical ventilation; high for symptom resolution, infection and adverse events Notes: Non-blinded study which might have introduced bias to symptoms and adverse events outcomes results.	Mortality: RR 1 (95%CI 0.90 to 1.12); RD 0% (95%CI -1.6% to 1.9%) Moderate certainty ⊕⊕⊕○ Invasive mechanical ventilation: No information Symptom resolution or improvement: No information
REMAP-CAP, ACTIV-4a, ATTACC trial ; ²⁴ Zarychanski et al; Preprint; 2021	Patients with severe to critical COVID-19 infection. 532 assigned low molecular weight heparin therapeutic dose (i.e. enoxaparin 1 mg/kg twice a day) and 557 assigned to prophylactic dose (i.e. enoxaparin 40 mg a day)	Mean age 61 ± 12.5, male 70%, diabetes 32.7%, COPD 24.1%, CHD 6.9%, CKD 9.6%,	Steroids 79.3%, remdesivir 30.8%, tocilizumab 1.8%,	Low for mortality and mechanical ventilation; Low for symptom resolution, infection and adverse events Notes: Open-label study but outcome assessors were blinded	Symptomatic infection (prophylaxis studies): No information Venous thromboembolic events (intermediate dose): RR 1.02 (95%CI 0.53 to 1.96); RD 0.1% (95%CI -3.3% to 6.7%) Low ⊕⊕○○○
INSPIRATION trial ; ²⁵ Sadeghipour et al; Peer reviewed;	Patients with moderate to critical COVID-19 infection.	Median age 62 ± 21, male 57.8%, hypertension 44.3%,	Steroids 93.2%, remdesivir 60.1%, lopinavir-ritonavir 1%,	Low for mortality and mechanical ventilation; Low for symptom	Venous

2021	276 assigned to low molecular weight heparin intermediate dose (i.e. enoxaparin 1 mg/kg a day) and 286 assigned to low molecular weight heparin prophylactic dose (i.e. enoxaparin 40 mg a day)	diabetes 27.7%, COPD 6.9%, CHD 13.9%, CKD %, cerebrovascular disease 3%	tocilizumab 13.2%	resolution, infection and adverse events Notes: Open-label study but outcome assessors were blinded	thromboembolic events (therapeutic dose): RR 0.55 (95%CI 0.38 to 0.79); RD -3.1% (95%CI -4.3% to 1.5%) Moderate ⊕⊕⊕○ Major bleeding: RR 1.64 (95%CI 1.02 to 2.64); RD 1.2% (95%CI -0.04% to 3.1%) Moderate ⊕⊕⊕○ Hospitalization: No information
Perepu et al; ²⁶ preprint; 2021	Patients with severe to critical COVID-19 infection. 87 assigned to low molecular weight heparin intermediate dose (i.e. enoxaparin 1 mg/kg a day) and 86 assigned to low molecular weight heparin prophylactic dose (i.e. enoxaparin 40 mg a day)	Median age 64 ± 62, male 56%, hypertension 60%, diabetes 37%, COPD 23%, CHD 31%, cancer 12%, obesity 49%	Steroids 75%, remdesivir 61%, azithromycin 21%, convalescent plasma 27%	High for mortality and mechanical ventilation; high for symptom resolution, infection and adverse events Notes: Non-blinded study. Concealment of allocation probably inappropriate.	
REMAP-CAP, ACTIV-4a, ATTACC trial; ²⁷ Zarychanski et al; preprint; 2021	Patients with moderate to severe COVID-19 infection. 1171 assigned to LMWH-T enoxaparin 1 mg/kg twice a day and 1048 assigned to LMWH-P	Mean age 59 ± 14, male 58.7%, hypertension 51.8%, diabetes 29.7%, COPD 21.7%, CHD 10.6%, CKD 6.9%, immunosuppressive therapy 9.7%	Steroids 61.7%, remdesivir 36.4%, tocilizumab 0.6%	Low for mortality and mechanical ventilation; low for symptom resolution, infection and adverse events Notes: Open-label study but outcome assessors were blinded	

Aprepitant

Uncertainty in potential benefits and harms. Further research is needed.

Study; publication status	Patients and interventions analyzed	Comorbidities	Additional interventions	Risk of bias and study limitations	Interventions effects vs standard of care (standard of care) and GRADE certainty of the evidence
---------------------------	-------------------------------------	---------------	--------------------------	------------------------------------	--

RCT

Mehboob et al. ; ²⁸ preprint; 2020	Patients with mild to critical COVID-19 infection. 10 assigned to aprepitant 80 mg once a day for 3-5 days and 8 assigned to standard of care	Mean age 54.2 ± 10.91, male 61.1%,	NR	High for mortality and invasive mechanical ventilation; high for symptom resolution, infection and adverse events Notes: Non-blinded study. Concealment of allocation probably inappropriate.	Mortality: No information Invasive mechanical ventilation: No information Symptom resolution or improvement: No information Symptomatic infection (prophylaxis studies): No information Adverse events: No information Hospitalization: No information
--	---	------------------------------------	----	--	---

Artemisinin

Uncertainty in potential benefits and harms. Further research is needed.

Study; publication status	Patients and interventions analyzed	Comorbidities	Additional interventions	Risk of bias and study limitations	Interventions effects vs standard of care (standard of care) and GRADE certainty of the evidence
---------------------------	-------------------------------------	---------------	--------------------------	------------------------------------	--

RCT

ARTI-19 trial ; ²⁹ Tieu et al; Preprint; 2020	Patients with mild to moderate COVID-19. 39 assigned to artemisinin 500 mg for 5 days and 21 assigned to SOC	Mean age 43.3 ± 11.9, male 63.3%	NR	High for mortality and mechanical ventilation; High for symptom resolution, infection and adverse events Notes: Non-blinded study. Concealment of allocation probably inappropriate.	Mortality: Very low certainty ⊕○○○ Invasive mechanical ventilation: No information Symptom resolution or improvement: No information Symptomatic infection
---	--	----------------------------------	----	---	---

					<p>(prophylaxis studies): No information</p> <p>Adverse events: Very low certainty ⊕○○○</p> <p>Hospitalization: No information</p>
--	--	--	--	--	---

Aspirin

Uncertainty in potential benefits and harms. Further research is needed.

Study; publication status	Patients and interventions analyzed	Comorbidities	Additional interventions	Risk of bias and study limitations	Interventions effects vs standard of care (standard of care) and GRADE certainty of the evidence
---------------------------	-------------------------------------	---------------	--------------------------	------------------------------------	--

RCT

<p>RESIST trial,³⁰ Ghati et al; preprint; 2021</p>	<p>Patients with moderate to severe COVID-19 infection. 221 assigned to aspirin 75 mg once a day for 10 days and 219 assigned to SOC</p>	<p>Mean age 53.1 ± 9.2, male 73.3%, hypertension 28.6%, diabetes 27.7%, CHD 1.1%, CKD 2.4%</p>	<p>Steroids 27.3%, remdesivir 20.6%, hydroxychloroquine 9.9%, tocilizumab 0.6%, convalescent plasma 0.2%</p>	<p>High for mortality and mechanical ventilation; High for symptom resolution, infection and adverse events</p> <p>Notes: Blinding and concealment probably inappropriate</p>	<p>Mortality: Very low certainty ⊕○○○</p> <p>Invasive mechanical ventilation: Very low certainty ⊕○○○</p> <p>Symptom resolution or improvement: No information</p> <p>Symptomatic infection (prophylaxis studies): No information</p> <p>Adverse events: No information</p> <p>Hospitalization: No information</p>
---	--	--	--	---	--

Auxora

Uncertainty in potential benefits and harms. Further research is needed.

Study; publication status	Patients and interventions analyzed	Comorbidities	Additional interventions	Risk of bias and study limitations	Interventions effects vs standard of care (standard of care) and GRADE certainty of the evidence
---------------------------	-------------------------------------	---------------	--------------------------	------------------------------------	--

RCT

Miller et al. ³¹ peer-reviewed; 2020	Patients with severe COVID-19 infection. 17 assigned to Auxora initial dose 2.0 mg/kg (max 250 mg), followed by 1.6 mg/kg (max 200 mg) at 24 and 48 h and nine assigned to standard of care	Mean age 60 ± 12, male 46.1%, hypertension 46.1%, diabetes 38.4%,	NR	High for mortality and invasive mechanical ventilation; High for symptom resolution, infection and adverse events Notes: Non-blinded study. Concealment of allocation probably inappropriate. Analysis performed on a subgroup (patients that required high-flow nasal cannula (HFNC) were excluded from primary analysis).	Mortality: Very low certainty ⊕○○○ Invasive mechanical ventilation: Very low certainty ⊕○○○ Symptom resolution or improvement: No information Symptomatic infection (prophylaxis studies): No information Adverse events: No information Hospitalization: No information
---	---	---	----	--	---

Aviptadil

Uncertainty in potential benefits and harms. Further research is needed.

Study; publication status	Patients and interventions analyzed	Comorbidities	Additional interventions	Risk of bias and study limitations	Interventions effects vs standard of care (standard of care) and GRADE certainty of the evidence
---------------------------	-------------------------------------	---------------	--------------------------	------------------------------------	--

RCT

COVID-AIV trial ³² Jihad et al; preprint; 2021	Patients with severe to critical COVID-19 infection. 136 assigned to aviptadil three infusions of 50, 100	Mean age 61 ± NR, male 69%,	NR	High for mortality and mechanical ventilation; high for symptom resolution, infection and adverse events	Mortality: Very low certainty ⊕○○○ Invasive mechanical ventilation: No information
---	---	-----------------------------	----	--	---

	and 150pmol/kg/hr and 67 assigned to SOC			Notes: Blinding and concealment probably inappropriate	<p>Symptom resolution or improvement: Very low certainty ⊕○○○</p> <p>Symptomatic infection (prophylaxis studies): No information</p> <p>Adverse events: Very low certainty ⊕○○○</p> <p>Hospitalization: No information</p>
--	--	--	--	--	--

Azithomycin

Azithromycin probably does not reduce mortality or mechanical ventilation and does not improve time to symptom resolution.

Study; publication status	Patients and interventions analyzed	Comorbidities	Additional interventions	Risk of bias and study limitations	Interventions effects vs standard of care (standard of care) and GRADE certainty of the evidence
---------------------------	-------------------------------------	---------------	--------------------------	------------------------------------	--

RCT

Sekhavati et al. ³³ peer-reviewed; 2020	Patients with moderate to severe COVID-19 infection. 56 assigned to azithromycin 500 mg twice daily and 55 assigned to standard of care	Mean age 57.1 ± 15.73, male 45.9%	Hydroxychloroquine 100%, lopinavir-ritonavir 100%	High for mortality and invasive mechanical ventilation; High for symptom resolution, infection and adverse events Notes: Non-blinded study. Concealment of allocation probably inappropriate.	<p>Mortality: RR 1.01 (95%CI 0.92 to 1.1); RD 0.2% (95%CI -1.3% to 1.6%); Moderate certainty ⊕⊕⊕○</p> <p>Invasive mechanical ventilation: RR 0.94 (95%CI 0.78 to 1.13); RD -1% (95%CI -3.8% to 2.2%); Moderate certainty ⊕⊕⊕○</p>
Guvenmez et al. ³⁴ peer-reviewed; 2020	Patients with moderate COVID-19 infection. 12 assigned to lincomycin 600 mg	Mean age 58.7 ± 16, male 70.8%,	NR	High for mortality and invasive mechanical ventilation; high for symptom resolution,	<p>Symptom resolution or improvement: RR</p>

	twice a day for 5 days and 12 assigned to Azithromycin 500 mg on first day followed by 250 mg a day for 5 days			infection and adverse events Notes: Non-blinded study. Concealment of allocation probably inappropriate.	1.02 (95%CI 0.99 to 1.04); RD 1.2% (95%CI -0.6% to 2.4%); High certainty ⊕⊕⊕⊕ Symptomatic infection (prophylaxis studies): No information Adverse events: RR 1.23 (95%CI 0.51 to 2.96); RD 2.4% (95%CI -5% to 19.9%); Very low certainty ⊕○○○ Hospitalization: RR 0.89 (95%CI 0.46 to 1.72); RD -0.8% (95%CI -4% to 5.4%); Very low certainty ⊕○○○
COALITION II trial ; ³⁵ Furtado et al; peer-reviewed; 2020	Patients with severe COVID-19. 214 assigned to azithromycin 500 mg once a day for 10 days and 183 assigned to standard of care	Median age 59.8 ± 19.5, male 66%, hypertension 60.7%, diabetes 38.2%, chronic lung disease 6%, asthma %, coronary heart disease 5.8%, chronic kidney disease 11%, cerebrovascular disease 3.8%, immunosuppression %, cancer 3.5%, obesity %	Steroids 18.1%, lopinavir-ritonavir 1%, oseltamivir 46%, ATB 85%	Low for mortality and invasive mechanical ventilation; high for symptom resolution, infection and adverse events Notes: Non-blinded study which might have introduced bias to symptoms and adverse events outcomes results.	
RECOVERY trial ³⁶ Horby et al; preprint; 2020	Patients with moderate to critical COVID-19. 2582 assigned to azithromycin 500 mg a day for 10 days and 5182 assigned to standard of care	Mean age 65.3 ± 15.6, male 62%, diabetes 27.5%, COPD 24.5%, asthma %, coronary heart disease 26.5%, chronic kidney disease 6%	Steroids 61%,	Low for mortality and mechanical ventilation; some concerns for symptom resolution, infection and adverse events Notes: Non-blinded study which might have introduced bias to symptoms and adverse events outcomes results.	
Rashad et al ; ³⁷ preprint ; 2020	Patients with mild to moderate COVID-19. 107 assigned to AZT 500 mg a day for 7 days, 99 assigned to Clarithromycin 1000 mg a day for 7 days and 99 assigned to SOC	Mean age 44.4 ± 18, male 29.8%	NR	High for mortality and mechanical ventilation; High for symptom resolution, infection and adverse events Notes: Non-blinded study. Concealment of allocation probably inappropriate.	

PRINCIPLE trial ; ³⁸ Butler et al; peer reviewed; 2021	Patients with mild to severe COVID-19 infection. 500 assigned to azithromycin 500 mg a day for 3 days and 629 assigned to SOC	Mean age 60.7 ± 7.8 , male 43%, hypertension 42%, diabetes 18%, COPD 38%, asthma %, CHD 15%, cerebrovascular disease 6%,	NR	Some Concerns for mortality and mechanical ventilation; High for symptom resolution, infection and adverse events Notes: Non-blinded study which might have introduced bias to symptoms and adverse events outcomes results. Significant loss to follow-up.	
ATOMIC2 trial ; ³⁹ Hinks et al; preprint; 2021	Patients with mild to moderate COVID-19 infection. 145 assigned to azithromycin 500 mg a day for 14 days and 147 assigned to SOC	Mean age 45.9 ± 14.8 , male 51.5%, hypertension 17.6%, diabetes 8.5%, COPD 4.1%, asthma 18%, CHD 4.1%, cancer 0.3%,	NR	Low for mortality and mechanical ventilation; high for symptom resolution, infection and adverse events Notes: Non-blinded study which might have introduced bias to symptoms and adverse events outcomes results.	

Azvudine

Uncertainty in potential benefits and harms. Further research is needed.

Study; publication status	Patients and interventions analyzed	Comorbidities	Additional interventions	Risk of bias and study limitations	Interventions effects vs standard of care (standard of care) and GRADE certainty of the evidence
RCT					
Ren et al ; ⁴⁰ peer-reviewed; 2020	Patients with mild to moderate COVID-19 infection. 10 assigned to azvudine 5 mg once a day and 10 assigned to standard of care	Median age 52 ± 59 , male 60%, hypertension 5%, diabetes 5%, coronary heart disease 5%	Antivirals 100%, antibiotics 40%	High for mortality and invasive mechanical ventilation; high for symptom resolution, infection and adverse events	Mortality: No information Invasive mechanical ventilation: No information

				Notes: Non-blinded study. Concealment of allocation probably inappropriate.	<p>Symptom resolution or improvement: No information</p> <p>Symptomatic infection (prophylaxis studies): No information</p> <p>Adverse events: No information</p> <p>Hospitalization: No information</p>
--	--	--	--	---	--

Baricitinib

Baricitinib probably reduces mortality and time to symptom resolution. Certainty of the evidence was moderate because of risk of bias. Further research is needed.

Study; publication status	Patients and interventions analyzed	Comorbidities	Additional interventions	Risk of bias and study limitations	Interventions effects vs standard of care (standard of care) and GRADE certainty of the evidence
---------------------------	-------------------------------------	---------------	--------------------------	------------------------------------	--

RCT

ACCT-2 trial ; ⁴¹ Kalil et al; peer-reviewed; 2020	Patients with moderate to severe COVID-19. 515 assigned to baricitinib + remdesivir 4 mg a day for 14 days + 200 mg once followed by 100 mg a day for 10 days and 518 assigned to remdesivir	Mean age 55.4 ± 15.7, male 63.1%, comorbidities 84.4%	Steroids 11.9%	Some Concerns for mortality and mechanical ventilation; some concerns for symptom resolution, infection and adverse events Notes: Significant loss to follow up.	<p>Mortality: RR 0.63 (95%CI 0.48 to 0.81); RD -5.9% (95%CI -8.3% to -3%); Moderate certainty ⊕⊕⊕○</p> <p>Invasive mechanical ventilation: RR 0.66 (95%CI 0.46 to 0.93); RD -5.9% (95%CI -9.2% to -1.2%); Low certainty ⊕⊕○○</p>
COV-BARRIER trial ; ⁴² Marconi et al; ; 2021	Patients with moderate to severe COVID-19 infection. 764 assigned to baricitinib 4 mg for 14 days and 761 assigned to SOC	Mean age 57.6 ± 14.1, male 63.1%, hypertension 47.9%, diabetes 30%, COPD 4.6%, obesity 33%	Steroids 79.3%, remdesivir 18.9%	Low for mortality and mechanical ventilation; low for symptom resolution, infection and adverse events	<p>Symptom resolution or improvement: RR 1.25 (95%CI 1.11 to 1.41); RD 15.1% (95%CI 6.6% to</p>

					<p>24.8%); Moderate certainty ⊕⊕⊕○</p> <p>Symptomatic infection (prophylaxis studies): No information</p> <p>Adverse events: RR 0.77 (95%CI 0.63 to 0.95); RD -2.3% (95%CI -3.7% to -0.5%); Low certainty ⊕⊕○○</p> <p>Hospitalization: No information</p>
--	--	--	--	--	--

Baloxavir

Uncertainty in potential benefits and harms. Further research is needed.

Study; publication status	Patients and interventions analyzed	Comorbidities	Additional interventions	Risk of bias and study limitations	Interventions effects vs standard of care (standard of care) and GRADE certainty of the evidence
---------------------------	-------------------------------------	---------------	--------------------------	------------------------------------	--

RCT

Lou et al ; ⁴³ preprint; 2020	Patients with mild to severe COVID-19 infection. 10 assigned to baloxavir 80 mg a day on days 1, 4 and 7, 9 assigned to favipiravir and 10 assigned to standard of care	Mean age 52.5 ± 12.5, male 72.4%, hypertension 20.7%, diabetes 6.9%, coronary heart disease 13.8%	Antivirals 100%, interferon 100%	High for mortality and invasive mechanical ventilation; high for symptom resolution, infection and adverse events Notes: Non-blinded study. Concealment of allocation probably inappropriate.	<p>Mortality: No information</p> <p>Invasive mechanical ventilation: No information</p> <p>Symptom resolution or improvement: Very low certainty ⊕○○○</p> <p>Symptomatic infection (prophylaxis studies): No information</p> <p>Adverse events: No information</p> <p>Hospitalization: No information</p>
--	---	---	----------------------------------	--	---

Bamlanivimab (monoclonal antibody)

Bamlanivimab may not significantly improve time to symptom resolution. It is uncertain if it affects mortality, mechanical ventilation requirements or increases severe adverse events. Further research is needed.

Study; publication status	Patients and interventions analyzed	Comorbidities	Additional interventions	Risk of bias and study limitations	Interventions effects vs standard of care (standard of care) and GRADE certainty of the evidence
---------------------------	-------------------------------------	---------------	--------------------------	------------------------------------	--

RCT

BLAZE-1 trial ; ⁴⁴	Patients with mild to	Mean age 45 ± 68, male	NR	High for mortality and	Mortality: Very low
---	-----------------------	------------------------	----	------------------------	----------------------------

Chen et al; peer-reviewed; 2020	moderate COVID-19. 309 assigned to bamlanivimab 700 mg, 2800 mg or 7000 mg once and 143 assigned to standard of care	55%		mechanical ventilation; high for symptom resolution, infection and adverse events Notes: Concealment of allocation probably inappropriate.	certainty ⊕○○○ Invasive mechanical ventilation: No information Symptom resolution or improvement: RR 1.04 (95%CI 0.99 to 1.09); RD 2.4% (95%CI -0.6% to 5.4%); Moderate certainty ⊕⊕○○
ACTIV-3/TICO trial ; ⁴⁵ Lundgren et al; Peer reviewed; 2020	Patients with moderate to severe COVID-19. 163 assigned to bamlanivimab 7000 mg once and 151 assigned to SOC	Median age 71 ± 22, male 66%, hypertension 49%, diabetes 29%, COPD %, asthma 9%, CHD 4%, CKD 11%, obesity 52%	Steroids 49%, remdesivir 95%	Low for mortality and adverse events; high for symptom resolution. Notes: Significant lost to follow up for symptom improvement/resolution outcome	Symptomatic infection (prophylaxis studies): No information
Gottlieb et al ; ⁴⁶ Peer reviewed; 2020	Patients with mild to moderate COVID-19. 309 assigned to bamlanivimab 700-7000 mg once, 112 assigned to bamlanivimab + etesevimab and 156 assigned to SOC	Mean age 44.7 ± 15.7, male 45.4%	NR	Low for mortality and mechanical ventilation; low for symptom resolution, infection and adverse events	Adverse events: Very low certainty ⊕○○○ Hospitalization: Very low certainty ⊕○○○

Bamlanivimab + etesevimab (monoclonal antibodies)

Bamlanivimab + etesevid probably does not significantly improve time to symptom resolution. It is uncertain if it affects mortality, mechanical ventilation requirements or increases severe adverse events. Further research is needed.

Study; publication status	Patients and interventions analyzed	Comorbidities	Additional interventions	Risk of bias and study limitations	Interventions effects vs standard of care (standard of care) and GRADE certainty of the evidence
---------------------------	-------------------------------------	---------------	--------------------------	------------------------------------	--

RCT

Gottlieb et al ; ⁴⁶ Peer reviewed; 2020	Patients with mild to moderate COVID-19. 309 assigned to bamlanivimab 700-7000 mg once, 112	Mean age 44.7 ± 15.7, male 45.4%	NR	Low for mortality and mechanical ventilation; low for symptom resolution, infection and adverse events	Mortality: Very low certainty ⊕○○○ Invasive mechanical ventilation: No
--	---	----------------------------------	----	--	---

	assigned to bamlanivimab + etesevimab and 156 assigned to SOC				<p>information</p> <p>Symptom resolution or improvement: RR 1.04 (95%CI 0.98 to 1.1); RD 2.4% (95%CI -0.6% to 5.4%); Moderate certainty ⊕⊕⊕○</p> <p>Symptomatic infection (prophylaxis studies): No information</p> <p>Adverse events: Very low certainty ⊕○○○</p>
--	---	--	--	--	---

BCG

Uncertainty in potential benefits and harms. Further research is needed.

Study; publication status	Patients and interventions analyzed	Comorbidities	Additional interventions	Risk of bias and study limitations	Interventions effects vs standard of care (standard of care) and GRADE certainty of the evidence
---------------------------	-------------------------------------	---------------	--------------------------	------------------------------------	--

RCT

Padmanabhan et al. ⁴⁷ preprint; 2020	Patients with severe COVID-19. 30 assigned to BCG 0.1 ml once and 30 assigned to standard of care	Mean age 45.2 ± 36.5, male 60%, obesity 23%	Remdesivir 6.6%,	<p>High for mortality and mechanical ventilation; high for symptom resolution, infection and adverse events</p> <p>Notes: Concealment of allocation probably inappropriate.</p>	<p>Mortality: Very low certainty ⊕○○○</p> <p>Invasive mechanical ventilation: No information</p> <p>Symptom resolution or improvement: No information</p> <p>Symptomatic infection (prophylaxis studies): No information</p> <p>Adverse events: No information</p>
---	---	---	------------------	---	---

					Hospitalization: No information
--	--	--	--	--	--

Bioven

Uncertainty in potential benefits and harms. Further research is needed.

Study; publication status	Patients and interventions analyzed	Comorbidities	Additional interventions	Risk of bias and study limitations	Interventions effects vs standard of care (standard of care) and GRADE certainty of the evidence
---------------------------	-------------------------------------	---------------	--------------------------	------------------------------------	--

RCT

Rybakov et al ; ⁴⁸ peer reviewed; 2021	Patients with severe to critical COVID-19 infection. 32 assigned to Bioven 0.8-1gr/kg once a day for 2 days and 34 assigned to SOC	NA	NA	High for mortality and mechanical ventilation; High for symptom resolution, infection and adverse events Notes: Non-blinded study. Concealment of allocation probably inappropriate.	Mortality: Very low certainty ⊕○○○ Invasive mechanical ventilation: No information Symptom resolution or improvement: No information Symptomatic infection (prophylaxis studies): No information Adverse events: Very low certainty ⊕○○○ Hospitalization: No information
---	--	----	----	---	---

Bromhexine hydrochloride

Uncertainty in potential benefits and harms. Further research is needed.

Study; publication status	Patients and interventions analyzed	Comorbidities	Additional interventions	Risk of bias and study limitations	Interventions effects vs standard of care (standard of care) and GRADE certainty of the evidence
---------------------------	-------------------------------------	---------------	--------------------------	------------------------------------	--

RCT

Li T et al ; ⁴⁹ peer-reviewed; 2020	Patients with severe to critical COVID-19. 12 assigned to bromhexine hydrochloride 32 mf	Median age 52 ± 15.5, male 77.8%, hypertension 33.3%, diabetes 11.1%	Steroids 22.2%, interferon 77.7%	High for mortality and invasive mechanical ventilation; high for symptom resolution, infection and adverse	Mortality: Very low certainty ⊕○○○ Invasive mechanical ventilation: Very
--	--	--	----------------------------------	--	---

	three times a day for 14 days and 6 assigned to standard of care			events Notes: Non-blinded study. Concealment of allocation probably inappropriate.	low certainty ⊕○○○ Symptom resolution or improvement: Very low certainty ⊕○○○
Ansarin et al. ⁵⁰ peer-reviewed; 2020	Patients with mild to critical COVID-19. 39 assigned to bromhexine 8 mg three time a day for 14 days and 39 assigned to standard of care	Mean age 59.7 ± 14.9, male 55.1%, hypertension 50%, diabetes 33.3%	Hydroxychloroquine 100%	High for mortality and invasive mechanical ventilation; High for symptom resolution, infection and adverse events Notes: Non-blinded study. Concealment of allocation probably inappropriate.	Symptomatic infection (prophylaxis studies): Very low certainty ⊕○○○ Adverse events: Very low certainty ⊕○○○ Hospitalization: No information
Mikhaylov et al. ⁵¹ Preprint; 2021	Patients exposed to COVID-19 infection. 25 assigned to bromhexine 12 mg a day and 25 assigned to SOC	Mean age 40.6 ± 7.6, male 42%, comorbidity 6%	NR	Low for mortality and mechanical ventilation; High for symptom resolution, infection and adverse events Notes: Non-blinded study which might have introduced bias to symptoms and adverse events outcomes results.	
Tolouian et al. ⁵² Peer reviewed; 2021	Patients with moderate to critical COVID-19 infection. 48 assigned to bromhexine 32 mg a day for 14 days and 52 assigned to SOC	Mean age 52 ± 16, male 46%, hypertension 39%, diabetes 33%, COPD 7%, asthma 6%, CHD 9%, CKD 5%, cerebrovascular disease 2%, cancer 6%,	Lopinavir-ritonavir 100%, interferon 100%	Low for mortality and mechanical ventilation; High for symptom resolution, infection and adverse events Notes: Non-blinded study which might have introduced bias to symptoms and adverse events outcomes results.	

Camostat mesilate

Uncertainty in potential benefits and harms. Further research is needed.

Study; publication status	Patients and interventions analyzed	Comorbidities	Additional interventions	Risk of bias and study limitations	Interventions effects vs standard of care (standard of care) and GRADE certainty of the evidence
---------------------------	-------------------------------------	---------------	--------------------------	------------------------------------	--

RCT

CamoCO-19 trial ⁵³ Gunst et al; peer reviewed; 2021	Patients with moderate to severe COVID-19 infection. 137 assigned to camostat mesilate 200 mg a day for 5 days and 68 assigned to SOC	Median age 61 ± 23, male 60%, hypertension 34%, diabetes 17%, COPD 10%, asthma 13%, CHD 19%, cancer 14%, obesity 33%	NR	Low for mortality and mechanical ventilation; low for symptom resolution, infection and adverse events Notes:	<p>Mortality: Very low certainty ⊕○○○</p> <p>Invasive mechanical ventilation: Very low certainty ⊕○○○</p> <p>Symptom resolution or improvement: Very low certainty ⊕○○○</p> <p>Symptomatic infection (prophylaxis studies): No information</p> <p>Adverse events: Very low certainty ⊕○○○</p> <p>Hospitalization: No information</p>
---	---	--	----	--	--

CERC-002 (monoclonal antibody)

Uncertainty in potential benefits and harms. Further research is needed.

Study; publication status	Patients and interventions analyzed	Comorbidities	Additional interventions	Risk of bias and study limitations	Interventions effects vs standard of care (standard of care) and GRADE certainty of the evidence
---------------------------	-------------------------------------	---------------	--------------------------	------------------------------------	--

RCT

<p>Perlin et al;⁵⁴ preprint; 2021</p>	<p>Patients with mild to moderate COVID-19 infection. 31 assigned to CERC-002 16 mg/kg once and 31 assigned to SOC</p>	<p>Mean age 58.5 ± 14, male 69.5%</p>	<p>Steroids 91.5%, remdesivir 68.2%</p>	<p>High for mortality and mechanical ventilation; High for symptom resolution, infection and adverse events</p> <p>Notes: Concealment of allocation probably inappropriate. Significant lost to follow-up.</p>	<p>Mortality: Very low certainty ⊕○○○</p> <p>Invasive mechanical ventilation: No information</p> <p>Symptom resolution or improvement: No information</p> <p>Symptomatic infection (prophylaxis studies): No information</p> <p>Adverse events: Very low certainty ⊕○○○</p> <p>Hospitalization: No information</p>
--	--	---------------------------------------	---	--	--

Chloroquine nasal drops

Uncertainty in potential benefits and harms. Further research is needed.

Study; publication status	Patients and interventions analyzed	Comorbidities	Additional interventions	Risk of bias and study limitations	Interventions effects vs standard of care (standard of care) and GRADE certainty of the evidence
---------------------------	-------------------------------------	---------------	--------------------------	------------------------------------	--

RCT

<p>Thakar et al;⁵⁵ Peer reviewed; 2020</p>	<p>Patients with mild COVID-19. 30 assigned to Chloroquine nasal drops 0.03% six times a day for 10 days and 30 assigned to SOC</p>	<p>Mean age 34.9 ± 10.35, male 78.3%</p>	<p>NR</p>	<p>High for mortality and mechanical ventilation; High for symptom resolution, infection and adverse events</p> <p>Notes: Non-blinded study. Concealment of allocation probably inappropriate.</p>	<p>Mortality: No information</p> <p>Invasive mechanical ventilation: No information</p> <p>Symptom resolution or improvement: No information</p> <p>Symptomatic</p>
---	---	--	-----------	--	---

					infection (prophylaxis studies): No information Adverse events: No information Hospitalization: No information
CIGB-325 Uncertainty in potential benefits and harms. Further research is needed.					
Study; publication status	Patients and interventions analyzed	Comorbidities	Additional interventions	Risk of bias and study limitations	Interventions effects vs standard of care (standard of care) and GRADE certainty of the evidence
RCT					
ATENEA-Co-300 trial ; ⁵⁶ Cruz et al; preprint; 2020	Patients with mild to moderate COVID-19. 10 assigned to CIGB-325 2.5 mg/kg/day during 5-consecutive days) and 10 assigned to standard of care	Mean age 45.3 ± 12, male 70%, hypertension 25%, diabetes 0%, cancer 5%, obesity 25%	Hydroxychloroquine 100%, lopinavir-ritonavir 100%, IFN 100%	High for mortality and invasive mechanical ventilation; high for symptom resolution, infection and adverse events Notes: Non-blinded study. Concealment of allocation probably inappropriate.	Mortality: No information Invasive mechanical ventilation: No information Symptom resolution or improvement: Very low certainty ⊕○○○ Symptomatic infection (prophylaxis studies): No information Adverse events: Very low certainty ⊕○○○ Hospitalization: No information

Clarithromycin

Uncertainty in potential benefits and harms. Further research is needed.

Study; publication status	Patients and interventions analyzed	Comorbidities	Additional interventions	Risk of bias and study limitations	Interventions effects vs standard of care (standard of care) and GRADE certainty of the evidence
---------------------------	-------------------------------------	---------------	--------------------------	------------------------------------	--

RCT

Rashad et al; ³⁷ preprint ; 2020	Patients with mild to moderate COVID-19. 107 assigned to AZT 500 mg a day for 7 days, 99 assigned to Clarithromycin 1000 mg a day for 7 days and 99 assigned to SOC	Mean age 44.4 ± 18, male 29.8%	NR	High for mortality and mechanical ventilation; High for symptom resolution, infection and adverse events Notes: Non-blinded study. Concealment of allocation probably inappropriate.	Mortality: No information Invasive mechanical ventilation: No information Symptom resolution or improvement: No information Symptomatic infection (prophylaxis studies): No information Adverse events: No information Hospitalization: No information
--	---	--------------------------------	----	--	---

Cofactors (L-carnitine, N-acetylcysteine, nicotinamide, serine)

Uncertainty in potential benefits and harms. Further research is needed.

Study; publication status	Patients and interventions analyzed	Comorbidities	Additional interventions	Risk of bias and study limitations	Interventions effects vs standard of care (standard of care) and GRADE certainty of the evidence
---------------------------	-------------------------------------	---------------	--------------------------	------------------------------------	--

RCT

COVID-19-MCS trial; ⁵⁷ Altay et al; preprint; 2020	Patients with mild to moderate COVID-19. 71 assigned to	Mean age 35.6 ± 47, male 60%	Hydroxychloroquine 100%	Low for mortality and invasive mechanical ventilation; high for	Mortality: No information Invasive mechanical
---	---	------------------------------	-------------------------	---	--

	Cofactors (L-carnitine, N-acetylcysteine, nicotinamide, serine) and 22 assigned to standard of care			symptom resolution, infection and adverse events Notes: Outcome assessors not blinded. Possible reporting bias.	<p>ventilation: No information</p> <p>Symptom resolution or improvement: Very low certainty ⊕○○○</p> <p>Symptomatic infection (prophylaxis studies): No information</p> <p>Adverse events: Very low certainty ⊕○○○</p> <p>Hospitalization: No information</p>
--	---	--	--	--	--

Colchicine

Colchicine may reduce mortality and mechanical ventilation requirements, however certainty of the evidence was low. Further research is needed.

Study; publication status	Patients and interventions analyzed	Comorbidities	Additional interventions	Risk of bias and study limitations	Interventions effects vs standard of care (standard of care) and GRADE certainty of the evidence
---------------------------	-------------------------------------	---------------	--------------------------	------------------------------------	--

RCT

GRECCO-19 trial ; ⁵⁸ Deftereos et al; peer-reviewed; 2020	Patients with severe COVID-19 infection. 50 assigned to colchicine 1.5 mg once followed by 0.5 mg twice daily until hospital discharge or 21 days and 55 assigned to standard of care	Median age 64 ± 11, male 58.1%, hypertension 45%, diabetes 20%, chronic lung disease 4.8%, coronary heart disease 13.3%, immunosuppression 3.75%	Hydroxychloroquine 98%, lopinavir-ritonavir 31.4%, tocilizumab 3.8%, azithromycin 92%	Low for mortality and invasive mechanical ventilation; high for symptom resolution, infection and adverse events Notes: Non-blinded study which might have introduced bias to symptoms and adverse events outcomes results.	<p>Mortality: RR 1 (95%CI 0.93 to 1.08); RD 0% (95%CI -1.1% to 1.3%); Moderate certainty ⊕⊕⊕○</p> <p>Invasive mechanical ventilation: RR 1.02 (95%CI 0.92 to 1.13); RD 0.3% (95%CI -1.4% to 2.2%); Moderate certainty ⊕⊕⊕○</p>
--	---	--	---	--	--

<p>Lopes et al;⁵⁹ preprint; 2020</p>	<p>Patients with moderate to severe COVID-19 infection. 19 assigned to colchicine 0.5 mg three times a day, for 5 days followed by 0.5 mg twice daily for 5 days and 19 assigned to standard of care</p>	<p>Median age 50.75 ± 26.2, male 40%, diabetes 31.4%, chronic lung disease 14.2%, coronary heart disease 40%</p>	<p>Steroids 40%, hydroxychloroquine 100%, azithromycin 100%, heparin 100%</p>	<p>High for mortality and invasive mechanical ventilation; high for symptom resolution, infection and adverse events</p> <p>Notes: Non-blinded study. Concealment of allocation probably inappropriate.</p>	<p>Symptom resolution or improvement: RR 0.99 (95%CI 0.96 to 1.01); RD -0.2% (95%CI -0.7% to -0.2%); High certainty ⊕⊕⊕⊕</p> <p>Symptomatic infection (prophylaxis studies): No information</p> <p>Adverse events: RR 0.78 (95%CI 0.61 to 1); RD -2.2% (95%CI -4% to 0%); High certainty ⊕⊕⊕⊕</p> <p>Pulmonary embolism: RR 5.55 (95%CI 1.23 to 25); RD 0.4% (95%CI 0.02% to 2.2%); Low certainty ⊕⊕○○</p> <p>Hospitalization: RR 0.8 (95%CI 0.62 to 1.03); RD -1.5% (95%CI -2.8% to 0.2%); Low certainty ⊕⊕○○</p>
<p>Salehzadeh et al;⁶⁰ preprint; 2020</p>	<p>Patients with moderate to critical COVID-19. 50 assigned to colchicine 1 mg a day for 6 days and 50 assigned to standard of care</p>	<p>Mean age 56, male 41%, hypertension 11%, diabetes 11%, chronic lung disease 4%, coronary heart disease 15%, chronic kidney disease 5%</p>	<p>Hydroxychloroquine 100%</p>	<p>High for mortality and invasive mechanical ventilation; high for symptom resolution, infection and adverse events</p> <p>Notes: Non-blinded study. Concealment of allocation probably inappropriate.</p>	<p>Adverse events: RR 0.78 (95%CI 0.61 to 1); RD -2.2% (95%CI -4% to 0%); High certainty ⊕⊕⊕⊕</p> <p>Pulmonary embolism: RR 5.55 (95%CI 1.23 to 25); RD 0.4% (95%CI 0.02% to 2.2%); Low certainty ⊕⊕○○</p> <p>Hospitalization: RR 0.8 (95%CI 0.62 to 1.03); RD -1.5% (95%CI -2.8% to 0.2%); Low certainty ⊕⊕○○</p>
<p>Tardif et al;⁶¹ Preprint; 2020</p>	<p>Patients recently diagnosed mild COVID-19 and risk factors for severe disease. 2235 assigned to colchicine 1 mg a day for 3 days followed by 0.5 mg for a total of 27 days and 2253 assigned to SOC</p>	<p>Mean age 54.3, male 46%, hypertension 36.3%, diabetes 19.9%, COPD 26.5%, CHD 5.4%, obesity 45.7%</p>	<p>NR</p>	<p>Low for mortality and mechanical ventilation; Low for symptom resolution, infection and adverse events</p>	<p>Hospitalization: RR 0.8 (95%CI 0.62 to 1.03); RD -1.5% (95%CI -2.8% to 0.2%); Low certainty ⊕⊕○○</p>
<p>RECOVERY - Colchicine trial;⁶² Horby et al; preprint; 2021</p>	<p>Patients with moderate to critical COVID-19 infection. 5610 assigned to colchicine 500 mg twice a day for 10 days and 5730 assigned to SOC</p>	<p>Mean age 63.4 ± 13.8, male 69.5%, diabetes 25.5%, COPD 21.5%, asthma %, CHD 21%, CKD 3%</p>	<p>Steroids 94%</p>	<p>Low for mortality and mechanical ventilation; some Concerns for symptom resolution, infection and adverse events</p> <p>Notes: Non-blinded</p>	

				study which might have introduced bias to symptoms and adverse events outcomes results.	
Convalescent plasma					
Convalescent plasma probably does not reduce mortality nor significantly reduces mechanical ventilation requirements or improves time to symptom resolution.					
Study; publication status	Patients and interventions analyzed	Comorbidities	Additional interventions	Risk of bias and study limitations	Interventions effects vs standard of care and GRADE certainty of the evidence
RCT					
Li et al. ⁶³ peer-reviewed; 2020	Patients with moderate to critical COVID-19 infection. 52 assigned to convalescent plasma 4 to 13 mL/kg of recipient body weight and 51 assigned to standard of care	Median age 70 ± 8, male 58.3%, hypertension 54.3%, diabetes 10.6%, coronary heart disease 25%, chronic kidney disease 5.8%, cerebrovascular disease 17.45%, cancer 2.9%, liver disease 10.7%	Steroids 39.2%, antivirals 89.3%, ATB 81%, IFN 20.2%, IVIG 25.4%	High for mortality and invasive mechanical ventilation; high for symptom resolution, infection and adverse events Notes: Non-blinded study. Concealment of allocation probably inappropriate.	Mortality: RR 1 (95%CI 0.93 to 1.07); RD 0% (95%CI -1.1% to 1.1%); Moderate certainty ⊕⊕⊕○ Invasive mechanical ventilation: RR 0.91 (95% CI 0.77 to 1.07); RD -1.6% (95%CI -4% to 1.2%); Moderate certainty ⊕⊕⊕○
CONCOVID trial; Gharbharan et al; ⁶⁴ preprint; 2020	Patients with moderate to critical COVID-19 infection. 43 assigned to convalescent plasma 300 ml once or twice and 43 assigned to standard of care	Median age 62 ± 18, male 72%, hypertension 26%, diabetes 24.4%, chronic lung disease 26.7%, coronary heart disease 23.2%, chronic kidney disease 8.1%, immunosuppression 12.8%, cancer 9.3%	NR	Low for mortality and invasive mechanical ventilation; High for symptom resolution, infection and adverse events Notes: Non-blinded study which might have introduced bias to symptoms and adverse events outcomes results.	Symptom resolution or improvement: RR 1.02 (95% CI 0.93 to 1.13); RD 1.2% (95%CI -4.2% to 7.9%); Moderate certainty ⊕⊕⊕○ Symptomatic infection (prophylaxis studies): No information
Avenidaño-Solá et al. ⁶⁵ preprint; 2020	Patients with severe COVID-19. 38 assigned to	Mean age 60.8 ± 15.5, male 54.3%, hypertension 39.5%,	Steroids 56.8%, remdesivir 4.94%, hydroxychloroquine	Low for mortality and invasive mechanical ventilation; high for	Adverse events: RR 0.92 (95% CI 0.72 to

	convalescent plasma 250-300 ml once and 43 assigned to standard of care	diabetes 20.9%, chronic lung disease 12.3%, asthma NR%, coronary heart disease 18.5%, chronic kidney disease 4.9%	86.4%, lopinavir-ritonavir 41.9%, tocilizumab 28.4%, azithromycin 61.7%	symptom resolution, infection and adverse events Notes: Non-blinded study which might have introduced bias to symptoms and adverse events outcomes results.	1.18); RD -0.8% (95%CI -2.9% to 1.8%); Low certainty ⊕⊕○○ Hospitalization: No information
PLACID trial , ⁶⁶ Agarwal et al; preprint; 2020	Patients with severe COVID-19. 235 assigned to convalescent plasma 200 ml twice in 24hs and 229 assigned to standard of care	Median age 52 ± 18, male 76.3%, hypertension 37.3%, diabetes 43.1%, chronic lung disease 3.2%, coronary heart disease 6.9%, chronic kidney disease 3.7%, cerebrovascular disease 0.9%, cancer 0.2%, obesity 7.1%	Steroids 64.4%, remdesivir 4.3%, hydroxychloroquine 67.7%, lopinavir-ritonavir 14.2%, tocilizumab 9%, azithromycin 63.8%	Low for mortality and invasive mechanical ventilation; high for symptom resolution, infection and adverse events Notes: Non-blinded study which might have introduced bias to symptoms and adverse events outcomes results.	
PLASM-AR trial , ⁶⁷ Simonovich et al; peer-reviewed; 2020	Patients with severe to critical COVID-19. 228 assigned to convalescent plasma and 105 assigned to standard of care	Mean age 62 ± 20, male 67.6%, hypertension 47.7%, diabetes 18.3%, COPD 7.5%, asthma 4.2%, coronary heart disease 3.3%, chronic kidney disease 4.2%	Steroids 93.3%, hydroxychloroquine 0.3%, lopinavir-ritonavir 3%, tocilizumab 4.2%	Low for mortality and mechanical ventilation; low for symptom resolution, infection and adverse events	
ILBS-COVID-02 trial , ⁶⁸ Bajpai et al; preprint; 2020	Patients with severe to critical COVID-19. 14 assigned to convalescent plasma 500 ml twice and 15 assigned to standard of care	Mean age 48.2 ± 9.8, male 75.9%,	Hydroxychloroquine 100%, azithromycin 100%,	Low for mortality and mechanical ventilation; high for symptom resolution, infection and adverse events Notes: Non-blinded study which might have introduced bias to symptoms and adverse events outcomes results.	

<p>AlQahtani et al;⁶⁹ preprint; 2020</p>	<p>Patients with severe to critical COVID-19. 20 assigned to convalescent plasma 200 ml twice and 20 assigned to standard of care</p>	<p>Mean age 51.6 ± 13.7, male 80%, hypertension 25%, diabetes 30%, COPD 7.5%, asthma %, coronary heart disease 10%, chronic kidney disease 5%</p>	<p>Steroids 12.5%, hydroxychloroquine 92.5%, lopinavir-ritonavir 85%, tocilizumab 30%, azithromycin 87.5%</p>	<p>High for mortality and mechanical ventilation; high for symptom resolution, infection and adverse events</p> <p>Notes: Non-blinded study. Concealment of allocation probably inappropriate.</p>	
<p>Fundacion INFANT-Plasma trial;⁷⁰ Libster et al; preprint; 2020</p>	<p>Patients with mild to moderate COVID-19. 80 assigned to convalescent plasma 250 ml and 80 assigned to standard of care</p>	<p>Mean age 77.1 ± 8.6, male 47.5%, hypertension 71.2%, diabetes 22.5%, COPD 4.4%, asthma 3.8%, coronary heart disease 13.1%, chronic kidney disease 2.5%, cancer 3.8%, obesity 7.5%</p>	<p>NR</p>	<p>Low for mortality and mechanical ventilation; low for symptom resolution, infection and adverse events</p>	
<p>PICP19 trial;⁷¹ Ray et al; preprint; 2020</p>	<p>Patients with severe COVID-19. 40 assigned to convalescent plasma 200 ml and 40 assigned to standard of care</p>	<p>Mean age 61 ± 11.5, male 71.2%,</p>	<p>NR</p>	<p>High for mortality and mechanical ventilation; high for symptom resolution, infection and adverse events</p> <p>Notes: Non-blinded study. Concealment of allocation probably inappropriate.</p>	
<p>RECOVERY-Plasma trial;⁷² Horby et al; Other; 2020</p>	<p>Patients with severe to critical COVID-19 infection. 5795 assigned to CP 275 ml a day for two days and 5763 assigned to SOC</p>	<p>Median age 63.5 ± 14.7, male 64.2%, diabetes 26%, COPD 24%, CHD 22%</p>	<p>Steroids <1%, lopinavir-ritonavir <1%, azithromycin 10%, colchicine 14%</p>	<p>Low for mortality and mechanical ventilation; Some Concerns for symptom resolution, infection and adverse events</p> <p>Notes: Non-blinded study which might have introduced bias to symptoms and adverse</p>	

				events outcomes results.
Baklaushev et al. ; ⁷³ peer reviewed; 2020	Patients with moderate to severe COVID-19. 46 assigned to CP 640 ml divided in two infusions and 20 assigned to SOC	Age 56.3 ± 11, male 60.6%	NR	High for mortality and mechanical ventilation; high for symptom resolution, infection and adverse events Notes: Non-blinded study. Concealment of allocation probably inappropriate.
O'Donnell et al. ; ⁷⁴ Peer-reviewed; 2021	Patients with severe to critical COVID-19 infection. 150 assigned to CP one infusion and 73 assigned to SOC	Median age 61 ± 23, male 65.9%, hypertension 33.6%, diabetes 36.8%, COPD 9%, CHD 37.7%, CKD 9.4%, obesity 48.8%	Steroids 81%, remdesivir 6%, hydroxychloroquine 6%	Some concerns for mortality and mechanical ventilation; some concerns for symptom resolution, infection and adverse events Notes: Sensitivity analysis including lost to follow-up patients significantly modified results. At the time mortality was measured the number of patients on IMV was significantly higher in the intervention arm.
Beltran Gonzalez et al. ; ⁷⁵ preprint; 2021	Patients with severe to critical COVID-19 infection. 130 assigned to CP 200 ml a day for 2 days and 60 assigned to IVIG	Mean age 58 ± 25, male 62.6%, hypertension 35.2%, diabetes 34.7%, COPD 4.7%, CHD 3.1%, CKD 3.1%, cerebrovascular disease 1.05%, cancer 0.53%, obesity 41.5%	Steroids 82.6%	High for mortality and mechanical ventilation; High for symptom resolution, infection and adverse events Notes: Non-blinded study. Concealment of allocation probably inappropriate.

Pouladzadeh et al; ⁷⁶ peer reviewed; 2021	Patients with severe COVID-19 infection. 30 assigned to CP 500 ml once or twice and 30 assigned to SOC	Mean age 55.3 ± 13.6, male 55%, comorbidities 50%	NR	Low for mortality and mechanical ventilation; high for symptom resolution, infection and adverse events Notes: Non-blinded study which might have introduced bias to symptoms and adverse events outcomes results.	
SBU-COVID19 - Convalescent Plasma trial; ⁷⁷ Bennett-Guerrero et al; peer reviewed; 2021	Patients with severe to critical COVID-19 infection. 59 assigned to CP 480 ml once and 15 assigned to SOC	Mean age 65.5 ± 16.6, male 59.5%, hypertension 68.9%, diabetes 33.7%, COPD 12.1%, CHD 17.6%, CKD 9.5%, cerebrovascular disease 14.8%, immunosuppressive therapy 8.1%	Steroids 60.8%, remdesivir 24.3%, hydroxychloroquine 31%, tocilizumab 21.6%	Low for mortality and mechanical ventilation; low for symptom resolution, infection and adverse events	
Salman et al; ⁷⁸ peer reviewed; 2021	Patients with severe COVID-19 infection. 15 assigned to CP 250 ml once and 15 assigned to SOC	Median age 57 ± 10, male 70%, diabetes 30%, asthma 16.6%, cerebrovascular disease 43.3%	Steroids 76.6%	Low for mortality and mechanical ventilation; low for symptom resolution, infection and adverse events	
CAPSID trial; ⁷⁹ Koerper et al; preprint; 2021	Patients with severe to critical COVID-19 infection. 53 assigned to CP 850 ml in three infusions and 52 assigned to SOC	Mean age 60 ± 13, male 73.3%, hypertension 56.2%, diabetes 31.4%, COPD 16.2%, CHD 21.9%, cancer 4.7%, obesity 54.2%	Steroids 89.5%	High for mortality and mechanical ventilation; high for symptom resolution, infection and adverse events Notes: Non-blinded study. Concealment of allocation probably inappropriate.	
Balcells et al; ⁸⁰ peer reviewed; 2020	Patients with moderate to severe	Mean age 65.8 ± 65, male 50%, hypertension	Steroids 51.7%, hydroxychloroquine	Low for mortality and invasive mechanical	Mortality: Very low certainty ⊕○○○

	COVID-19. 28 assigned to convalescent plasma at enrolment, 200 mg twice and 30 assigned to convalescent plasma when clinical deterioration was observed (43.3% received CP in this arm)	67.2%, diabetes 36.2%, chronic lung disease %, asthma 5.1%, coronary heart disease %, chronic kidney disease 8.6%, cerebrovascular disease 5.1%, immunosuppression 12%, cancer 7%, obesity 12%	12%, lopinavir-ritonavir 1.7%, tocilizumab 3.4%	ventilation; high for symptom resolution, infection and adverse events Notes: Non-blinded study which might have introduced bias to symptoms and adverse events outcomes results.	<p>Invasive mechanical ventilation: Very low certainty ⊕○○○</p> <p>Symptom resolution or improvement: No information</p> <p>Symptomatic infection (prophylaxis studies): No information</p> <p>Adverse events: Very low certainty ⊕○○○</p> <p>Hospitalization: No information</p>
--	---	--	---	--	--

Non-RCT

Joyner et al , ⁸¹ peer-reviewed; 2020	Patients with moderate to critical COVID-19 infection. 20000 received CP	Median age 62.3 ± 79.3, male 60.8%	NR	Low for specific transfusion related adverse events	<p>Adverse events: Transfusion related circulatory overload 0.18%; Transfusion related lung injury 0.10%; Severe allergic transfusion reaction 0.10%</p>
--	--	------------------------------------	----	---	---

Darunavir-Cobicistat

Uncertainty in potential benefits and harms. Further research is needed.

Study; publication status	Patients and interventions analyzed	Comorbidities	Additional interventions	Risk of bias and study limitations	Interventions effects vs standard of care and GRADE certainty of the evidence
---------------------------	-------------------------------------	---------------	--------------------------	------------------------------------	---

RCT

DC-COVID-19	Patients with mild	Mean age 47.2 ± 2.8,	NR	High for mortality and	Mortality: No
-----------------------------	--------------------	----------------------	----	------------------------	----------------------

trial ; ⁸² Chen et al; peer-reviewed; 2020	COVID-19 infection. 15 assigned to darunavir-Cobicistat 800 mg/150 mg once a day for 5 days and 15 assigned to standard of care	male NR, diabetes 6.6%, coronary heart disease 26.6%		invasive mechanical ventilation; high for symptom resolution, infection and adverse events Notes: Non-blinded study. Concealment of allocation probably inappropriate.	information Invasive mechanical ventilation: No information Symptom resolution or improvement: No information Symptomatic infection (prophylaxis studies): No information Adverse events: No information Hospitalization: No information
---	---	--	--	---	--

Dutasteride

Uncertainty in potential benefits and harms. Further research is needed.

Study; publication status	Patients and interventions analyzed	Comorbidities	Additional interventions	Risk of bias and study limitations	Interventions effects vs standard of care and GRADE certainty of the evidence
---------------------------	-------------------------------------	---------------	--------------------------	------------------------------------	---

RCT

AB-DRUG-SARS-004 trial ; ⁸³ Cadejani et al; preprint; 2020	Patients with mild COVID-19. 64 assigned to dutasteride (dosage not reported) and 66 assigned to standard of care	Mean age 42 ± 12, male 100 %, diabetes 11%, COPD 0%, asthma 1%, coronary heart disease 1%, cancer 0%, obesity 15.4%	NR	High for mortality and mechanical ventilation; High for symptom resolution, infection and adverse events Notes: Concealment of allocation probably inappropriate.	Mortality: No information Invasive mechanical ventilation: No information Symptom resolution or improvement: Very low certainty ⊕○○○
EAT-DUTA AndroCoV trial ; ⁸⁴ Cadejani et al; Peer reviewed; 2020	Patients with mild to moderate COVID-19. 43 assigned to Dutasteride 0.5 mg a	Mean age 41.9 ± 12.4, male 100%, hypertension 21.8%, diabetes 9.2%, COPD	NR	High for mortality and mechanical ventilation; High for symptom resolution, infection and	Symptomatic infection (prophylaxis)

	day for 30 days and 44 assigned to SOC	0%, asthma 1.1%, CHD 1.1%, cancer 0%, obesity 10.3%		adverse events Notes: Significant lost to follow-up	studies): No information Adverse events: No information Hospitalization: Very low certainty ⊕○○○
--	--	---	--	--	---

Electrolyzed saline

Uncertainty in potential benefits and harms. Further research is needed.

Study; publication status	Patients and interventions analyzed	Comorbidities	Additional interventions	Risk of bias and study limitations	Interventions effects vs standard of care and GRADE certainty of the evidence
---------------------------	-------------------------------------	---------------	--------------------------	------------------------------------	---

RCT

TX-COVID19 trial ; ⁸⁵ Delgado-Enciso et al; preprint; 2020	Patients with mild to moderate COVID-19. 45 assigned to electrolyzed saline nebulizations 4 times a day for 10 days and 39 assigned to standard of care	Mean age 47 ± 14.6, male 53.5%, hypertension 18.9%, diabetes 11.9%	Steroids 3.65%, remdesivir %, hydroxychloroquine 7.5%, ivermectin 9.4%, ATB 30.6%	High for mortality and invasive mechanical ventilation; high for symptom resolution, infection and adverse events Notes: Non-blinded study. Concealment of allocation probably inappropriate.	Mortality: Very low certainty ⊕○○○ Invasive mechanical ventilation: No information Symptom resolution or improvement: No information Symptomatic infection (prophylaxis studies): Very low certainty ⊕○○○ Adverse events: No information Hospitalization: Very low certainty ⊕○○○
---	---	--	---	--	--

Enisamium

Uncertainty in potential benefits and harms. Further research is needed.

Study; publication status	Patients and interventions analyzed	Comorbidities	Additional interventions	Risk of bias and study limitations	Interventions effects vs standard of care and GRADE certainty of the evidence
---------------------------	-------------------------------------	---------------	--------------------------	------------------------------------	---

RCT

Holubovska et al ; ⁸⁶ Preprint; 2020	Patients with moderate to severe COVID-19. assigned	NR	NR	High for mortality and mechanical ventilation; High for symptom	Mortality: No information Invasive mechanical
---	---	----	----	---	--

	to enisamium 500 mg 4 times a day for 7 days or SOC. Number of patients in each arm not reported.			resolution, infection and adverse events Notes: Concealment of allocation probably inappropriate.	ventilation: No information Symptom resolution or improvement: Very low certainty ⊕○○○ Symptomatic infection (prophylaxis studies): No information Adverse events: No information Hospitalization: No information
--	---	--	--	--	---

Famotidine

Uncertainty in potential benefits and harms. Further research is needed.

Study; publication status	Patients and interventions analyzed	Comorbidities	Additional interventions	Risk of bias and study limitations	Interventions effects vs standard of care and GRADE certainty of the evidence
---------------------------	-------------------------------------	---------------	--------------------------	------------------------------------	---

Non-RCT

Samimagham et al; ⁸⁷ preprint; 2021	Patients with moderate to severe COVID-19 infection. 10 assigned to famotidine 160 mg for up to 14 days and 10 assigned to SOC	Mean age 47.5 ± 13, male 60%,	NR	Low for mortality and mechanical ventilation; high for symptom resolution, infection and adverse events Notes: Non-blinded study which might have introduced bias to symptoms and adverse events outcomes results.	Mortality: Very low certainty ⊕○○○ Invasive mechanical ventilation: No information Symptom resolution or improvement: No information Symptomatic infection (prophylaxis studies): No information
--	--	-------------------------------	----	---	---

					<p>Adverse events: No information</p> <p>Hospitalization: No information</p>
--	--	--	--	--	--

Favipiravir

Favipiravir may not reduce mortality nor mechanical ventilation requirements and it probably does not improve time to symptom resolution. Further research is needed.

Study; publication status	Patients and interventions analyzed	Comorbidities	Additional interventions	Risk of bias and study limitations	Interventions effects vs standard of care and GRADE certainty of the evidence
---------------------------	-------------------------------------	---------------	--------------------------	------------------------------------	---

RCT

<p>Chen et al; preprint;⁸⁸ 2020</p>	<p>Patients with moderate to critical COVID-19 infection. 116 assigned to favipiravir 1600 mg twice the first day followed by 600 mg twice daily for 7 days and 120 assigned to umifenovir 200 mg three times daily for 7 days</p>	<p>Mean age not reported male 46.6%, hypertension 27.9%, diabetes 11.4%</p>	<p>NR</p>	<p>High for mortality and invasive mechanical ventilation; high for symptom resolution, infection and adverse events</p> <p>Notes: Non-blinded study. Concealment of allocation probably inappropriate.</p>	<p>Mortality: RR 1.09 (95%CI 0.72 to 1.64); RD 1.4% (95%CI -4.5% to 10.2%); Low certainty ⊕⊕○○</p> <p>Invasive mechanical ventilation: RR 1.24 (95%CI 0.72 to 2.12); RD 4.2% (95%CI -4.8% to 19.5%); Low certainty ⊕⊕○○</p>
<p>Ivashchenko et al,⁸⁹ peer-reviewed; 2020</p>	<p>Patients with moderate COVID-19 infection. 20 assigned to favipiravir 1600 mg once followed by 600 mg twice a day for 12 days, 20 assigned to favipiravir and 20 assigned to standard of care</p>	<p>Mean age not reported</p>	<p>NR</p>	<p>High for mortality and invasive mechanical ventilation; high for symptom resolution, infection and adverse events</p> <p>Notes: Non-blinded study. Concealment of allocation probably inappropriate.</p>	<p>Symptom resolution or improvement: RR 0.99 (95%CI 0.9 to 1.09); RD -0.6% (95%CI -6% to 5.6%); Moderate certainty ⊕⊕⊕○</p> <p>Symptomatic infection (prophylaxis studies): No information</p>
<p>Lou et al; ⁴³ preprint; 2020</p>	<p>Patients with mild to severe COVID-19 infection. 10 assigned</p>	<p>Mean age 52.5 ± 12.5, male 72.4%, hypertension 20.7%,</p>	<p>Antivirals 100%, IFN 100%</p>	<p>High for mortality and invasive mechanical ventilation; high for</p>	<p>Adverse events: Very low certainty ⊕○○○</p>

	to baloxavir 80 mg a day on days 1, 4 and 7, 9 assigned to favipiravir and 10 assigned to standard of care	diabetes 6.9%, coronary heart disease 13.8%		symptom resolution, infection and adverse events Notes: Non-blinded study. Concealment of allocation probably inappropriate.	Hospitalization: Very low certainty ⊕○○○ Hospitalization: No information
Doi et al. ⁹⁰ peer-reviewed; 2020	Patients with mild COVID-19. 44 assigned to favipiravir (early) 1800 mg on day 1 followed by 800 mg twice daily for 10 days and 45 assigned to favipiravir (late) 1800 mg on day 6 followed by 800 mg twice daily for 10 days	Median age 50 ± 26.5, male 61.4%, comorbidities 39%	Steroids 2.3%, ATB 12.5%	High for mortality and invasive mechanical ventilation; high for symptom resolution, infection and adverse events Notes: Non-blinded study. Concealment of allocation probably inappropriate.	
Dabbous et al. ⁹¹ preprint; 2020	Patients with mild to moderate COVID-19. 50 assigned to favipiravir 3200 mg once followed by 1200 mg a day for 10 days and 50 assigned to hydroxychloroquine + oseltamivir 800 mg once followed by 400 mg a day for 10 days + 75 mg a day for 10 days	Mean age 36.3 ± 12, male 50%, any comorbidities 15%	NR	High for mortality and invasive mechanical ventilation; High for symptom resolution, infection and adverse events Notes: Non-blinded study. Concealment of allocation probably inappropriate.	
Zhao et al. ⁹² peer-reviewed; 2020	Patients with moderate to critical COVID-19 infection. 13 assigned to favipiravir 3200 mg once followed by 600 mg twice a day for 7 days, 7 assigned to	Mean age 72 ± 40, male 54%, hypertension 42.3%, diabetes 11.5%, coronary heart disease 23.1%	NR	High for mortality and invasive mechanical ventilation; high for symptom resolution, infection and adverse events Notes: Non-blinded	

	TCZ 400 mg once or twice and 5 assigned to favipiravir + TCZ			study. Concealment of allocation probably inappropriate.
Khamis et al ; ⁹³ peer-reviewed; 2020	Patients with moderate to severe COVID-19. 44 assigned to favipiravir + inhaled interferon beta-1B 1600 mg once followed by 600 mg twice a day for 10 days + 8 million UI for 5 days and 45 assigned to standard of care	Mean age 55 ± 14, male 58%, hypertension 54%, diabetes 45%, COPD 5.6%, coronary heart disease 15%, chronic kidney disease 20%	Steroids 67%, tocilizumab 35%, convalescent plasma 58%	High for mortality and invasive mechanical ventilation; high for symptom resolution, infection and adverse events Notes: Non-blinded study. Concealment of allocation probably inappropriate.
Ruzhentsova et al ; ⁹⁴ preprint; 2020	Patients with mild to moderate COVID-19. 112 assigned to favipiravir 1800 mg once followed by 800 mg twice a day for 10 days and 56 assigned to standard of care	Mean age 42 ± 10.5, male 47%	NR	Low for mortality and mechanical ventilation; High for symptom resolution, infection and adverse events Notes: Non-blinded study which might have introduced bias to symptoms and adverse events outcomes results.
Promomed ; NCT04542694; Other; 2020	Patients with moderate COVID-19. 100 assigned to favipiravir 3200 mg once followed by 600 mg twice a day for 14 days and 100 assigned to standard of care	Mean age 49.68 ± 13.09, male 48.5%,	NR	High for mortality and mechanical ventilation; High for symptom resolution, infection and adverse events Notes: Non-blinded study. Concealment of allocation probably inappropriate.
Udwadia et al ; ⁹⁵ peer-reviewed; 2020	Patients with mild to moderate COVID-19. 72 assigned to favipiravir 3600 mg	Mean age 43.4 ± 11.7, male 73.5%, comorbidities 25.9%	NR	Low for mortality and mechanical ventilation; high for symptom resolution, infection and

	once followed by 800 mg twice a day for 14 days and 75 assigned to standard of care			adverse events Notes: Non-blinded study which might have introduced bias to symptoms and adverse events outcomes results.
Balykova et al ; ⁹⁶ peer-reviewed; 2020	Patients with moderate to severe COVID-19. 100 assigned to favipiravir 3200 mg once followed by 1200 mg a day for 14 days and 100 assigned to SOC	Mean age 49.7 ± 13, male 50%, hypertension 28.5%, diabetes 9%, COPD 5%, asthma %, CHD 6%,	NR	High for mortality and mechanical ventilation; high for symptom resolution, infection and adverse events Notes: Non-blinded study. Concealment of allocation probably inappropriate.
Solaymani-Dodaran et al ; ⁹⁷ peer-reviewed; 2021	Patients with severe to critical COVID-19 infection. 190 assigned to favipiravir 1800 mg a day for 7 days and 183 assigned to lopinavir-ritonavir	Mean age 57.6 ± 17.3, male 55%, hypertension 34.9%, diabetes 25.7%, COPD 3.5%, asthma 3.8%, CHD 10.7%, CKD 1.6%	Steroids 27.6%, remdesivir 1.1%,	Low for mortality and mechanical ventilation; Low for symptom resolution, infection and adverse events
Zhao et al ; ⁹⁸ peer reviewed; 2021	Patients with COVID-19 infection who were discharged from hospital. 36 assigned to favipiravir 3200 mg once followed by 1200 mg a day for 7 days and 19 assigned to SOC	Mean age 55.7 ± 13.6, male 45.5%, hypertension 30.9%, diabetes 14.5%, CHD 7.3%, cancer 7.3%	Steroids 3.6%, remdesivir 0%, hydroxychloroquine 5.5%, lopinavir-ritonavir 16.4%,	High for mortality and mechanical ventilation; high for symptom resolution, infection and adverse events Notes: Non-blinded study. Concealment of allocation probably inappropriate.
FACCT trial ; ⁹⁹ Bosaeed et al; preprint; 2021	Patients with severe to critical COVID-19 infection. 125 assigned to favipiravir + HCQ 3600 mg + 800 mg	Mean age 52 ± 13, male 59%, hypertension 40.9%, diabetes 42.1%, asthma 11.8%, CKD 2.4%	Steroids 88.6%, tocilizumab 9%	Low for mortality and mechanical ventilation; high for symptom resolution, infection and adverse events

	once followed by 2400 mg + 400 mg a day for 5 days and 129 assigned to SOC			Notes: Non-blinded study which might have introduced bias to symptoms and adverse events outcomes results.	
--	--	--	--	--	--

Febuxostat

Uncertainty in potential benefits and harms. Further research is needed.

Study; publication status	Patients and interventions analyzed	Comorbidities	Additional interventions	Risk of bias and study limitations	Interventions effects vs standard of care and GRADE certainty of the evidence
---------------------------	-------------------------------------	---------------	--------------------------	------------------------------------	---

RCT

Davoodi et al. ¹⁰⁰ peer-reviewed; 2020	Patients with moderate to severe COVID-19 infection. 30 assigned to febuxostat 80 mg per day and 30 assigned to HCQ	Mean age 57.7 ± 8.4, male 59%, hypertension NR%, diabetes 27.8%, chronic lung disease 1.9%	NR	High for mortality and invasive mechanical ventilation; high for symptom resolution, infection and adverse events Notes: Non-blinded study. Concealment of allocation probably inappropriate.	<p>Mortality: No information</p> <p>Invasive mechanical ventilation: No information</p> <p>Symptom resolution or improvement: No information</p> <p>Symptomatic infection (prophylaxis studies): No information</p> <p>Adverse events: No information</p> <p>Hospitalization: Very low certainty ⊕○○○</p> <p>Hospitalization: No information</p>
--	---	--	----	--	---

Finasteride

Uncertainty in potential benefits and harms. Further research is needed.

Study; publication status	Patients and interventions analyzed	Comorbidities	Additional interventions	Risk of bias and study limitations	Interventions effects vs standard of care and GRADE certainty of the evidence
---------------------------	-------------------------------------	---------------	--------------------------	------------------------------------	---

RCT

Zarehoseinzade et al. ¹⁰¹ peer reviewed; 2021	Patients with moderate to severe COVID-19 infection. 40 assigned to finasteride 5 mg a day for 7 days and 40 assigned to SOC	Mean age 72 ± 14, male 100%, hypertension 66.3%, diabetes 25%, COPD 12.5%	NR	High for mortality and mechanical ventilation; high for symptom resolution, infection and adverse events Notes: Concealment of allocation and blinding probably inappropriate.	<p>Mortality: Very low certainty ⊕○○○</p> <p>Invasive mechanical ventilation: No information</p> <p>Symptom resolution or improvement: No information</p> <p>Symptomatic infection (prophylaxis studies): No information</p> <p>Adverse events: Very low certainty ⊕○○○</p> <p>Hospitalization: No information</p> <p>Hospitalization: No information</p>
--	--	---	----	---	--

Fluvoxamine

Uncertainty in potential benefits and harms. Further research is needed.

Study; publication status	Patients and interventions analyzed	Comorbidities	Additional interventions	Risk of bias and study limitations	Interventions effects vs standard of care and GRADE certainty of the evidence
---------------------------	-------------------------------------	---------------	--------------------------	------------------------------------	---

RCT

Lenze et al ; ¹⁰² peer-reviewed; 2020	Patients with mild to moderate COVID-19. 80 assigned to fluvoxamine incremental dose to 100 mg three times a day for 15 days and 72 assigned to standard of care	Median age 45.5 ± 20.5, male 28.2%, hypertension 19.7%, diabetes 11%, asthma 17.1%, obesity 56.6%	NR	Low for mortality and mechanical ventilation; low for symptom resolution, infection and adverse events	<p>Mortality: Very low certainty ⊕○○○</p> <p>Invasive mechanical ventilation: Very low certainty ⊕○○○</p> <p>Symptom resolution or improvement: No information</p> <p>Symptomatic infection (prophylaxis studies): No information</p> <p>Adverse events: Very low certainty ⊕○○○</p> <p>Hospitalization: Very low certainty ⊕○○○</p> <p>Hospitalization: No information</p>
--	--	---	----	--	--

Helium (inhaled)

Uncertainty in potential benefits and harms. Further research is needed.

Study; publication status	Patients and interventions analyzed	Comorbidities	Additional interventions	Risk of bias and study limitations	Interventions effects vs standard of care and GRADE certainty of the evidence
---------------------------	-------------------------------------	---------------	--------------------------	------------------------------------	---

RCT

Shogenova et al ; ¹⁰³ peer reviewed; 2020	Patients with severe to critical COVID-19. 38 assigned to Helium 50% to 79% mixed with oxygen and 32 assigned to SOC	Mean age 53.5 ± 16, male 51.4%	NR	High for mortality and mechanical ventilation; High for symptom resolution, infection and adverse events Notes: Non-blinded study. Concealment of allocation probably	<p>Mortality: No information</p> <p>Invasive mechanical ventilation: No information</p> <p>Symptom resolution or</p>
--	--	--------------------------------	----	--	---

				inappropriate.	<p>improvement: No information</p> <p>Symptomatic infection (prophylaxis studies): No information</p> <p>Adverse events: No information</p> <p>Hospitalization: No information</p>
--	--	--	--	----------------	--

Honey + Nigella sativa

Uncertainty in potential benefits and harms. Further research is needed.

Study; publication status	Patients and interventions analyzed	Comorbidities	Additional interventions	Risk of bias and study limitations	Interventions effects vs standard of care and GRADE certainty of the evidence
---------------------------	-------------------------------------	---------------	--------------------------	------------------------------------	---

RCT

HNS-COVID-PK trial ; ¹⁰⁴ Ashraf et al; preprint; 2021	<p>Patients with moderate to severe COVID-19 infection. 157 assigned to honey + nigella sativa 1gr + 80 mg/kg three times a day for 13 days and 156 assigned to SOC</p>	<p>> 60 age 52 ±, male 56.8%, hypertension 31.6%, diabetes 36.7%</p>	<p>Steroids 26.5%, azithromycin 73.8%, ivermectin 36.4%</p>	<p>Low for mortality and mechanical ventilation; low for symptom resolution, infection and adverse events</p>	<p>Mortality: Very low certainty ⊕○○○</p> <p>Invasive mechanical ventilation: No information</p> <p>Symptom resolution or improvement: Very low certainty ⊕○○○</p> <p>Symptomatic infection (prophylaxis studies): No information</p> <p>Adverse events: No information</p> <p>Hospitalization: No information</p>
--	---	---	---	---	--

Hydroxychloroquine and chloroquine

HCQ/CQ probably does not reduce mortality, invasive mechanical ventilation nor significantly improves time to symptom resolution with moderate certainty. When used prophylactically in persons exposed to COVID-19 it may not significantly reduce the risk of infection. However certainty of the evidence is low because of risk of bias and imprecision. HCQ/CQ may also be associated with a small increase in severe adverse events.

Study; publication status	Patients and interventions analyzed	Comorbidities	Additional interventions	Risk of bias and study limitations	Interventions effects vs standard of care and GRADE certainty of the evidence
RCT					
CloroCOVID19 trial ; ¹⁰⁵ Borba et al; peer-reviewed; 2020	Patients with severe COVID-19 infection. 41 assigned to chloroquine 600 mg twice a day for 10 days and 40 assigned to chloroquine 450 mg twice on day 1 followed by 450 mg once a day for 5 days	Mean age 51.1 ± 13.9, male 75.3%, hypertension 45.5%, diabetes 25.5%, chronic lung disease NR%, asthma 7.4%, coronary heart disease 17.9%, chronic kidney disease 7.4%, alcohol use disorder 27.5%, HIV 1.8%, tuberculosis 3.6%,	Azithromycin 100%, oseltamivir 89.7%	Low for mortality and invasive mechanical ventilation; low for symptom resolution, infection and adverse events	Mortality: RR 1.07 (95%CI 0.98 to 1.17); RD 1.1% (95%CI -0.3% to 2.7%); Moderate certainty ⊕⊕⊕○ Invasive mechanical ventilation: RR 1.07 (95%CI 0.91 to 1.26); RD 1.2% (95%CI -1.6% to 4.5%); Moderate certainty ⊕⊕⊕○
Huang et al ; ¹⁰⁶ peer-reviewed; 2020	Patients with moderate to severe COVID-19 infection. 10 assigned to chloroquine 500 mg twice a day for 10 days and 12 assigned to lopinavir-ritonavir 400/100 mg twice a day for 10 days	Mean age 44 ± 21, male 59.1%	NR	High for mortality and invasive mechanical ventilation; high for symptom resolution, infection and adverse events Notes: Non-blinded study. Concealment of allocation probably inappropriate.	Symptom resolution or improvement: RR 1.05 (95%CI 0.95 to 1.16); RD 3% (95%CI -3% to 9.7%); Moderate certainty ⊕⊕⊕○ Symptomatic infection (prophylaxis studies): RR 0.97 (95%CI 0.65 to 1.45); RD -0.5% (95%CI -6.1% to 7.8%); Low certainty ⊕⊕○○
RECOVERY-Hydroxychloroquine trial ; ¹⁰⁷ Horby et al; preprint; 2020	Patients with Mild to critical COVID-19 infection. 1561 assigned to hydroxychloroquine 800 mg once followed by 400 mg twice a day	Mean age 65.3 ± 15.3, male %, diabetes 26.9%, chronic lung disease 21.9%, asthma NR%, coronary heart disease 25.4%, chronic kidney disease 7.8%, HIV 0.4%	NR	Low for mortality and invasive mechanical ventilation; some concerns for symptom resolution, infection and adverse events	Severe Adverse events: RR 0.92

	for 9 days and 3155 assigned to standard of care			Notes: Non-blinded study which might have introduced bias to symptoms and adverse events outcomes results.	(95%CI 0.61 to 1.36); RD -0.5% (95%CI -6.1% to 7.8%); Low certainty ⊕⊕○○ Hospitalization: Very low certainty ⊕○○○ Hospitalization: No information
BCN PEP CoV-2 trial ; ¹⁰⁸ Mitja et al; preprint; 2020	Patients exposed to COVID-19. 1116 assigned to hydroxychloroquine 800 mg once followed by 400 mg x once a day for 6 days and 1198 assigned to standard of care	Mean age 48.6 ± 19, male 27%, diabetes 8.3%, chronic lung disease 4.8%, coronary heart disease 13.3%, Nervous system disease 4.1%	NR	Some concerns for mortality and invasive mechanical ventilation; some concerns for symptom resolution, infection and adverse events Notes: Non-blinded study which might have introduced bias to symptoms and adverse events outcomes results. Significant number of patients excluded from analysis.	
COVID-19 PEP trial ; ¹⁰⁹ Boulware et al; peer-reviewed; 2020	Patients exposed to COVID-19. 414 assigned to hydroxychloroquine 800 mg once followed by 600 mg daily for a total course of 5 days and 407 assigned to standard of care	Median age 40 ± 6.5, male 48.4%, hypertension 12.1%, diabetes 3.4%, asthma 7.6%, comorbidities 27.4%	NR	High for mortality and invasive mechanical ventilation; high for symptom resolution, infection and adverse events Notes: Significant loss of information that might have affected the study's results.	
Cavalcanti et al trial ; ¹¹⁰ Cavalcanti et al; peer-reviewed; 2020	Patients with moderate to severe COVID-19 infection. 159 assigned to hydroxychloroquine 400 mg twice a day for 7 days, 172 assigned to HCQ + AZT and 173	Mean age 50.3 ± 14.6, male 58.3%, hypertension 38.8%, diabetes 19.1%, chronic lung disease 1.8%, asthma 16%, coronary heart disease 0.8%, chronic kidney disease	Steroids 1.5%, ACE inhibitors 1.2%, ARBs 17.4%, NSAID 4.4%	Low for mortality and invasive mechanical ventilation; high for symptom resolution, infection and adverse events Notes: Non-blinded	

	assigned to standard of care	1.8%, cancer 2.9%, obesity 15.5%		study which might have introduced bias to symptoms and adverse events outcomes results.
Kamran SM et al trial ; ¹¹¹ Kamran et al; preprint; 2020	Patients with mild COVID-19 infection. 349 assigned to hydroxychloroquine 400 mg twice a day once then 200 mg twice a day for 4 days and 151 assigned to standard of care	Mean age 36 ± 11.2, male 93.2%, diabetes 3%, comorbidities 7.6%	NR	High for symptom resolution, infection and adverse events Notes: Non-blinded study. Concealment of allocation probably inappropriate.
COVID-19 PET trial ; ¹¹² Skipper et al; peer-reviewed; 2020	Patients with mild COVID-19 infection. 212 assigned to hydroxychloroquine 1400 mg once followed by 600 mg once a day for 5 days and 211 assigned to standard of care	Median age 40 ± 9, male 44%, hypertension 11%, diabetes 4%, chronic lung disease %, asthma 11%,	NR	Low for mortality and invasive mechanical ventilation; low for symptom resolution, infection and adverse events
BCN PEP CoV-2 trial ; ¹¹³ Mitja et al; preprint; 2020	Patients with mild COVID-19 infection. 136 assigned to hydroxychloroquine 800 mg once followed by 400 mg a day for 6 days and 157 assigned to standard of care	Mean age 41.6 ± 12.6, male 49%, comorbidities 53.2%	NR	High for symptom resolution, infection and adverse events Notes: Non-blinded study which might have introduced bias to symptoms and adverse events outcomes results.
Tang et al ; peer-reviewed; ¹¹⁴ 2020	Patients with mild to moderate COVID-19 infection. 75 assigned to hydroxychloroquine 1200 mg daily for three days followed by 800 mg daily to	Mean age 46.1 ± 14.7, male 54.7%, hypertension 6%, diabetes 14%, other comorbidities 31%	Steroids 7%, lopinavir-ritonavir 17%, umifenovir 47%, oseltamivir 11%, entecavir 1%, ATB 39%, ribavirin 47%	Low for mortality and invasive mechanical ventilation; high for symptom resolution, infection and adverse events Notes: Non-blinded

	complete 7 days and 75 assigned to standard of care			study which might have introduced bias to symptoms and adverse events outcome results.
Chen et al; ¹¹⁵ preprint; 2020	Patients with moderate COVID-19 infection. 31 assigned to hydroxychloroquine 200 mg twice a day for 5 days and 31 assigned to standard of care	Mean age 44 ± 15.3, male 46.8%,	ATB 100%, IVIG 100%, antivirals 100%	High for mortality and invasive mechanical ventilation; high for symptom resolution, infection and adverse events Notes: Non-blinded study. Concealment of allocation probably inappropriate.
Chen et al; ¹¹⁶ preprint; 2020	Patients with moderate COVID-19 infection. 18 assigned to hydroxychloroquine 200 mg twice a day for 10 days, 18 assigned to chloroquine and 12 assigned to standard of care	Mean age 47.4 ± 14.46, male 45.8%, hypertension 16.7%, diabetes 18.7%	NR	High for mortality and invasive mechanical ventilation; high for symptom resolution, infection and adverse events Notes: Non-blinded study. Concealment of allocation probably inappropriate.
Chen et al; ¹¹⁷ preprint; 2020	Patients with mild to severe COVID-19 infection. 21 assigned to hydroxychloroquine 400 mg twice on day one followed by 200 mg twice a day for 6 days and 12 assigned to standard of care	Mean age 32.9 ± 10.7, male 57.6%	NR	High for mortality and invasive mechanical ventilation; high for symptom resolution, infection and adverse events Notes: Non-blinded study. Concealment of allocation probably inappropriate.
HC-nCoV trial; ¹¹⁸ Jun et al; peer-	Patients with mild to severe COVID-19	Mean age 48.6 ± 3.7, male 0.7%, hypertension	Lopinavir-ritonavir 6.6%, umifenovir	High for mortality and invasive mechanical

reviewed; 2020	infection. 15 assigned to hydroxychloroquine 400 mg once a day for 5 days and 15 assigned to standard of care	26.6%, diabetes 6.6%, chronic lung disease 3.3%	73.3%, IFN 100%	ventilation; high for symptom resolution, infection and adverse events Notes: Non-blinded study. Concealment of allocation probably inappropriate.
Abd-Elsalam et al ; ¹¹⁹ peer-reviewed; 2020	Patients with mild to severe COVID-19 infection. 97 assigned to hydroxychloroquine 400 mg twice on day one followed by 200 mg tablets twice daily for 15 days and 97 assigned to standard of care	Mean age 40.7 ± 19.3, male 58.8%, chronic kidney disease 3.1%, obesity 61.9%, comorbidities 14.3%, liver disease 1%	NR	High for mortality and invasive mechanical ventilation; high for symptom resolution, infection and adverse events Notes: Non-blinded study. Concealment of allocation probably inappropriate.
COVID-19 PREP trial ; ¹²⁰ Rajasingham et al; peer-reviewed; 2020	Patients exposed to COVID-19. 989 assigned to hydroxychloroquine 400 mg twice in one day followed by 400 mg once weekly for 12 weeks or 400 mg twice weekly for 12 weeks and 494 assigned to standard of care	Median age 41 ± 15, male 49%, hypertension 14%, asthma 10%	NR	Low for infection and adverse events
TEACH trial ; ¹²¹ Ulrich et al; peer-reviewed; 2020	Patients with mild to moderate COVID-19. 67 assigned to hydroxychloroquine 800 mg on day 1 followed by 200 mg twice a day for 2 to 5 days and 61 assigned to standard of care	Mean age 66 ± 16.2, male 59.4%, hypertension 57.8%, diabetes 32%, chronic lung disease 7%, asthma 15.6%, coronary heart disease 26.6%, chronic kidney disease 7.8%, cerebrovascular disease	Steroids 10.2%, remdesivir 0.8%, lopinavir-ritonavir 0.8%, azithromycin 23.4%, convalescent plasma 13.3%	High for mortality and invasive mechanical ventilation; high for symptom resolution, infection and adverse events Notes: Concealment of allocation probably

		6.2%		inappropriate.
PrEP COVID trial ; ¹²² Grau-Pujol et al; preprint; 2020	Patients exposed to COVID-19. 142 assigned to hydroxychloroquine 400 mg daily for four days followed by 400 mg weekly for 6 months and 127 assigned to standard of care	Median age 39 ± 20, male 26.8%, hypertension 1.8%, diabetes 0.4%, chronic lung disease 2.6%	NR	Low for mortality and invasive mechanical ventilation; low for symptom resolution, infection and adverse events
PATCH trial ; ¹²³ Abella et al; peer-reviewed; 2020	Patients exposed to COVID-19. 64 assigned to hydroxychloroquine 600 mg a day for 8 weeks and 61 assigned to standard of care	Median age 33 ± 46, male 31%, hypertension 21%, diabetes 3%, asthma 17%	NR	Low for mortality and invasive mechanical ventilation; low for symptom resolution, infection and adverse events
WHO SOLIDARITY trial ; ¹²⁴ Pan et al; preprint; 2020	Patients with moderate to critical COVID-19. 947 assigned to hydroxychloroquine 800 mg once followed by 200 mg twice a day for 10 days and 906 assigned to standard of care	Age < 70 years 61%, male 62%, diabetes 25%, COPD 6%, asthma 5%, coronary heart disease 21%, chronic kidney disease %	Steroids 15.1%, convalescent plasma 0.5%, Anti IL6 2.1%	Low for mortality and invasive mechanical ventilation; some concerns for symptom resolution, infection and adverse events Notes: Non-blinded study which might have introduced bias to symptoms and adverse events outcomes results.
Davoodi et al ; ¹⁰⁰ peer-reviewed; 2020	Patients with moderate to severe COVID-19 infection. 30 assigned to Febuxostat 80 mg per day and 30 assigned to hydroxychloroquine	Mean age 57.7 ± 8.4, male 59%, hypertension NR%, diabetes 27.8%, chronic lung disease 1.9%	NR	High for mortality and invasive mechanical ventilation; high for symptom resolution, infection and adverse events Notes: Non-blinded study. Concealment of

				allocation probably inappropriate.	
COVID-19 PEP (University of Washington) trial ; Barnabas et al; ¹²⁵ Abstract; 2020	Patients exposed to COVID-19. 381 assigned to hydroxychloroquine 400 mg for three days followed by 200 mg for 11 days and 400 assigned to standard of care	Median age 39 ± 24, male 40%	NR	Low for symptom resolution, infection and adverse events	
PETAL trial , ¹²⁶ Self et al; peer-reviewed; 2020	Patients with moderate to severe COVID-19. 242 assigned to hydroxychloroquine 800 mg on day 1 followed for 200 mg twice a day for 5 days and 237 assigned to standard of care	Median age 58.5 ± 24.5, male 56%, hypertension 52.8%, diabetes 34.6%, COPD 8.1%, asthma %, coronary heart disease %, chronic kidney disease 8.8%,	Steroids 18.4%, remdesivir 21.7%, azithromycin 19%	Low for mortality and mechanical ventilation; low for symptom resolution, infection and adverse events	
HAHPS trial , ¹²⁷ Brown et al; peer-reviewed; 2020	Patients with moderate to critical COVID-19. 42 assigned to hydroxychloroquine 800 mg once followed by 200 mg twice a day for 5 days and 43 assigned to azithromycin	Median age 55 ± 23, male 61%, diabetes 26%, coronary heart disease 11%, chronic kidney disease 9%, cerebrovascular disease 8%, cancer 2%	Steroids 15%, remdesivir 11%, lopinavir-ritonavir 1%, tocilizumab 24%, convalescent plasma 24%	High for mortality and mechanical ventilation; high for symptom resolution, infection and adverse events Notes: Non-blinded study. Co-interventions were not balanced between study arms	
HYCOVID trial , ¹²⁸ Dubee et al; peer reviewed; 2020	Patients with mild to moderate COVID-19. 124 assigned to hydroxychloroquine 800 mg once followed by 400 mg a day for 8 days and 123 assigned to standard of care	Median age 77 ± 28, male 48.4%, hypertension 53.4%, diabetes 17.3%, COPD 11.2%, cerebrovascular disease 17.3%, obesity 27.7%	Steroids 9.6%, lopinavir-ritonavir 1.2%, azithromycin 8.4%	Low for mortality and mechanical ventilation; low for symptom resolution, infection and adverse events	

Q-PROTECT trial ; ¹²⁹ Omrani et al; peer-reviewed; 2020	Patients with mild COVID-19. 152 assigned to hydroxychloroquine 600 mg daily for 7 days and 152 assigned to hydroxychloroquine + azithromycin	Mean age 41 ± 16, male 98.4%,	NR	Low for mortality and mechanical ventilation; low for symptom resolution, infection and adverse events	
Dabbous et al ; ¹³⁰ peer reviewed; 2020	Patients with mild to moderate COVID-19. 44 assigned to favipiravir 3200 mg once followed by 600 mg twice a day for 10 days and 48 assigned to CQ	Mean age 35.5 ± 16.8, male 48.9%, comorbidities 18.4%	NR	High for mortality and mechanical ventilation; high for symptom resolution, infection and adverse events Notes: Non-blinded study. Concealment of allocation probably inappropriate.	
HYDRA trial ; ¹³¹ Hernandez-Cardenas et al; Preprint; 2020	Patients with severe to critical COVID-19. 106 assigned to HCQ 400 mg a day for 10 days and 108 assigned to SOC	Mean age 49.6 ± 12, male 75%, hypertension 16%, diabetes 47%, CHD 11%, CKD 0%, obesity 66%	Steroids 52.4%, lopinavir-ritonavir 30.4%, tocilizumab 2.5%, azithromycin 24.5%	Low for mortality and mechanical ventilation; low for symptom resolution, infection and adverse events	
COVID-19 Early Treatment trial ; ¹³² Johnston et al; peer-reviewed; 2020	Patients with mild COVID-19. 60 assigned to HCQ 800 mg once followed by 400 mg a day for 10 days, 65 assigned to HCQ + AZT 500 mg once followed by 250 mg a day for 5 days and 65 assigned to SOC	Median age 37 ±, male 43.3%, hypertension 20.9%, diabetes 11.6%, COPD 9.3%, asthma 1.6%, immunosuppressive therapy 0.8%, obesity 76%	NR	Low for mortality and mechanical ventilation; low for symptom resolution, infection and adverse events	
Purwati et al ; ¹³³ peer reviewed; 2020	Patients with mild to moderate COVID-19. 128 assigned to lopinavir-ritonavir	Median age 36.5 ± NR, male 95.3%,	NR	High for mortality and mechanical ventilation; high for symptom resolution, infection and	

	500/100 a day, 123 assigned to HCQ 200 mg a day and 119 to SOC			adverse events Notes: Non-blinded study. Concealment of allocation probably inappropriate.
Beltran et al ; ¹³⁴ Preprint; 2020	Patients with moderate to severe COVID-19. 33 assigned to HCQ 800 mg once followed by 400 mg a day for 5 days and 37 assigned to SOC	Mean age 54 ± 23.5, male 46.8%, hypertension 19.1%, diabetes 9.6%, COPD 1%, CHD 7.4%, cerebrovascular disease 5.3%	Steroids 9.6%, lopinavir-ritonavir 44.7%	High for mortality and mechanical ventilation; high for symptom resolution, infection and adverse events Notes: Non-blinded study. Concealment of allocation probably inappropriate.
PATCH 1 trial ; ¹³⁵ Amaravadi et al; Preprint; 2020	Patients with mild COVID-19 infection. 17 assigned to HCQ 400 mg a day and 17 assigned to SOC	Median age 53 ± 37, male 26%, hypertension 18%, diabetes 9%, asthma 12%	NR	Low for mortality and mechanical ventilation; high for symptom resolution, infection and adverse events Notes: Non-blinded study which might have introduced bias to symptoms and adverse events outcomes results.
Bermejo Galan et al ; ¹³⁶ peer reviewed; 2021	Patients with severe to critical COVID-19 infection. 53 assigned to ivermectin 42 mg and 115 assigned to HCQ or CQ	Mean age 53.4 ± 15.6, male 58.2%, hypertension 43.4%, diabetes 28.1%, COPD 5.3%, CKD 2.5%, cancer 3%, obesity 37.5%	Steroids 98%	Low for mortality and mechanical ventilation; low for symptom resolution, infection and adverse events
Sect et al ; ¹³⁷ peer reviewed; 2021	Patients exposed to COVID-19 infection. 432 assigned to HCQ 400 mg once followed by 200 mg a day for 42 days and 619 assigned	Mean age 33, male 100%, hypertension 1%, diabetes 0.3%	NR	Low for mortality and mechanical ventilation; high for symptom resolution, infection and adverse events

	to SOC (vitamin C)			Notes: Non-blinded study which might have introduced bias to symptoms and adverse events outcomes results.
TOGETHER trial ; ¹³⁸ Reis et al; peer reviewed; 2021	Patients with mild to moderate COVID-19 infection. 214 assigned to HCQ 800 mg once followed by 400 mg a day for 9 days and 227 assigned to SOC	Mean age 53, male 45%, hypertension 49.3%, diabetes 19.4%, COPD 2.5%, asthma 8.6%, CHD 3.9%, CKD 0.7%, cancer 1.2%, obesity 34.2%	NR	Low for mortality and mechanical ventilation; low for symptom resolution, infection and adverse events
CLOROTRIAL trial ; ¹³⁹ Réa-Neto et al; peer reviewed; 2021	Patients with severe to critical COVID-19 infection. 53 assigned to HCQ 800 mg once followed by 400 mg a day for 5 days and 52 assigned to SOC	Median age 53 ± , male 66.7%, hypertension 38.1%, diabetes 25.7%, COPD 8.6%, immunosuppressive therapy 5.7%	Steroids 72.4%, azithromycin 89.5%	High for mortality and mechanical ventilation; high for symptom resolution, infection and adverse events Notes: Non-blinded study. Concealment of allocation probably inappropriate.
CHEER trial ; ¹⁴⁰ Syed et al; preprint; 2021	Health care workers exposed to COVID-19 infection. 154 assigned to HCQ 200-400 mg once a week to three weeks and 46 assigned to SOC	Mean age 30.6 ± 8, male 54.5%, hypertension 4.5%, diabetes 3.5%	NR	High for mortality and mechanical ventilation; high for symptom resolution, infection and adverse events Notes: Non-blinded study. Concealment of allocation probably inappropriate.

Hyperbaric oxygen

Uncertainty in potential benefits and harms. Further research is needed.

Study; publication status	Patients and interventions analyzed	Comorbidities	Additional interventions	Risk of bias and study limitations	Interventions effects vs standard of care and GRADE certainty of the evidence
RCT					
Hadanny et al. ¹⁴¹ preprint; 2021	Patients with severe to critical COVID-19 infection. 20 assigned to hyperbaric Oxygen two sessions a day for 4 days and 9 assigned to SOC	Median age 65.4 ± 7.8, male 60%, hypertension 72%, diabetes 60%, COPD %, asthma 8%, CHD 24%, cancer 4%, obesity 8%	Steroids 92%, tocilizumab 24%, convalescent plasma 80%	High for mortality and mechanical ventilation; High for symptom resolution, infection and adverse events Notes: Blinding and concealment probably inappropriate	<p>Mortality: Very low certainty ⊕○○○</p> <p>Invasive mechanical ventilation: Very low certainty ⊕○○○</p> <p>Symptom resolution or improvement: Very low certainty ⊕○○○</p> <p>Symptomatic infection (prophylaxis studies): No information</p> <p>Adverse events: No information</p> <p>Hospitalization: No information</p>

Icatibant / iC1e/K

Uncertainty in potential benefits and harms. Further research is needed.

Study; publication status	Patients and interventions analyzed	Comorbidities	Additional interventions	Risk of bias and study limitations	Interventions effects vs standard of care and GRADE certainty of the evidence
RCT					
Mansour et al. ¹⁴² preprint; 2020	Patients with moderate to severe	Mean age 51.6 ± 11.5, male 53.3%,	NR	Low for mortality and invasive mechanical	<p>Mortality: Very low certainty ⊕○○○</p>

	COVID-19 infection. 10 assigned to 30 mg every 8 hours for 4 days, and 10 assigned to iC1e/K	hypertension 50%, diabetes 46.7%, asthma 3.3%, obesity 43.3%		ventilation; high for symptom resolution, infection and adverse events Notes: Non-blinded study which might have introduced bias to symptoms and adverse events outcomes results.	<p>Invasive mechanical ventilation: No information</p> <p>Symptom resolution or improvement: No information</p> <p>Symptomatic infection (prophylaxis studies): No information</p> <p>Adverse events: No information</p> <p>Hospitalization: No information</p>
--	--	--	--	--	--

IFX-1

Uncertainty in potential benefits and harms. Further research is needed.

Study; publication status	Patients and interventions analyzed	Comorbidities	Additional interventions	Risk of bias and study limitations	Interventions effects vs standard of care and GRADE certainty of the evidence
---------------------------	-------------------------------------	---------------	--------------------------	------------------------------------	---

RCT

Vlaar et al. ¹⁴³ peer-reviewed; 2020	Patients with severe COVID-19 infection. 15 assigned to IFX-1 800 mg IV with a maximum of seven doses and 15 assigned to standard of care	Mean age 60 ± 9, male 73%, hypertension 30%, diabetes 27%, obesity 20%	NR	High for mortality and invasive mechanical ventilation; high for symptom resolution, infection and adverse events Notes: Non-blinded study. Concealment of allocation probably inappropriate.	<p>Mortality: Very low certainty ⊕○○○</p> <p>Invasive mechanical ventilation: No information</p> <p>Symptom resolution or improvement: No information</p> <p>Symptomatic infection (prophylaxis studies): No information</p>
---	---	--	----	--	--

					Adverse events: Very low certainty ⊕○○○ Hospitalization: No information
INM005 (polyclonal fragments of equine antibodies) INM005 may not improve symptom resolution and may not increase severe adverse events. Further research is needed.					
Study; publication status	Patients and interventions analyzed	Comorbidities	Additional interventions	Risk of bias and study limitations	Interventions effects vs standard of care and GRADE certainty of the evidence
RCT					
Lopardo et al. ¹⁴⁴ peer reviewed; 2020	Patients with moderate to severe COVID-19. 118 assigned to INM005 4 mg/kg in two doses on days 1 and 3 and 123 assigned to SOC	Mean age 53.8 ± 12.5, male 65.1%, comorbidities 80%	Steroids 57.2%	Low for mortality and mechanical ventilation; low for symptom resolution, infection and adverse events Notes: Symptom resolution was reported as a composite outcome with hospital discharge. In the original protocol the outcome was not a composite.	Mortality: Very low certainty ⊕○○○ Invasive mechanical ventilation: Very low certainty ⊕○○○ Symptom resolution or improvement: RR 1.06 (95%CI 0.96 to 1.66); RD 3.6% (95%CI -2.4% to 10.3%); Low certainty ⊕⊕○○ Symptomatic infection (prophylaxis studies): No information Adverse events: RR 0.66 (95%CI 0.37 to 1.18); RD -3.5% (95%CI -6.4% to 1.8%); Low certainty ⊕⊕○○ Hospitalization: No information

Interferon alpha-2b and Interferon gamma

Uncertainty in potential benefits and harms. Further research is needed.

Study; publication status	Patients and interventions analyzed	Comorbidities	Additional interventions	Risk of bias and study limitations	Interventions effects vs standard of care and GRADE certainty of the evidence
RCT					
ESPERANZA trial ; ¹⁴⁵ Esquivel-Moynelo et al; preprint; 2020	Patients with mild to moderate COVID-19 infection. 30 assigned to interferon alpha-2b plus interferon gamma twice a week for two weeks (standard care) and 33 assigned to interferon alpha-2b three times a week (IM)	Median age 38 ± 63, male 54%, hypertension 22.2%, diabetes 4.7%, asthma 6.3%, coronary heart disease 6.3%, any comorbidities 50.8%	Hydroxychloroquine 100%, lopinavir-ritonavir 100%, antibiotics 100%	High for mortality and invasive mechanical ventilation; high for symptom resolution, infection and adverse events Notes: Non-blinded study. Concealment of allocation probably inappropriate.	Mortality: No information Invasive mechanical ventilation: No information Symptom resolution or improvement: No information Symptomatic infection (prophylaxis studies): No information Adverse events: No information Hospitalization: No information

Interferon beta-1a

IFN beta-1a probably does not reduce mortality nor invasive mechanical ventilation requirements. Inhaled interferon beta-1a may improve time to symptom resolution.

Study; publication status	Patients and interventions analyzed	Comorbidities	Additional interventions	Risk of bias and study limitations	Interventions effects vs standard of care and GRADE certainty of the evidence
RCT					
Davoudi-Monfared et al ; ¹⁴⁶ preprint; 2020	Patients with severe COVID-19 infection. 42 assigned to	Mean age 57.7 ± 15, male 54.3%, hypertension 38.3%,	Steroids 53%, hydroxychloroquine 97.5%, azithromycin	High for mortality and invasive mechanical ventilation; high for	Mortality: RR 1.04 (95%CI 0.88 to 1.23); RD 0.6% (95%CI -1.9% to

	interferon beta-1a 44 µg subcutaneous, three times a week and 39 assigned to standard of care	diabetes 27.2%, chronic lung disease 1.2%, asthma 1.2%, coronary heart disease 28.4%, chronic kidney disease 3.7%, cancer 11.1%	14.8%, ATB 81%, immunoglobulin 30.8%	symptom resolution, infection and adverse events Notes: Non-blinded study. Concealment of allocation probably inappropriate.	3.7%); Moderate certainty ⊕⊕⊕○ Invasive mechanical ventilation: RR 0.98 (95%CI 0.83 to 1.16); RD -0.3% (95%CI -2.9% to 2.8%); Moderate certainty ⊕⊕⊕○
WHO SOLIDARITY ; ¹²⁴ Pan et al; preprint; 2020	Patients with moderate to critical COVID-19. 2050 assigned to Interferon beta-1a three doses over six days of 44µg and 2050 assigned to standard of care	Age < 70 years 61%, male 62%, hypertension %, diabetes 25%, COPD 6%, asthma 5%, coronary heart disease 21%,	Steroids 15.1%, convalescent plasma 0.5%, Anti IL6 2.1%	Low for mortality and invasive mechanical ventilation; some concerns for symptom resolution, infection and adverse events Notes: Non-blinded study which might have introduced bias to symptoms and adverse events outcomes results.	Symptom resolution or improvement: HR 1.1 (95%CI 0.64 to 1.87); RD 6% (95%CI -21.8% to 52.7%); Very low certainty ⊕○○○ Symptomatic infection (prophylaxis studies): No information
COVIFERON trial ; ¹⁴⁷ Darazam et al; Preprint; 2020	Patients with severe to critical COVID-19 infection. 20 assigned to interferon beta-1a 44 micrograms on days 1, 3 and 6, 20 assigned to interferon beta-1b 0.25 mg on days 1, 3 and 6 and 20 assigned to SOC	Mean age 69 ± 27, male 51.7%, hypertension 33.3%, diabetes 23.3%, CHD 16.3%, CKD 8.3%, cancer 1.7%,	Hydroxychloroquine 100%, lopinavir-ritonavir 100%	Low for mortality and mechanical ventilation; high for symptom resolution, infection and adverse events Notes: Non-blinded study which might have introduced bias to symptoms and adverse events outcomes results.	Adverse events: No information Hospitalization: No information
Darazam et al ; ¹⁴⁸ Preprint; 2020	Patients with severe to critical COVID-19. 85 assigned to interferon beta-1a 88 micrograms on days 1, 3 and 6 and 83 assigned to interferon beta-1a 44 micrograms on days 1, 3 and 6	Mean age 59.8 ± 16.5, male 61.9%, hypertension 37.3%, diabetes 26.8%, COPD 1.2%, asthma 1.8%, CHD 18.7%, CKD 8.3%, cerebrovascular disease 5.4%, cancer 0.6%	Steroids 1.1%, lopinavir-ritonavir 100%	Low for mortality and mechanical ventilation; High for symptom resolution, infection and adverse events Notes: Non-blinded study which might have introduced bias to	

				symptoms and adverse events outcomes results.	
Monk P et al , ¹⁴⁹ et al; peer-reviewed; 2020	Patients with mild to severe COVID-19. 48 assigned to Interferon beta-1a nebulized once a day for 15 days and 50 assigned to standard of care	Mean age 57.1 ± 13.2, male 59.2%, hypertension 54.7%, diabetes 22.6%, COPD 44.2%, asthma %, coronary heart disease 24.5%	NR	Low for mortality and mechanical ventilation; low for symptom resolution, infection and adverse events	<p>Mortality: Very low certainty ⊕○○○</p> <p>Invasive mechanical ventilation: Very low certainty ⊕○○○</p> <p>Symptom resolution or improvement: HR 2.19 (95%CI 1.03 to 4.69); RD 26.4% (95%CI 1.1% to 38.1%); Low certainty ⊕⊕○○</p> <p>Symptomatic infection (prophylaxis studies): No information</p> <p>Adverse events: Very low certainty ⊕○○○</p> <p>Hospitalization: No information</p>

Interferon beta-1b

Uncertainty in potential benefits and harms. Further research is needed.

Study; publication status	Patients and interventions analyzed	Comorbidities	Additional interventions	Risk of bias and study limitations	Interventions effects vs standard of care and GRADE certainty of the evidence
---------------------------	-------------------------------------	---------------	--------------------------	------------------------------------	---

RCT

Rahmani et al , ¹⁵⁰ peer-reviewed; 2020	Patients with severe COVID-19. 33 assigned to Interferon beta-1b 250 mcg subcutaneously every	Median age 60 ± 10.5, male 59%, hypertension 40.9%, diabetes 31.8%, chronic lung disease 4.5%, asthma NR%,	Steroids 21.2%, ATB 51.5%, antivirals 100%	High for mortality and invasive mechanical ventilation; high for symptom resolution, infection and adverse	<p>Mortality: Very low certainty ⊕○○○</p> <p>Invasive mechanical ventilation: Very</p>
--	---	--	--	--	--

	other day for two consecutive weeks and 33 assigned to standard of care	coronary heart disease 30.3%, chronic kidney disease NR%, cerebrovascular disease NR%, immunosuppression NR%, cancer 3%, obesity NR%		events Notes: Non-blinded study. Concealment of allocation probably inappropriate.	low certainty ⊕○○○ Symptom resolution or improvement: Very low certainty ⊕○○○ Symptomatic infection (prophylaxis studies): No information Adverse events: No information Hospitalization: No information
COVIFERON trial ; ¹⁴⁷ Darazam et al; Preprint; 2020	Patients with severe to critical COVID-19 infection. 20 assigned to interferon beta-1a 44 micrograms on days 1, 3 and 6, 20 assigned to interferon beta-1b 0.25 mg on days 1, 3 and 6 and 20 assigned to SOC	Mean age 69 ± 27, male 51.7%, hypertension 33.3%, diabetes 23.3%, CHD 16.3%, CKD 8.3%, cancer 1.7%,	Hydroxychloroquine 100%, lopinavir-ritonavir 100%	Low for mortality and mechanical ventilation; high for symptom resolution, infection and adverse events Notes: Non-blinded study which might have introduced bias to symptoms and adverse events outcomes results.	

Interferon gamma

Uncertainty in potential benefits and harms. Further research is needed.

Study; publication status	Patients and interventions analyzed	Comorbidities	Additional interventions	Risk of bias and study limitations	Interventions effects vs standard of care and GRADE certainty of the evidence
---------------------------	-------------------------------------	---------------	--------------------------	------------------------------------	---

RCT

Myasnikov et al ; ¹⁵¹ Peer reviewed; 2021	Patients with moderate COVID-19 infection. 18 assigned to Interferon Gamma 500000 IU a day for 5 days and 18 assigned to SOC	Mean age 63 ± 12, male 44%	NR	High for mortality and mechanical ventilation; High for symptom resolution, infection and adverse events Notes: Non-blinded study. Concealment of allocation probably inappropriate.	Mortality: No information Invasive mechanical ventilation: No information Symptom resolution or improvement: No information Symptomatic infection (prophylaxis
--	--	----------------------------	----	---	---

					studies): No information Adverse events: No information Hospitalization: No information
--	--	--	--	--	--

Interferon kappa plus TFF2

Uncertainty in potential benefits and harms. Further research is needed.

Study; publication status	Patients and interventions analyzed	Comorbidities	Additional interventions	Risk of bias and study limitations	Interventions effects vs standard of care and GRADE certainty of the evidence
---------------------------	-------------------------------------	---------------	--------------------------	------------------------------------	---

RCT

Fu et al. ¹⁵² peer-reviewed; 2020	Patients with moderate COVID-19. 40 assigned to interferon kappa plus TFF2 5 mg/2 mg once a day for six days and 40 assigned to standard of care	Mean age 35.2 ± 11.2, male 63.7%, hypertension 5%, diabetes 3.7%	NR	High for mortality and invasive mechanical ventilation; high for symptom resolution, infection and adverse events Notes: Non-blinded study. Concealment of allocation probably inappropriate.	Mortality: Very low certainty ⊕○○○ Invasive mechanical ventilation: No information Symptom resolution or improvement: No information Symptomatic infection (prophylaxis studies): No information Adverse events: Very low certainty ⊕○○○ Hospitalization: No information
--	--	--	----	--	---

Iota-Carrageenan

Uncertainty in potential benefits and harms. Further research is needed.

Study; publication	Patients and interventions	Comorbidities	Additional interventions	Risk of bias and study limitations	Interventions effects vs standard
--------------------	----------------------------	---------------	--------------------------	------------------------------------	-----------------------------------

status	analyzed				of care and GRADE certainty of the evidence
RCT					
IVERCAR-TUC trial ; ¹⁵³ Chahla et al; Preprint; 2020	Patients exposed to COVID-19. 117 assigned to ivermectin +Iota-Carrageenan 12 mg a week + 6 sprays a day for 4 weeks and 117 assigned to SOC	Median age 38 ± 12.5, male 42.7%, hypertension 9%, diabetes, 7.3%, CKD 2.1%, obesity 11.9%	NR	High for mortality and mechanical ventilation; high for symptom resolution, infection and adverse events Notes: Non-blinded study. Concealment of allocation probably inappropriate.	Mortality: Very low certainty ⊕○○○ Invasive mechanical ventilation: No information Symptom resolution or improvement: No information
CARR-COV-02 trial ; ¹⁵⁴ Figueroa et al; preprint; 2021	Patients exposed to COVID-19 infection. 196 assigned to Iota-Carrageenan 1 puff four times a day for 21 days and 198 assigned to SOC	Mean age 38.6 ± 9.6, male 24.8%, hypertension 4.8%, diabetes 0.2%, COPD 3.3%, cancer 0%, obesity 5%	NR	Low for mortality and mechanical ventilation; High for symptom resolution, infection and adverse events Notes: Non-blinded study which might have introduced bias to symptoms and adverse events outcomes results.	Symptomatic infection (prophylaxis studies): Very low certainty ⊕○○○ Adverse events: Very low certainty ⊕○○○ Hospitalization: Very low certainty ⊕○○○
Itolizumab Uncertainty in potential benefits and harms. Further research is needed.					
Study; publication status	Patients and interventions analyzed	Comorbidities	Additional interventions	Risk of bias and study limitations	Interventions effects vs standard of care and GRADE certainty of the evidence
RCT					
ITOLI-C19-02-I-00 trial ; ¹⁵⁵ Kumar et al; preprint; 2020	Patients with severe COVID-19. 20 assigned to itolizumab 1.6 mg/kg once followed by 0.8 mg/kg weekly and 10 assigned	Mean age 49 ± 13, male 86.6%, hypertension 20%,	Nr	High for mortality and mechanical ventilation; high for symptom resolution, infection and adverse events Notes: Non-blinded	Mortality: Very low certainty ⊕○○○ Invasive mechanical ventilation: Very low certainty ⊕○○○

	to standard of care			study. Concealment of allocation probably inappropriate.	<p>Symptom resolution or improvement: No information</p> <p>Symptomatic infection (prophylaxis studies): No information</p> <p>Adverse events: Very low certainty ⊕○○○</p> <p>Hospitalization: No information</p>
--	---------------------	--	--	--	---

Ivermectin

Ivermectin may not reduce mortality and probably does not improve time to symptom resolution. It is uncertain if it affects mechanical ventilation requirements, symptomatic infection as prophylaxis or severe adverse events.

Study; publication status	Patients and interventions analyzed	Comorbidities	Additional interventions	Risk of bias and study limitations	Interventions effects vs standard of care and GRADE certainty of the evidence
---------------------------	-------------------------------------	---------------	--------------------------	------------------------------------	---

RCT

Zagazig University trial ; ¹⁵⁶ Shouman et al; Other; 2020	Patients exposed to COVID-19. 203 assigned to ivermectin 15 to 24 mg and 101 assigned to standard of care	Mean age 38.72 ± 15.94, male 51.3%, hypertension 10.2%, diabetes 8.1%, CKD 1%, asthma 2.7%	NR	High for mortality and invasive mechanical ventilation; high for symptom resolution, infection and adverse events Notes: Non-blinded study. Concealment of allocation probably inappropriate.	<p>Mortality: RR 0.94 (95%CI 0.51 to 1.73); RD -0.96% (95%CI -7.8% to 11.7%); Low certainty ⊕⊕○○</p> <p>Invasive mechanical ventilation: RR 1.01 (95%CI 0.58 to 1.78); RD 0.2% (95%CI -7.3% to 13.5%); Very low certainty ⊕○○○</p>
Chowdhury et al ; ¹⁵⁷ preprint; 2020	Patients with mild to moderate COVID-19. 60 assigned to ivermectin plus doxycycline 200	Mean age 33.9 ± 14.1, male 72.4%	NR	High for mortality and invasive mechanical ventilation; high for symptom resolution, infection and adverse	<p>Symptom resolution or improvement: RR 1 (95%CI 0.9 to 1.11); RD 0% (95%CI -6%</p>

	µgm/kg single dose + 100 mg BID for 10 days and 56 assigned to hydroxychloroquine plus azithromycin			events Notes: Non-blinded study. Concealment of allocation probably inappropriate.	to 6.6%); Moderate certainty ⊕⊕⊕○ Symptomatic infection (prophylaxis studies): RR 0.14 (95%CI 0.09 to 0.21); RD -15% (95%CI -13.7% to -15.8%); Very low certainty ⊕○○○
Podder et al ; ¹⁵⁸ peer-reviewed; 2020	Patients with mild to moderate COVID-19. 32 assigned to ivermectin 200 µgm/kg once and 30 assigned to standard of care	Mean age 39.16 ± 12.07, male 71%	NR	High for mortality and invasive mechanical ventilation; high for symptom resolution, infection and adverse events Notes: Non-blinded study. Concealment of allocation probably inappropriate.	Adverse events: RR 1.04 (95%CI 0.32 to 3.38); RD 0.4% (95%CI -6.9% to 24.2%); Very low certainty ⊕○○○ Hospitalization: RR 0.66 (95%CI 0.69 to 2.30); RD 2.5% (95%CI -6% to 9.6%); Very low certainty ⊕○○○
Hashim HA et al (Alkarkh Health Directorate- Baghdad) trial ; ¹⁵⁹ Hashim et al; preprint; 2020	Patients with mild to critical COVID-19. 70 assigned to ivermectin plus doxycycline 200 µgm/kg two or three doses + 100 mg twice a day for 5 to 10 days and 70 assigned to standard of care	Mean age 48.7 ± 8.6, male %	Steroids 100%, azithromycin 100%,	High for mortality and mechanical ventilation; high for symptom resolution, infection and adverse events Notes: Non-blinded study. Concealment of allocation probably inappropriate.	
Mahmud et al ; ¹⁶⁰ ; Other; 2020	Patients with mild to moderate COVID-19. 183 assigned to ivermectin plus doxycycline 12 mg once + 100 mg twice a day for 5 days and 180 assigned to standard of care	Mean age 39.6 ± 13.2, male 58.8%,	NR	High for mortality and mechanical ventilation; high for symptom resolution, infection and adverse events Notes: Concealment of allocation probably inappropriate.	
Elgazzar et al (mild) ; ¹⁶¹ preprint; 2020	Patients with mild to moderate COVID-19. 100 assigned to	Mean age 55.2 ± 19.8, male 69.5%, hypertension 11.5%,	NR	High for mortality and mechanical ventilation; high for symptom	

	ivermectin 400 µgm/kg once for 4 days and 100 assigned to hydroxychloroquine	diabetes 14.5%, COPD %, asthma 5.5%, coronary heart disease 4%, chronic kidney disease %		resolution, infection and adverse events Notes: Non-blinded study. Concealment of allocation probably inappropriate.
Elgazzar et al (severe); ¹⁶¹ preprint; 2020	Patients with severe COVID-19. 100 assigned to ivermectin 400 µgm/kg once for 4 days and 100 assigned to hydroxychloroquine	Mean age 58.9 ± 19.5, male 71%, hypertension 16%, diabetes 20%, COPD %, asthma 13%, coronary heart disease 7.5%	NR	High for mortality and mechanical ventilation; high for symptom resolution, infection and adverse events Notes: Non-blinded study. Concealment of allocation probably inappropriate.
Elgazzar et al (prophylaxis); ¹⁶¹ preprint; 2020	Patients exposed to COVID-19. 100 assigned to ivermectin 400 µgm/kg twice (second dose after one week) and 100 assigned to standard of care	NR	NR	High for mortality and mechanical ventilation; high for symptom resolution, infection and adverse events Notes: Non-blinded study. Concealment of allocation probably inappropriate.
Krolewiecki et al ; ¹⁵⁶ preprint; 2020	Patients with moderate to severe COVID-19. 20 assigned to ivermectin 0.6 mg/kg for 5 days and 12 assigned to standard of care	Mean age 40.2 ± 12, male 55.5%, hypertension 13.3%, diabetes 15.5%, COPD 11.1%	NR	Low for mortality and mechanical ventilation; high for symptom resolution, infection and adverse events Notes: Non-blinded study which might have introduced bias to symptoms and adverse events outcomes results.
Niaee et al ; ¹⁶³	Patients with mild to	Median age 67 ± 22,	NR	Some concerns for

preprint; 2020	severe COVID-19. 120 assigned to ivermectin 200-800 microg/kg and 60 assigned to standard of care	male 50%		mortality and mechanical ventilation; Some concerns for symptom resolution, infection and adverse events Notes: Concealment of allocation possibly inappropriate.
Ahmed et al ; ¹⁶⁴ peer-reviewed; 2020	Patients with mild COVID-19. 55 assigned to ivermectin 12 mg a day for 5 days +/- doxycycline and 23 assigned to standard of care	Mean age 42, male 46%,	NR	High for mortality and mechanical ventilation; high for symptom resolution, infection and adverse events Notes: Concealment of allocation probably inappropriate.
SAINT trial ; ¹⁶⁵ Chaccour et al; Peer reviewed; 2020	Patients Mild (early within 3 days of onset) COVID-19. 12 assigned to ivermectin 400 microg/kg and 12 assigned to SOC	Median age 26 ± 36, male 50%,	NR	Low for mortality and mechanical ventilation; low for symptom resolution, infection and adverse events
Cachar et al ; ¹⁶⁶ peer-reviewed; 2020	Patients with mild COVID-19. 25 assigned to ivermectin 36 mg once and 25 assigned to SOC	Mean age 40.6 ± 17, male 62%, hypertension 26%, diabetes 40%, obesity 12%	NR	High for mortality and mechanical ventilation; High for symptom resolution, infection and adverse events Notes: Non-blinded study. Concealment of allocation probably inappropriate.
Babalola et al ; ¹⁶⁷ Preprint; 2020	Patients with mild to severe COVID-19. 42 assigned to ivermectin 12 to 24 mg a week for	Mean age 44.1 ± 14.7, male 69.4%, hypertension 14.5%, diabetes 3.2%,	Steroids 3.2%	High for mortality and mechanical ventilation; High for symptom resolution, infection and

	2 weeks and 20 assigned to lopinavir-ritonavir			adverse events Notes: Concealment of allocation and blinding probably inappropriate.
Kirti et al ; ¹⁶⁸ Preprint; 2020	Patients with mild to moderate COVID-19. 55 assigned to ivermectin 24 mg divided in two doses and 57 assigned to SOC	Mean age 52.5 ± 14.7, male 72.3%, hypertension 34.8%, diabetes 35.7%, COPD 0.9%, asthma 0.9%, CHD 8.9%, CKD 2.7%, cerebrovascular disease 0%, cancer 5.4%, obesity %	Steroids 100%, remdesivir 20.5%, hydroxychloroquine 100%, tocilizumab 6.3%, convalescent plasma 13.4%	Low for mortality and mechanical ventilation; low for symptom resolution, infection and adverse events
IVERCAR-TUC trial ; ¹⁵³ Chahla et al; Preprint; 2020	Patients exposed to COVID-19. 117 assigned to ivermectin + iota-carrageenan 12 mg a week + 6 sprays a day for 4 weeks and 117 assigned to SOC	Median age 38 ± 12.5, male 42.7%, hypertension 9%, diabetes, 7.3%, CKD 2.1%, obesity 11.9%	NR	High for mortality and mechanical ventilation; high for symptom resolution, infection and adverse events Notes: Non-blinded study. Concealment of allocation probably inappropriate.
Mohan et al ; ¹⁶⁹ Unpublished; 2020	Patients with mild to moderate COVID-19 assigned to ivermectin 0.2-0.4 mg/kg once or SOC	NR	NR	High for mortality and mechanical ventilation; High for symptom resolution, infection and adverse events Notes: Non-blinded study. Concealment of allocation probably inappropriate. RoB assessment from secondary sources as publication not available.
Shahbaznejad et	Patients with	Mean age 46.4 ± 22.5,	Chloroquine 75.4%,	Low for mortality and

al ; ¹⁷⁰ peer reviewed; 2020	moderate to severe COVID-19 infection. 35 assigned to ivermectin 0.2 mg/kg once and 34 assigned to SOC	male 50.7%	lopinavir-ritonavir 79.7%, azithromycin 57.9%,	mechanical ventilation; Low for symptom resolution, infection and adverse events	
Spoorthi et al ; ¹⁶⁹ Unpublished; 2020	Patients with mild to moderate COVID-19 assigned to ivermectin 0.2 mg/kg once or SOC	NR	NR	High for mortality and mechanical ventilation; high for symptom resolution, infection and adverse events Notes: Non-blinded study. Concealment of allocation probably inappropriate. RoB assessment from secondary sources as publication not available.	
Raad et al ; ¹⁶⁹ Unpublished; 2020	Patients with mild COVID-19. 100 assigned to ivermectin 0.2 mg/kg once and assigned to SOC	NR	NR	High for mortality and mechanical ventilation; high for symptom resolution, infection and adverse events Notes: Concealment of allocation probably inappropriate. RoB assessment from secondary sources as publication not available.	
Bukhari et al ; ¹⁷¹ Preprint; 2020	Patients with mild to moderate COVID-19. 45 assigned to ivermectin 12 mg once and 41 assigned to SOC	NR	NR	High for mortality and mechanical ventilation; high for symptom resolution, infection and adverse events Notes: Non-blinded	

				study. Concealment of allocation probably inappropriate.	
Okumus et al ; ¹⁷² Preprint; 2021	Patients with severe COVID-19. 30 assigned to ivermectin 0.2 mg/kg for 5 days and 30 assigned to SOC	Mean age 62 ± 12, male 66%, hypertension 21.6%, diabetes 45%, COPD 1.6%, CHD 1.6%, cancer 1.6%	NR	High for mortality and mechanical ventilation; high for symptom resolution, infection and adverse events Notes: Non-blinded study. Concealment of allocation probably inappropriate.	
Beltran et al ; ¹³⁴ Preprint; 2021	Patients with moderate to severe COVID-19. 36 assigned to ivermectin 12-18 mg once and 37 assigned to SOC	Mean age 54 ± 23.5, male 46.8%, hypertension 19.1%, diabetes 9.6%, COPD 1%, CHD 7.4%, cerebrovascular disease 5.3%	Steroids 9.6%, lopinavir-ritonavir 44.7%	High for mortality and mechanical ventilation; high for symptom resolution, infection and adverse events Notes: Concealment of allocation probably inappropriate.	
Lopez-Medina et al ; ¹⁷³ Peer reviewed; 2021	Patients with mild to moderate COVID-19 infection. 200 assigned to ivermectin 300 µg/kg a day for 5 days and 198 assigned to SOC	Median age 37 ± 19, male 42%, hypertension 13.4%, diabetes 5.5%, COPD 3%, CHD 1.7%, cancer %, obesity 18.9%	Steroids 4.5%	Low for mortality and mechanical ventilation; Low for symptom resolution, infection and adverse events	
Bermejo Galan et al ; ¹³⁶ peer reviewed; 2021	Patients with severe to critical COVID-19 infection. 53 assigned to ivermectin 42 mg and 115 assigned to HCQ or CQ	Mean age 53.4 ± 15.6, male 58.2%, hypertension 43.4%, diabetes 28.1%, COPD 5.3%, CKD 2.5%, cancer 3%, obesity 37.5%	Steroids 98%	Low for mortality and mechanical ventilation; Low for symptom resolution, infection and adverse events	
Pott-Junior et al ; ¹⁷⁴ Peer reviewed; 2021	Patients with moderate to critical COVID-19 infection.	Mean age 49.4 ± 14.6, male 45.2%	Steroids 32.3%,	Low for mortality and mechanical ventilation; High for symptom	

	27 assigned to ivermectin 100 to 400 mcg/kg and 4 assigned to SOC			resolution, infection and adverse events Notes: Non-blinded study which might have introduced bias to symptoms and adverse events outcomes results.	
Kishoria et al ; ¹⁷⁵ other; 2021	Patients with moderate to severe COVID-19 infection. 19 assigned to ivermectin 12 mg and 16 assigned to SOC	Mean age 38, male 66%	Hydroxychloroquine 100%	Low for mortality and mechanical ventilation; High for symptom resolution, infection and adverse events Notes: Non-blinded study which might have introduced bias to symptoms and adverse events outcomes results.	
Seet et al ; ¹³⁷ peer reviewed; 2021	Patients exposed to COVID-19 infection. 617 assigned to ivermectin 12 mg once and 619 assigned to SOC (vitamin C)	Mean age 33, male 100%, hypertension 1%, diabetes 0.3%	NR	Low for mortality and mechanical ventilation; High for symptom resolution, infection and adverse events Notes: Non-blinded study which might have introduced bias to symptoms and adverse events outcomes results.	

Intravenous immunoglobulin (IVIG)

Uncertainty in potential benefits and harms. Further research is needed.

Study; publication status	Patients and interventions analyzed	Comorbidities	Additional interventions	Risk of bias and study limitations	Interventions effects vs standard of care and GRADE certainty of the evidence
RCT					
Sakoulas et al ; ¹⁷⁶	Patients with severe	Mean age 54 ± NR,	Steroids 78.7%,	High for mortality and	Mortality: Very low

preprint; 2020	COVID-19 infection. 16 assigned to IVIG 0.5 g/kg/day for 3 days and 17 assigned to standard of care	male 60.6%, hypertension 33.3%, diabetes 36.3%, chronic lung disease 12%, coronary heart disease 3%, chronic kidney disease 3%, immunosuppression 3%	remdesivir 51.5%, convalescent plasma 15.2%	invasive mechanical ventilation; high for symptom resolution, infection and adverse events Notes: Non-blinded study. Concealment of allocation probably inappropriate.	certainty ⊕○○○ Invasive mechanical ventilation: Very low certainty ⊕○○○ Symptom resolution or improvement: No information
Gharebaghi et al. ¹⁷⁷ preprint; 2020	Patients with severe to critical COVID-19. 30 assigned to IVIG 5 gr a day for 3 days and 29 assigned to standard of care	Mean age 56 ± 16, male 69.5%, hypertension 22%, diabetes 27.1%, chronic lung disease 3.3%,	NR	Some concerns for mortality and invasive mechanical ventilation; some concerns for symptom resolution, infection and adverse events Notes: Concealment of allocation probably inappropriate.	Symptomatic infection (prophylaxis studies): No information Adverse events: Very low certainty ⊕○○○ Hospitalization: No information
Tabarsi et al. ¹⁷⁸ peer-reviewed; 2020	Patients with severe COVID-19. 52 assigned to IVIG 400 mg/Kg daily for three doses and 32 assigned to standard of care	Mean age 53 ± 13, male 77.4%, hypertension 20.2%, diabetes 21.4%, COPD 1.2%, asthma %, coronary heart disease %, chronic kidney disease 4.7%, cancer 1.2%,	NR	High for mortality and mechanical ventilation; high for symptom resolution, infection and adverse events Notes: Non-blinded study. Concealment of allocation probably inappropriate.	
Raman et al. ¹⁷⁹ Peer reviewed; 2020	Patients with moderate to severe COVID-19. 50 assigned to IVIG 0.4/gr/kg for 5 days and 50 assigned to SOC	Mean age 48.7 ± 12, male 33%, hypertension 31%, obesity 16%	NR	High for mortality and mechanical ventilation; High for symptom resolution, infection and adverse events Notes: Non-blinded study. Concealment of allocation probably	

				inappropriate.	
--	--	--	--	----------------	--

KB109 (microbiome modifier)

Uncertainty in potential benefits and harms. Further research is needed.

Study; publication status	Patients and interventions analyzed	Comorbidities	Additional interventions	Risk of bias and study limitations	Interventions effects vs standard of care and GRADE certainty of the evidence
---------------------------	-------------------------------------	---------------	--------------------------	------------------------------------	---

RCT

Haran et al , ¹⁸⁰ preprint; 2021	Patients with mild to moderate COVID-19 infection. 169 assigned to KB109 9-36gr twice a day for 14 days and 172 assigned to SOC	Median age 36 ± 56, male 40.8%, hypertension 18%, diabetes 2.5%, COPD 8.8%, cerebrovascular disease 2.3%, cancer 0.8%, obesity 3.7%	NR	Low for mortality and mechanical ventilation; High for symptom resolution, infection and adverse events Notes: Non-blinded study which might have introduced bias to symptoms and adverse events outcomes results.	Mortality: Very low certainty ⊕○○○ Invasive mechanical ventilation: No information Symptom resolution or improvement: Very low certainty ⊕○○○ Symptomatic infection (prophylaxis studies): No information Adverse events: Very low certainty ⊕○○○ Hospitalization: No information
--	---	---	----	--	--

Lactococcus lactis (intranasal)

Uncertainty in potential benefits and harms. Further research is needed.

Study; publication status	Patients and interventions analyzed	Comorbidities	Additional interventions	Risk of bias and study limitations	Interventions effects vs standard of care and GRADE certainty of the evidence
---------------------------	-------------------------------------	---------------	--------------------------	------------------------------------	---

RCT

<p>PROBCO trial;¹⁸¹ Endam et al; preprint; 2021</p>	<p>Patients with mild recently diagnosed COVID-19 infection. 12 assigned to Lactococcus lactis (intranasal) two nasal irrigations a day and 11 assigned to SOC</p>	<p>Mean age 30.4 ± 9.1, male 30%</p>	<p>NR</p>	<p>High for mortality and mechanical ventilation; high for symptom resolution, infection and adverse events</p> <p>Notes: Non-blinded study. Concealment of allocation probably inappropriate.</p>	<p>Mortality: No information</p> <p>Invasive mechanical ventilation: No information</p> <p>Symptom resolution or improvement: Very low certainty ⊕○○○</p> <p>Symptomatic infection (prophylaxis studies): No information</p> <p>Adverse events: Very low certainty ⊕○○○</p> <p>Hospitalization: No information</p>
--	--	--------------------------------------	-----------	--	--

Leflunomide

Uncertainty in potential benefits and harms. Further research is needed.

Study; publication status	Patients and interventions analyzed	Comorbidities	Additional interventions	Risk of bias and study limitations	Interventions effects vs standard of care and GRADE certainty of the evidence
---------------------------	-------------------------------------	---------------	--------------------------	------------------------------------	---

RCT

<p>Hu et al;¹⁸² peer-reviewed; 2020</p>	<p>Patients with mild to critical COVID-19 infection. 5 assigned to Leflunomide 50 mg every 12hs (three doses) followed by 20 mg a day for 10 days and 5 assigned to standard of care</p>	<p>Mean age 52.5 ± 11.5, male 30%, hypertension 60%, chronic lung disease 10%</p>	<p>Umifenovir 100%</p>	<p>High for mortality and invasive mechanical ventilation; high for symptom resolution, infection and adverse events</p> <p>Notes: Non-blinded study. Concealment of allocation probably inappropriate.</p>	<p>Mortality: No information</p> <p>Invasive mechanical ventilation: No information</p> <p>Symptom resolution or improvement: No information</p>
--	---	---	------------------------	---	---

<p>Wang et al.¹⁸³ peer-reviewed; 2020</p>	<p>Patients with moderate to severe COVID-19. 24 assigned to Leflunomide 100 mg on the first day followed by 20 mg a day for 8 days and 24 assigned to standard of care</p>	<p>Median age 55.7 ± 21.5, male 50%, hypertension 27.2%, diabetes 4.5%, chronic lung disease 4.5%, coronary heart disease 2.3%, cancer 2.3%</p>	<p>Steroids 34.1%, hydroxychloroquine 56.8%, lopinavir-ritonavir 11.4%, umifenovir 75%, IVIG 20.4%, ATB 63.6%, IFN 100%</p>	<p>High for mortality and invasive mechanical ventilation; high for symptom resolution, infection and adverse events</p> <p>Notes: Non-blinded study. Concealment of allocation probably inappropriate.</p>	<p>Symptomatic infection (prophylaxis studies): No information</p> <p>Adverse events: No information</p> <p>Hospitalization: No information</p>
--	---	---	---	---	--

Lenzilumab

Uncertainty in potential benefits and harms. Further research is needed.

Study; publication status	Patients and interventions analyzed	Comorbidities	Additional interventions	Risk of bias and study limitations	Interventions effects vs standard of care and GRADE certainty of the evidence
RCT					
LIVE-AIR trial , ¹⁸⁴ Temesgen et al; preprint; 2021	Patients with severe COVID-19 infection. 236 assigned to lenzilumab 1800 mg once and 243 assigned to SOC	Mean age 60.5 ± 13.9, male 64.7%, diabetes 53.4%, COPD 7.3%, asthma 10.6%, CHD 13.6%, CKD 14%,	Steroids 93.7%, remdesivir 72.4%,	Low for mortality and mechanical ventilation; low for symptom resolution, infection and adverse events	<p>Mortality: RR 0.7 (95%CI 0.42 to 1.15); RD -4.8% (95%CI -9.3% to 2.4%); Low certainty ⊕⊕⊕○</p> <p>Invasive mechanical ventilation: RR 0.71 (95%CI 0.48 to 1.04); RD -5% (95%CI -9% to 0.7%); Low certainty ⊕⊕⊕○</p> <p>Symptom resolution or improvement: No information</p> <p>Symptomatic infection (prophylaxis studies): No information</p> <p>Adverse events: RR 0.82 (95%CI 0.62 to 1.07); RD -1.8% (95%CI -3.9% to 0.7%); Low certainty ⊕⊕⊕○</p> <p>Hospitalization: No information</p>

Levamisole

Uncertainty in potential benefits and harms. Further research is needed.

Study; publication status	Patients and interventions analyzed	Comorbidities	Additional interventions	Risk of bias and study limitations	Interventions effects vs standard of care and GRADE certainty of the evidence
---------------------------	-------------------------------------	---------------	--------------------------	------------------------------------	---

RCT

Roostaei et al; ¹⁸⁵ Preprint; 2020	Patients with mild to moderate COVID-19. 25 assigned to levamisole 150 mg a day for 3 days and 25 assigned to SOC	Mean age 36.6 ± 13.7, male 60%,	Hydroxychloroquine 100%,	High for mortality and mechanical ventilation; High for symptom resolution, infection and adverse events Notes: Concealment of allocation probably inappropriate.	Mortality: No information Invasive mechanical ventilation: No information Symptom resolution or improvement: Mortality: Very low certainty ⊕○○○ Symptomatic infection (prophylaxis studies): No information Adverse events: No information Hospitalization: Very low certainty ⊕○○○ Hospitalization: No information
--	---	---------------------------------	--------------------------	--	--

Lincomycin

Uncertainty in potential benefits and harms. Further research is needed.

Study; publication status	Patients and interventions analyzed	Comorbidities	Additional interventions	Risk of bias and study limitations	Interventions effects vs standard of care and GRADE certainty of the evidence
---------------------------	-------------------------------------	---------------	--------------------------	------------------------------------	---

RCT

Guvenmez et al. ³⁴ peer-reviewed; 2020	Patients with moderate COVID-19 infection. 12 assigned to lincomycin 600 mg twice a day for 5 days and 12 assigned to azithromycin 500 mg on first day followed by 250 mg a day for 5 days	Mean age 58.7 ± 16, male 70.8%,	NR	High for mortality and invasive mechanical ventilation; high for symptom resolution, infection and adverse events Notes: Non-blinded study. Concealment of allocation probably inappropriate.	Mortality: No information Invasive mechanical ventilation: No information Symptom resolution or improvement: No information Symptomatic infection (prophylaxis studies): No information Adverse events: No information Hospitalization: No information
---	--	---------------------------------	----	--	---

Lopinavir-ritonavir

Lopinavir-ritonavir probably does not reduce mortality with moderate certainty. Lopinavir-ritonavir may not be associated with a significant increase in severe adverse events. However, the certainty is low because of risk of bias and imprecision.

Study; publication status	Patients and interventions analyzed	Comorbidities	Additional interventions	Risk of bias and study limitations	Interventions effects vs standard of care and GRADE certainty of the evidence
---------------------------	-------------------------------------	---------------	--------------------------	------------------------------------	---

RCT

LOTUS China trial ¹⁸⁶ Cao et al; peer-reviewed; 2020	Patients with severe to critical COVID-19 infection. 99 assigned to lopinavir-ritonavir 400/100 mg daily for 14 days and 100 assigned to standard of care	Median age 58 ± 9.5, male 60.3%, Diabetes 11.6%, disease 6.5%, cancer 3%	Steroids 33.7%, remdesivir NR%, IFN 11.1%, ATB 95%	Low for mortality and invasive mechanical ventilation; High for symptom resolution, infection and adverse events Notes: Non-blinded study which might have introduced bias to symptoms and adverse events outcomes results.	Mortality: RR 1.02 (95%CI 0.92 to 1.22); RD 0.3% (95%CI - 1.3% to 1.9%); Moderate certainty ⊕⊕⊕○ Invasive mechanical ventilation: RR 1.07 (95%CI 0.98 to 1.17); RD 1.2% (95%CI - 0.3% to 2.9%); High certainty ⊕⊕⊕⊕
---	---	--	--	--	--

<p>ELACOI trial,¹⁸⁷ Li et al; peer-reviewed; 2020</p>	<p>Patients with moderate to severe COVID-19 infection. 34 assigned to lopinavir-ritonavir 200/50 mg twice daily for 7-14 days, 35 assigned to umifenovir and 17 assigned to standard of care</p>	<p>Mean age 49.4 ± 14.7, male 41.7%</p>	<p>Steroids 12.5%, intravenous immunoglobulin 6.3%</p>	<p>Low for mortality and invasive mechanical ventilation; High for symptom resolution, infection and adverse events</p> <p>Notes: Non-blinded study which might have introduced bias to symptoms and adverse events outcomes results.</p>	<p>Symptom resolution or improvement: RR 1.03 (95%CI 0.92 to 1.15); RD 1.8% (95%CI -4.8% to 9%); Moderate certainty ⊕⊕⊕○</p> <p>Symptomatic infection (prophylaxis studies): No information</p>
<p>RECOVERY - Lopinavir-ritonavir trial,¹⁸⁸ Horby et al; other; 2020</p>	<p>Patients with mild to critical COVID-19 infection. 1616 assigned to lopinavir-ritonavir 400/100 mg twice a day for 10 days and 3424 assigned to standard of care</p>	<p>Mean age 66.2 ± 15.9, male 60.5%, diabetes 27.5%, chronic lung disease 23.5%, coronary heart disease 26%</p>	<p>NR</p>	<p>Low for mortality and invasive mechanical ventilation; some concerns for symptom resolution, infection and adverse events</p> <p>Notes: Non-blinded study which might have introduced bias to symptoms and adverse events outcomes results.</p>	<p>Severe Adverse events: RR 0.6 (95%CI 0.37 to 0.98); RD -4.1% (95%CI -6.5% to -0.2%); Low certainty ⊕⊕○○</p> <p>Hospitalization: Very low certainty ⊕○○○</p>
<p>Huang et al; peer-reviewed;¹⁰⁶ 2020</p>	<p>Patients with moderate to severe COVID-19 infection. 10 assigned to CQ 500 mg twice a day for 10 days and 12 assigned to lopinavir-ritonavir 400/100 mg twice a day for 10 days</p>	<p>Mean age 44 ± 21, male 59.1%</p>	<p>NR</p>	<p>High for mortality and invasive mechanical ventilation; high for symptom resolution, infection and adverse events</p> <p>Notes: Non-blinded study. Concealment of allocation probably inappropriate.</p>	
<p>Zheng et al; preprint;¹⁸⁹ 2020</p>	<p>Patients with moderate to severe COVID-19 infection. 30 assigned to novaferon 40 microg</p>	<p>Median age 44.5 ± NR, male 47.1%</p>	<p>NR</p>	<p>High for mortality and invasive mechanical ventilation; High for symptom resolution, infection and adverse</p>	

	twice a day (inh), 30 assigned to novaferon plus lopinavir-ritonavir 40 microg twice a day (inh) + 400/100 mg a day and 29 assigned to lopinavir-ritonavir			events Notes: Non-blinded study. Concealment of allocation probably inappropriate.	
Chen et al; preprint; ¹⁹⁰ 2020	Patients with mild to moderate COVID-19 infection. 33 assigned to ribavirin 2gr IV loading dose followed by orally 400-600 mg every 8 hours for 14 days, 36 assigned to lopinavir-ritonavir and 32 assigned to ribavirin plus lopinavir-ritonavir	Mean age 42.5 ± 11.5, male 45.5%	NR	High for mortality and invasive mechanical ventilation; high for symptom resolution, infection and adverse events Notes: Non-blinded study. Concealment of allocation probably inappropriate.	
WHO SOLIDARITY-trial; ¹²⁴ Pan et al; preprint; 2020	Patients with moderate to critical COVID-19. 1399 assigned to lopinavir-ritonavir 200/50 mg twice a day for 14 days and 1372 assigned to standard of care	Age 61% < 70 years, male 62%, diabetes 25%, COPD 6%, asthma 5%, coronary heart disease 21%	Steroids 15.1%, convalescent plasma 0.5%, Anti IL6 2.1%	Low for mortality and invasive mechanical ventilation; some concerns for symptom resolution, infection and adverse events Notes: Non-blinded study which might have introduced bias to symptoms and adverse events outcomes results.	
Sali et al; ¹⁹¹ Peer reviewed; 2020	Patients with moderate to severe COVID-19. 22 assigned to sofosbuvir 400 mg a day and 32 assigned to lopinavir-ritonavir 400/100 mg every 12 hours	Mean age 56.5 ± 14, male 53.7%, diabetes 33%,	NR	High for mortality and mechanical ventilation; High for symptom resolution, infection and adverse events Notes: Non-blinded study. Concealment of	

				allocation probably inappropriate.
Purwati et al , ¹⁹² Peer reviewed; 2020	Patients with mild to moderate COVID-19. 128 assigned to lopinavir-ritonavir 500/100 a day, 123 assigned to HCQ 200 mg a day and 119 to SOC	Median age 36.5 ± NR, male 95.3%,	NR	High for mortality and mechanical ventilation; High for symptom resolution, infection and adverse events Notes: Non-blinded study. Concealment of allocation probably inappropriate.
Kasgari et al , ¹⁹³ peer-reviewed; 2020	Patients with moderate COVID-19 infection. 24 assigned to sofosbuvir/daclatasvir 400/60 mg twice daily and 24 assigned to hydroxychloroquine plus lopinavir-ritonavir	Median age 52.5 ± NR, male 37.5%, hypertension 35.4%, diabetes 37.5%, chronic lung disease 2%	NR	High for mortality and invasive mechanical ventilation; high for symptom resolution, infection and adverse events Notes: Non-blinded study. Concealment of allocation probably inappropriate.
Yadollahzadeh et al , ¹⁹⁴ Preprint; 2021	Patients with mild to moderate COVID-19 infection. 58 assigned to sofosbuvir/daclatasvir 400/60 mg a day for 10 days and 54 assigned to lopinavir-ritonavir 400/100 mg twice a day for 7 days	Mean age 57.4 ± 15, male 44.6%, hypertension 25%, diabetes 21.4%, COPD 3.6%, CHD 15.2%, CKD 6.2%, immunosuppression 3.6%, cancer 10.7%	Hydroxychloroquine 100%	High for mortality and mechanical ventilation; High for symptom resolution, infection and adverse events Notes: Non-blinded study. Concealment of allocation probably inappropriate.
TOGETHER trial , ¹³⁸ Reis et al; peer reviewed; 2021	Patients with mild to moderate COVID-19 infection. 244 assigned to lopinavir-ritonavir 1600 mg/400 mg once followed by	Mean age 53 ± 76, male 45%, hypertension 49.3%, diabetes 19.4%, COPD 2.5%, asthma 8.6%, CHD 3.9%, CKD 0.7%, cancer 1.2%,	NR	Low for mortality and mechanical ventilation; low for symptom resolution, infection and adverse events

	800 mg/200 mg a day for 9 days and 227 assigned to SOC	obesity 34.2%			
--	--	---------------	--	--	--

Low-dose radiation therapy

Uncertainty in potential benefits and harms. Further research is needed.

Study; publication status	Patients and interventions analyzed	Comorbidities	Additional interventions	Risk of bias and study limitations	Interventions effects vs standard of care and GRADE certainty of the evidence
---------------------------	-------------------------------------	---------------	--------------------------	------------------------------------	---

RCT

COVID-RT-01 trial ¹⁹⁵ Papachristofilou et al; peer reviewed; 2021	Patients with critical COVID-19 infection. 11 assigned to Low dose radiation therapy 0.5 to 1.0 Gy and 11 assigned to SOC	Mean age 75, male 77.3%, diabetes 54.6%, COPD 22.7%, asthma %, CHD 40.9%, cancer 18.2%,	Steroids 100%, remdesivir 50%,	Low for mortality and mechanical ventilation; low for symptom resolution, infection and adverse events	<p>Mortality: Very low certainty ⊕○○○</p> <p>Invasive mechanical ventilation: No information</p> <p>Symptom resolution or improvement: Very low certainty ⊕○○○</p> <p>Symptomatic infection (prophylaxis studies): No information</p> <p>Adverse events: No information</p> <p>Hospitalization: No information</p>
---	---	---	--------------------------------	--	--

Mavrilimumab

Uncertainty in potential benefits and harms. Further research is needed.

Study; publication status	Patients and interventions analyzed	Comorbidities	Additional interventions	Risk of bias and study limitations	Interventions effects vs standard of care and GRADE certainty of the evidence
---------------------------	-------------------------------------	---------------	--------------------------	------------------------------------	---

RCT

MASH-COVID trial ; ¹⁹⁶ Cremer et al; Peer reviewed; 2021	Patients with severe to critical COVID-19 infection. 21 assigned to mavrilimumab 6 mg/kg once and 19 assigned to SOC	Mean age 56.7 ± 23.8, male 65%, hypertension 55%, diabetes 43%, COPD 8%, CKD 8%, cerebrovascular disease 3%	NR	Low for mortality and mechanical ventilation; Low for symptom resolution, infection and adverse events	<p>Mortality: Very low certainty ⊕○○○</p> <p>Invasive mechanical ventilation: Very low certainty ⊕○○○</p> <p>Symptom resolution or improvement: Very low certainty ⊕○○○</p> <p>Symptomatic infection (prophylaxis studies): No information</p> <p>Adverse events: Very low certainty ⊕○○○</p> <p>Hospitalization: No information</p>
---	--	---	----	--	--

Melatonin

Uncertainty in potential benefits and harms. Further research is needed.

Study; publication status	Patients and interventions analyzed	Comorbidities	Additional interventions	Risk of bias and study limitations	Interventions effects vs standard of care and GRADE certainty of the evidence
---------------------------	-------------------------------------	---------------	--------------------------	------------------------------------	---

RCT

Farnoosh et al ; ¹⁹⁷ Preprint; 2020	Patients with mild to moderate COVID-19. 24 assigned to melatonin 9 mg a day for 14 days and 20 assigned to SOC	Mean age 51.85 ± 14.25, male 59.1%, hypertension 25%, diabetes 22.7%, CHD 6.8%, cancer 6.8%,	NR	High for mortality and mechanical ventilation; High for symptom resolution, infection and adverse events Notes: Concealment of allocation probably inappropriate. Significant loss to	<p>Mortality: Very low certainty ⊕○○○</p> <p>Invasive mechanical ventilation: No information</p> <p>Symptom resolution or improvement: Very low certainty ⊕○○○</p>
--	---	--	----	--	---

				follow-up.	<p>Symptomatic infection (prophylaxis studies): No information</p> <p>Adverse events: No information</p> <p>Hospitalization: No information</p>
--	--	--	--	------------	--

Mesenchymal stem cell transplantation

Uncertainty in potential benefits and harms. Further research is needed.

Study; publication status	Patients and interventions analyzed	Comorbidities	Additional interventions	Risk of bias and study limitations	Interventions effects vs standard of care and GRADE certainty of the evidence
---------------------------	-------------------------------------	---------------	--------------------------	------------------------------------	---

RCT

Shu et al. ¹⁹⁸ peer-reviewed; 2020	Patients with severe COVID-19 infection. 12 assigned to mesenchymal stem cell 2×10^6 cells/kg one infusion and 29 assigned to standard of care	Median age 61 ± 10 , male 58.5%, hypertension 22%, diabetes 19.5%	Steroids 100%, antibiotics 87.8%, antivirals 100%	High for mortality and invasive mechanical ventilation; high for symptom resolution, infection and adverse events Notes: Non-blinded study. Concealment of allocation probably inappropriate.	<p>Mortality: Very low certainty ⊕○○○</p> <p>Invasive mechanical ventilation: No information</p> <p>Symptom resolution or improvement: Very low certainty ⊕○○○</p>
Shi et al. ¹⁹⁹ preprint; 2020	Patients with severe COVID-19. 65 assigned to mesenchymal stem cell three infusions with 4.0×10^7 cells each and 35 assigned to standard of care	Mean age 60.3 ± 8.4 , male 56%, hypertension 27%, diabetes 17%, COPD 2%	Steroids 22%	Low for mortality and mechanical ventilation	<p>Symptomatic infection (prophylaxis studies): No information</p> <p>Adverse events: No information</p>
Lanzoni et al. ²⁰⁰ preprint; 2020	Patients with severe to critical COVID-19. 12	Mean age 58.7 ± 17.5 , male 54.1%,	Steroids 90.4%, remdesivir 66.7%,	High for mortality and mechanical ventilation;	Hospitalization: No information

	assigned to mesenchymal stem cell 100±20 x10 ⁶ UC- MSC twice and 12 assigned to standard of care	hypertension 66.7%, diabetes 45.8%, coronary heart disease 12.5%, cancer 4.2%, obesity 66.6%	hydroxychloroquine 12.5%, tocilizumab 20.8%, convalescent plasma 29.1%	high for symptom resolution, infection and adverse events Notes: Concealment of allocation probably inappropriate.	
--	---	--	--	---	--

Methylene blue

Uncertainty in potential benefits and harms. Further research is needed.

Study; publication status	Patients and interventions analyzed	Comorbidities	Additional interventions	Risk of bias and study limitations	Interventions effects vs standard of care and GRADE certainty of the evidence
---------------------------	-------------------------------------	---------------	--------------------------	------------------------------------	---

RCT

Hamidi-Alamdari et al. ; ²⁰¹ peer reviewed; 2021	Patients with severe to critical COVID-19 infection. 40 assigned to methylene blue 1 mg/kg every 12 to 8hs for 14 days and 40 assigned to SOC	Mean age 54 ± 13, male 52.5%, hypertension 17.5%, diabetes 10%	Steroids 87.5%, azithromycin 92.5%	High for mortality and mechanical ventilation; high for symptom resolution, infection and adverse events Notes: Non-blinded study. Concealment of allocation probably inappropriate.	<p>Mortality: No information</p> <p>Invasive mechanical ventilation: No information</p> <p>Symptom resolution or improvement: No information</p> <p>Symptomatic infection (prophylaxis studies): No information</p> <p>Adverse events: No information</p> <p>Hospitalization: No information</p>
---	---	--	------------------------------------	---	--

Metisoprinol

Uncertainty in potential benefits and harms. Further research is needed.

Study; publication status	Patients and interventions analyzed	Comorbidities	Additional interventions	Risk of bias and study limitations	Interventions effects vs standard of care and GRADE certainty of the evidence
---------------------------	-------------------------------------	---------------	--------------------------	------------------------------------	---

RCT

Borges et al. ; ²⁰² peer reviewed; 2020	Patients with mild to moderate COVID-19. 30 assigned to metisoprinol 1500	Mean age 33.2 ± 16, male 53.3%, COPD 10%, CKD 16.6%, cancer 3.3%	NR	High for mortality and mechanical ventilation; High for symptom resolution, infection and	<p>Mortality: No information</p> <p>Invasive mechanical ventilation: No</p>
--	---	--	----	---	---

	mg/kg/day for 14 days and 30 assigned to SOC			adverse events Notes: Non-blinded study. Concealment of allocation probably inappropriate.	information Symptom resolution or improvement: No information Symptomatic infection (prophylaxis studies): No information Adverse events: No information Hospitalization: No information
--	--	--	--	---	--

Molnupiravir

Uncertainty in potential benefits and harms. Further research is needed.

Study; publication status	Patients and interventions analyzed	Comorbidities	Additional interventions	Risk of bias and study limitations	Interventions effects vs standard of care and GRADE certainty of the evidence
---------------------------	-------------------------------------	---------------	--------------------------	------------------------------------	---

RCT

Painter et al; ²⁰³ Preprint; 2020	Patients with mild to moderate COVID-19. 64 assigned to molnupiravir 80 to 1600 mg twice a day for 5.5 days	Mean age 39.6 ± 39, male 82.8%,	NR	Low for adverse events	Mortality: No information Invasive mechanical ventilation: No information
AGILE trial; ²⁰⁴ Khoo et al; preprint; 2021	Patients with mild to moderate COVID-19 infection. 12 assigned to molnupiravir 600-1600 mg a day and 6 assigned to SOC	Median age 56 ± 58, male 27.8%	NR	Low for mortality and mechanical ventilation; High for symptom resolution, infection and adverse events Notes: Non-blinded study which might have introduced bias to symptoms and adverse	Symptom resolution or improvement: No information Symptomatic infection (prophylaxis studies): No information Adverse events: Very low certainty

				events outcomes results.	⊕○○○ Hospitalization: No information
--	--	--	--	--------------------------	--

Mouthwash

Uncertainty in potential benefits and harms. Further research is needed.

Study; publication status	Patients and interventions analyzed	Comorbidities	Additional interventions	Risk of bias and study limitations	Interventions effects vs standard of care and GRADE certainty of the evidence
RCT					
Mukhtar et al; ²⁰⁵ preprint ; 2020	Patients with mild to critical COVID-19. 46 assigned to mouthwash with hydrogen peroxide 2% and chlorhexidine gluconate mixed solution three times a day and 46 assigned to standard of care	Mean age 49, male 78.2%, hypertension 37%, diabetes 41.3%, coronary heart disease 6.5%, chronic kidney disease 12%, c obesity 31.5%	Steroids 53.2%, remdesivir 26%, hydroxychloroquine 21.7%, lopinavir-ritonavir 54.3%, azithromycin 57.6%, convalescent plasma 13%	High for mortality and mechanical ventilation; high for symptom resolution, infection and adverse events Notes: Non-blinded study. Concealment of allocation probably inappropriate.	Mortality: Very low certainty ⊕○○○
GARGLES trial; ²⁰⁶ Mohamed et al; preprint; 2020	Patients with COVID-19. 10 assigned to mouthwash with povidone iodine or essential oils 3 times a day and 10 assigned to mouthwash with water or no mouthwash	Median age 28.9, male 80%	NR	High for mortality and mechanical ventilation; high for symptom resolution, infection and adverse events Notes: Non-blinded study. Concealment of allocation probably inappropriate.	Invasive mechanical ventilation: Very low certainty ⊕○○○ Symptom resolution or improvement: Very low certainty ⊕○○○
KILLER trial; ²⁰⁷ Guenezan et al; peer reviewed; 2020	Patients with mild COVID-19. 12 assigned to Mouthwash with 25 ml of 1% povidone iodine and 12 assigned to SOC	Mean age 45 ± 23, male 33%, hypertension 12.5%, diabetes 4%,	NR	High for mortality and mechanical ventilation; High for symptom resolution, infection and adverse events Notes: Non-blinded study. Concealment of allocation probably inappropriate.	Symptomatic infection (prophylaxis studies): No information Adverse events: No information
Elzein et al; ²⁰⁸	Patients with mild to	Mean age 45.3 ± 16.7,	NR	High for mortality and	

preprint; 2021	severe COVID-19 infection. 52 assigned to mouthwash with povidone or chlorhexidine and 9 assigned to SOC	male 40.9%		mechanical ventilation; High for symptom resolution, infection and adverse events Notes: Non-blinded study. Concealment of allocation probably inappropriate.
Santos et al; ²⁰⁹ preprint; 2021	Patients with mild to moderate COVID-19 infection. 20 assigned to Mouthwash with anionic iron tetracarboxyphthalocyanine derivative 5 times a day and 21 assigned to SOC	Mean age 53.7 ± 44.5, male 63%	NR	Low for mortality and mechanical ventilation; Low for symptom resolution, infection and adverse events
BBCovid trial; ²¹⁰ Carrouel et al; preprint; 2021	Patients with mild COVID-19 infection. 76 assigned to Mouthwash with β-cyclodextrin-citrox three times a day and 78 assigned to SOC	Mean age 43.8 ± 15.5, male 45.7%,	NR	Low for mortality and mechanical ventilation; Low for symptom resolution, infection and adverse events
Huang et al; ²¹¹ peer reviewed; 2021	Patients with moderate to critical COVID-19 infection. 66 assigned to mouthwash chlorhexidine 0.12% 15 ml twice a day for 4 days and 55 assigned to SOC	Median age 62 ± 66, male 58%	Steroids 100%, remdesivir 100%,	High for mortality and mechanical ventilation; High for symptom resolution, infection and adverse events Notes: Non-blinded study. Concealment of allocation probably inappropriate.

Mycobacterium w

Uncertainty in potential benefits and harms. Further research is needed.

Study; publication status	Patients and interventions analyzed	Comorbidities	Additional interventions	Risk of bias and study limitations	Interventions effects vs standard of care and GRADE certainty of the evidence
---------------------------	-------------------------------------	---------------	--------------------------	------------------------------------	---

RCT

ARMY-1 trial , ²¹² Sehgal et al; peer reviewed; 2021	Patients with severe to critical COVID-19 infection. 22 assigned to Mycobacterium w 0.3 ml SC once a day for 3 days and 20 assigned to SOC	Mean age 56 ± 15, male 69%, hypertension 31%, diabetes 33.3%, COPD 4.8%, asthma 4.8%	Steroids 100%, hydroxychloroquine 26.2%, tocilizumab 12%, convalescent plasma 7%	Low for mortality and mechanical ventilation; low for symptom resolution, infection and adverse events	<p>Mortality: Very low certainty ⊕○○○</p> <p>Invasive mechanical ventilation: No information</p> <p>Symptom resolution or improvement: No information</p> <p>Symptomatic infection (prophylaxis studies): No information</p> <p>Adverse events: No information</p> <p>Hospitalization: No information</p>
--	--	--	--	--	---

N-acetylcysteine

Uncertainty in potential benefits and harms. Further research is needed.

Study; publication status	Patients and interventions analyzed	Comorbidities	Additional interventions	Risk of bias and study limitations	Interventions effects vs standard of care and GRADE certainty of the evidence
---------------------------	-------------------------------------	---------------	--------------------------	------------------------------------	---

RCT

de Alencar et al , ²¹³ peer-reviewed; 2020	Patients with severe COVID-19. 68 assigned to NAC 21 gr once and 67 assigned	Mean age 58.5 ± 22.5, male 59.2%, hypertension 46.6%, diabetes 37.7%, cancer	NR	Low for mortality and invasive mechanical ventilation; low for symptom resolution,	<p>Mortality: Very low certainty ⊕○○○</p> <p>Invasive mechanical</p>
--	--	--	----	--	--

	to standard of care	12.6%,		infection and adverse events	ventilation: Very low certainty ⊕○○○
Gaynitdinova et al. ²¹⁴ peer reviewed; 2021	Patients with severe to critical COVID-19 infection. 24 assigned to NAC 1200-1500 mg once and 22 assigned to SOC	Mean age 57.9 ± 12.7	NR	High for mortality and mechanical ventilation; High for symptom resolution, infection and adverse events Notes: Non-blinded study. Concealment of allocation probably inappropriate.	Symptom resolution or improvement: No information Symptomatic infection (prophylaxis studies): No information Adverse events: Very low certainty ⊕○○○ Hospitalization: No information

Nasal hypertonic saline

Uncertainty in potential benefits and harms. Further research is needed.

Study; publication status	Patients and interventions analyzed	Comorbidities	Additional interventions	Risk of bias and study limitations	Interventions effects vs standard of care and GRADE certainty of the evidence
---------------------------	-------------------------------------	---------------	--------------------------	------------------------------------	---

RCT

Kimura et al. ²¹⁵ peer-reviewed; 2020	Patients with mild to moderate COVID-19. 14 assigned to nasal hypertonic saline 250 cc twice daily, 14 assigned to nasal hypertonic saline plus surfactant and 17 assigned to standard of care	Mean age 37.9 ± 15.7, male 53.3%, hypertension 24.4%, diabetes 6.6%, chronic lung disease 15.5%, coronary heart disease 4.4%,	NR	High for mortality and invasive mechanical ventilation; high for symptom resolution, infection and adverse events Notes: Non-blinded study. Concealment of allocation probably inappropriate.	Mortality: No information Invasive mechanical ventilation: No information Symptom resolution or improvement: Very low certainty ⊕○○○ Symptomatic infection (prophylaxis studies): No
--	--	---	----	--	--

					information Adverse events: No information Hospitalization: No information
--	--	--	--	--	--

Neem (Azadirachta Indica A. Juss)

Uncertainty in potential benefits and harms. Further research is needed.

Study; publication status	Patients and interventions analyzed	Comorbidities	Additional interventions	Risk of bias and study limitations	Interventions effects vs standard of care and GRADE certainty of the evidence
---------------------------	-------------------------------------	---------------	--------------------------	------------------------------------	---

RCT

Nesari et al. , ²¹⁶ other; 2021	Patients exposed to COVID-19 infection. 70 assigned to neem 50 mg for 28 days and 84 assigned to SOC	Mean age 37, male %	NR	High for mortality and mechanical ventilation; high for symptom resolution, infection and adverse events Notes: Non-blinded study. Concealment of allocation probably inappropriate. Significant lost to follow-up.	Mortality: No information Invasive mechanical ventilation: No information Symptom resolution or improvement: No information Symptomatic infection (prophylaxis studies): Very low certainty ⊕○○○ Adverse events: No information Hospitalization: No information
--	--	---------------------	----	--	--

Nitazoxanide

Uncertainty in potential benefits and harms. Further research is needed.

Study; publication status	Patients and interventions analyzed	Comorbidities	Additional interventions	Risk of bias and study limitations	Interventions effects vs standard of care and GRADE certainty of the evidence
---------------------------	-------------------------------------	---------------	--------------------------	------------------------------------	---

RCT					
SARITA-2 trial ; ²¹⁷ Rocco et al; preprint; 2020	Patients with mild COVID-19. 194 assigned to nitazoxanide 500 mg three times a day for 5 days and 198 assigned to standard of care	Age range 18 - 77, male 47%, comorbidities 13.2%	NR	Low for mortality and mechanical ventilation; high for symptom resolution, infection and adverse events Notes: Non-blinded study which might have introduced bias to symptoms and adverse events outcomes results. Significant lost to follow up.	Mortality: Very low certainty ⊕○○○ Invasive mechanical ventilation: Very low certainty ⊕○○○
Fontanesi et al ; ²¹⁸ preprint ; 2020	Patients with mild to critical COVID-19. 25 assigned to nitazoxanide 1200 mg a day for 7 days and 25 assigned to SOC	Age > 65 46%, male 30%	NR	High for mortality and mechanical ventilation; High for symptom resolution, infection and adverse events Notes: Concealment of allocation and blinding probably inappropriate.	Symptom resolution or improvement: Very low certainty ⊕○○○ Symptomatic infection (prophylaxis studies): No information
Silva et al ; ²¹⁹ preprint; 2021	Patients with mild to moderate COVID-19 infection. 23 assigned to nitazoxanide 2-3 gr a day for 14 days and 13 assigned to SOC	Male 72.2%,	NR	High for mortality and mechanical ventilation; High for symptom resolution, infection and adverse events Notes: Non-blinded study. Concealment of allocation probably inappropriate.	Adverse events: Very low certainty ⊕○○○ Hospitalization: Very low certainty ⊕○○○
Vanguard trial ; ²²⁰ Rossignol et al; preprint; 2021	Patients with mild to moderate COVID-19 infection. 184 assigned to nitazoxanide 600 mg a day for 5 days and 195 assigned	Mean age 40.3 ± 15.4, male 43.5%, comorbidities 34%	NR	Low for mortality and mechanical ventilation; low for symptom resolution, infection and adverse events Notes:	

	to SOC				
--	--------	--	--	--	--

Nitric oxide

Uncertainty in potential benefits and harms. Further research is needed.

Study; publication status	Patients and interventions analyzed	Comorbidities	Additional interventions	Risk of bias and study limitations	Interventions effects vs standard of care and GRADE certainty of the evidence
RCT					
Moni et al. , ²²¹ preprint; 2021	Patients with severe COVID-19 infection. 14 assigned to iNO pulses of 30 min for 3 days and 11 assigned to SOC	Mean age 59.8 ± 10, male 72%, hypertension 44%, diabetes 56%, COPD 12%, CHD 24%	NR	Low for mortality and mechanical ventilation; high for symptom resolution, infection and adverse events Notes: Non-blinded study which might have introduced bias to symptoms and adverse events outcomes results.	Mortality: Very low certainty ⊕○○○ Invasive mechanical ventilation: Very low certainty ⊕○○○ Symptom resolution or improvement: No information
Winchester et al. , ²²² peer-reviewed; 2021	Patients with mild COVID-19 infection. 40 assigned to Nitric Oxide Nasal Spray (NONS) 4 sprays 5 to 6 times a day for 9 days and 40 assigned to SOC	Mean age 44, male 36.7%, hypertension 6.3%, diabetes 6.3%, COPD 1.2%, CHD 0%	NR	High for mortality and mechanical ventilation; high for symptom resolution, infection and adverse events Notes: Non-blinded study. Concealment of allocation probably inappropriate.	Symptomatic infection (prophylaxis studies): No information Adverse events: Very low certainty ⊕○○○ Hospitalization: No information

Novaferon

Uncertainty in potential benefits and harms. Further research is needed.

Study; publication status	Patients and interventions analyzed	Comorbidities	Additional interventions	Risk of bias and study limitations	Interventions effects vs standard of care and GRADE certainty of the evidence
RCT					
Zheng et al. , ¹⁸⁹ preprint; 2020	Patients with moderate to severe	Median age 44.5 ± NR, male 47.1%	NR	High for mortality and invasive mechanical	Mortality: No information

	COVID-19 infection. 30 assigned to novaferon 40 microg twice a day (inh), 30 assigned to novaferon plus lopinavir-ritonavir 40 microg twice a day (inh) + 400/100 mg a day and 29 assigned to lopinavir-ritonavir			ventilation; high for symptom resolution, infection and adverse events Notes: Non-blinded study. Concealment of allocation probably inappropriate.	Invasive mechanical ventilation: No information Symptom resolution or improvement: No information Symptomatic infection (prophylaxis studies): No information Adverse events: No information Hospitalization: No information
--	---	--	--	---	---

Non-steroidal anti-inflammatory drugs (NSAID)

Current best evidence suggests no association between NSAID consumption and COVID-19 related mortality. However certainty of the evidence is very low because of risk of bias. Further research is needed.

Study; publication status	Patients and interventions analyzed	Comorbidities	Additional interventions	Risk of bias and study limitations	Interventions effects vs standard of care and GRADE certainty of the evidence
---------------------------	-------------------------------------	---------------	--------------------------	------------------------------------	---

Non-RCT

Eilidh et al; ²²³ peer-reviewed; 2020	Patients with moderate to severe COVID-19 infection. 54 received NSAID and 1168 received alternative treatment schemes	Age < 65 31.7%, male 56.5%, hypertension 50.3%, diabetes 27%, coronary heart disease 22.3%, chronic kidney disease 38.7%,	NR	High for mortality Notes: Non-randomized study with retrospective design. Regression was implemented to adjust for potential confounders (age, sex, smoking status, CRP levels, diabetes, hypertension, coronary artery disease, reduced renal function)	Mortality: OR 0.82 (95%CI 0.66 to 1.02); Very low certainty ⊕○○○
--	--	---	----	---	--

<p>Jeong et al;²²⁴ preprint; 2020</p>	<p>Patients with moderate to severe COVID-19 infection. 354 received NSAID and 1470 received alternative treatment schemes</p>	<p>Age >65 36%, male 41%, hypertension 20%, diabetes 12%, chronic lung disease 16%, asthma 6%, chronic kidney disease 2%, cancer 6%</p>	<p>NR</p>	<p>High for mortality and invasive mechanical ventilation</p> <p>Notes: Non-randomized study with retrospective design. Propensity score and IPTW were implemented to adjust for potential confounders (age, sex, health insurance type, hypertension, hyperlipidemia, diabetes mellitus, malignancy, asthma, chronic obstructive pulmonary disease, atherosclerosis, chronic renal failure, chronic liver disease, rheumatoid arthritis, osteoarthritis, gastrointestinal, conditions, and use of co-medications)</p>	
<p>Lund et al;²²⁵ peer-reviewed; 2020</p>	<p>Patients with mild to severe COVID-19 infection. 224 received NSAID and 896 received alternative treatment schemes</p>	<p>Median age 54 ± 23, male 41.5%, chronic lung disease 3.9%, asthma 5.4%, coronary heart disease 10.2%, cerebrovascular disease 3.4%, cancer 7.1%, obesity 12.5%</p>	<p>Steroids 7.1%</p>	<p>High for mortality and invasive mechanical ventilation</p> <p>Notes: Non-randomized study with retrospective design. Propensity score and matching were implemented to adjust for potential confounders (age, sex, relevant comorbidities, use of selected prescription drugs, and phase of the outbreak)</p>	

Kinott et al. ²²⁶ peer-reviewed; 2020	Patients with moderate to critical COVID-19 infection. 87 received NSAID and 316 received alternative treatment schemes	Median age 45 ± 37, male 54.6%, diabetes 9.4%, coronary heart disease 12.9%,	NR	High for mortality and invasive mechanical ventilation Notes: Non-randomized study with retrospective design. No adjustment for potential confounders.
Wong et al. ²²⁷ preprint; 2020	Patients exposed to COVID-19 infection. 535519 received NSAID and 1924095 received alternative treatment schemes	Median age 51 ± 23, male 42.7%, hypertension 19.6%, diabetes 9.6%, chronic lung disease 2.4%, asthma %, coronary heart disease 0.5%, chronic kidney disease 2.8%, cancer 5.2%,	Steroids 2.2%, hydroxychloroquine 0.6%	High for mortality Notes: Non-randomized study with retrospective design. Regression was implemented to adjust for potential confounders (age, sex, relevant comorbidities, use of selected prescription drugs, vaccination and deprivation)
Imam et al. ²²⁸ peer-reviewed; 2020	Patients with moderate to critical COVID-19 infection. 466 received NSAID and 839 received alternative treatment schemes	Mean age 61 ± 16.3, male 53.8%, hypertension 56.2%, diabetes 30.1%, chronic lung disease 8.2%, asthma 8.8%, coronary heart disease 15.9%, chronic kidney disease 17.5%, immunosuppression 1%, cancer 6.4%,	NR	High for mortality Notes: Non-randomized study with retrospective design. Regression was implemented to adjust for potential confounders (not specified)
Esba et al. ²²⁹ preprint; 2020	Patients with mild to severe COVID-19 infection. 146 received NSAID and 357 received alternative treatment schemes	Median age 41.7 ± 30, male 57.2%, hypertension 20.4%, diabetes 22.5%, chronic lung disease 5.2%, chronic kidney disease 3.2%, cancer 1.4%	NR	High for mortality Notes: Non-randomized study with retrospective design. Regression was implemented to adjust for potential

				<p>confounders (age; sex; comorbidities: hypertension, diabetes mellitus (DM), dyslipidemia, asthma or chronic obstructive pulmonary disease (COPD), cardiovascular disease (CVD), renal or liver impairment, and malignancy).</p>	
--	--	--	--	--	--

Omega-3 fatty acids

Uncertainty in potential benefits and harms. Further research is needed.

Study; publication status	Patients and interventions analyzed	Comorbidities	Additional interventions	Risk of bias and study limitations	Interventions effects vs standard of care and GRADE certainty of the evidence
---------------------------	-------------------------------------	---------------	--------------------------	------------------------------------	---

RCT

<p>Sedighiyan et al,²³⁰ Preprint; 2020</p>	<p>Patients with mild to moderate COVID-19. 15 assigned to omega-3 670 mg three times a day for 2 weeks and 15 assigned to SOC</p>	<p>Mean age 66.7 ± 2.5, male 60%</p>	<p>Hydroxychloroquine 100%,</p>	<p>High for mortality and mechanical ventilation; High for symptom resolution, infection and adverse events</p> <p>Notes: Non-blinded study. Concealment of allocation probably inappropriate.</p>	<p>Mortality: Very low certainty ⊕○○○</p> <p>Invasive mechanical ventilation: No information</p> <p>Symptom resolution or improvement: No information</p>
<p>Doaei et al,²³¹ peer reviewed; 2021</p>	<p>Patients with critical COVID-19 infection. 28 assigned to omega-3 1000 mg a day and 73 assigned to SOC</p>	<p>Mean age 64 ± 14, male 59.4%</p>	<p>NR</p>	<p>Some Concerns for mortality and mechanical ventilation; High for symptom resolution, infection and adverse events</p> <p>Notes: Blinding probably inappropriate. Significant lost to follow up.</p>	<p>Symptomatic infection (prophylaxis studies): No information</p> <p>Adverse events: No information</p> <p>Hospitalization: No information</p>

Otilimab

Uncertainty in potential benefits and harms. Further research is needed.

Study; publication status	Patients and interventions analyzed	Comorbidities	Additional interventions	Risk of bias and study limitations	Interventions effects vs standard of care and GRADE certainty of the evidence
---------------------------	-------------------------------------	---------------	--------------------------	------------------------------------	---

RCT

OSCAR trial ; ²³² Patel et al; preprint; 2021	Patients with severe to critical COVID-19 infection. 386 assigned to Otilimab 90 mg once and 393 assigned to SOC	Mean age 59.6 ± 12, male 71.6%, hypertension 49.7%, diabetes 36.7%, CHD 11.9%	Steroids 83%, remdesivir 34%, tocilizumab 1.2%, convalescent plasma 6%	Low for mortality and mechanical ventilation; low for symptom resolution, infection and adverse events	<p>Mortality: Very low certainty ⊕○○○</p> <p>Invasive mechanical ventilation: No information</p> <p>Symptom resolution or improvement: No information</p> <p>Symptomatic infection (prophylaxis studies): No information</p> <p>Adverse events: Very low certainty ⊕○○○</p> <p>Hospitalization: No information</p>
---	--	---	--	--	--

Ozone

Uncertainty in potential benefits and harms. Further research is needed.

Study; publication status	Patients and interventions analyzed	Comorbidities	Additional interventions	Risk of bias and study limitations	Interventions effects vs standard of care and GRADE certainty of the evidence
---------------------------	-------------------------------------	---------------	--------------------------	------------------------------------	---

RCT

PROBIOZOVID trial ; ²³³ Araimo et al; peer-reviewed; 2020	Patients with moderate to severe COVID-19. 14	Mean age 61.7 ± 13.2, male 50%,	NR	High for mortality and mechanical ventilation; high for symptom	<p>Mortality: Very low certainty ⊕○○○</p>
--	---	---------------------------------	----	---	--

	assigned to Ozone 250 ml ozonized blood and 14 assigned to standard of care			resolution, infection and adverse events Notes: Non-blinded study. Concealment of allocation probably inappropriate.	Invasive mechanical ventilation: No information Symptom resolution or improvement: Very low certainty ⊕○○○
SEOT trial ; ²³⁴ Shah et al; Peer reviewed; 2020	Patients with mild to moderate COVID-19. 30 assigned to Ozone 150 ml rectal insufflation plus 5 ml with venous blood once a day for 10 days and 30 assigned to SOC	Mean age 43.8 ± 9, male 80%, diabetes 10%	NR	High for mortality and mechanical ventilation; high for symptom resolution, infection and adverse events Notes: Non-blinded study. Concealment of allocation probably inappropriate.	Symptomatic infection (prophylaxis studies): No information Adverse events: Very low certainty ⊕○○○ Hospitalization: No information

Peg-interferon (IFN) alfa

Uncertainty in potential benefits and harms. Further research is needed.

Study; publication status	Patients and interventions analyzed	Comorbidities	Additional interventions	Risk of bias and study limitations	Interventions effects vs standard of care and GRADE certainty of the evidence
---------------------------	-------------------------------------	---------------	--------------------------	------------------------------------	---

RCT

PEGI.20.002 trial ; ²³⁵ Pandit et al; Peer reviewed; 2021	Patients with mild to moderate COVID-19 infection. 20 assigned to pegylated interferon alfa 1 µg/kg once and 19 assigned to SOC	Mean age 49.2 ± 13.5, male 75%	NR	High for mortality and mechanical ventilation; High for symptom resolution, infection and adverse events Notes: Non-blinded study. Concealment of allocation probably inappropriate.	Mortality: No information Invasive mechanical ventilation: No information Symptom resolution or improvement: Very low certainty ⊕○○○ Symptomatic infection (prophylaxis
--	---	--------------------------------	----	---	---

					studies): No information Adverse events: No information Hospitalization: No information
Peg-interferon (IFN) lamda Uncertainty in potential benefits and harms. Further research is needed.					
Study; publication status	Patients and interventions analyzed	Comorbidities	Additional interventions	Risk of bias and study limitations	Interventions effects vs standard of care and GRADE certainty of the evidence
RCT					
ILLAD trial ; ²³⁶ Feld et al; preprint; 2020	Patients with mild to severe COVID-19. 30 assigned to Peg-IFN lambda 180 µg subcutaneous injection once and 30 assigned to standard of care	Median age 46 ± 22, male 58%, comorbidities 15%	NR	Low for mortality and mechanical ventilation; low for symptom resolution, infection and adverse events Notes:	Mortality: No information Invasive mechanical ventilation: No information Symptom resolution or improvement: Very low certainty ⊕○○○
COVID-Lambda trial ; ²³⁷ Jagannathan et al; preprint; 2020	Patients with mild COVID-19. 60 assigned to Peg-IFN lambda 180 mcg subcutaneous injection once and 60 assigned to standard of care	Median age 36 ± 53, male 68.3%,	NR	Low for mortality and mechanical ventilation; high for symptom resolution, infection and adverse events Notes: Non-blinded study which might have introduced bias to symptoms and adverse events outcomes results.	Symptomatic infection (prophylaxis studies): No information Adverse events: Very low certainty ⊕○○○ Hospitalization: Very low certainty ⊕○○○

Pentoxifylline

Uncertainty in potential benefits and harms. Further research is needed.

Study; publication status	Patients and interventions analyzed	Comorbidities	Additional interventions	Risk of bias and study limitations	Interventions effects vs standard of care and GRADE certainty of the evidence
---------------------------	-------------------------------------	---------------	--------------------------	------------------------------------	---

RCT

Maldonado et al. ²³⁸ peer-reviewed; 2020	Patients with severe to critical COVID-19. 26 assigned to pentoxifylline 400 mg three times a day while hospitalized and 12 assigned to standard of care	Mean age 57.5 ± 11.7, male 55.2%, hypertension 39.4%, diabetes 50%, obesity 55.2%	NR	High for mortality and mechanical ventilation; high for symptom resolution, infection and adverse events Notes: Non-blinded study. Concealment of allocation probably inappropriate.	<p>Mortality: Very low certainty ⊕○○○</p> <p>Invasive mechanical ventilation: Very low certainty ⊕○○○</p> <p>Symptom resolution or improvement: No information</p> <p>Symptomatic infection (prophylaxis studies): No information</p> <p>Adverse events: No information</p> <p>Hospitalization: No information</p>
--	--	---	----	---	--

PNB001 (CCK-A antagonist)

Uncertainty in potential benefits and harms. Further research is needed.

Study; publication status	Patients and interventions analyzed	Comorbidities	Additional interventions	Risk of bias and study limitations	Interventions effects vs standard of care and GRADE certainty of the evidence
---------------------------	-------------------------------------	---------------	--------------------------	------------------------------------	---

RCT

BCR-PNB-001 trial ²³⁹ Lattaman et al; preprint; 2021	Patients with moderate COVID-19 infection. 20 assigned	Mean age 52, 65% male	NR	High for mortality and mechanical ventilation; high for symptom	<p>Mortality: Very low certainty ⊕○○○</p> <p>Invasive mechanical</p>
---	--	-----------------------	----	---	--

	to PNB001 200 mg a day for 14 days and 20 assigned to SOC			resolution, infection and adverse events Notes: Non-blinded study. Concealment of allocation probably inappropriate.	ventilation: No information Symptom resolution or improvement: Very low certainty ⊕○○○ Symptomatic infection (prophylaxis studies): No information Adverse events: No information Hospitalization: No information
--	---	--	--	---	---

Polymerized type I collagen (PT1C)

Uncertainty in potential benefits and harms. Further research is needed.

Study; publication status	Patients and interventions analyzed	Comorbidities	Additional interventions	Risk of bias and study limitations	Interventions effects vs standard of care and GRADE certainty of the evidence
---------------------------	-------------------------------------	---------------	--------------------------	------------------------------------	---

RCT

Mendez-Flores et al. , ²⁴⁰ preprint; 2021	Patients with mild to moderate COVID-19 infection. 44 assigned to PT1C 25 mg intramuscular for 3 days followed by 12.5 mg for another 4 days and 43 assigned to SOC	Mean age 48.5 ± 14.1, male 41.6%, hypertension 20.2%, diabetes 16.9%, COPD 2.3%, asthma 4.5%, CHD 0%, cancer 0%, obesity 28.1%	Steroids 0%	High for mortality and mechanical ventilation; high for symptom resolution, infection and adverse events Notes: Concealment of allocation probably inappropriate.	Mortality: No information Invasive mechanical ventilation: No information Symptom resolution or improvement: No information Symptomatic infection (prophylaxis studies): No information
--	---	--	-------------	--	--

					information Adverse events: No information Hospitalization: Very low certainty ⊕○○○
--	--	--	--	--	--

Povidone iodine spray

Uncertainty in potential benefits and harms. Further research is needed.

Study; publication status	Patients and interventions analyzed	Comorbidities	Additional interventions	Risk of bias and study limitations	Interventions effects vs standard of care and GRADE certainty of the evidence
---------------------------	-------------------------------------	---------------	--------------------------	------------------------------------	---

RCT

Seet et al. ¹³⁷ peer reviewed; 2021	Patients exposed to COVID-19 infection. 735 assigned to povidone iodine spray 3 times a day for 42 days and 619 assigned to SOC (vitamin C)	Mean age 33, male 100%, hypertension 1%, diabetes 0.3%	NR	Low for mortality and mechanical ventilation; High for symptom resolution, infection and adverse events Notes: Non-blinded study which might have introduced bias to symptoms and adverse events outcomes results.	Mortality: Very low certainty ⊕○○○ Invasive mechanical ventilation: No information Symptom resolution or improvement: No information Symptomatic infection (prophylaxis studies): Very low certainty ⊕○○○ Adverse events: Very low certainty ⊕○○○ Hospitalization: Very low certainty ⊕○○○
--	---	--	----	---	---

Progesterone

Uncertainty in potential benefits and harms. Further research is needed.

Study; publication status	Patients and interventions analyzed	Comorbidities	Additional interventions	Risk of bias and study limitations	Interventions effects vs standard of care and GRADE certainty of the evidence
RCT					
Ghandehari et al; ²⁴¹ preprint; 2020	Patients with severe COVID-19. 18 assigned to progesterone 100 mg twice a day for 5 days and 22 assigned to standard of care	Mean age 55.3 ± 16.4, male 100%, hypertension 48%, diabetes 25%, obesity 45%	Steroids 60%, remdesivir 60%, hydroxychloroquine 2.5%, tocilizumab 12.5%, azithromycin 50%, convalescent plasma 5%	High for mortality and mechanical ventilation; high for symptom resolution, infection and adverse events Notes: Non-blinded study. Concealment of allocation probably inappropriate.	Mortality: Very low certainty ⊕○○○ Invasive mechanical ventilation: Very low certainty ⊕○○○ Symptom resolution or improvement: No information Symptomatic infection (prophylaxis studies): No information Adverse events: Very low certainty ⊕○○○ Hospitalization: No information

Prolectin-M

Uncertainty in potential benefits and harms. Further research is needed.

Study; publication status	Patients and interventions analyzed	Comorbidities	Additional interventions	Risk of bias and study limitations	Interventions effects vs standard of care and GRADE certainty of the evidence
RCT					
Prolectin-M trial; ²⁴² Sigamani et al; preprint; 2020	Patients with mild COVID-19. 5 assigned to prolectin-M 40 gr a day and 5 assigned to standard of care	Mean age 28.5 ± 3.85, male 20%	NR	High for mortality and mechanical ventilation; high for symptom resolution, infection and adverse events	Mortality: No information Invasive mechanical ventilation: No information

				Notes: Non-blinded study. Concealment of allocation probably inappropriate.	<p>Symptom resolution or improvement: No information</p> <p>Symptomatic infection (prophylaxis studies): No information</p> <p>Adverse events: No information</p> <p>Hospitalization: No information</p>
--	--	--	--	---	--

Propolis

Uncertainty in potential benefits and harms. Further research is needed.

Study; publication status	Patients and interventions analyzed	Comorbidities	Additional interventions	Risk of bias and study limitations	Interventions effects vs standard of care and GRADE certainty of the evidence
---------------------------	-------------------------------------	---------------	--------------------------	------------------------------------	---

RCT

<p>Bee-Covid trial;²⁴³ Duarte Silveira et al; Preprint; 2020</p>	<p>Patients with moderate to critical COVID-19. 82 assigned to propolis 400-800 mg a day for 7 days and 42 assigned to SOC</p>	<p>Mean age 50 ± 12.8, male 69.4%, hypertension 45.2%, diabetes 21%, COPD 7.3%, asthma %, obesity 51.6%</p>	<p>Steroids 80.6%, hydroxychloroquine 3.2%, azithromycin 95.2%,</p>	<p>Low for mortality and mechanical ventilation; high for symptom resolution, infection and adverse events</p> <p>Notes: Non-blinded study which might have introduced bias to symptoms and adverse events outcomes results.</p>	<p>Mortality: Very low certainty ⊕○○○</p> <p>Invasive mechanical ventilation: Very low certainty ⊕○○○</p> <p>Symptom resolution or improvement: Very low certainty ⊕○○○</p> <p>Symptomatic infection (prophylaxis studies): No information</p> <p>Adverse events: No</p>
---	--	---	---	--	---

					information Hospitalization: No information
--	--	--	--	--	--

Proxalutide

Proxalutide may improve time to symptom resolution and reduce hospitalizations. Further research is needed.

Study; publication status	Patients and interventions analyzed	Comorbidities	Additional interventions	Risk of bias and study limitations	Interventions effects vs standard of care and GRADE certainty of the evidence
RCT					
Cadegiani et al. ²⁴⁴ Preprint; 2020	Patients with mild COVID-19. 114 assigned to proxalutide 200 mg a day for 15 days and 100 assigned to SOC	NR	NR	High for mortality and mechanical ventilation; High for symptom resolution, infection and adverse events Notes: Randomization and concealment methods probably not appropriate	Mortality: Very low certainty ⊕○○○ Invasive mechanical ventilation: Very low certainty ⊕○○○ Symptom resolution or improvement: RR 3.34 (95%CI 2.17 to 5.15); RD 57.1% (95%CI -28.5% to 76%); Low certainty ⊕⊕○○
AB-DRUG-SARS-004 trial ²⁴⁵ Cadegiani et al; Peer reviewed; 2020	Patients with mild to moderate COVID-19 infection. 171 assigned to proxalutide 200 mg a day for 15 days and 65 assigned to SOC	Mean age 45.3 ± 13, male 54.2%, hypertension 22.5%, diabetes 8.9%, COPD 0%, asthma 5%, CKD 0.4%, cancer 17%, obesity 15.7%	NR	High for mortality and mechanical ventilation; High for symptom resolution, infection and adverse events Notes: Concealment of allocation and blinding probably inappropriate.	Symptomatic infection (prophylaxis studies): No information Adverse events: No information Hospitalization: RR 0.02 (95%CI 0.001 to 0.26); RD -7.3% (95%CI -7.4% to -5.5%); Low certainty ⊕⊕○○

Pyridostigmine

Uncertainty in potential benefits and harms. Further research is needed.

Study; publication status	Patients and interventions analyzed	Comorbidities	Additional interventions	Risk of bias and study limitations	Interventions effects vs standard of care and GRADE certainty of the evidence
---------------------------	-------------------------------------	---------------	--------------------------	------------------------------------	---

RCT

PISCO trial ; ²⁴⁶ Frago-Saavedra et al; preprint; 2021	Patients with moderate to severe COVID-19 infection. 94 assigned to pyridostigmine 60 mg a day for 14 days and 94 assigned to SOC	Median age 52 ± 20, male 59.6%, hypertension 35.1%, diabetes 36.2%, COPD 4.3%, asthma %, CHD 2.1%, obesity 43.1%	Steroids 74.5%, tocilizumab 5.3%	High for mortality and mechanical ventilation; high for symptom resolution, infection and adverse events Notes: Concealment of allocation and blinding probably inappropriate.	Mortality: Very low certainty ⊕○○○ Invasive mechanical ventilation: Very low certainty ⊕○○○ Symptom resolution or improvement: Very low certainty ⊕○○○ Symptomatic infection (prophylaxis studies): No information Adverse events: Very low certainty ⊕○○○ Hospitalization: No information
--	---	--	----------------------------------	---	---

Quercetin

Uncertainty in potential benefits and harms. Further research is needed.

Study; publication status	Patients and interventions analyzed	Comorbidities	Additional interventions	Risk of bias and study limitations	Interventions effects vs standard of care and GRADE certainty of the evidence
---------------------------	-------------------------------------	---------------	--------------------------	------------------------------------	---

RCT

Onal et al ; ²⁴⁷	Patients with	Age > 50 65.7%, male	Hydroxychloroquine	High for mortality and	Mortality: Very low certainty ⊕○○○
---	---------------	----------------------	--------------------	------------------------	---

Preprint; 2020	moderate to severe COVID-19. 52 assigned to Quercetin 1000 mg and 395 assigned to SOC	56.6%, hypertension 38.7%, diabetes 28.2%, COPD 6%, asthma 13.9%, CHD 22.6%, CKD 0.2%, cancer 3.6%, obesity 0.9%	97.5%, favipiravir 13.2%	mechanical ventilation; High for symptom resolution, infection and adverse events Notes: Randomization and concealment process probably inappropriate. Non-blinded study	Invasive mechanical ventilation: No information Symptom resolution or improvement: Very low certainty ⊕○○○ Symptomatic infection (prophylaxis studies): No information Adverse events: No information Hospitalization: No information
----------------	---	--	--------------------------	---	--

Ramipril

Uncertainty in potential benefits and harms. Further research is needed.

Study; publication status	Patients and interventions analyzed	Comorbidities	Additional interventions	Risk of bias and study limitations	Interventions effects vs standard of care and GRADE certainty of the evidence
---------------------------	-------------------------------------	---------------	--------------------------	------------------------------------	---

RCT

RASTAVI trial , ²⁴⁸ Amat-Santos et al; preprint; 2020	Patients exposed to COVID-19. 50 assigned to Ramipril 2.5 mg a day progressively increased to 10 mg a day and 52 assigned to standard of care	Mean age 82.3 ± 6.1, male 56.9%, hypertension 54.15%, diabetes 20.65%, chronic lung disease 7.35%, coronary heart disease 22.45%, chronic kidney disease 34.15%, cerebrovascular disease 11.15%	NR	Low for mortality and invasive mechanical ventilation; high for symptom resolution, infection and adverse events Notes: Non-blinded study which might have introduced bias to symptoms and adverse events outcomes results.	Mortality: Very low certainty ⊕○○○ Invasive mechanical ventilation: No information Symptom resolution or improvement: No information Symptomatic infection (prophylaxis studies): Very low
--	---	---	----	--	---

					certainty ⊕○○○ Adverse events: No information Hospitalization: No information
--	--	--	--	--	---

Recombinant Super-Compound Interferon

Uncertainty in potential benefits and harms. Further research is needed.

Study; publication status	Patients and interventions analyzed	Comorbidities	Additional interventions	Risk of bias and study limitations	Interventions effects vs standard of care and GRADE certainty of the evidence
---------------------------	-------------------------------------	---------------	--------------------------	------------------------------------	---

RCT

Li et al. ²⁴⁹ peer-reviewed; 2020	Patients with moderate to severe COVID-19 infection. 46 assigned to Recombinant Super-Compound interferon 12 million IU twice daily (nebulization) and 48 assigned to Interferon alfa	Median age 54 ± 23.5, male 46.8%, hypertension 19.1%, diabetes 9.6%, chronic lung disease 1.1%, coronary heart disease 7.4%, cerebrovascular disease 5.3%, liver disease 6.4%	Steroids 9.6%, ATB 22.3%, intravenous immunoglobulin 3.2%, lopinavir-ritonavir 44.7%	High for mortality and invasive mechanical ventilation; high for symptom resolution, infection and adverse events Notes: Non-blinded study. Concealment of allocation probably inappropriate.	Mortality: Very low certainty ⊕○○○ Invasive mechanical ventilation: No information Symptom resolution or improvement: Very low certainty ⊕○○○ Symptomatic infection (prophylaxis studies): No information Adverse events: No information Hospitalization: No information
--	---	---	--	--	---

REGEN-COV (casirivimab and imdevimab)

Uncertainty in potential benefits and harms. Further research is needed.

Study; publication status	Patients and interventions analyzed	Comorbidities	Additional interventions	Risk of bias and study limitations	Interventions effects vs standard of care and GRADE
---------------------------	-------------------------------------	---------------	--------------------------	------------------------------------	---

					certainty of the evidence
RCT					
Weinreich et al. ²⁵⁰ preprint; 2020	Patients with recent onset mild disease with risk factors COVID-19 infection. 2091 assigned to REGEN-COV (casirivimab and imdevimab) 1.2 to 2.4gr single infusion and 2089 assigned to SOC	Median age 50 ± 21, male 48.7%, obesity 58%, comorbidities 100%	NR	Low for mortality and mechanical ventilation; low for symptom resolution, infection and adverse events	<p>Mortality: Very low certainty ⊕○○○</p> <p>Invasive mechanical ventilation: Very low certainty ⊕○○○</p> <p>Symptom resolution or improvement: RR 1.11 (95%CI 1.05 to 1.17); RD 6.7% (95%CI 3% to 10.3%); Moderate certainty ⊕⊕⊕○</p> <p>Symptomatic infection (prophylaxis studies): No information</p> <p>Adverse events: RR 0.33 (95%CI 0.23 to 0.48); RD -6.8% (95%CI -5.3% to -7.9%); Moderate certainty ⊕⊕⊕○</p> <p>Hospitalization: RR 0.29 (95%CI 0.18 to 0.45); RD -5.3% (95%CI -4.1% to -6.1%); Moderate certainty ⊕⊕⊕○</p>
Regdanvimab (monoclonal antibody)					
Regdanvimab may improve time to symptom resolution. Its effects on mortality and mechanical ventilation are uncertain. Further research is needed.					
Study; publication status	Patients and interventions analyzed	Comorbidities	Additional interventions	Risk of bias and study limitations	Interventions effects vs standard of care and GRADE certainty of the

					evidence
RCT					
Eom et al , ²⁵¹ Preprint; 2021	Patients with mild to moderate COVID-19 infection. 204 assigned to regdanvimab 40-80 mg/kg once and 103 assigned to SOC	Mean age 51 ± 20, male 44.6%, comorbidities 73%	NR	Low for mortality and mechanical ventilation; Low for symptom resolution, infection and adverse events	<p>Mortality: Very low certainty ⊕○○○</p> <p>Invasive mechanical ventilation: Very low certainty ⊕○○○</p> <p>Symptom resolution or improvement: RR 0.94 (95%CI 0.82 to 1.08); RD 13.9% (95%CI 1.8% to 27.3%); Low certainty ⊕⊕○○</p> <p>Symptomatic infection (prophylaxis studies): No information</p> <p>Adverse events: Very low certainty ⊕○○○</p> <p>Hospitalization: Very low certainty ⊕○○○</p>

Remdesivir

Remdesivir may slightly reduce mortality, mechanical ventilation requirement and improve time to symptom resolution without significantly increasing the risk of severe adverse events. However, the certainty is low because of risk of bias and imprecision.

Study; publication status	Patients and interventions analyzed	Comorbidities	Additional interventions	Risk of bias and study limitations	Interventions effects vs standard of care and GRADE certainty of the evidence
RCT					
ACTT-1 trial ; Beigel et al, ²⁵² peer-	Patients with mild to critical COVID-19	Mean age 58.9 ± 15, male 64.3%,	NR	Low for mortality and invasive mechanical	Mortality: RR 0.95 (95%CI 0.83 to 1.08);

reviewed; 2020	infection. 541 assigned to remdesivir intravenously 200 mg loading dose on day 1 followed by a 100 mg maintenance dose administered daily on days 2 through 10 or until hospital discharge or death and 522 assigned to standard of care	hypertension 49.6%, diabetes 29.7%, chronic lung disease 7.6%, coronary heart disease 11.6%,		ventilation; low for symptom resolution, infection and adverse events	RD -0.8% (95%CI -2.7% to 1.3%); Low certainty ⊕⊕○○ Invasive mechanical ventilation: RR 0.71 (95%CI 0.43 to 1.18); RD -5% (95%CI -9.9% to 3.1%); Low certainty ⊕⊕○○ Symptom resolution or improvement: RR
SIMPLE trial ; Goldman et al; ²⁵³ peer-reviewed; 2020	Patients with severe COVID-19 infection. 200 assigned to remdesivir (5 days) 200 mg once followed 100 mg for 5 days and 197 assigned to remdesivir (10 days)	Median age 61.5 ± 20, male 63.7%, hypertension 49.8%, diabetes 22.6%, asthma 12.3%	NR	Low for mortality and invasive mechanical ventilation; high for symptom resolution, infection and adverse events Notes: Non-blinded study which might have introduced bias to symptoms and adverse events outcomes results.	1.17 (95%CI 1.03 to 1.33); RD 10.3% (95%CI 1.8% to 20%); Low certainty ⊕⊕○○ Symptomatic infection (prophylaxis studies): No information Severe Adverse events: RR 0.8 (95%CI 0.48 to 1.33); RD -2% (95%CI -5.3% to 3.4%); Low certainty ⊕⊕○○
CAP-China remdesivir 2 trial ; ²⁵⁴ Wang et al; peer-reviewed; 2020	Patients with severe to critical COVID-19 infection. 158 assigned to remdesivir 200 mg on day 1 followed by 100 mg on days 2–10 in single daily infusions and 79 assigned to standard of care	Median age 65 ± 7.5, male 60.5%, hypertension 43%, diabetes 23.7%, coronary heart disease 7.2%	Steroids 65.6%, lopinavir-ritonavir 28.4%, IFN 32.2%, ATB 91.1%	Low for mortality and invasive mechanical ventilation; low for symptom resolution, infection and adverse events	Hospitalization: No information
SIMPLE 2 trial ; Spinner et al; ²⁵⁵ peer-reviewed; 2020	Patients with moderate COVID-19 infection. 384 assigned to remdesivir 200 mg on day 1 followed by 100 mg a day for 5 to	Median age 57 ± 9, male 61.3%, hypertension 42%, diabetes 40%, asthma 14%, coronary heart disease 56%	Steroids 17%, hydroxychloroquine 21.33%, lopinavir-ritonavir 11%, tocilizumab 4%	Some Concerns for mortality and invasive mechanical ventilation; high for symptom resolution, infection and adverse events	

	10 days and 200 assigned to standard of care			Notes: Non-blinded study. Additional treatments unbalanced between arms which suggests that patients might have been treated differently.	
WHO SOLIDARITY ; ¹²⁴ Pan et al; preprint; 2020	Patients with moderate to critical COVID-19. 2743 assigned to remdesivir 200 mg once followed by 100 mg a day for 10 days and 2708 assigned to standard of care	age < 70 years 61%, male 62%, hypertension %, diabetes 25%, COPD 6%, asthma 5%, coronary heart disease 21%	Steroids 15.1%, convalescent plasma 0.5%, Anti IL6 2.1%	Low for mortality and invasive mechanical ventilation; Some Concerns for symptom resolution, infection and adverse events Notes: Non-blinded study which might have introduced bias to symptoms and adverse events outcomes results.	
Mahajan et al ; ²⁵⁶ peer reviewed; 2021	Patients with mild to severe COVID-19 infection. 34 assigned to remdesivir 200 mg once followed by 100 mg once a day for 5 days and 36 assigned to SOC	Mean age 57.7 ± 13.1, male 65.5%, hypertension 45.7%, diabetes 60%, asthma 1.4%, CHD 12.9%, CKD 4.3%	NR	High for mortality and mechanical ventilation; High for symptom resolution, infection and adverse events Notes: Non-blinded study. Concealment of allocation probably inappropriate.	

rhG-CSF (in patients with lymphopenia)

Uncertainty in potential benefits and harms. Further research is needed.

Study; publication status	Patients and interventions analyzed	Comorbidities	Additional interventions	Risk of bias and study limitations	Interventions effects vs standard of care and GRADE certainty of the evidence
RCT					
Cheng et al ; ²⁵⁷ peer-	Patients with	Mean age 45 ± 15, male	Lopinavir-ritonavir	High for mortality and	Mortality: Very low

reviewed; 2020	moderate to severe COVID-19 and lymphopenia. 100 assigned to rhG-CSF six doses and 100 assigned to standard of care	56%	15.5%, IFN 9%, umifenovir 18%	invasive mechanical ventilation; high for symptom resolution, infection and adverse events Notes: Non-blinded study. Concealment of allocation probably inappropriate.	certainty ⊕○○○ Invasive mechanical ventilation: No information Symptom resolution or improvement: Very low certainty ⊕○○○ Symptomatic infection (prophylaxis studies): No information Severe Adverse events: Very low certainty ⊕○○○ Hospitalization: No information
----------------	---	-----	-------------------------------	---	--

Ribavirin

Uncertainty in potential benefits and harms. Further research is needed.

Study; publication status	Patients and interventions analyzed	Comorbidities	Additional interventions	Risk of bias and study limitations	Interventions effects vs standard of care and GRADE certainty of the evidence
---------------------------	-------------------------------------	---------------	--------------------------	------------------------------------	---

RCT

Chen et al ; ¹⁹⁰ preprint; 2020	Patients with mild to moderate COVID-19 infection. 33 assigned to ribavirin 2 gr IV loading dose followed by orally 400-600 mg every 8 h for 14 days, 36 assigned to lopinavir-ritonavir and 32 assigned to ribavirin plus lopinavir-ritonavir	Mean age 42.5 ± 11.5, male 45.5%	NR	High for mortality and invasive mechanical ventilation; high for symptom resolution, infection and adverse events Notes: Non-blinded study. Concealment of allocation probably inappropriate.	Mortality: No information Invasive mechanical ventilation: No information Symptom resolution or improvement: No information Symptomatic infection
--	--	----------------------------------	----	--	--

					<p>(prophylaxis studies): No information</p> <p>Adverse events: No information</p> <p>Hospitalization: No information</p>
--	--	--	--	--	--

Ribavirin plus Interferon beta-1b

Uncertainty in potential benefits and harms. Further research is needed.

Study; publication status	Patients and interventions analyzed	Comorbidities	Additional interventions	Risk of bias and study limitations	Interventions effects vs standard of care and GRADE certainty of the evidence
---------------------------	-------------------------------------	---------------	--------------------------	------------------------------------	---

RCT

Hung et al. ²⁵⁸ peer-reviewed; 2020	Patients with mild to moderate COVID-19 infection. 86 assigned to ribavirin plus interferon beta-1b 400 mg every 12 hours (ribavirin), and subcutaneous injection of one to three doses of interferon beta-1b 1 mL (8 million international units [IU]) on alternate days, for 14 days and 41 assigned to standard of care	Median age 52 ± 15, male 54%, hypertension 18.3%, diabetes 13.3%, coronary heart disease 7.9% cerebrovascular disease 1.5%, cancer 1.5%	Steroids 6.2%, ATB 53.3%	Low for mortality and invasive mechanical ventilation; high for symptom resolution, infection and adverse events Notes: Non-blinded study which might have introduced bias to symptoms and adverse events outcomes results.	<p>Mortality: No information</p> <p>Invasive mechanical ventilation: No information</p> <p>Symptom resolution or improvement: No information</p> <p>Symptomatic infection (prophylaxis studies): No information</p> <p>Adverse events: No information</p> <p>Hospitalization: No information</p>
--	--	---	--------------------------	--	--

Ruxolitinib

Uncertainty in potential benefits and harms. Further research is needed.

Study; publication status	Patients and interventions analyzed	Comorbidities	Additional interventions	Risk of bias and study limitations	Interventions effects vs standard of care and GRADE certainty of the evidence
---------------------------	-------------------------------------	---------------	--------------------------	------------------------------------	---

RCT

Cao et al. ²⁵⁹ peer-reviewed; 2020	Patients with severe COVID-19 infection. 22 assigned to ruxolitinib 5 mg twice	Mean age 63 ± 10, male 58.5%, hypertension 39%, diabetes 19.5%, coronary heart disease	Steroids 70.7%, IVIG 43.9%, umifenovir 73%, oseltamivir 27%	Low for mortality and invasive mechanical ventilation; low for symptom resolution,	<p>Mortality: No information</p> <p>Invasive mechanical ventilation: No</p>
---	--	--	---	--	---

	a day and 21 assigned to standard of care	7.3%,		infection and adverse events	information Symptom resolution or improvement: Very low certainty ⊕○○○ Symptomatic infection (prophylaxis studies): No information Adverse events: No information Hospitalization: No information
--	---	-------	--	------------------------------	--

Sarilumab

Sarilumab may reduce mortality and mechanical ventilation requirements. However certainty of the evidence is low. Further research is needed.

Study; publication status	Patients and interventions analyzed	Comorbidities	Additional interventions	Risk of bias and study limitations	Interventions effects vs standard of care and GRADE certainty of the evidence
RCT					
REMAP-CAP-tocilizumab trial ; ²⁶⁰ Gordon et al; preprint; 2020	Patients with severe to critical COVID-19 infection. 353 assigned to TCZ 8 mg/kg once or twice, 48 assigned to sarilumab 400 mg once and 402 assigned to SOC	Mean age 61.4 ± 12.7, male 72.7%, diabetes 35.4%, COPD 24%, CHD 10.2%, immunosuppressive therapy 1.4%, cancer %, obesity %	Steroids 75.6%, remdesivir 32.8%	Low for mortality and mechanical ventilation; high for symptom resolution, infection and adverse events Notes: Non-blinded study which might have introduced bias to symptoms and adverse events outcomes results.	Mortality: RR 0.9 (95%CI 0.75 to 1.09); RD -1.6% (95%CI -4% to 1.4%); Low certainty ⊕⊕○○ Invasive mechanical ventilation: RR 0.67 (95%CI 0.42 to 1.05); RD -5.6% (95%CI -10% to 0.8%); Low certainty ⊕⊕○○
Lescure et al ; ²⁶¹ peer-reviewed; 2020	Patients with severe to critical COVID-19. 332 assigned to sarilumab 200-400 mg	Mean age 59 ± 18, male 62.7%, hypertension 42.5%, diabetes 26.4%, COPD 4.3%, asthma	Steroids 46.4%, hydroxychloroquine 34.5%, azithromycin 46.4%,	Low for mortality and mechanical ventilation; Low for symptom resolution, infection and	Symptom resolution or improvement: RR 0.99 (95%CI 0.92 to 1.08); RD -0.6%

	once and 84 assigned to SOC	4.1%, CHD 5.3%, CKD 4.3%, cancer 10.1%, obesity 20.7%		adverse events	(95%CI -4.8% to 4.8%); Low certainty ⊕⊕○○
Sarilumab-COVID19 Study trial ; ²⁶² Sivapalasingam, et al; preprint; 2021	Patients with severe to critical COVID-19 infection. 1136 assigned to sarilumab 200-400 mg once and 309 assigned to SOC	Critical patient population: Mean age 61 ± 20, male 68.4%, hypertension 52.1%, diabetes 18.7%, obesity 46.5%	Steroids 34.3%,	Low for mortality and mechanical ventilation; Low for symptom resolution, infection and adverse events	Symptomatic infection (prophylaxis studies): No information Severe adverse events: RR 1.02 (95%CI 0.89 to 1.17); RD 0.2% (95%CI -1.1% to 1.7%); Low certainty ⊕⊕○○ Hospitalization: No information

Sofosbuvir +/- daclatasvir or ledipasvir

Sofosbuvir alone or in combination with daclatasvir or ledipasvir may not reduce mortality or mechanical ventilation requirements, and probably does not improve time to symptom resolution.

Study; publication status	Patients and interventions analyzed	Comorbidities	Additional interventions	Risk of bias and study limitations	Interventions effects vs standard of care and GRADE certainty of the evidence
---------------------------	-------------------------------------	---------------	--------------------------	------------------------------------	---

RCT

Kasgari et al ; ¹⁹³ peer-reviewed; 2020	Patients with moderate COVID-19 infection. 24 assigned to sofosbuvir/daclatasvir 400/60 mg twice daily and 24 assigned to hydroxychloroquine plus lopinavir-ritonavir	Median age 52.5 ± NR, male 37.5%, hypertension 35.4%, diabetes 37.5%, chronic lung disease 2%	NR	High for mortality and invasive mechanical ventilation; high for symptom resolution, infection and adverse events Notes: Non-blinded study. Concealment of allocation probably inappropriate.	Mortality: RR 1.14 (95%CI 0.82 to 1.57); RD 2.2% (95%CI -2.9% to 9.1%); Low certainty ⊕⊕○○ Invasive mechanical ventilation: RR 1.5 (95%CI 0.73 to 3.09); RD 8.6% (95%CI -4.7% to 36.1%); Low certainty ⊕⊕○○
Sadeghi et al ; ²⁶³ peer-reviewed; 2020	Patients with moderate to severe COVID-19 infection. 33 assigned to	Median age 58 ± 13, male 20.21%, hypertension 34.8%, diabetes 42.4%, chronic	Steroids 30.2%, lopinavir-ritonavir 48.4%, antibiotics 89.4%	High for mortality and invasive mechanical ventilation; high for symptom resolution,	Symptom resolution or improvement: RR 0.97 (95%CI 0.89 to 1.05); RD -1.8%

	sofosbuvir/daclatasvir 400/60 mg once a day for 14 days and 33 assigned to standard of care	lung disease 22.7%, asthma 3%, coronary heart disease 15.1%, cancer 4.5%, obesity 25.7%		infection and adverse events Notes: Only outcome assessors and data analysts were blinded. Concealment of allocation probably inappropriate.	(95%CI -6.7% to 3%); Moderate certainty ⊕⊕⊕○ Symptomatic infection (prophylaxis studies): No information Adverse events: No information
Yakoot et al; ²⁶⁴ preprint; 2020	Patients with mild to severe COVID-19. 44 assigned to sofosbuvir/daclatasvir 400/60 mg once a day for 10 days and 45 assigned to standard of care	Median age 49 ± 27, male 42.7%, hypertension 26%, diabetes 19%, COPD %, asthma 1%, coronary heart disease 8%	Hydroxychloroquine 100% azithromycin 100%	High for mortality and mechanical ventilation; high for symptom resolution, infection and adverse events Notes: Non-blinded study. Concealment of allocation probably inappropriate.	Hospitalization: Very low certainty ⊕○○○
Roozbeh et al; ²⁶⁵ Peer reviewed; 2020	Patients with moderate COVID-19. 27 assigned to sofosbuvir/daclatasvir 400/60 mg once a day for 7 days and 28 assigned to SOC	Median age 53 ± 16, male 47%, comorbidities 38%	Azithromycin 100%, hydroxychloroquine 100%	High for symptom resolution, infection and adverse events Notes: Blinding method possibly inappropriate which might have introduced bias to symptoms and adverse events outcomes results.	
Sali et al; ¹⁹¹ Peer reviewed; 2020	Patients with moderate to severe COVID-19. 22 assigned to sofosbuvir 400 mg a day and 32 assigned to lopinavir-ritonavir 400/100 mg every 12 hours	Mean age 56.5 ± 14, male 53.7%, diabetes 33%,	NR	High for mortality and mechanical ventilation; High for symptom resolution, infection and adverse events Notes: Non-blinded study. Concealment of allocation probably inappropriate.	
DISCOVER	Patients with	Median age 58 ± 54,	Steroids 69.9%,	Low for mortality and	

trial ; ²⁶⁶ Mobarak et al; Preprint; 2021	moderate to severe COVID-19 infection. 541 assigned to sofosbuvir/daclatasvir 400/60 mg a day for 10 days and 542 assigned to SOC	male 54%, hypertension 34%, diabetes 27.6%, COPD 2.1%, asthma 4.8%, CHD 9.1%	remdesivir 15.6%, hydroxychloroquine 12.8%, lopinavir-ritonavir 33.1%, azithromycin 22.1%,	mechanical ventilation; Low for symptom resolution, infection and adverse events	
Alavi-moghaddam et al ; ²⁶⁷ Preprint; 2021	Patients with severe to critical COVID-19 infection. 27 assigned to sofosbuvir 400 mg a day and 30 assigned to SOC	Mean age 57.2 ±, male 49.1%, hypertension 21%, diabetes 29.8%, COPD 7%, CHD 19.3%, CKD 1.7%, obesity 1.7%	NR	High for mortality and mechanical ventilation; High for symptom resolution, infection and adverse events Notes: Non-blinded study. Concealment of allocation probably inappropriate.	
Yadollahzadeh et al ; ¹⁹⁴ Preprint; 2021	Patients with mild to moderate COVID-19 infection. 58 assigned to sofosbuvir/daclatasvir 400/60 mg a day for 10 days and 54 assigned to lopinavir-ritonavir 400/100 mg twice a day for 7 days	Mean age 57.4 ± 15, male 44.6%, hypertension 25%, diabetes 21.4%, COPD 3.6%, CHD 15.2%, CKD 6.2%, immunosuppression 3.6%, cancer 10.7%	Hydroxychloroquine 100%	High for mortality and mechanical ventilation; High for symptom resolution, infection and adverse events Notes: Non-blinded study. Concealment of allocation probably inappropriate.	
Khalili et al ; ²⁶⁸ Peer reviewed; 2020	Patients with mild to moderate COVID-19. 42 assigned to sofosbuvir/ledipasvir 400/90 mg a day for 10 days and 40 assigned to SOC	Median age 62.2 ± 23.1, hypertension 45.1%, diabetes 45.1%, COPD 4.9%, CHD 31.7%, cancer 3.6%,	Steroids 8.5%, hydroxychloroquine 10.9%,	Low for mortality and mechanical ventilation; High for symptom resolution, infection and adverse events Notes: Non-blinded study which might have introduced bias to symptoms and adverse events outcomes results.	
Elgohary et al ; ²⁶⁹	Patients with	Mean age 43 ±, male	NR	High for mortality and	

preprint; 2021	moderate COVID-19 infection. 125 assigned to sofosbuvir/ledipasvir 400/90 mg once a day for 15 days and 125 assigned to SOC	0.4%		mechanical ventilation; high for symptom resolution, infection and adverse events Notes: Non-blinded study. Concealment of allocation probably inappropriate.	
----------------	---	------	--	--	--

Statins

Steroids reduce mortality and probably reduce invasive mechanical ventilation requirements in patients with severe COVID-19 infection with moderate certainty. Steroids may not significantly increase the risk of severe adverse events

Study; publication status	Patients and interventions analyzed	Comorbidities	Additional interventions	Risk of bias and study limitations	Interventions effects vs standard of care and GRADE certainty of the evidence
---------------------------	-------------------------------------	---------------	--------------------------	------------------------------------	---

RCT

RESIST trial , ³⁰ Ghati et al; preprint; 2021	Patients with moderate to severe COVID-19 infection. 221 assigned to atorvastatin 40 mg once a day for 10 days and 219 assigned to SOC	Mean age 53.1 ± 9.2, male 73.3%, hypertension 28.6%, diabetes 27.7%, CHD 1.1%, CKD 2.4%	Steroids 27.3%, remdesivir 20.6%, hydroxychloroquine 9.9%, tocilizumab 0.6%, convalescent plasma 0.2%	High for mortality and mechanical ventilation; High for symptom resolution, infection and adverse events Notes: Blinding and concealment probably inappropriate	<p>Mortality: Very low certainty ⊕○○○</p> <p>Invasive mechanical ventilation: Very low certainty ⊕○○○</p> <p>Symptom resolution or improvement: No information</p> <p>Symptomatic infection (prophylaxis studies): No information</p> <p>Adverse events: No information</p> <p>Hospitalization: No information</p>
--	--	---	---	--	--

Steroids

Steroids reduce mortality and probably reduce invasive mechanical ventilation requirements in patients with severe COVID-19 infection with moderate certainty. Steroids may not significantly increase the risk of severe adverse events

Study; publication status	Patients and interventions analyzed	Comorbidities	Additional interventions	Risk of bias and study limitations	Interventions effects vs standard of care and GRADE certainty of the evidence
RCT					
GLUCOCOVID trial ; ²⁷⁰ Corral-Gudino et al; preprint; 2020	Patients with moderate to severe COVID-19 infection. 56 assigned to methylprednisolone 40 mg twice daily for 3 days followed by 20 mg twice daily for 3 days and 29 assigned to standard of care	Mean age 69.5 ± 11.5, male 61.9%, hypertension 47.6%, diabetes 17.5%, chronic lung disease 7.9%, cerebrovascular disease 12.7%	Hydroxychloroquine 96.8%, lopinavir-ritonavir 84.1%, azithromycin 92%	High for mortality and invasive mechanical ventilation; high for symptom resolution, infection and adverse events Notes: Non-blinded study. Concealment of allocation probably inappropriate.	Mortality: RR 0.90 (95%CI 0.80 to 1.02); RD -1.6% (95%CI -3.2% to 0.3%); Moderate certainty ⊕⊕⊕○ Invasive mechanical ventilation: RR 0.87 (95%CI 0.72 to 1.05); RD -2.2% (95%CI -4.8% to 0.8%); Moderate certainty ⊕⊕⊕○
Metcovid trial ; ²⁷¹ Prado Jeronimo et al; peer-reviewed; 2020	Patients with severe COVID-19 infection. 194 assigned to methylprednisolone 0.5 mg/kg twice a day for 5 days and 199 assigned to standard of care	Mean age 55 ± 15, male 64.6%, hypertension 48.9%, diabetes 29.1%, chronic lung disease 0.5%, asthma 2.5%, coronary heart disease 6.9%, alcohol use disorder 27%, liver disease 5.5%	Remdesivir 0%, tocilizumab 0%, convalescent plasma 0%	Low for mortality and invasive mechanical ventilation; low for symptom resolution, infection and adverse events	Symptom resolution or improvement: RR 1.27 (95%CI 0.98 to 1.65); RD 16.4% (95%CI -1.2% to 39.4%); Low certainty ⊕⊕○○
RECOVERY-Dexamethasone trial ; ²⁷² Horby et al; peer-reviewed; 2020	Patients with moderate to critical COVID-19 infection. 2104 assigned to dexamethasone 6 mg once daily for 10 days and 4321 assigned to standard of care	Mean age 66.1 ± 15.7, male 64%, diabetes 24%, chronic lung disease 21%, asthma NR%, coronary heart disease 27%, chronic kidney disease 8%, liver disease 2%, any comorbidities 56%	Steroids NA%, remdesivir 0.08%, hydroxychloroquine 1%, lopinavir-ritonavir 0.5%, tocilizumab 3%, azithromycin 25%	Low for mortality and invasive mechanical ventilation; some concerns for symptom resolution, infection and adverse events Notes: Non-blinded study which might have introduced bias to symptoms and adverse	Symptomatic infection (prophylaxis studies): No information Severe adverse events: RR 0.89 (95%CI 0.68 to 1.17); RD -1.1% (95%CI -3.3% to 1.7%); Low certainty ⊕⊕○○

				events outcomes results.	Hospitalization: No information
DEXA-COVID19 trial ; ²⁷³ Villar et al; unpublished; 2020	Patients with severe to critical COVID-19. Seven assigned to dexamethasone 20 mg a day for 5 days followed by 10 mg a day for 5 days and 12 assigned to standard of care	NR	NR	Low for mortality and invasive mechanical ventilation Notes: RoB judgment from published SR	
CoDEX trial ; ²⁷⁴ Tomazini et al; peer-reviewed; 2020	Patients with critical COVID-19. 151 assigned to dexamethasone 20 mg a day for 5 days followed by 10 mg a day for 5 days and 148 assigned to standard of care	Mean age 61.4 ± 14.4, male 62.5%, hypertension 66.2%, diabetes 42.1%, coronary heart disease 7.7%, chronic kidney disease 5.3%, obesity 27%	hydroxychloroquine 21.4%, azithromycin 71.2%, ATB 87%	Low for mortality and invasive mechanical ventilation; high for symptom resolution, infection and adverse events Notes: Non-blinded study which might have introduced bias to symptoms and adverse events outcomes results.	
REMAP-CAP trial ; ²⁷⁵ Arabi et al; peer-reviewed; 2020	Patients with severe to critical COVID-19. 278 assigned to hydrocortisone 50 mg every 6 hours for 7 days and 99 assigned to standard of care	Mean age 59.9 ± 13, male 71%, diabetes 32%, chronic lung disease 20.3%, coronary heart disease 7.5%, chronic kidney disease 9.2%, immunosuppression 4.9%	NR	Low for mortality and invasive mechanical ventilation; high for symptom resolution, infection and adverse events Notes: Non-blinded study which might have introduced bias to symptoms and adverse events outcomes results.	
COVID STEROID trial ; ²⁷³ Petersen et al; Unpublished; 2020	Patients with severe to critical COVID-19. 15 assigned to hydrocortisone 200 mg a day for 7 days	NR	NR	Low for mortality and invasive mechanical ventilation Notes: Risk of bias	

	and 14 assigned to standard of care			judgment from published SR	
CAPE COVID trial ; ²⁷⁶ Dequin et al; peer-reviewed; 2020	Patients with severe to critical COVID-19. 76 assigned to Hydrocortisone 200 mg a day progressively reduced to 50 mg a day for 7 to 14 days and 73 assigned to standard of care	Median age 64.7 ± 19.3, male 69.8%, hypertension %, diabetes 18.1%, chronic lung disease 7.4%, immunosuppression 6%	Remdesivir 3.4%, hydroxychloroquine 46.9%, lopinavir-ritonavir 14.1%, tocilizumab 2%, azithromycin 34.2%	Low for mortality and invasive mechanical ventilation; Low for symptom resolution, infection and adverse events	
Steroids-SARI trial ; ²⁷³ Unpublished; 2020	Patients with severe to critical COVID-19. 24 assigned to Methylprednisolone 40 mg twice a day for 5 days and 23 assigned to standard of care	NR	NR	Low for mortality and invasive mechanical ventilation Notes: Risk of bias judgment from published SR	
Farahani et al ; ²⁷⁷ preprint; 2020	Patients with severe to critical COVID-19. 14 assigned to methylprednisolone 1000 mg/day for three days followed by prednisolone 1 mg/kg for 10 days, and 15 assigned to standard of care	Mean age 64 ± 13.5	Hydroxychloroquine 100%, lopinavir-ritonavir 100%, azithromycin 100%	High for mortality and invasive mechanical ventilation; high for symptom resolution, infection and adverse events Notes: Non-blinded study. Concealment of allocation probably inappropriate.	
Edalatifard et al ; ²⁷⁸ peer-reviewed; 2020	Patients with severe COVID-19. 34 assigned to methylprednisolone 250 mg/day for 3 days and 28 assigned to standard of care	Mean age 58.5 ± 16.6, male 62.9%, hypertension 32.3%, diabetes 35.5%, chronic lung disease 9.7%, coronary heart disease 17.7%, chronic kidney disease 11.3%, cancer 4.8%	Hydroxychloroquine 100%, lopinavir-ritonavir 100%	High for mortality and invasive mechanical ventilation; high for symptom resolution, infection and adverse events Notes: Non-blinded study. Concealment of	

				allocation probably inappropriate.	
Tang et al ; ²⁷⁹ Peer reviewed; 2020	Patients with moderate to severe COVID-19. 43 assigned to methylprednisolone 1 mg/kg for 7 days and 43 assigned to SOC	Median age 56 ± 27, male 47.7%, hypertension 36%, diabetes 9.3%, COPD 3.5%, asthma 2.4%, CHD 7%, CKD 1.2%	NR	Low for mortality and mechanical ventilation; Low for symptom resolution, infection and adverse events	
Jamaati et al ; ²⁸⁰ Peer-reviewed ; 2020	Patients with moderate to severe COVID-19. 25 assigned to dexamethasone 20 mg a day for 5 days followed by 10 mg a day until day 10 and 25 assigned to SOC	Median age 62 ± 16.5, male 72%, hypertension 50%, diabetes 54%, COPD 20%, CHD 14%	NR	High for mortality and mechanical ventilation; High for symptom resolution, infection and adverse events Notes: Non-blinded study. Concealment of allocation probably inappropriate.	
Rashad et al ; ²⁸¹ peer reviewed; 2021	Patients with severe to critical COVID-19 infection. 75 assigned to dexamethasone 4 mg/kg a day for 3 days followed by 8 mg a day for 10 days and 74 assigned to TCZ	Mean age 62, male 56.9%, hypertension 47.7%, diabetes 28.4%, COPD 1.8%, asthma 2.7%, CHD 12.8%, CKD 8.2%, cancer 0.9%	NR	High for mortality and mechanical ventilation; high for symptom resolution, infection and adverse events Notes: Non-blinded study. Concealment of allocation probably inappropriate. Significant lost to follow-up as patients who died in the first 3 days after randomization were excluded.	
Ranjbar et al ; ²⁸² Preprint; 2020	Patients with severe to critical COVID-19 infection. 44 assigned to Methylprednisolone 2 mg/kg daily for 5	Mean age 58.7 ± 17.4, male 56.9%, hypertension 45.3%, diabetes 32.5%, CHD 30.2%, CKD 2.3%,	NR	Some concerns for mortality and mechanical ventilation; Some concerns for symptom resolution,	Mortality: Very low certainty ⊕○○○ Invasive mechanical ventilation: Very low certainty

	days followed by tapering using same scheme at half dose every 5 days, 42 assigned to dexamethasone 6 mg a day for 10 days			infection and adverse events Notes: Unbalanced prognostic factors (age and gender)	⊕○○○ Symptom resolution or improvement: No information Symptomatic infection (prophylaxis studies): No information Adverse events: No information Hospitalization: No information
--	--	--	--	---	---

Steroids (inhaled)

Inhaled steroids may improve symptom resolution and may decrease hospitalizations. Further research is needed.

Study; publication status	Patients and interventions analyzed	Comorbidities	Additional interventions	Risk of bias and study limitations	Interventions effects vs standard of care and GRADE certainty of the evidence
---------------------------	-------------------------------------	---------------	--------------------------	------------------------------------	---

RCT

STOIC trial ; ²⁸³ Ramakrishnan et al; peer reviewed ; 2020	Patients with mild to moderate COVID-19. 71 assigned to budesonide (inh) 800µg twice a day and 69 assigned to SOC	Mean age 45 ± 56, male 42.4%	NR	Low for mortality and mechanical ventilation; High for symptom resolution, infection and adverse events Notes: Non-blinded study which might have introduced bias to symptoms and adverse events outcomes results.	Mortality: No information Invasive mechanical ventilation: Very low certainty ⊕○○○ Symptom resolution or improvement: RR 1.10 (95%CI 1.03 to 1.17); RD 6% (95%CI 1.8% to 10.3%); Low certainty ⊕⊕○○
PRINCIPLE trial ; ²⁸⁴ Yu et al; preprint; 2021	Patients with mild to moderate COVID-19 infection. 751 assigned to budesonide (inh) 800µg twice daily for	Mean age 68.2, male 46.3%, hypertension 21.9%, diabetes 20.5%, COPD 18.3%, CHD 15.4%, disease 6.2%	NR	Some Concerns for mortality and mechanical ventilation; Some Concerns for symptom resolution,	Symptomatic infection (prophylaxis studies): No

	14 days and 1028 assigned to SOC			infection and adverse events Notes: Non-blinded study. Significant lost to follow-up	information Hospitalization: RR 0.82 (95%CI 0.61 to 1.12); RD -1.3% (95%CI -2.8% to 0.9%); Low certainty ⊕⊕○○ Adverse events: No information
--	----------------------------------	--	--	---	--

Sulodexide

Uncertainty in potential benefits and harms. Further research is needed.

Study; publication status	Patients and interventions analyzed	Comorbidities	Additional interventions	Risk of bias and study limitations	Interventions effects vs standard of care and GRADE certainty of the evidence
---------------------------	-------------------------------------	---------------	--------------------------	------------------------------------	---

RCT

ER Sul trial ; ²⁸⁵ Gonzalez Ochoa et al; preprint; 2020	Patients with mild (early within 3 days of onset) COVID-19. 124 assigned to sulodexide 500 RLU twice a day for 3 weeks and 119 assigned to standard of care	Median age 52 ± 10.6, male 47.4%, hypertension 34.2%, diabetes 22.2%, COPD 23%, coronary heart disease 21%,	Steroids 62.5%, hydroxychloroquine 33.7%, ivermectin 43%	Some Concerns for mortality and mechanical ventilation; some concerns for symptom resolution, infection and adverse events Notes: Significant loss to follow up.	Mortality: Very low certainty ⊕○○○ Invasive mechanical ventilation: Very low certainty ⊕○○○ Symptom resolution or improvement: No information Symptomatic infection (prophylaxis studies): No information Adverse events: Very low certainty ⊕○○○ Hospitalization: Very low certainty ⊕○○○
---	---	---	--	---	---

TD-0903 (inhaled JAK-inhibitor)

Uncertainty in potential benefits and harms. Further research is needed.

Study; publication status	Patients and interventions analyzed	Comorbidities	Additional interventions	Risk of bias and study limitations	Interventions effects vs standard of care and GRADE certainty of the evidence
---------------------------	-------------------------------------	---------------	--------------------------	------------------------------------	---

RCT

Singh et al. ²⁸⁶ Preprint; 2021	Patients with severe to critical COVID-19 infection. 19 assigned to TD-0903 1-10 mg once a day for 7 days and 6 assigned to SOC	Mean age 57.1 ± 12.3, male 68%, hypertension 68%, diabetes 40%	Steroids 92%, remdesivir 12%	High for mortality and mechanical ventilation; High for symptom resolution, infection and adverse events Notes: Non-blinded study. Concealment of allocation probably inappropriate.	<p>Mortality: Very low certainty ⊕○○○</p> <p>Invasive mechanical ventilation: No information</p> <p>Symptom resolution or improvement: No information</p> <p>Symptomatic infection (prophylaxis studies): No information</p> <p>Adverse events: Very low certainty ⊕○○○</p> <p>Hospitalization: No information</p>
---	---	--	------------------------------	---	--

Telmisartan

Uncertainty in potential benefits and harms. Further research is needed.

Study; publication status	Patients and interventions analyzed	Comorbidities	Additional interventions	Risk of bias and study limitations	Interventions effects vs standard of care and GRADE certainty of the evidence
---------------------------	-------------------------------------	---------------	--------------------------	------------------------------------	---

RCT

Duarte et al. ²⁸⁷ preprint; 2020	Patients with mild to severe COVID-19 infection. 38 assigned	Mean age 61.9 ± 18.2, male 61.5%, hypertension 30.7%	NR	High for mortality and invasive mechanical ventilation; high for	<p>Mortality: Very low certainty ⊕○○○</p> <p>Invasive mechanical</p>
--	--	--	----	--	--

	to Telmisartan 80 mg twice daily and 40 assigned to standard of care	diabetes 11.5%, chronic lung disease 11.5%, asthma 1.3%, chronic kidney disease 2.6%, cerebrovascular disease 7.7%, obesity 12.8%		symptom resolution, infection and adverse events Notes: Non-blinded study. Concealment of allocation probably inappropriate.	ventilation: Very low certainty ⊕○○○ Symptom resolution or improvement: No information Symptomatic infection (prophylaxis studies): No information Adverse events: No information Hospitalization: No information
--	--	---	--	---	--

Thalidomide

Uncertainty in potential benefits and harms. Further research is needed

Study; publication status	Patients and interventions analyzed	Comorbidities	Additional interventions	Risk of bias and study limitations	Interventions effects vs standard of care and GRADE certainty of the evidence
---------------------------	-------------------------------------	---------------	--------------------------	------------------------------------	---

RCT

Amra et al. ²⁸⁸ preprint; 2021	Patients with severe COVID-19 infection. 28 assigned to thalidomide 100 mg a day for 14 days and 23 assigned to SOC	Mean age 62 ± 10, male 54.9%, hypertension 33.3%, diabetes 37.2%, COPD 5.9%, CHD 9.8%	Steroids 100%, hydroxychloroquine 100%	High for mortality and mechanical ventilation; High for symptom resolution, infection and adverse events Notes: Non-blinded study. Concealment of allocation probably inappropriate.	Mortality: Very low certainty ⊕○○○ Invasive mechanical ventilation: Very low certainty ⊕○○○ Symptom resolution or improvement: No information Symptomatic infection (prophylaxis studies): No information
---	---	---	--	---	--

					<p>Adverse events: Very low certainty ⊕○○○</p> <p>Hospitalization: No information</p>
--	--	--	--	--	---

Tocilizumab

Tocilizumab probably reduces mortality and mechanical ventilation requirements without increasing severe adverse events.

Study; publication status	Patients and interventions analyzed	Comorbidities	Additional interventions	Risk of bias and study limitations	Interventions effects vs standard of care and GRADE certainty of the evidence
---------------------------	-------------------------------------	---------------	--------------------------	------------------------------------	---

RCT

<p>COVACTA trial; Rosas et al;²⁸⁹ peer-reviewed; 2020</p>	<p>Patients with severe COVID-19. 294 assigned to tocilizumab 8 mg/kg once and 144 assigned to standard of care</p>	<p>Mean age 60.8 ± 14, male 70%, hypertension 62.1%, diabetes 38.1%, chronic lung disease 16.2%, coronary heart disease 28%, obesity 20.5%</p>	<p>Steroids 42.2%, convalescent plasma 3.6%, Antivirals 31.5%</p>	<p>Low for mortality and invasive mechanical ventilation; low for symptom resolution, infection and adverse events</p>	<p>Mortality: RR 0.88 (95%CI 0.77 to 1); RD -1.9% (95%CI -3.7% to 0%); Moderate certainty ⊕⊕⊕○</p> <p>Invasive mechanical ventilation: RR 0.82 (95%CI 0.76 to 0.89); RD -3.1% (95%CI -4.2% to -1.9%); High certainty ⊕⊕⊕⊕</p> <p>Symptom resolution or improvement: RR 1.10 (95%CI 0.99 to 1.22); RD 6% (95%CI -0.6% to 13.3%); Low certainty ⊕⊕○○</p>
<p>Wang et al;²⁹⁰ preprint; 2020</p>	<p>Patients with moderate to severe COVID-19. 34 assigned to tocilizumab 400 mg once or twice and 31 assigned to standard of care</p>	<p>Median age 63 ± 16, male 50.8%, hypertension 30.8%, diabetes 15.4%</p>	<p>NR</p>	<p>High for mortality and invasive mechanical ventilation; high for symptom resolution, infection and adverse events</p> <p>Notes: Non-blinded study. Concealment of allocation probably inappropriate.</p>	<p>Symptom resolution or improvement: RR 1.10 (95%CI 0.99 to 1.22); RD 6% (95%CI -0.6% to 13.3%); Low certainty ⊕⊕○○</p>
<p>Zhao et al;⁹⁸ peer-reviewed; 2020</p>	<p>Patients with moderate to critical COVID-19 infection. 13 assigned to favipiravir 3200 mg once followed by 600 mg twice a day for</p>	<p>Mean age 72 ± 40, male 54%, hypertension 42.3%, diabetes 11.5%, coronary heart disease 23.1%</p>	<p>NR</p>	<p>High for mortality and invasive mechanical ventilation; High for symptom resolution, infection and adverse events</p>	<p>Symptomatic infection (prophylaxis studies): No information</p> <p>Adverse events: RR 0.90 (95%CI 0.76 to</p>

	7 days, 7 assigned to tocilizumab 400 mg once or twice and 5 assigned to favipiravir plus tocilizumab			Notes: Non-blinded study. Concealment of allocation probably inappropriate.	1.05); RD -1% (95%CI -2.5% to 0.5%); Moderate certainty ⊕⊕⊕○ Hospitalization: No information
RCT-TCZ-COVID-19 trial , ²⁹¹ Salvarani et al; peer-reviewed; 2020	Patients with severe COVID-19. 60 assigned to tocilizumab 8 mg/kg twice on day 1 and 66 assigned to standard of care	Median age 60 ± 19, male 61.1%, hypertension 44.4%, diabetes 15.1%, COPD 3.2%, obesity 32.2%	Hydroxychloroquine 91.3%, azithromycin 20.6%, antivirals 41.3%	Low for mortality and mechanical ventilation; high for symptom resolution, infection and adverse events Notes: Non-blinded study which might have introduced bias to symptoms and adverse events outcomes results.	
BACC Bay Tocilizumab Trial , ²⁹² Stone et al; peer-reviewed; 2020	Patients with severe COVID-19. 161 assigned to tocilizumab 8 mg/kg once and 81 assigned to standard of care	Median age 59.8 ± 15.1, male 58%, hypertension 49%, diabetes 31%, COPD 9%, asthma 9%, coronary heart disease 10%, chronic kidney disease 17%, cancer 12%,	Steroids 9.5%, remdesivir 33.9%, hydroxychloroquine 3.7%,	Low for mortality and mechanical ventilation; low for symptom resolution, infection and adverse events	
CORIMUNO-TOCL1 trial , ²⁹³ Hermine et al; peer-reviewed; 2020	Patients with moderate to severe COVID-19. 63 assigned to tocilizumab 8 mg/kg once followed by an optional 400 mg dose on day 3 and 67 assigned to standard of care	Median age 63.6 ± 16.2, male 67.7%, diabetes 33.6%, COPD 4.7%, asthma 6.3%, coronary heart disease 31.2%, chronic kidney disease 14%, cancer 7%,	Steroids 43%, remdesivir 0.7%, hydroxychloroquine 6.2%, lopinavir-ritonavir 3%, azithromycin 15.4%,	Low for mortality and mechanical ventilation; High for symptom resolution, infection and adverse events Notes: Non-blinded study which might have introduced bias to symptoms and adverse events outcomes results.	
EMPACTA trial , ²⁹⁴ Salama et al; preprint; 2020	Patients with moderate to severe COVID-19. 249 assigned to tocilizumab 8 mg/kg	Mean age 55.9 ± 14.4, male 59.2%, hypertension 48.3%, diabetes 40.6%, COPD 4.5%, asthma 11.4%,	Steroids 59.4%, remdesivir 54.6%,	Low for mortality and mechanical ventilation; low for symptom resolution, infection and adverse events	

	once and 128 assigned to standard of care	coronary heart disease 1.9%, cerebrovascular disease 3.4%, obesity 24.4%			
REMAP-CAP - tocilizumab trial ; ²⁶⁰ Gordon et al; peer-reviewed; 2020	Patients with severe to critical COVID-19 infection. 353 assigned to TCZ 8 mg/kg once or twice, 48 assigned to sarilumab 400 mg once and 402 assigned to SOC	Mean age 61.4 ± 12.7, male 72.7%, diabetes 35.4%, COPD 24%, CHD 10.2%, immunosuppressive therapy 1.4%, cancer %, obesity %	Steroids 75.6%, remdesivir 32.8%, hydroxychloroquine %, lopinavir-ritonavir %, tocilizumab %, azithromycin %, convalescent plasma %	Low for mortality and mechanical ventilation; high for symptom resolution, infection and adverse events Notes: Non-blinded study which might have introduced bias to symptoms and adverse events outcomes results.	
Veiga et al ; ²⁹⁵ peer reviewed; 2020	Patients with severe to critical COVID-19. 65 assigned to TCZ 8 mg/kg once and 64 assigned to SOC	Mean age 57.4 ± 14.6, male 68%, hypertension 49.6%, diabetes 32.6%, COPD 3%, CHD 5.5%, cancer 7%,	Steroids 71.3%	Low for mortality and mechanical ventilation; Some Concerns for symptom resolution, infection and adverse events Notes: Non-blinded study which might have introduced bias to symptoms and adverse events outcomes results.	
RECOVERY-TCZ trial ; ²⁹⁶ Horby et al; peer reviewed; 2020	Patients with severe to critical COVID-19. 2022 assigned to TCZ 400-800 mg once or twice and 2094 assigned to SOC	Mean age 63.6 ± 13.6, male 67.3%, diabetes 28.5%, COPD 23%, asthma %, CHD 23%, CKD 5.5%	Steroids 82%, hydroxychloroquine 2%, lopinavir-ritonavir 3%, tocilizumab %, azithromycin 9%,	Low for mortality and mechanical ventilation; Some Concerns for symptom resolution, infection and adverse events Notes: Non-blinded study which might have introduced bias to symptoms and adverse events outcomes results.	

PreToVid trial . ²⁹⁷ Rutgers et al; preprint; 2021	Patients with severe COVID-19 infection. 174 assigned to TCZ 8 mg/kg once or twice and 180 assigned to SOC	Median age 66.5 ± 16.5, male 67%, comorbidities 74.3%	Steroids 88.4%, remdesivir 18.4%	Low for mortality and mechanical ventilation; high for symptom resolution, infection and adverse events Notes: Non-blinded study which might have introduced bias to symptoms and adverse events outcomes results.	
Talaschian et al . ²⁹⁸ preprint; 2021	Patients with severe COVID-19 infection. 17 assigned to TCZ 8 mg/kg once or twice and 19 assigned to SOC	Mean age 61.7 ± 14.2, male 52.7%, hypertension 50%, diabetes 36.1%, COPD 8.3%, asthma %, CHD 44.4%, CKD 2.8%, cancer 0%	Steroids 33.3%, hydroxychloroquine 63.9%, lopinavir-ritonavir 8.3%	High for mortality and mechanical ventilation; High for symptom resolution, infection and adverse events Notes: Concealment of allocation and blinding probably inappropriate.	

Triazavirin

Uncertainty in potential benefits and harms. Further research is needed.

Study; publication status	Patients and interventions analyzed	Comorbidities	Additional interventions	Risk of bias and study limitations	Interventions effects vs standard of care and GRADE certainty of the evidence
---------------------------	-------------------------------------	---------------	--------------------------	------------------------------------	---

RCT

Wu et al . ²⁹⁹ peer-reviewed; 2020	Patients with mild to critical COVID-19. 26 assigned to triazavirin 250 mg orally three or four times a day for 7 days and 26 assigned to standard of care	Median age 58 ± 17, male 50%, hypertension 28.8%, diabetes 15.4%, chronic lung disease 5.8%, coronary heart disease 15.4%, cerebrovascular disease 7.7%	Steroids 44.2%, hydroxychloroquine 26.9%, lopinavir-ritonavir 9.6%, antibiotics 69.2%, interferon 48.1%, umifenovir 61.5%, ribavirin 28.9%,	Low for mortality and invasive mechanical ventilation; low for symptom resolution, infection and adverse events	<p>Mortality: Very low certainty ⊕○○○</p> <p>Invasive mechanical ventilation: No information</p> <p>Symptom resolution or improvement: Very low certainty ⊕○○○</p> <p>Symptomatic</p>
---	--	---	---	---	---

					infection (prophylaxis studies): No information Adverse events: Very low certainty ⊕○○○ Hospitalization: No information
--	--	--	--	--	---

Umifenovir

Uncertainty in potential benefits and harms. Further research is needed.

Study; publication status	Patients and interventions analyzed	Comorbidities	Additional interventions	Risk of bias and study limitations	Interventions effects vs standard of care and GRADE certainty of the evidence
---------------------------	-------------------------------------	---------------	--------------------------	------------------------------------	---

RCT

Chen et al. ⁸⁸ preprint; 2020	Patients with moderate to critical COVID-19 infection. 116 assigned to favipiravir 1600 mg twice the first day followed by 600 mg twice daily for 7 days and 120 assigned to umifenovir 200 mg three times daily for 7 days	Mean age NR ± NR, male 46.6%, hypertension 27.9%, diabetes 11.4%	NR	High for mortality and invasive mechanical ventilation; high for symptom resolution, infection and adverse events Notes: Non-blinded study. Concealment of allocation probably inappropriate.	Mortality: No information Invasive mechanical ventilation: No information Symptom resolution or improvement: No information Symptomatic infection (prophylaxis studies): No information
ELACOI trial ; Li et al. ¹⁸⁷ peer-reviewed; 2020	Patients with moderate to severe COVID-19 infection. 34 assigned to lopinavir-ritonavir 200/50 mg twice daily for 7-14 days, 35 assigned to umifenovir and 17 assigned to standard of care	Mean age 49.4 ± 14.7, male 41.7%	Steroids 12.5%, IVIG 6.3%	Low for mortality and invasive mechanical ventilation; high for symptom resolution, infection and adverse events Notes: Non-blinded study which might have introduced bias to	Adverse events: No information Hospitalization: No information

				symptoms and adverse events outcomes results.	
Nojomi et al , ³⁰⁰ preprint; 2020	Patients with severe COVID-19. 50 assigned to umifenovir 100 mg two twice a day for 7 to 14 days and 50 assigned to lopinavir-ritonavir 400 mg a day for 7 to 14 days	Mean age 56.4 ± 16.3, male 60%, hypertension 39%, diabetes 28%, asthma 2%, coronary heart disease 9%, chronic kidney disease 2%	Hydroxychloroquine 100%	Low for mortality and invasive mechanical ventilation; high for symptom resolution, infection and adverse events Notes: Non-blinded study which might have introduced bias to symptoms and adverse events outcomes results.	
Yethindra et al , ³⁰¹ peer-reviewed; 2020	Patients with mild COVID-19. 15 assigned to umifenovir 200 mg three times a day for 1 to 5 days and 15 assigned to standard of care	Mean age 35.5 ± 12.1, male 60%	NR	High for mortality and invasive mechanical ventilation; high for symptom resolution, infection and adverse events Notes: Non-blinded study. Concealment of allocation probably inappropriate.	
Ghaderkhani S et al (Tehran University of Medical Sciences) trial , ³⁰² Ghaderkhani et al; preprint; 2020	Patients with mild to moderate COVID-19. 28 assigned to umifenovir 200 mg three times a day for 10 days and 25 assigned to standard of care	Mean age 44.2 ± 19, male 39.6%,	Hydroxychloroquine 100%	High for mortality and mechanical ventilation; High for symptom resolution, infection and adverse events Notes: Non-blinded study. Concealment of allocation probably inappropriate.	

Vitamin C

Uncertainty in potential benefits and harms. Further research is needed.

Study; publication	Patients and interventions	Comorbidities	Additional interventions	Risk of bias and study limitations	Interventions effects vs standard
--------------------	----------------------------	---------------	--------------------------	------------------------------------	-----------------------------------

status	analyzed				of care and GRADE certainty of the evidence
RCT					
Zhang et al ; ³⁰³ preprint; 2020	Patients with severe COVID-19 infection. 26 assigned to vitamin C 12 gr twice a day for 7 days and 28 assigned to standard of care	Mean age 67.4 ± 12.4, male 66.7%, hypertension 44.4%, diabetes 29.6%, chronic lung disease 5.6%, coronary heart disease 22.2%, chronic kidney disease 1.85%, cancer 5.6%, nervous system disease 20.4%	NR	High for mortality and invasive mechanical ventilation; high for symptom resolution, infection and adverse events Notes: Non-blinded study. Concealment of allocation probably inappropriate.	Mortality: Very low certainty ⊕○○○ Invasive mechanical ventilation: Very low certainty ⊕○○○
Kumari et al ; ³⁰⁴ Peer reviewed; 2020	Patients with severe COVID-19. 75 assigned to Vit C 50 mg/kg a day and 75 assigned to SOC	Mean age 52.5 ± 11.5	NR	High for mortality and mechanical ventilation; High for symptom resolution, infection and adverse events Notes: Non-blinded study. Concealment of allocation probably inappropriate.	Symptom resolution or improvement: Very low certainty ⊕○○○ Symptomatic infection (prophylaxis studies): No information
Jamali Moghadam Siahkali et al ; ³⁰⁵ Preprint; 2020	Patients with severe to critical COVID-19. 30 assigned to Vit C 5gr a day for 5 days and 30 assigned to SOC	Mean age 59.2 ± 17, male 50%, hypertension 41.6%, diabetes 38.3%, COPD 10%,	Hydroxychloroquine 100%, lopinavir-ritonavir 100%	High for mortality and mechanical ventilation; High for symptom resolution, infection and adverse events Notes: Non-blinded study. Concealment of allocation probably inappropriate.	Adverse events: No information Hospitalization: Very low certainty ⊕○○○
COVIDAtoZ - Vit C trial ; ³⁰⁶ Thomas et al; peer reviewed; 2020	Patients with mild COVID-19. 48 assigned to Vit C 8000 mg a day and 50	Mean age 45.2 ± 14.6, male 38.3%, hypertension 32.7%, diabetes 13.6%, COPD	Steroids 8.4%,	Low for mortality and mechanical ventilation; Some Concerns for symptom resolution,	

	assigned to SOC	%, asthma 15.4%		infection and adverse events Notes: Non-blinded study which might have introduced bias to symptoms and adverse events outcomes results.	
--	-----------------	-----------------	--	--	--

Vitamin D

Uncertainty in potential benefits and harms. Further research is needed.

Study; publication status	Patients and interventions analyzed	Comorbidities	Additional interventions	Risk of bias and study limitations	Interventions effects vs standard of care and GRADE certainty of the evidence
---------------------------	-------------------------------------	---------------	--------------------------	------------------------------------	---

RCT

COVIDIOL trial ; Entrenas Castillo et al, ³⁰⁷ peer-reviewed; 2020	Patients with moderate to severe COVID-19. 50 assigned to vitamin D 0.532 once followed by 0.266 twice and 26 assigned to standard of care	Mean age 52.95 ± 10, male 59.2%, hypertension 34.2%, diabetes 10.5%, chronic lung disease 7.9%, coronary heart disease 3.9%, immunosuppression 9.2%, cancer %, obesity %	Hydroxychloroquine 100%, azithromycin 100%	High for mortality and invasive mechanical ventilation; high for symptom resolution, infection and adverse events Notes: Non-blinded study. Concealment of allocation probably inappropriate.	Mortality: Very low certainty ⊕○○○ Invasive mechanical ventilation: Very low certainty ⊕○○○ Symptom resolution or improvement: No information
SHADE trial , ³⁰⁸ Rastogi et al; peer-reviewed; 2020	Patients with mild to moderate COVID-19. 16 assigned to vitamin D 60000 IU a day for 7 days and 24 assigned to standard of care	Mean age 48.7 ± 12.4, male 50%,	NR	High for mortality and mechanical ventilation; High for symptom resolution, infection and adverse events Notes: Non-blinded study. Concealment of allocation probably inappropriate.	Symptomatic infection (prophylaxis studies): No information Adverse events: Very low certainty ⊕○○○ Hospitalization: No information
Murai et al , ³⁰⁹ peer-reviewed; 2020	Patients with severe COVID-19. 117	Mean age 56.3 ± 14.6, male 56.3%,	NR	Low for mortality and mechanical ventilation;	

	assigned to vitamin D 200,000 IU once and 120 assigned to standard of care	hypertension 52.5%, diabetes 35%, COPD %, asthma 6.3%, coronary heart disease 13.3%, chronic kidney disease 1%,		Low for symptom resolution, infection and adverse events	
Lakkireddy et al; ³¹⁰ preprint; 2021	Patients with mild to moderate with low plasmatic vitamin D COVID-19 infection. 44 assigned to Vit D 60000 IU a day for 8 to 10 days and 43 assigned to SOC	Mean age 45.5 ± 13.3, male 75%	NR	High for mortality and mechanical ventilation; High for symptom resolution, infection and adverse events Notes: Non-blinded study. Concealment of allocation probably inappropriate.	

XAV-19 (swine glyco-humanized polyclonal antibodies)

Uncertainty in potential benefits and harms. Further research is needed.

Study; publication status	Patients and interventions analyzed	Comorbidities	Additional interventions	Risk of bias and study limitations	Interventions effects vs standard of care and GRADE certainty of the evidence
---------------------------	-------------------------------------	---------------	--------------------------	------------------------------------	---

RCT

POLYCOR trial; ³¹¹ Gaborit et al; preprint; 2021	Patients with severe COVID-19 infection. 12 assigned to XAV-19 0.5 to 2 mg/kg on days 1 and 5 and 5 assigned to SOC	Mean age 71 ± 24, male 64.7%, hypertension 47.1%, diabetes 11.8%, COPD %, asthma 17.6%, CHD 29.4%, CKD 5.9%, cancer 11.8%, obesity 17.6%	Steroids 100%, remdesivir 47.1%	Low for mortality and mechanical ventilation; low for symptom resolution, infection and adverse events	Mortality: Very low certainty ⊕○○○ Invasive mechanical ventilation: No information Symptom resolution or improvement: No information Symptomatic infection (prophylaxis studies): No information
---	---	--	---------------------------------	--	---

					<p>Adverse events: Very low certainty ⊕○○○</p> <p>Hospitalization: No information</p>
--	--	--	--	--	---

Zinc

Uncertainty in potential benefits and harms. Further research is needed.

Study; publication status	Patients and interventions analyzed	Comorbidities	Additional interventions	Risk of bias and study limitations	Interventions effects vs standard of care and GRADE certainty of the evidence
RCT					
Hassan et al ; ³¹² preprint; 2020	Patients with mild to critical COVID-19. 49 assigned to zinc 220 mg twice a day and 56 assigned to standard of care	Mean age 45.9 ± 17.5, male 58.2%, hypertension 10.4%, diabetes 11.2%, coronary heart disease 3%,	NR	High for mortality and mechanical ventilation; high for symptom resolution, infection and adverse events Notes: Concealment of allocation probably inappropriate.	Mortality: Very low certainty ⊕○○○ Invasive mechanical ventilation: Very low certainty ⊕○○○
Abd-Elsalam et al ; ³¹³ peer-reviewed; 2020	Patients with mild to critical COVID-19. 96 assigned to zinc 220 mg twice a day for 15 days and 95 assigned to standard of care	Mean age 43 ± 14, male 57.7%, hypertension 18.4%, diabetes 12.9%	Hydroxychloroquine 100%,	High for mortality and mechanical ventilation; high for symptom resolution, infection and adverse events Notes: Non-blinded study. Concealment of allocation probably inappropriate.	Symptom resolution or improvement: Very low certainty ⊕○○○ Symptomatic infection (prophylaxis studies): Very low certainty ⊕○○○
Abdelmaksoud et al ; ³¹⁴ Peer reviewed; 2020	Patients with mild to critical COVID-19. 49 assigned to Zinc 220 mg twice a day and 56 assigned to SOC	NR	NR	High for mortality and mechanical ventilation; High for symptom resolution, infection and adverse events Notes: Non-blinded study. Concealment of allocation probably inappropriate.	Adverse events: No information Hospitalization: Very low certainty ⊕○○○
COVIDAtoZ-Zinc trial ; ³⁰⁶ Thomas et	Patients with mild COVID-19. 58	Mean age 45.2 ± 14.6, male 38.3%,	Steroids 8.4%,	Low for mortality and mechanical ventilation;	

al; ; 2020	assigned to Zinc 50 mg a day and 50 assigned to SOC	hypertension 32.7%, diabetes 13.6%, COPD %, asthma 15.4%		Some Concerns for symptom resolution, infection and adverse events Notes: Non-blinded study which might have introduced bias to symptoms and adverse events outcomes results.	
ZINC COVID trial ; ³¹⁵ Patel et al; Peer reviewed; 2020	Patients with severe to critical COVID-19. 15 assigned to Zinc 0.24 mg/kg a day for 7 days and 18 assigned to SOC	Mean age 61.8 ± 16.9, male 63.6%, hypertension 48.4%, diabetes 18.2%, COPD 6%, CHD 21.2%,	Steroids 75.8%, remdesivir 30.3%,	Low for mortality and mechanical ventilation; Low for symptom resolution, infection and adverse events	
Seet et al ; ¹³⁷ peer reviewed; 2021	Patients exposed to COVID-19 infection. 634 assigned to zinc 80 mg and 500 mg a day for 42 days and 619 assigned to SOC (vitamin C)	Mean age 33 , male 100%, hypertension 1%, diabetes 0.3%	NR	Low for mortality and mechanical ventilation; High for symptom resolution, infection and adverse events Notes: Non-blinded study which might have introduced bias to symptoms and adverse events outcomes results.	

α-Lipoic acid

Uncertainty in potential benefits and harms. Further research is needed.

Study; publication status	Patients and interventions analyzed	Comorbidities	Additional interventions	Risk of bias and study limitations	Interventions effects vs standard of care and GRADE certainty of the evidence
RCT					
Zhong et al ; ³¹⁶ preprint; 2020	Patients with critical COVID-19 infection. 8 assigned to α-Lipoic acid 1200 mg infusion	Median age 63 ± 7, male 76.5%, hypertension 47%, diabetes 23.5%, coronary heart disease	NR	Low for mortality and invasive mechanical ventilation; high for symptom resolution,	Mortality: Very low certainty ⊕○○○ Invasive mechanical ventilation: No

	<p>once daily for 7 days and 9 assigned to standard of care</p>	<p>5.9%</p>		<p>infection and adverse events</p> <p>Notes: Non-blinded study which might have introduced bias to symptoms and adverse events outcomes results.</p>	<p>information</p> <p>Symptom resolution or improvement: No information</p> <p>Symptomatic infection (prophylaxis studies): No information</p> <p>Adverse events: No information</p> <p>Hospitalization: No information</p>
--	---	-------------	--	---	---

Appendix 1. Summary of findings tables

Summary of findings table 1.

Population: Patients with severe COVID-19 disease

Intervention: Steroids

Comparator: Standard of care

Outcome Timeframe	Study results and measurements	Absolute effect estimates		Certainty of the evidence (quality of evidence)	Plain text summary
		Standard of care	Steroids		
Mortality 28 days	Relative risk: 0.9 (CI 95% 0.8 - 1.02) Based on data from 8000 patients in 12 studies	160 per 1000	144 per 1000	Moderate Due to serious imprecision ¹	Steroids probably decreases mortality
Mechanical ventilation 28 days	Relative risk: 0.87 (CI 95% 0.72 - 1.05) Based on data from 5942 patients in 6 studies Follow up 28	172 per 1000	150 per 1000	Moderate Due to serious imprecision ²	Steroids probably decreases mechanical ventilation
Symptom resolution or improvement 28 days	Relative risk: 1.27 (CI 95% 0.98 - 1.65) Based on data from 646 patients in 5 studies	606 per 1000	770 per 1000	Moderate Due to serious risk of bias ³	Steroids probably increases symptom resolution or improvement
Severe adverse events 28 days	Relative risk: 0.89 (CI 95% 0.68 - 1.17) Based on data from 833 patients in 6 studies	102 per 1000	91 per 1000	Low Due to serious risk of bias, Due to serious imprecision ⁴	Steroids may have little or no difference on severe adverse events

1. **Imprecision: Serious.** 95% CI includes no mortality reduction;
2. **Imprecision: Serious.** 95% CI include no IVM reduction;
3. **Risk of bias: Serious.** Inadequate/lack of blinding of participants and personnel, resulting in potential for performance bias, Inadequate/lack of blinding of outcome assessors, resulting in potential for detection bias;
4. **Risk of bias: Serious.** Inadequate/lack of blinding of participants and personnel, resulting in potential for performance bias, Inadequate/lack of blinding of outcome assessors, resulting in potential for detection bias; **Imprecision: Serious.** Low number of patients;

Summary of findings table 2.

Population: Patients with COVID-19 infection

Intervention: Remdesivir

Comparator: Standard of care

Comparator: Standard of care

Outcome Timeframe	Study results and measurements	Absolute effect estimates		Certainty of the evidence (quality of evidence)	Plain text summary
		SOC	Remdesivir		
Mortality 28 days	Relative risk: 0.94 (CI 95% 0.82 - 1.08) Based on data from 7330 patients in 4 studies Follow up Median 28 days	160 per 1000	150 per 1000	Low Due to serious imprecision, Due to serious risk of bias ¹	Remdesivir may decrease mortality slightly
Mechanical ventilation 28 days	Relative risk: 0.65 (CI 95% 0.39 - 1.11) Based on data from 6551 patients in 4 studies Follow up Median 28 days	173 per 1000	112 per 1000	Low Due to serious risk of bias, Due to serious imprecision ²	Remdesivir may decrease mechanical ventilation requirements
Symptom resolution or improvement 28 days	Relative risk: 1.17 (CI 95% 1.03 - 1.33) Based on data from 1873 patients in 3 studies Follow up 28 days	606 per 1000	709 per 1000	Low Due to serious risk of bias, Due to serious imprecision ³	Remdesivir may improve symptom resolution or improvement
Severe adverse events	Relative risk: 0.8 (CI 95% 0.48 - 1.33) Based on data from 1869 patients in 3 studies	102 per 1000	82 per 1000	Low Due to serious risk of bias, Due to serious imprecision ⁴	Remdesivir may have little or no difference on severe adverse events

- Risk of bias: Serious.** Inadequate/lack of blinding of participants and personnel, resulting in potential for performance bias, Inadequate/lack of blinding of outcome assessors, resulting in potential for detection bias; **Imprecision: Serious.** 95%CI includes significant mortality reduction and increase
- Risk of bias: Serious.** Inadequate/lack of blinding of participants and personnel, resulting in potential for performance bias, Inadequate/lack of blinding of outcome assessors, resulting in potential for detection bias; **Imprecision: Serious.** 95% included significant mechanical ventilation requirement reduction and absence of reduction
- Risk of bias: Serious.** Inadequate/lack of blinding of participants and personnel, resulting in potential for performance bias, Inadequate/lack of blinding of outcome assessors, resulting in potential for detection bias; **Imprecision: Serious.** 95%CI includes significant benefits and absence of benefits

4. **Risk of bias: Serious.** Inadequate/lack of blinding of participants and personnel, resulting in potential for performance bias, Inadequate/lack of blinding of outcome assessors, resulting in potential for detection bias; **Imprecision: Serious.** 95%ci included significant severe adverse events increase

Summary of findings table 3.

Population: Patients with COVID-19 infection or exposed to COVID-19

Intervention: Hydroxychloroquine (HCQ)

Comparator: Standard of care

Outcome Timeframe	Study results and measurements	Absolute effect estimates		Certainty of the evidence (quality of evidence)	Plain text summary
		SOC	HCQ		
Mortality 15 days	Relative risk: 1.07 (CI 95% 0.98 - 1.17) Based on data from 8944 patients in 11 studies Follow up Median 15 days	160 per 1000	171 per 1000	Moderate Due to serious risk of bias ¹	HCQ probably increases mortality
Mechanical ventilation 15 days	Relative risk: 1.07 (CI 95% 0.91 - 1.26) Based on data from 7255 patients in 8 studies Follow up Median 15 days	173 per 1000	185 per 1000	Moderate Due to serious risk of bias ²	HCQ probably has little or no difference on mechanical ventilation
Symptom resolution or improvement 28 days	Relative risk: 1.05 (CI 95% 0.95 - 1.16) Based on data from 6305 patients in 7 studies Follow up 28 days	606 per 1000	636 per 1000	Moderate Due to serious inconsistency ³	HCQ probably has little or no difference on symptom resolution or improvement
COVID-19 infection (in exposed individuals) (Low risk of bias studies)	Relative risk: 0.97 (CI 95% 0.65 - 1.45) Based on data from 2566 patients in 4 studies	174 per 1000	169 per 1000	Low Due to very serious imprecision ⁴	HCQ may have little or no difference on covid- 19 infection (in exposed individuals)
Hospitalizations (in patients with non- severe disease)	Relative risk: 0.82 (CI 95% 0.49 - 1.36) Based on data from 1195 patients in 4 studies	74 per 1000	61 per 1000	Very low Due to serious risk of bias, Due to very serious imprecision ⁵	We are uncertain whether hcq increases or decreases hospitalizations
Severe adverse events	Relative risk: 0.92 (CI 95% 0.61 - 1.36)	102 per 1000	94 per 1000	Low	

Based on data from 6737 patients in 13 studies	Difference: 8 fewer per 1000 (CI 95% 40 fewer - 37 more)	Due to serious risk of bias, Due to serious imprecision ⁶	HCQ may have little or no difference on severe adverse events
--	--	---	---

1. **Risk of bias: Serious.** Inadequate/lack of blinding of participants and personnel, resulting in potential for performance bias, Inadequate/lack of blinding of outcome assessors, resulting in potential for detection bias;
2. **Risk of bias: Serious.** Inadequate/lack of blinding of participants and personnel, resulting in potential for performance bias, Inadequate/lack of blinding of outcome assessors, resulting in potential for detection bias;
3. **Risk of bias: No serious.** Inadequate/lack of blinding of participants and personnel, resulting in potential for performance bias, Inadequate/lack of blinding of outcome assessors, resulting in potential for detection bias; **Inconsistency: Serious.** I2 82%; **Imprecision: No serious.** Secondary to inconsistency;
4. **Imprecision: Very Serious.** 95%CI includes no infection reduction;
5. **Risk of bias: Serious.** Inadequate/lack of blinding of participants and personnel, resulting in potential for performance bias, Inadequate/lack of blinding of outcome assessors, resulting in potential for detection bias; **Imprecision: Very Serious.** 95%CI includes significant benefits and harms;
6. **Risk of bias: Serious.** Inadequate/lack of blinding of participants and personnel, resulting in potential for performance bias, Inadequate/lack of blinding of outcome assessors, resulting in potential for detection bias; **Imprecision: Serious.** Low number of patients;

Summary of findings table 4.

Population: Patients with COVID-19 infection

Intervention: Lopinavir-ritonavir (LPV)

Comparator: Standard of care

Outcome Timeframe	Study results and measurements	Absolute effect estimates		Certainty of the evidence (quality of evidence)	Plain text summary
		SOC	LPV		
Mortality 28 days	Relative risk: 1.02 (CI 95% 0.92 - 1.12) Based on data from 8010 patients in 3 studies Follow up Median 28 days	160 per 1000	163 per 1000	Moderate Due to serious imprecision ¹	LPV probably has little or no difference on mortality
Mechanical ventilation 28 days	Relative risk: 1.07 (CI 95% 0.98 - 1.17) Based on data from 7580 patients in 3 studies Follow up Median 28 days	173 per 1000	185 per 1000	High	LPV does not reduce mechanical ventilation
Symptom resolution or improvement 28 days	Relative risk: 1.03 (CI 95% 0.92 - 1.15) Based on data from 5239 patients in 2 studies Follow up 28 days	606 per 1000	624 per 1000	Moderate Due to serious risk of bias ²	LPV probably has little or no difference on symptom resolution or improvement
Severe adverse events	Relative risk: 0.6 (CI 95% 0.37 - 0.98) Based on data from 199 patients in 1 study	102 per 1000	61 per 1000	Low Due to serious risk of bias, Due to serious imprecision ³	LPV may have little or no difference on severe adverse events
Hospitalization	Relative risk: 1.24 (CI 95% 0.6 - 2.56) Based on data from 471 patients in 1 study	74 per 1000	92 per 1000	Very low Due to very serious imprecision ⁴	We are uncertain whether LPV increases or decreases hospitalization

1. **Imprecision: Serious.** 95%CI includes significant mortality reduction and increase;
2. **Risk of bias: Serious.** Inadequate/lack of blinding of participants and personnel, resulting in potential for performance bias, Inadequate/lack of blinding of outcome assessors, resulting in potential for detection bias; **Imprecision: No serious.** Secondary to inconsistency;

3. **Risk of bias: Serious.** Inadequate/lack of blinding of participants and personnel, resulting in potential for performance bias, Inadequate/lack of blinding of outcome assessors, resulting in potential for detection bias; **Imprecision: Serious.** Low number of patients;
4. **Imprecision: Very Serious.** 95%CI includes significant benefits and harms;

Summary of findings table 5.

Population: Patients with COVID-19 infection

Intervention: Convalescent plasma

Comparator: Standard of care

Outcome Timeframe	Study results and measurements	Absolute effect estimates		Certainty of the evidence (quality of evidence)	Plain text summary
		SOC	CP		
Mortality (Low RoB studies) ¹ 28 days	Relative risk: 1.0 (CI 95% 0.93 - 1.07) Based on data from 12185 patients in 5 studies Follow up Median 28 days	160 per 1000	160 per 1000	Moderate Due to serious imprecision ²	Convalescent plasma probably has little or no difference on mortality
Mechanical ventilation (Low RoB studies) 28 days	Relative risk: 0.91 (CI 95% 0.77 - 1.07) Based on data from 7558 patients in 4 studies Follow up Median 28 days	173 per 1000	157 per 1000	Moderate Due to serious imprecision ³	Convalescent plasma probably has little or no difference on mechanical ventilation
Symptom resolution or improvement 28 days	Relative risk: 1.02 (CI 95% 0.93 - 1.13) Based on data from 12678 patients in 7 studies Follow up 28 days	606 per 1000	618 per 1000	Moderate Due to serious inconsistency ⁴	Convalescent plasma probably has little or no difference on symptom resolution or improvement
Severe adverse events	Relative risk: 0.92 (CI 95% 0.72 - 1.18) Based on data from 845 patients in 5 studies	102 per 1000	94 per 1000	Low Due to serious risk of bias, Due to serious imprecision ⁵	Convalescent plasma may have little or no difference on severe adverse events
Specific severe adverse events	Based on data from 20000 patients in 1 study	Observed risk of severe adverse events were: TRALI 0.1%, TACO 0.1%, severe allergic reactions 0.1%		Very low Due to very serious risk of bias ⁶	We are uncertain whether CP increases or decreases severe adverse events

1. Low risk of bias studies

2. **Inconsistency: No serious.** Point estimates vary widely; **Imprecision: Serious.** 95%CI includes significant mortality reduction and increase;

3. **Imprecision: Serious.** Wide confidence intervals;

4. **Inconsistency: Serious.** Point estimates vary widely;

5. **Risk of bias: Serious.** Inadequate/lack of blinding of participants and personnel, resulting in potential for performance bias, Inadequate/lack of blinding of outcome assessors, resulting in potential for detection bias; **Imprecision: Serious.** Low number of patients, Wide confidence intervals;

6. **Risk of bias: Very Serious.** Although adverse events were rare, we assume that some might have been missed and assumed as related to disease progression. RCT are needed to determine interventions safety. ;

Summary of findings table 6.

Population: Patients with COVID-19 infection

Intervention: Tocilizumab (TCZ)

Comparator: Standard of care

Outcome Timeframe	Study results and measurements	Absolute effect estimates		Certainty of the evidence (quality of evidence)	Plain text summary
		SOC	TCZ		
Mortality 28 days	Relative risk: 0.88 (CI 95% 0.77 - 1.0) Based on data from 6740 patients in 10 studies Follow up Median 28 days	160 per 1000	141 per 1000	Moderate Due to serious imprecision ¹	TCZ probably decreases mortality
Mechanical ventilation 28 days	Relative risk: 0.82 (CI 95% 0.76 - 0.89) Based on data from 5706 patients in 9 studies Follow up Median 28 days	173 per 1000	142 per 1000	High ²	TCZ decreases mechanical ventilation
Symptom resolution or improvement 28 days	Relative risk: 1.1 (CI 95% 0.99 - 1.22) Based on data from 4549 patients in 4 studies Follow up 28 days	606 per 1000	667 per 1000	Low Due to serious imprecision, Due to serious risk of bias ³	TCZ may increase symptom resolution or improvement
Severe adverse events	Relative risk: 0.9 (CI 95% 0.76 - 1.05) Based on data from 2702 patients in 10 studies	102 per 1000	92 per 1000	Moderate Due to serious risk of bias ⁴	TCZ probably has little or no difference on severe adverse events

- Imprecision: Serious.** 95%CI includes absence of significant mortality reduction;
- Imprecision: No serious.** 95% included significant and trivial reduction mechanical ventilation requirement reduction;
- Risk of bias: Serious.** Inadequate/lack of blinding of participants and personnel, resulting in potential for performance bias;
Imprecision: Serious. 95%CI includes significant benefits and absence of benefits;
- Risk of bias: Serious. Imprecision: No serious.** 95%ci included significant severe adverse events increase;

Summary of findings table 7.

Population: Patients with COVID-19 infection

Intervention: Anticoagulants in intermediate (i.e. enoxaparin 1 mg/kg a day) or full dose (i.e. enoxaparin 1 m/kg twice a day)

Comparator: Anticoagulants in prophylactic dose (i.e. enoxaparin 40 mg a day)

Outcome Timeframe	Study results and measurements	Absolute effect estimates		Certainty of the evidence (quality of evidence)	Plain text summary
		SOC	ACO		
Mortality	Relative risk: 1.0 (CI 95% 0.9 - 1.12) Based on data from 4048 patients in 5 studies	160 per 1000	160 per 1000	Moderate Due to serious imprecision ¹	Anticoagulants in intermediate or full dose probably has little or no difference on mortality in comparison with prophylactic dose
Venous thromboembolic events (intermediate dose)	Relative risk: 1.02 (CI 95% 0.53 - 1.96) Based on data from 737 patients in 2 studies	70 per 1000	71 per 1000	Low Due to very serious imprecision ²	Anticoagulants in intermediate dose may slightly reduce venous thromboembolic events
Venous thromboembolic events (full dose)	Relative risk: 0.55 (CI 95% 0.38 - 0.79) Based on data from 3337 patients in 2 studies	70 per 1000	39 per 1000	Moderate Due to serious imprecision ³	Anticoagulants in intermediate or full dose probably decreases venous thromboembolic events (full dose)
Major bleeding	Relative risk: 1.64 (CI 95% 1.02 - 2.64) Based on data from 4071 patients in 4 studies	19 per 1000	31 per 1000	Moderate Due to serious imprecision ⁴	Anticoagulants in intermediate or full dose probably increases major bleeding

1. **Imprecision: Serious.** 95%CI includes small benefits and harms;
2. **Imprecision: Very Serious.** 95%CI includes significant benefits and harms;
3. **Imprecision: Serious.** OIS not met;
4. **Imprecision: Serious.** 95%CI includes harms and absence of harms;

Summary of findings table 8.

Population: Patients with COVID-19 infection

Intervention: Non-steroids anti-inflammatory drugs (NSAID)

Comparator: Standard of care

Outcome Timeframe	Study results and measurements	Absolute effect estimates		Certainty of the evidence (quality of evidence)	Plain text summary
		SOC	NSAID		
Mortality 28 days	Odds Ratio: 0.83 (CI 95% 0.66 - 1.05) Based on data from 2465490 patients in 6 studies	160 per 1000	137 per 1000	Very low Due to very serious risk of bias ¹	We are uncertain whether NSAID increases or decreases mortality
		Difference: 23 fewer per 1000 (CI 95% 48 fewer - 7 more)			

1. Risk of bias: Very Serious.

Summary of findings table 9.

Population: Patients with COVID-19 infection

Intervention: Interferon Beta-1a (IFN-B-1a)

Comparator: Standard of care

Outcome Timeframe	Study results and measurements	Absolute effect estimates		Certainty of the evidence (quality of evidence)	Plain text summary
		SOC	IFN		
Mortality 28 days	Relative risk: 1.04 (CI 95% 0.88 - 1.23) Based on data from 4242 patients in 3 studies Follow up Median 28 days	160 per 1000	166 per 1000	Moderate Due to serious imprecision ¹	IFN-B-1a probably has little or no difference on mortality
Mechanical ventilation 28 days	Relative risk: 0.98 (CI 95% 0.83 - 1.16) Based on data from 3981 patients in 3 studies Follow up 28 days	173 per 1000	170 per 1000	Moderate Due to serious imprecision ²	IFN-B-1a probably has little or no difference on mechanical ventilation
Symptom resolution or improvement 28 days	Hazard Ratio: 1.1 (CI 95% 0.64 - 1.87) Based on data from 121 patients in 2 studies Follow up 28 days	606 per 1000	641 per 1000	Very low Due to serious risk of bias, Due to very serious imprecision ³	We are uncertain whether IFN-B-1a increases or decreases symptom resolution or improvement
Symptom resolution or improvement (inhaled) ⁴ 30 days	Hazard Ratio: 2.19 (CI 95% 1.03 - 4.69) Based on data from 81 patients in 1 study Follow up 28 days	606 per 1000	870 per 1000	Low Due to very serious imprecision ⁵	IFN-B-1a (inhaled) may increase symptom resolution or improvement

- Imprecision: Serious.** 95%CI includes significant mortality reduction and increase;
- Risk of bias: No serious.** Inadequate/lack of blinding of participants and personnel, resulting in potential for performance bias, Inadequate/lack of blinding of outcome assessors, resulting in potential for detection bias; **Imprecision: Serious.** 95% included significant mechanical ventilation requirement reduction and increase;
- Risk of bias: Serious.** Inadequate/lack of blinding of participants and personnel, resulting in potential for performance bias, Inadequate/lack of blinding of outcome assessors, resulting in potential for detection bias, Inadequate concealment of allocation during randomization process, resulting in potential for selection bias; **Imprecision: Very Serious.** 95%CI includes significant benefits and absence of benefits;
- Nebulizations
- Imprecision: Very Serious.** 95%CI includes significant benefits and absence of benefits

Summary of findings table 10.

Population: Patients with COVID-19 infection

Intervention: Favipiravir

Comparator: Standard of care

Outcome Timeframe	Study results and measurements	Absolute effect estimates		Certainty of the evidence (quality of evidence)	Plain text summary
		SOC	Favipiravir		
Mechanical ventilation 28 days	Relative risk: 1.16 (CI 95% 0.25 - 5.35) Based on data from 525 patients in 3 studies Follow up Median 28 days	173 per 1000	201 per 1000	Low Due to very serious imprecision ¹	Favipiravir may have little or no difference on mechanical ventilation
Mortality 28 days	Relative risk: 1.16 (CI 95% 0.7 - 1.94) Based on data from 672 patients in 4 studies Follow up Median 28 days	160 per 1000	186 per 1000	Low Due to very serious imprecision ²	Favipiravir may have little or no difference on mortality
Severe adverse events ³ 30 days	Relative risk: 1.02 (CI 95% 0.32 - 3.23) Based on data from 163 patients in 1 study Follow up 28 days	606 per 1000	618 per 1000	Very low Due to very serious imprecision ⁴	We are uncertain whether favipiravir increases or decreases severe adverse events
Symptom resolution or improvement 28 days	Relative risk: 0.99 (CI 95% 0.9 - 1.09) Based on data from 373 patients in 1 study Follow up 28 days	606 per 1000	600 per 1000	Moderate Due to serious imprecision ⁵	Favipiravir probably has little or no difference on symptom resolution or improvement
Hospitalization (in patients with non- severe disease)	Relative risk: 0.75 (CI 95% 0.13 - 4.36) Based on data from 168 patients in 1 study Follow up 28 days	606 per 1000	455 per 1000	Very low Due to serious risk of bias, Due to very serious imprecision ⁶	We are uncertain whether favipiravir increases or decreases hospitalization (in patients with non- severe disease)

1. **Imprecision: Very Serious.** 95%CI includes significant benefits and harms;
2. **Imprecision: Very Serious.** 95%CI includes significant mortality reduction and increase;
3. Nebulizations
4. **Imprecision: Very Serious.** 95%CI includes significant benefits and absence of benefits ;

5. **Imprecision: Serious.** 95%CI includes significant benefits and absence of benefits;
6. **Risk of bias: Serious.** Inadequate/lack of blinding of outcome assessors, resulting in potential for detection bias; **Imprecision: Very Serious.** 95%CI includes significant benefits and absence of benefits;

Summary of findings table 11.

Population: Patients with COVID-19 infection

Intervention: Ivermectin

Comparator: Standard of care

Outcome Timeframe	Study results and measurements	Absolute effect estimates		Certainty of the evidence (quality of evidence)	Plain text summary
		SOC	Ivermectin		
Mortality (Low risk of bias studies) ¹	Relative risk: 0.94 (CI 95% 0.51 - 1.73) Based on data from 747 patients in 4 studies	160 per 1000	150 per 1000	Low Due to very serious imprecision ²	Ivermectin may have little or no difference on mortality
Mechanical ventilation	Relative risk: 1.01 (CI 95% 0.58 - 1.78) Based on data from 381 patients in 4 studies	173 per 1000	175 per 1000	Very low Due to serious indirectness, Due to serious publication bias, Due to very serious imprecision ³	We are uncertain whether ivermectin increases or decreases mortality
Symptom resolution or improvement (Low risk of bias studies)	Relative risk: 1.0 (CI 95% 0.9 - 1.11) Based on data from 508 patients in 2 studies	606 per 1000	606 per 1000	Moderate Due to serious imprecision ⁴	Ivermectin probably has little or no difference on symptom resolution or improvement
Symptomatic infection ⁵	Relative risk: 0.22 (CI 95% 0.09 - 0.53) Based on data from 1974 patients in 4 studies	174 per 1000	38 per 1000	Very low Due to very serious risk of bias, Due to serious imprecision ⁶	We are uncertain whether ivermectin increases or decreases symptomatic infection
Severe adverse events	Relative risk: 1.04 (CI 95% 0.32 - 3.38) Based on data from 824 patients in 4 studies Follow up 28 days	102 per 1000	106 per 1000	Very low Due to very serious imprecision, Due to very serious risk of bias, Due to serious publication bias ⁷	We are uncertain whether ivermectin increases or decreases severe adverse events
	Relative risk: 0.66 (CI 95% 0.19 - 2.3)	102 per 1000	67 per 1000	Very low	We are uncertain whether ivermectin

Hospitalization (in non-severe patients)	Based on data from 398 patients in 1 study Follow up 28 days	Difference: 35 fewer per 1000 (CI 95% 83 fewer - 133 more)	Due to very serious imprecision ⁸	increases or decreases hospitalizations in non-severe patients
--	---	--	--	--

1. Base on low risk of bias studies
2. **Imprecision: Very Serious.** 95%CI includes significant benefits and harms;
3. **Indirectness: Serious.** Most events from studies that compared ivermectin against hydroxychloroquine; **Imprecision: Very Serious.** Wide confidence intervals; **Publication bias: Serious.**
4. **Imprecision: Serious.** Wide confidence intervals;
5. Symptomatic infection in persons at risk or exposed to SARS-COV2
6. **Risk of bias: Very Serious.** Inadequate concealment of allocation during randomization process, resulting in potential for selection bias, Inadequate/lack of blinding of participants and personnel, resulting in potential for performance bias, Inadequate/lack of blinding of outcome assessors, resulting in potential for detection bias; **Imprecision: Serious.** Few events, optimal information size not met (n=86);
7. **Risk of bias: Very Serious.** Inadequate concealment of allocation during randomization process, resulting in potential for selection bias, Inadequate/lack of blinding of participants and personnel, resulting in potential for performance bias, Inadequate/lack of blinding of outcome assessors, resulting in potential for detection bias; **Imprecision: Very Serious.** 95%CI includes significant benefits and absence of benefits ; **Publication bias: Serious.**
8. **Imprecision: Very Serious.** 95%CI includes significant benefits and absence of benefits ; **Publication bias: Serious.**

Summary of findings table 12.

Population: Patients with COVID-19 infection

Intervention: Baricitinib

Comparator: Standard of care

Outcome Timeframe	Study results and measurements	Absolute effect estimates		Certainty of the evidence (quality of evidence)	Plain text summary
		SOC	Baricitinib		
Mortality	Relative risk: 0.63 (CI 95% 0.48 - 0.81) Based on data from 2558 patients in 2 studies	160 per 1000	101 per 1000	Moderate Due to serious risk of bias ¹	Baricitinib probably decreases mortality
		Difference: 59 fewer per 1000 (CI 95% 83 fewer - 30 fewer)			
Invasive mechanical ventilation	Relative risk: 0.66 (CI 95% 0.46 - 0.93) Based on data from 922 patients in 1 study Follow up 30 days	173 per 1000	114 per 1000	Low Due to serious risk of bias, Due to serious imprecision ²	Baricitinib may decrease invasive mechanical ventilation
		Difference: 59 fewer per 1000 (CI 95% 93 fewer - 12 fewer)			
Symptom resolution or improvement	Relative risk: 1.25 (CI 95% 1.11 - 1.41) Based on data from 1797 patients in 2 studies Follow up 30 days	606 per 1000	758 per 1000	Moderate Due to serious risk of bias ³	Baricitinib probably improves symptom resolution or improvement
		Difference: 152 more per 1000 (CI 95% 67 more - 248 more)			
Severe adverse events	Relative risk: 0.77 (CI 95% 0.63 - 0.95) Based on data from 2558 patients in 2 studies Follow up 30 days	102 per 1000	79 per 1000	Low Due to serious risk of bias, Due to serious imprecision ⁴	Baricitinib may have little or no difference on severe adverse events
		Difference: 23 fewer per 1000 (CI 95% 38 fewer - 5 fewer)			

1. Risk of bias: Serious. Incomplete data and/or large loss to follow up;
2. Risk of bias: Serious. Incomplete data and/or large loss to follow up; Imprecision: Serious. Low number of patients;
3. Risk of bias: Serious. Incomplete data and/or large loss to follow up;
4. Risk of bias: Serious. Incomplete data and/or large loss to follow up; Imprecision: Serious. Low number of events;

Summary of findings table 13.

Population: Patients with COVID-19 infection

Intervention: Azithromycin

Comparator: Standard of care

Outcome Timeframe	Study results and measurements	Absolute effect estimates		Certainty of the evidence (quality of evidence)	Plain text summary
		SOC	Azithromycin		
Mortality	Relative risk: 1.01 (CI 95% 0.92 - 1.1) Based on data from 8272 patients in 3 studies	160 per 1000	162 per 1000	Moderate Due to serious imprecision ¹	Azithromycin probably has little or no difference on mortality
Invasive mechanical ventilation	Relative risk: 0.94 (CI 95% 0.78 - 1.13) Based on data from 8544 patients in 3 studies	173 per 1000	163 per 1000	Moderate Due to serious imprecision ²	Azithromycin probably has little or no difference on invasive mechanical ventilation
Symptom resolution or improvement ³	Relative risk: 1.02 (CI 95% 0.99 - 1.04) Based on data from 9086 patients in 3 studies	606 per 1000	618 per 1000	High	Azithromycin has little or no difference on symptom resolution or improvement
Severe adverse events	Relative risk: 1.23 (CI 95% 0.51 - 2.96) Based on data from 439 patients in 1 study Follow up 28 days	102 per 1000	125 per 1000	Very low Due to very serious imprecision, Due to very serious risk of bias ⁴	We are uncertain whether azithromycin increases or decreases severe adverse events

1. **Imprecision: Serious.** 95% CI includes significant benefits and harms;
2. **Imprecision: Serious.** 95% CI includes significant benefits and harms;
3. Symptomatic infection in persons at risk or exposed to SARS-COV2
4. **Risk of bias: Serious.** Inadequate concealment of allocation during randomization process, resulting in potential for selection bias, Inadequate/lack of blinding of participants and personnel, resulting in potential for performance bias, Inadequate/lack of blinding of outcome assessors, resulting in potential for detection bias; **Imprecision: Very Serious.** 95% CI includes significant benefits and absence of benefits;

Summary of findings table 14.

Population: Patients with COVID-19 infection

Intervention: Colchicine

Comparator: Standard of care

Outcome Timeframe	Study results and measurements	Absolute effect estimates		Certainty of the evidence (quality of evidence)	Plain text summary
		SOC	Colchicine		
Mortality	Relative risk: 1.0 (CI 95% 0.93 - 1.08) Based on data from 16005 patients in 4 studies	160 per 1000	160 per 1000	Moderate Due to serious imprecision ¹	Colchicine probably has little or no difference on mortality
Invasive mechanical ventilation	Relative risk: 1.02 (CI 95% 0.92 - 1.13) Based on data from 15404 patients in 3 studies Follow up 30 days	173 per 1000	176 per 1000	Moderate Due to serious imprecision ²	Colchicine probably has little or no difference on invasive mechanical ventilation
Symptom resolution or improvement	Relative risk: 0.99 (CI 95% 0.96 - 1.01) Based on data from 11340 patients in 1 study Follow up 30 days	173 per 1000	171 per 1000	High	Colchicine has little or no difference on symptom resolution or improvement
Severe adverse events	Relative risk: 0.78 (CI 95% 0.61 - 1.0) Based on data from 4488 patients in 1 study Follow up 30 days	102 per 1000	80 per 1000	High	Colchicine has little or no difference on severe adverse events
Pulmonary embolism	Relative risk: 5.55 (CI 95% 1.23 - 25.0) Based on data from 4399 patients in 1 study Follow up 30 days	0.9 per 1000	5.0 per 1000	Low Due to very serious imprecision ³	Colchicine may have little or no difference on pulmonary embolism
	Relative risk: 0.8 (CI 95% 0.62 - 1.03)	74 per 1000	59 per 1000	Low	Colchicine may decrease

Hospitalization (in patients with non-severe disease)	Based on data from 4488 patients in 1 study Follow up 30 days	Difference: 15 fewer per 1000 (CI 95% 28 fewer - 2 more)	Due to very serious imprecision ³	hospitalization in patients with non-severe disease
---	--	--	--	---

1. **Imprecision: Serious.** 95% CI includes significant benefits and harms;
2. **Imprecision: Serious.** 95% CI includes benefits and harms;
3. **Imprecision: Very serious.** 95% CI includes significant benefits and absence of benefits ;

Summary of findings table 15.

Population: Patients with COVID-19 infection

Intervention: Sofosbuvir +/- daclatasvir or ledipasvir

Comparator: Standard of care

Outcome Timeframe	Study results and measurements	Absolute effect estimates		Certainty of the evidence (quality of evidence)	Plain text summary
		SOC	Sofosbuvir +/- daclatasvir or ledipasvir		
Mortality	Relative risk: 1.14 (CI 95% 0.82 - 1.57) Based on data from 1083 patients in 1 study	160 per 1000	182 per 1000	Low Due to serious imprecision, Due to very serious imprecision ¹	Sofosbuvir alone or in combination may have little or no difference on mortality
		Difference: 22 more per 1000 (CI 95% 29 fewer - 91 more)			
Invasive mechanical ventilation	Relative risk: 1.5 (CI 95% 0.73 - 3.09) Based on data from 1083 patients in 1 study Follow up 30 days	173 per 1000	260 per 1000	Low Due to very serious imprecision ²	Sofosbuvir alone or in combination may have little or no difference on invasive mechanical ventilation
		Difference: 87 more per 1000 (CI 95% 47 fewer - 362 more)			
Symptom resolution or improvement	Relative risk: 1.0 (CI 95% 0.94 - 1.07) Based on data from 1343 patients in 5 studies Follow up 7 days	606 per 1000	606 per 1000	Moderate Due to serious inconsistency ³	Sofosbuvir alone or in combination probably has little or no difference on symptom resolution or improvement
		Difference: 0 fewer per 1000 (CI 95% 36 fewer - 42 more)			

1. **Imprecision: Very Serious.** 95%CI includes significant benefits and harms;
2. **Imprecision: Very Serious.** 95%CI includes significant benefits and harms;
3. **Risk of bias: No serious.** Inadequate concealment of allocation during randomization process, resulting in potential for selection bias, Inadequate/lack of blinding of participants and personnel, resulting in potential for performance bias, Inadequate/lack of blinding of outcome assessors, resulting in potential for detection bias; **Inconsistency: Serious.** The confidence interval of some of the studies do not overlap with those of most included studies/ the point estimate of some of the included studies.;

Summary of findings table 16.

Patients with COVID-19 infection

Intervention: REGEN-COV (casirivimab and imdevimab)

Comparator: Standard of care

Outcome Timeframe	Study results and measurements	Absolute effect estimates		Certainty of the evidence (quality of evidence)	Plain text summary
		SOC	REGEN-COV (casirivimab and imdevimab)		
Mortality	Relative risk: 0.5 (CI 95% 0.09 - 2.72) Based on data from 4180 patients in 1 study	160 per 1000	80 per 1000	Very low Due to very serious imprecision ¹	We are uncertain whether REGN-COV2 increases or decreases mortality
Invasive mechanical ventilation	Relative risk: 0.25 (CI 95% 0.05 - 1.17) Based on data from 4180 patients in 1 study Follow up 30 days	173 per 1000	43 per 1000	Very low Due to very serious imprecision ²	We are uncertain whether REGN-COV2 increases or decreases invasive mechanical ventilation
Symptom resolution or improvement	Relative risk: 1.11 (CI 95% 1.05 - 1.17) Based on data from 3764 patients in 1 study Follow up 30 days	606 per 1000	673 per 1000	Moderate Due to serious risk of bias ³	REGN-COV2 probably increases symptom resolution or improvement
Severe adverse events	Relative risk: 0.33 (CI 95% 0.23 - 0.48) Based on data from 5531 patients in 1 study Follow up 30 days	102 per 1000	34 per 1000	Moderate Due to serious imprecision ⁴	REGN-COV2 probably has little or no difference on severe adverse events
Hospitalization (in patients with non- severe disease)	Relative risk: 0.29 (CI 95% 0.18 - 0.45) Based on data from 4180 patients in 1 study Follow up 30 days	74 per 1000	21 per 1000	Moderate Due to serious imprecision ⁵	REGN-COV2 probably decreases hospitalization

- Risk of bias: No serious.** Incomplete data and/or large loss to follow up; **Imprecision: Very Serious.** Wide confidence intervals, Low number of events;
- Risk of bias: No serious.** Incomplete data and/or large loss to follow up; **Imprecision: Very Serious.** Low number of events, Wide confidence intervals;
- Risk of bias: Serious.** Incomplete data and/or large loss to follow up;
- Risk of bias: No serious.** Incomplete data and/or large loss to follow up; **Imprecision: Serious.** Low number of events;

5. **Risk of bias: No serious.** Incomplete data and/or large loss to follow up; **Imprecision: Serious.** Low number of events;

References

1. World Health Organization. Commentaries: Off-label use of medicines for COVID-19 (Scientific brief, 31 March 2020) [Internet]. Geneva: World Health Organization; 2020 [cited 7 December 2020]. Available from: <https://www.who.int/news-room/commentaries/detail/off-label-use-of-medicines-for-covid-19>
2. The L·OVE Platform. Methods for the special L·OVE of coronavirus infection [Internet]. Santiago: Epistemonikos Foundation; 2020 [cited 7 December 2020]. Available from: <https://app.iloveevidence.com/covid-19>
3. World Health Organization. WHO R&D Blueprint novel Coronavirus: outline of trial designs for experimental therapeutics. WHO reference number WHO/HEO/R&D Blueprint (nCoV)/2020.4. Geneva: World Health Organization; 2020. Available at: <https://apps.who.int/iris/bitstream/handle/10665/330694/WHO-HEO-RDBlueprintnCoV-2020.4-eng.pdf?ua=1>
4. Schünemann HJ, Cuello C, Akl EA, Mustafa RA, Meerpohl JJ, Thayer K, et al. GRADE Guidelines: 18. How ROBINS-I and other tools to assess risk of bias in nonrandomized studies should be used to rate the certainty of a body of evidence. *J Clin Epidemiol* 2019;111(July):105–14. Available from: <https://doi.org/10.1016/j.jclinepi.2018.01.012>.
5. Docherty AB, Mulholland RH, Lone NI, Cheyne CP, De Angelis D, Diaz-Ordaz K, et al. Changes in UK hospital mortality in the first wave of COVID-19: the ISARIC WHO Clinical Characterisation Protocol prospective multicentre observational cohort study. *MedRxiv* 2020. Available from: <http://medrxiv.org/lookup/doi/10.1101/2020.12.19.20248559>
6. International Severe Acute Respiratory and emerging Infections Consortium, Hall M, Pritchard M, Dankwa EA, Baillie JK, Carson G, et al. ISARIC Clinical Data Report 20 November 2020 [Internet]. *MedRxiv* 2020. Available from: <http://medrxiv.org/lookup/doi/10.1101/2020.07.17.20155218>
7. Chu DK, Akl EA, Duda S, Solo K, Yaacoub S, Schünemann HJ, et al. Physical distancing, face masks, and eye protection to prevent person-to-person transmission of SARS-CoV-2 and COVID-19: a systematic review and meta-analysis. *Lancet* 2020;395:1973-1987. Available from: [https://doi.org/10.1016/S0140-6736\(20\)31142-9](https://doi.org/10.1016/S0140-6736(20)31142-9).
8. Sterne JAC, Savović J, Page MJ, Elbers RG, Blencowe NS, Boutron I, et al. RoB 2: A revised tool for assessing risk of bias in randomised trials. *BMJ* 2019;366:l4898. Available from: <https://doi.org/10.1136/bmj.l4898>.
9. Guyatt GH, Oxman AD, Vist GE, et al. GRADE: an emerging consensus on rating quality of evidence and strength of recommendations. *BMJ* 2008; 336: 924–26.
10. Axfors C, Schmitt AM, Janiaud P, van 't Hooft J, Abd-Elsalam S, Abdo EF, et al.. Mortality outcomes with hydroxychloroquine and chloroquine in COVID-19: an international collaborative meta-analysis of randomized trials [Preprint]. *MedRxiv* 2020. Available from: <https://doi.org/10.1101/2020.09.16.20194571>.

11. Fontana P, Casini A, Robert-Ebadi H, Glauser F, Righini M, Blondon M. Venous thromboembolism in COVID-19: systematic review of reported risks and current guidelines. *Swiss Med Wkly* 2020;150:w20301. Available from: <https://doi.org/10.4414/smw.2020.20301>.
12. Pan-American Health Organization. Guidelines for critical care of seriously ill adult patients with coronavirus (COVID-19) in the Americas: short version v-1. Washington DC: PAHO;2020. Available from: <https://iris.paho.org/handle/10665.2/52184>
13. Yuan X, Yi W, Liu B, Tian S, Cao F, Wang R, et al. Pulmonary radiological change of COVID-19 patients with 99mTc-MDP treatment [Preprint]. *MedRxiv* 2020. Available from: <https://doi.org/10.1101/2020.04.07.20054767>.
14. Siami Z, Aghajanian S, Mansouri S, Mokhames Z, Pakzad R, Kabir K, et al. Effect of Ammonium Chloride in addition to standard of care in outpatients and hospitalized COVID-19 patients: a randomized clinical trial. *International Journal of Infectious Diseases*. 2021 Apr;S1201971221003544.
15. Cohen JB, Hanff TC, William P, Sweitzer N, Rosado-Santander NR, Medina C, et al. Continuation versus discontinuation of renin-angiotensin system inhibitors in patients admitted to hospital with COVID-19: a prospective, randomised, open-label trial. *Lancet Respir Med*. 2021 Jan 7.
16. Lopes RD, Macedo AVS, de Barros E Silva PGM, Moll-Bernardes RJ, dos Santos TM, Mazza L, et al. Effect of Discontinuing vs Continuing Angiotensin-Converting Enzyme Inhibitors and Angiotensin II Receptor Blockers on Days Alive and Out of the Hospital in Patients Admitted With COVID-19: A Randomized Clinical Trial. *JAMA*. 2021 Jan 19;325(3):254.
17. Tornling G, Batta R, Porter J, Bengtsson T, Parmar K, Kashiva R, et al. The angiotensin type 2 receptor agonist C21 restores respiratory function in COVID19 - a double-blind, randomized, placebo-controlled Phase 2 trial [Internet]. *Respiratory Medicine*; 2021 Jan.
18. Nouri-Vaskeh M, Kalami N, Zand R, Soroureddin Z, Varshochi M, Ansarin K, et al. Comparison of Losartan and Amlodipine Effects on the Outcomes of Patient with COVID-19 and Primary Hypertension: A Randomized Clinical Trial. *International Journal of Clinical Practice* [Internet]. 2021 Mar [cited 2021 Mar 4]; Available from: <https://onlinelibrary.wiley.com/doi/10.1111/ijcp.14124>
19. Puskarich M, Cummins NW, Ingraham N, Wacker DA, Reilkoff R, Driver BE, et al. Effect of Losartan on Symptomatic Outpatients with COVID-19: A Randomized Clinical Trial. *SSRN Journal* [Internet]. 2021 [cited 2021 Mar 24]; Available from: <https://www.ssrn.com/abstract=378746>
20. Geriak M, Haddad F, Kullar R, Greenwood KL, Habib M, Habib C, et al. Randomized Prospective Open Label Study Shows No Impact on Clinical Outcome of Adding Losartan to Hospitalized COVID-19 Patients with Mild Hypoxemia. *Infect Dis Ther* [Internet]. 2021 May 11 [cited 2021 May 18]; Available from: <https://link.springer.com/10.1007/s40121-021-00453-3>

21. Bureau S, Dougados M, Tibi A, Azoulay E, Cadranel J, Emmerich J, et al. Effect of anakinra versus usual care in adults in hospital with COVID-19 and mild-to-moderate pneumonia (CORIMUNO-ANA-1): a randomised controlled trial. *The Lancet Respiratory Medicine*. 2021 Jan;S2213260020305567.
22. Kyriazopoulou E, Poulakou G, Milionis H, Metallidis S, Adamis G, Tsiakos K, et al. Early Anakinra Treatment for COVID-19 Guided by Urokinase Plasminogen Receptor [Internet]. *Infectious Diseases (except HIV/AIDS)*; 2021 May [cited 2021 May 24]. Available from: <http://medrxiv.org/lookup/doi/10.1101/2021.05.16.21257283>
23. Bertoldi Lemos AC, do Espírito Santo DA, Salvetti MC, Gilio RN, Agra LB, Pazin-Filho A, Miranda CH. Therapeutic versus prophylactic anticoagulation for severe COVID-19: a randomized phase II clinical trial (HESACOVID). *Thromb Res* 2020;196:359-366. Available from: <https://doi.org/10.1016/j.thromres.2020.09.026>.
24. The REMAP-CAP, ACTIV-4a, ATTACC Investigators, Zarychanski R. Therapeutic Anticoagulation in Critically Ill Patients with Covid-19 – Preliminary Report [Internet]. *Intensive Care and Critical Care Medicine*; 2021 Mar [cited 2021 Mar 22]. Available from: <http://medrxiv.org/lookup/doi/10.1101/2021.03.10.21252749>
25. INSPIRATION Investigators, Sadeghipour P, Talasaz AH, Rashidi F, Sharif-Kashani B, Beigmohammadi MT, et al. Effect of Intermediate-Dose vs Standard-Dose Prophylactic Anticoagulation on Thrombotic Events, Extracorporeal Membrane Oxygenation Treatment, or Mortality Among Patients With COVID-19 Admitted to the Intensive Care Unit: The INSPIRATION Randomized Clinical Trial. *JAMA* [Internet]. 2021 Mar 18 [cited 2021 Mar 22]; Available from: <https://jamanetwork.com/journals/jama/fullarticle/2777829>
26. Perepu U, Chambers I, Wahab A, Ten Eyck P, Wu C, Dayal S, et al. Standard Prophylactic Versus Intermediate Dose Enoxaparin in Adults with Severe COVID-19: A Multi-Center, Open-Label, Randomised Controlled Trial. *SSRN Journal* [Internet]. 2021 [cited 2021 May 18]; Available from: <https://www.ssrn.com/abstract=3840099>
27. The ATTACC, ACTIV-4a, and REMAP-CAP Investigators, Lawler PR, Goligher EC, Berger JS, Neal MD, McVerry BJ, et al. Therapeutic Anticoagulation in Non-Critically Ill Patients with Covid-19 [Internet]. *Intensive Care and Critical Care Medicine*; 2021 May [cited 2021 May 27]. Available from: <http://medrxiv.org/lookup/doi/10.1101/2021.05.13.21256846>
28. Mehboob R, Ahmad F, Qayyum A, Rana MA, Tariq MA, Akram J. Aprepitant as a combinant with dexamethasone reduces the inflammation via neurokinin 1 receptor antagonism in severe to critical COVID-19 patients and potentiates respiratory recovery:

- a novel therapeutic approach [Preprint]. MedRxiv 2020. Available from: <https://doi.org/10.1101/2020.08.01.20166678>.
29. Trieu V, Saund S, Rahate PV, Barge VB, Nalk KS, Windlass H, et al. Targeting TGF- β pathway with COVID-19 Drug Candidate ARTIVeda/PulmoHeal Accelerates Recovery from Mild-Moderate COVID-19 [Internet]. Infectious Diseases (except HIV/AIDS); 2021 Feb [cited 2021 Feb 16]. Available from: <http://medrxiv.org/lookup/doi/10.1101/2021.01.24.21250418>
 30. Nirmal Ghati, Siddharthan Deepti, Sushma Bhatnagar, Manjit Mahendran, Abhishek Thakur, Kshitij Prasad, et al. A Randomised Control Trial of Statin and Aspirin as Adjuvant Therapy in Patients with SARS-CoV-2 Infection (RESIST Trial). SSRN [Internet]. 2021; Available from: <http://www.epistemonikos.org/documents/c4906fcf67c193fafde08db4a6b78514f12c192f>
 31. Miller J, Bruen C, Schnaus M, Zhang J, Ali S, Lind A, et al. Auxora versus standard of care for the treatment of severe or critical COVID-19 pneumonia: results from a randomized controlled trial. Crit Care 2020;24(1):502. Available from: <https://doi.org/10.1186/s13054-020-03220-x>.
 32. Youssef JG, Lee R, Javitt J, Lavin P, Jayaweera D. Effectiveness of ZYESAMITM (Aviptadil) in Accelerating Recovery and Shortening Hospitalization in Critically-Ill Patients with COVID-19 Respiratory Failure: Interim Report from a Phase 2B/3 Multicenter Trial. SSRN Journal [Internet]. 2021 [cited 2021 Apr 8]; Available from: <https://www.ssrn.com/abstract=3794262>
 33. Sekhavati E, Jafari F, SeyedAlinaghi S, Jamali Moghadam Siahkali S, Sadr S, Tabarestani M, et al. Safety and effectiveness of azithromycin in patients with COVID-19: an open-label randomized trial. Int Journal Antimicrob Ag 2020;56(4):106143. Available from: <https://doi.org/10.1016/j.ijantimicag.2020.106143>.
 34. Guvenmez O, Keskin H, Ay B, Birinci S, Kanca MF. The comparison of the effectiveness of lincocin® and azitro® in the treatment of COVID-19-associated pneumonia: a prospective study. J Popul Ther Clin Pharmacol 2020;27(S Pt1):e5–10. Available from : <https://doi.org/10.15586/jptcp.v27iSP1.684>.
 35. Furtado RHM, Berwanger O, Fonseca HA, Corrêa TD, Ferraz LR, Lapa MG, et al. Azithromycin in addition to standard of care versus standard of care alone in the treatment of patients admitted to the hospital with severe COVID-19 in Brazil (COALITION II): a randomised clinical trial. Lancet 2020;396:959-67. Available from: [https://doi.org/10.1016/S0140-6736\(20\)31862-6](https://doi.org/10.1016/S0140-6736(20)31862-6).
 36. Horby PW, Roddick A, Spata E, Staplin N, Emberson JR, Pessoa-Amorim G, Peto L, et al. 2020. Azithromycin in Hospitalised Patients with COVID-19 (RECOVERY): A Randomised, Controlled, Open-Label, Platform Trial. Preprint. Infectious Diseases (except HIV/AIDS). <https://doi.org/10.1101/2020.12.10.20245944>.

37. Rashad A, Nafady A, Hassan M, Mansour H, Taya U, Bazeed S, et al. Therapeutic efficacy of macrolides in management of patients with mild COVID-19. ResearchSquare [Internet]. 2021
38. Butler CC, Dorward J, Yu L-M, Gbinigie O, Hayward G, Saville BR, et al. Azithromycin for community treatment of suspected COVID-19 in people at increased risk of an adverse clinical course in the UK (PRINCIPLE): a randomised, controlled, open-label, adaptive platform trial. *The Lancet*. 2021 Mar;S014067362100461X.
39. Hinks TS, Cureton L, Knight R, Wang A, Cane JL, Barber VS, et al. A randomised clinical trial of azithromycin versus standard care in ambulatory COVID-19 – the ATOMIC2 trial [Internet]. *Infectious Diseases (except HIV/AIDS)*; 2021 Apr [cited 2021 May 3]. Available from: <http://medrxiv.org/lookup/doi/10.1101/2021.04.21.21255807>
40. Ren Z, Luo H, Yu Z, Song J, Liang L, Wang L, et al. A randomized, open-label, controlled clinical trial of azvudine tablets in the treatment of mild and common COVID-19, a pilot study. *Adv Sci* 2020;7:2001435. Available from: <https://doi.org/10.1002/advs.202001435>.
41. Kalil AC., Patterson TF, Mehta AK, Tomashek KM, Wolfe CR, Ghazaryan V, Marconi VC, et al. 2020. Baricitinib plus Remdesivir for Hospitalized Adults with Covid-19. *New England Journal of Medicine*, December, NEJMoa2031994. <https://doi.org/10.1056/NEJMoa2031994>.
42. Marconi VC, Ramanan AV, de Bono S, Kartman CE, Krishnan V, Liao R, et al. Baricitinib plus Standard of Care for Hospitalized Adults with COVID-19 [Internet]. *Infectious Diseases (except HIV/AIDS)*; 2021 May [cited 2021 May 5]. Available from: <http://medrxiv.org/lookup/doi/10.1101/2021.04.30.21255934>
43. Lou Y, Liu L, Qiu Y. Clinical outcomes and plasma concentrations of baloxavir marboxil and favipiravir in COVID-19 patients: an exploratory randomized, controlled trial [Preprint]. *MedRxiv* 2020. Available from: <https://doi.org/10.1101/2020.04.29.20085761>.
44. Chen P, Nirula A, Heller B, Gottlieb RL, Boscia J, Morris J, et al. SARS-CoV-2 neutralizing antibody LY-CoV555 in outpatients with COVID-19. *N Engl J Med* 2020; NEJMoa2029849. Available from: <https://doi.org/10.1056/NEJMoa2029849>.
45. ACTIV-3/TICO LY-CoV555 Study Group. A Neutralizing Monoclonal Antibody for Hospitalized Patients with Covid-19. *N Engl J Med*. 2020 Dec 22;NEJMoa2033130.
46. Gottlieb RL, Nirula A, Chen P, Boscia J, Heller B, Morris J, et al. Effect of Bamlanivimab as Monotherapy or in Combination With Etesevimab on Viral Load in Patients With Mild to Moderate COVID-19: A Randomized Clinical Trial. *JAMA* [Internet]. 2021
47. Padmanabhan U, Mukherjee S, Borse R, Joshi S, Deshmukh R. Phase II clinical trial for evaluation of BCG as potential therapy for COVID-19 [Preprint]. *MedRxiv* 2020. Available from: <https://doi.org/10.1101/2020.10.28.20221630>.
48. RYBAKOV A.R., ZHEBELENKO Y.G., DUBROV S.O., VDOVENKO D.V., KAVARDAKOVA N.V., MATSIBOKH S.V., et al. THE RESULTS OF THE

CLINICAL STUDY: AN OPEN-LABEL MULTICENTER RANDOMIZED TRIAL TO EVALUATE THE EFFICACY OF BIOVEN, MANUFACTURED BY BIOPHARMA PLASMA, LLC, IN COMPLEX THERAPY OF PATIENTS WITH PNEUMONIA INDUCED BY COVID-19/SARS-COV-2 / РЕЗУЛЬТАТИ КЛІНІЧНОГО ДОСЛІДЖЕННЯ «ВІДКРИТЕ БАГАТОЦЕНТРОВЕ РАНДОМІЗОВАНЕ ДОСЛІДЖЕННЯ З ОЦІНКИ ЕФЕКТИВНОСТІ ПРЕПАРАТУ БІОВЕН, ВИРОБНИЦТВА ТОВ «БІОФАРМА ПЛАЗМА», В КОМПЛЕКСНІЙ ТЕРАПІЇ ПАЦІЄНТІВ З ПНЕВМОНІЄЮ, ЩО ВИКЛИКАНА КОРОНАВІРУСНОЮ ІНФЕКЦІЄЮ COVID-19. Pain, Anaesthesia and Intensive Care. 2020;4(93):9–21.

49. Li T, Sun L, Zhang W, Zheng C, Jiang C, Chen M, et al. Bromhexine hydrochloride tablets for the treatment of moderate COVID-19: an open-label randomized controlled pilot study. *Clin Transl Sci* 2020;13(6):1096-1102. Available from: <https://doi.org/10.1111/cts.12881>.
50. Ansarin K, Tolouian R, Ardalan M, Taghizadieh A, Varshochi M, Teimouri S, et al. 2020. Effect of bromhexine on clinical outcomes and mortality in COVID-19 patients: a randomized clinical trial. *Bioimpacts* 2020;10(4):209–15. Available from: <https://doi.org/10.34172/bi.2020.27>.
51. Mikhaylov EN, Lyubimtseva TA, Vakhrushev AD, Stepanov D, Lebedev DS, Vasilieva EYu, et al. Bromhexine Hydrochloride Prophylaxis of COVID-19 for Medical Personnel: A Randomized Open-Label Study [Internet]. *Infectious Diseases (except HIV/AIDS)*; 2021 Mar [cited 2021 Mar 11]. Available from: <http://medrxiv.org/lookup/doi/10.1101/2021.03.03.21252855>
52. Tolouian R, Mulla ZD, Jamaati H, Babamahmoodi A, Marjani M, Eskandari R, et al. Effect of bromhexine in hospitalized patients with COVID-19. *J Investig Med*. 2021 Mar 15;jim-2020-001747.
53. Gunst JD, Staerke NB, Pahus MH, Kristensen LH, Bodilsen J, Lohse N, et al. Efficacy of the TMPRSS2 inhibitor camostat mesilate in patients hospitalized with Covid-19-a double-blind randomized controlled trial. *EClinicalMedicine*. 2021 Apr;100849.
54. Perlin DS, Neil GA, Anderson C, Zafir-Lavie I, Roadcap L, Raines S, et al. CERC-002, a human anti-LIGHT mAb reduces respiratory failure and death in hospitalized COVID-19 ARDS patients [Internet]. *Pharmacology and Therapeutics*; 2021 Apr [cited 2021 Apr 12]. Available from: <http://medrxiv.org/lookup/doi/10.1101/2021.04.03.21254748>
55. Thakar A, Panda S, Sakthivel P, Brijwal M, Dhakad S, Choudekar A, et al. Chloroquine nasal drops in asymptomatic & mild COVID-19: An exploratory randomized clinical trial. *Indian J Med Res*. 2021;0(0):0.
56. Cruz LR, Baladron I, Rittoles A, Diaz PA, Valenzuela C, Santana R, et al. Treatment with an anti-CK2 synthetic peptide improves clinical response in COVID-19 patients

- with pneumonia: a randomized and controlled clinical trial [Preprint]. MedRxiv 2020. Available from: <https://doi.org/10.1101/2020.09.03.20187112>.
57. Altay O, Yang H, Aydin M, Alkurt G, Altunal N, Kim W, et al. Combined metabolic cofactor supplementation accelerates recovery in mild-to-moderate COVID-19 [Preprint]. MedRxiv 2020. Available from: <https://doi.org/10.1101/2020.10.02.20202614>.
 58. Deftereos SG, Giannopoulos G, Vrachatis DA, Siasos GD, Giotaki SG, Gargalianos P, et al. Effect of colchicine vs standard care on cardiac and inflammatory biomarkers and clinical outcomes in patients hospitalized with coronavirus disease 2019: The GRECCO-19 randomized clinical trial. *JAMA Netw Open* 2020;3(6):e2013136. Available from: <https://doi.org/10.1001/jamanetworkopen.2020.13136>.
 59. Lopes MI, Bonjorno LP, Giannini MC, Amaral NB, Menezes PI, Dib SM, et al. Beneficial effects of colchicine for moderate to severe COVID-19: a randomised, double-blinded, placebo-controlled clinical trial. *RMD Open*. 2021 Feb;7(1):e001455.
 60. Farhad S, Pourfarzi F, Ataei S. The impact of colchicine on the COVID-19 patients: a clinical trial study [Preprint]. ResearchSquare 2020. Available from: <https://doi.org/10.21203/rs.3.rs-69374/v1>.
 61. Tardif J-C, Bouabdallaoui N, L'Allier PL, Gaudet D, Shah B, Pillinger MH, et al. Efficacy of Colchicine in Non-Hospitalized Patients with COVID-19 [Internet]. *Infectious Diseases (except HIV/AIDS)*; 2021 Jan [cited 2021 Jan 28]. Available from: <http://medrxiv.org/lookup/doi/10.1101/2021.01.26.21250494>
 62. RECOVERY Collaborative Group, Horby PW, Campbell M, Spata E, Emberson JR, Staplin N, et al. Colchicine in patients admitted to hospital with COVID-19 (RECOVERY): a randomised, controlled, open-label, platform trial [Internet]. *Infectious Diseases (except HIV/AIDS)*; 2021 May [cited 2021 May 21]. Available from: <http://medrxiv.org/lookup/doi/10.1101/2021.05.18.21257267>
 63. Li L, Zhang W, Hu Y, Tong X, Zheng S, Yang J, et al. Effect of convalescent plasma therapy on time to clinical improvement in patients with severe and life-threatening COVID-19: a randomized clinical trial. *JAMA* 2020;324(5):460-70. Available from: <https://doi.org/10.1001/jama.2020.10044>.
 64. Gharbharan A, Jordans CCE, GeurtsvanKessel C, den Hollander JG, Karim F, Mollema PN, et al. Convalescent plasma for COVID-19: a randomized clinical trial [Preprint]. MedRxiv 2020. Available from: <https://doi.org/10.1101/2020.07.01.20139857>.
 65. Avendano-Sola C, Ramos-Martinez A, Munez-Rubio E, Ruiz-Antoran B, de Molina RM, Torres F, et al. Convalescent plasma for COVID-19: a multicenter, randomized clinical trial [Preprint]. MedRxiv 2020. Available from: <https://doi.org/10.1101/2020.08.26.20182444>.
 66. Agarwal A, Mukherjee A, Kumar G, Chatterjee P, Bhatnagar T, Malhotra P, et al. Convalescent plasma in the management of moderate COVID-19 in India: an open-label parallel-arm phase II multicentre randomized controlled trial (PLACID Trial) [Preprint]. MedRxiv 2020. Available from: <https://doi.org/10.1101/2020.09.03.20187252>.

67. Simonovich VA, Burgos Pratz LD, Scibona P, Beruto MV, Vallone MG, Vázquez C, et al. A randomized trial of convalescent plasma in COVID-19 severe pneumonia. *N Engl J Med* 2020; NEJMoa2031304. Available from: <https://doi.org/10.1056/NEJMoa2031304>.
68. Bajpai M, Kumar S, Maheshwari A, Chabra K, Kale P, Gupta A, et al. Efficacy of convalescent plasma therapy compared to fresh frozen plasma in severely ill COVID-19 patients: a pilot randomized controlled trial [Preprint]. *MedRxiv* 2020. Available from: <https://doi.org/10.1101/2020.10.25.20219337>.
69. AlQahtani M, Abdulrahman A, AlMadani A, Yousif AlAli S, Al Zamrooni AM, Hejab A, et al. Randomized controlled trial of convalescent plasma therapy against standard therapy in patients with severe COVID-19 disease [Preprint]. 2020 *MedRxiv* 2020. Available from: <https://doi.org/10.1101/2020.11.02.20224303>.
70. Libster R, Pérez Marc G, Wappner D, Coviello S, Bianchi A, Braem V, et al. Early High-Titer Plasma Therapy to Prevent Severe Covid-19 in Older Adults. *N Engl J Med*. 2021 Jan 6;NEJMoa2033700.
71. Ray Y, Paul SR, Bandopadhyay P, D’Rozario R, Sarif J, Lahiri A, Bhowmik D, et al. Clinical and Immunological Benefits of Convalescent Plasma Therapy in Severe COVID-19: Insights from a Single Center Open Label Randomised Control Trial. [Preprint]. 2020 *Infectious Diseases (except HIV/AIDS)*. <https://doi.org/10.1101/2020.11.25.20237883>.
72. Horby PW, Estcourt L, Peto L, Emberson JR, Staplin N, Spata E, et al. Convalescent plasma in patients admitted to hospital with COVID-19 (RECOVERY): a randomised, controlled, open-label, platform trial [Internet]. *Infectious Diseases (except HIV/AIDS)*; 2021 Mar [cited 2021 Mar 11]. Available from: <http://medrxiv.org/lookup/doi/10.1101/2021.03.09.21252736>
73. Baklaushev V, Averyanov AV, Sotnikova AG, Perkina AS, Ivanov A, Yusubalieva GM, et al. SAFETY AND EFFICACY OF CONVALESCENT PLASMA FOR COVID-19: THE FIRST RESULTS OF A CLINICAL STUDY. *Journal of Clinical Practice* [Internet]. 2020 Jul 17 [cited 2021 Feb 14]; Available from: <https://journals.eco-vector.com/clinpractice/article/view/35168>
74. O’Donnell MR, Grinsztejn B, Cummings MJ, Justman JE, Lamb MR, Eckhardt CM, et al. A randomized double-blind controlled trial of convalescent plasma in adults with severe COVID-19. *Journal of Clinical Investigation* [Internet]. 2021 May 11 [cited 2021 May 17]; Available from: <http://www.jci.org/articles/view/150646>
75. Gonzalez JLB, González Gámez M, Mendoza Enciso EA, Esparza Maldonado RJ, Palacios DH, Campos SD, et al. Efficacy and safety of convalescent plasma and intravenous immunoglobulin in critically ill COVID-19 patients. A controlled clinical trial [Internet]. *Infectious Diseases (except HIV/AIDS)*; 2021 Mar [cited 2021 Apr 5]. Available from: <http://medrxiv.org/lookup/doi/10.1101/2021.03.28.21254507>
76. Pouladzadeh M, Safdarian M, Eshghi P, Abolghasemi H, Bavani AG, Sheibani B, et al. A randomized clinical trial evaluating the immunomodulatory effect of convalescent plasma on COVID-19-related cytokine storm. *Internal and emergency medicine* [Internet]. 2021;

Available from:

<http://www.epistemonikos.org/documents/1996674ceda1dbb24d8246a2f7b3b4f651353693>

77. Bennett-Guerrero E, Romeiser JL, Talbot LR, Ahmed T, Mamone LJ, Singh SM, et al. Severe Acute Respiratory Syndrome Coronavirus 2 Convalescent Plasma Versus Standard Plasma in Coronavirus Disease 2019 Infected Hospitalized Patients in New York: A Double-Blind Randomized Trial. *Critical Care Medicine* [Internet]. 2021 Apr 16 [cited 2021 Apr 27]; Publish Ahead of Print. Available from: <https://journals.lww.com/10.1097/CCM.0000000000005066>
78. Hamdy Salman O, Ail Mohamed HS. Efficacy and safety of transfusing plasma from COVID-19 survivors to COVID-19 victims with severe illness. A double-blinded controlled preliminary study. *Egyptian Journal of Anaesthesia*. 2020 Jan 1;36(1):264–72.
79. Körper S, Weiss M, Zickler D, Wiesmann T, Zacharowski K, M.Corman V, et al. High Dose Convalescent Plasma in COVID-19: Results from the Randomized Trial CAPSID [Internet]. *Infectious Diseases (except HIV/AIDS)*; 2021 May [cited 2021 May 20]. Available from: <http://medrxiv.org/lookup/doi/10.1101/2021.05.10.21256192>
80. Balcells ME, Rojas L, Le Corre N, Martínez-Valdebenito C, Ceballos ME, Ferrés M, et al. Early versus deferred anti-SARS-CoV-2 convalescent plasma in patients admitted for COVID-19: A randomized phase II clinical trial. *PLoS Med*. 2021 Mar;18(3):e1003415.
81. Joyner MJ, Bruno KA, Klassen SA, Kunze KL, Johnson PW, Lesser ER, et al. Safety update: COVID-19 convalescent plasma in 20,000 hospitalized patients. *Mayo Clin Proc* 2020;95(9):1888–97. Available from: <https://doi.org/10.1016/j.mayocp.2020.06.028>
82. Chen J, Xia L, Liu L, Xu Q, Ling Y, Huang D, et al. Antiviral activity and safety of darunavir/cobicistat for the treatment of COVID-19. *Open Forum Infect Dis* 2020;7(7):ofaa241. Available from: <https://doi.org/10.1093/ofid/ofaa241>.
83. Cadegiani FA, McCoy J, Wambier CG, Goren A. 5-alpha-reductase inhibitors reduce remission time of COVID-19: results from a randomized double blind placebo controlled interventional trial in 130 SARS-CoV-2 positive men [Preprint]. *MedRxiv* 2020. Available from: <https://doi.org/10.1101/2020.11.16.20232512>.
84. Cadegiani FA, McCoy J, Gustavo Wambier C, Goren A. Early Antiandrogen Therapy With Dutasteride Reduces Viral Shedding, Inflammatory Responses, and Time-to-Remission in Males With COVID-19: A Randomized, Double-Blind, Placebo-Controlled Interventional Trial (EAT-DUTA AndroCoV Trial – Biochemical). *Cureus* [Internet]. 2021 Feb 1 [cited 2021 Feb 14]
85. Delgado-Enciso I, Paz-Garcia J, Barajas-Saucedo CE, Mokay-Ramírez KA, Meza-Robles C, Lopez-Flores R, et al. Patient-reported health outcomes after treatment of COVID-19 with nebulized and/or intravenous neutral electrolyzed saline combined with usual

- medical care versus usual medical care alone: a randomized, open-label, controlled trial [Preprint]. ResearchSquare 2020. Available from: <https://doi.org/10.21203/rs.3.rs-68403/v1>.
86. Olha Holubovska, Denisa Bojkova, Stefano Elli, Marco bechtel, David Boltz, Miguel Muzzio, et al. Enisamium is an inhibitor of the SARS-CoV-2 RNA polymerase and shows improvement of recovery in COVID-19 patients in an interim analysis of a clinical trial. medRxiv [Internet]. 2021.
 87. Samimagham H, Azad M, Haddad M, Arabi M, Hooshyar D, KazemiJahromi M. The Efficacy of Famotidine in improvement of outcomes in Hospitalized COVID-19 Patients: A phase III randomised clinical trial. ResearchSquare [Internet]. 2021; Available from: <http://www.epistemonikos.org/documents/a38a60b031b058f125e2d5572d2bc7678b676498>
 88. Chen C, Huang J, Cheng Z, Wu J, Chen S, Zhang Y, et al. Favipiravir versus arbidol for COVID-19: a randomized clinical trial [Preprint]. MedRxiv 2020. Available from: <https://doi.org/10.1101/2020.03.17.20037432>.
 89. Ivashchenko AA, Dmitriev KA, Vostokova NV, Azarova VN, Blinow AA, Egorova AN, et al. Interim results of a phase II/III multicenter randomized clinical trial of AVIFAVIR in hospitalized patients with COVID-19. MedRxiv 202. Available from: <https://doi.org/10.1101/2020.07.26.20154724>.
 90. Doi Y, Hibino M, Hase R, Yamamoto M, Kasamatsu Y, Hirose M, et al. A prospective, randomized, open-label trial of early versus late favipiravir in hospitalized patients with COVID-19. Antimicrob Agents Chemother 2020; 64:e01897-20. Available from: <https://doi.org/10.1128/AAC.01897-20>.
 91. Dabbous HM, El-Sayed MH, El Assal G, Elghazaly H, Ebeid FFS, Sherief AF, et al. A randomized controlled study of favipiravir vs hydroxychloroquine in COVID-19 management: what have we learned so far? [Preprint]. ResearchSquare 2020. Available from: <https://doi.org/10.21203/rs.3.rs-83677/v1>.
 92. Zhao H, Zhu Q, Zhang C, Li J, Wei M, Qin Y, et al. Tocilizumab combined with favipiravir in the treatment of COVID-19: a multicenter trial in a small sample size. Biomed Pharmacother 2021; 133:110825. Available from: <https://doi.org/10.1016/j.biopha.2020.110825>.
 93. Khamis F, Al Naabi H, Al Lawati A, Ambusaidi Z, Al Sharji M, Al Barwani U, et al. Randomized controlled open label trial on the use of favipiravir combined with inhaled interferon beta-1b in hospitalized patients with moderate to severe COVID-19

- pneumonia. *Int J Infect Dis* 2020; 102:538-43. Available from: <https://doi.org/10.1016/j.ijid.2020.11.008>.
94. Ruzhentsova T, Chukhliaev P, Khavkina D, Garbuzov A, Oseshnyuk R, Soluyanov T, et al. Phase 3 trial of coronavir (favipiravir) in patients with mild to moderate COVID-19 [Preprint]. 2020. Available from SSRN: <https://doi.org/10.2139/ssrn.3696907>.
 95. Udwardia ZF, Singh P, Barkate H, Patil S, Rangwala S, Pendse A, et al. Efficacy and safety of favipiravir, an oral RNA-dependent RNA polymerase inhibitor, in mild-to-moderate COVID-19: a randomized, comparative, open-label, multicenter, phase 3 clinical trial [Preprint]. *Int J Infect Dis* 2020. Available from: <https://doi.org/10.1016/j.ijid.2020.11.142>.
 96. Ogarev Mordovia State University, Saransk, Russian Federation, Balykova LA, Govorov AV, A.I.Evdokimov Moscow State University of Medicine and Dentistry, Moscow, Russian Federation, Vasilyev AO, A.I.Evdokimov Moscow State University of Medicine and Dentistry, Moscow, Russian Federation, et al. Characteristics of COVID-19 and possibilities of early causal therapy. Results of favipiravir use in clinical practice. *Infekc bolezni*. 2020;18(3):30–40.
 97. Solaymani-Dodaran M, Ghanei M, Bagheri M, Qazvini A, Vahedi E, Hassan Saadat S, et al. Safety and efficacy of Favipiravir in moderate to severe SARS-CoV-2 pneumonia. *International Immunopharmacology*. 2021 Jun;95:107522.
 98. Zhao H, Zhang C, Zhu Q, Chen X, Chen G, Sun W, et al. Favipiravir in the treatment of patients with SARS-CoV-2 RNA recurrent positive after discharge: A multicenter, open-label, randomized trial. *International Immunopharmacology*. 2021 Aug;97:107702.
 99. Bosaeed M, Mahmoud E, Alharbi A, Altayeib H, Albayat H, Alharbi F, et al. Favipiravir and Hydroxychloroquine Combination Therapy in Patients with Moderate to Severe COVID-19 (FACCT): An Open-Label, Multicentre, Randomised, Controlled Trial. *SSRN Journal* [Internet]. 2021 [cited 2021 May 5]; Available from: <https://www.ssrn.com/abstract=3829663>
 100. Davoodi L, Abedi SM, Salehifar E, Alizadeh-Navai R, Rouhanizadeh H, Khorasani G, Hosseinimehr SJ. Febuxostat therapy in outpatients with suspected COVID-19: a clinical trial. *Int J Clin Pract* 2020; 74:e13600. Available from: <https://doi.org/10.1111/ijcp.13600>.
 101. E. Zarehoseinzade, A. Allami, M. Ahmadi, B. Bijani, N. Mohammadi. Finasteride in hospitalized adult males with Covid-19: A risk factor for severity of the disease or an adjunct treatment: A randomized controlled clinical trial. *The Medical Journal of The*

- Islamic Republic of Iran [Internet]. 2021;35(1). Available from:
<http://www.epistemonikos.org/documents/f3b23e45ed8faff34c8ba4b500fc9bfc82d32f81>
102. Lenze EJ, Mattar C, Zorumski CF, Stevens A, Schweiger J, Nicol GE, et al. Fluvoxamine vs placebo and clinical deterioration in outpatients with symptomatic COVID-19: a randomized clinical trial. *JAMA* 2020 Published online November 12, 2020. Available from: <https://doi.org/10.1001/jama.2020.22760>.
 103. Shogenova LV, Petrikov SS, Zhuravel SV, Gavrilov PV, Utkina II, Varfolomeev SD, et al. Thermal Helium-Oxygen Mixture as Part of a Treatment Protocol for Patients with COVID-19. *Annals RAMS*. 2020 Dec 4;75(5S):353–62.
 104. Ashraf S, Ashraf S, Ashraf M, Imran MA, Kalsoom L, Siddiqui UN, et al. Honey and Nigella sativa against COVID-19 in Pakistan (HNS-COVID-PK): A multi-center placebo-controlled randomized clinical trial [Internet]. *Infectious Diseases (except HIV/AIDS)*; 2020 Nov [cited 2021 May 4]. Available from: <http://medrxiv.org/lookup/doi/10.1101/2020.10.30.20217364>
 105. Borba MGS, Val FFA, Sampaio VS, Alexandre MAA, Melo GC, Brito M, et al. Effect of high vs low doses of chloroquine diphosphate as adjunctive therapy for patients hospitalized with severe acute respiratory syndrome coronavirus 2 (SARS-CoV-2) infection: a randomized clinical trial. *JAMA Netw Open* 2020;3(4):e208857. Available from: <https://doi.org/10.1001/jamanetworkopen.2020.8857>.
 106. Huang M, Tang T, Pang P, Li M, Ma R, Lu J, et al. Treating COVID-19 with chloroquine. *J Mol Cell Biol* 2020;12(4):322–25. Available from: <https://doi.org/10.1093/jmcb/mjaa014>.
 107. The RECOVERY Collaborative Group. Effect of hydroxychloroquine in hospitalized patients with COVID-19. *N Engl J Med* 2020;383:2030-40. Available from: <https://doi.org/10.1056/NEJMoa2022926>.
 108. Mitja O, Ubals M, Corbacho M, Alemany A, Suner C, Tebe C, et al. A cluster-randomized trial of hydroxychloroquine as prevention of COVID-19 transmission and disease [Preprint]. *MedRxiv* 2020. Available from: <https://doi.org/10.1101/2020.07.20.20157651>.
 109. Boulware DR, Pullen MF, Bangdiwala AS, Pastick KA, Lofgren SM, Okafor EC, et al. A randomized trial of hydroxychloroquine as postexposure prophylaxis for COVID-19. *N Engl J Med* 2020;383:517-25. Available from: <https://doi.org/10.1056/NEJMoa2016638>.
 110. Cavalcanti AB, Zampieri FG, Rosa RG, Azevedo LCP, Veiga VC, Avezum A, et al. Hydroxychloroquine with or without azithromycin in mild-to-moderate COVID-19. *N*

- Engl J Med 2020;383:2041-52. Available from:
<https://doi.org/10.1056/NEJMoa2019014>.
111. Kamran SM, Mirza ZH, Naseem A, Saeed F, Azam R, Ullah N, et al. Clearing the fog: is HCQ effective in reducing COVID-19 progression: a randomized controlled trial [Preprint]. MedRxiv 2020. Available from: <https://doi.org/10.1101/2020.07.30.20165365>.
 112. Skipper CP, Pastick KA, Engen NW, Bangdiwala AS, Abassi M, Lofgren SM, et al. Hydroxychloroquine in nonhospitalized adults with early COVID-19: a randomized trial. Ann Int Med 2020;173(8):623-31. Available from: <https://doi.org/10.7326/M20-4207>.
 113. Mitjà O, Corbacho-Monné M, Ubals M, Tebe C, Peñafiel J, Tobias A, et al. Hydroxychloroquine for early treatment of adults with mild COVID-19: a randomized-controlled trial. Clin Infect Dis 2020; ciaa1009. Available from:
<https://doi.org/10.1093/cid/ciaa1009>.
 114. Tang W, Cao Z, Han M, Wang Z, Chen J, Sun W, et al. Hydroxychloroquine in patients with mainly mild to moderate coronavirus disease 2019: open label, randomised controlled trial. BMJ 2020;369:m1849. Available from:
<https://doi.org/10.1136/bmj.m1849>.
 115. Chen Z, Hu J, Zhang Z, Jiang SS, Han S, Yan D, et al. Efficacy of hydroxychloroquine in patients with COVID-19: results of a randomized clinical trial [Preprint]. MedRxiv 2020. Available from: <https://doi.org/10.1101/2020.03.22.20040758>.
 116. Chen L, Zhang Z-y, Fu J-g, Feng Z-p, Zhang S-z, Han Q-y, et al. Efficacy and safety of chloroquine or hydroxychloroquine in moderate type of COVID-19: a prospective open-label randomized controlled study [Preprint]. MedRxiv 2020. Available from: <https://doi.org/10.1101/2020.06.19.20136093>.
 117. Chen C-P, Lin Y-C, Chen T-C, Tseng T-Y, Wong H-L, Kuo C-Y, et al. A multicenter, randomized, open-label, controlled trial to evaluate the efficacy and tolerability of hydroxychloroquine and a retrospective study in adult patients with mild to moderate coronavirus disease 2019 (COVID-19) [Preprint]. MedRxiv 2020. Available from: <https://doi.org/10.1101/2020.07.08.20148841>.
 118. Chen J, Liu D, Liu L, Liu P, Xu Q, Xia L, et al. A pilot study of hydroxychloroquine in treatment of patients with moderate COVID-19. 浙江大学学报 (医学版) (Journal of Zhejiang University. Medical Sciences) 2020; 49(2):215-19. Available from:
<https://doi.org/10.3785/j.issn.1008-9292.2020.03.03>.

119. Abd-Elsalam S, Esmail ES, Khalaf M, Abdo EF, Medhat MA, Abd El Ghafar MS, et al. Hydroxychloroquine in the treatment of COVID-19: a multicenter randomized controlled study. *Am J Trop Med Hyg* 2020; 13(4):635-39. Available from: <https://doi.org/10.4269/ajtmh.20-0873>.
120. Rajasingham R, Bangdiwala AS, Nicol MR, Skipper CP, Pastick KA, Axelrod ML, et al. Hydroxychloroquine as pre-exposure prophylaxis for COVID-19 in healthcare workers: a randomized trial. *Clin Infect Dis* 2020; ciaa1571. Available from: <https://doi.org/10.1093/cid/ciaa1571>.
121. Ulrich RJ, Troxel AB, Carmody E, Eapen J, Bäcker M, DeHovitz JA, et al. Treating COVID-19 with hydroxychloroquine (TEACH): a multicenter, double-blind, randomized controlled trial in hospitalized patients. *Open Forum Infect Dis* 2020;7(10): ofaa446. Available from: <https://doi.org/10.1093/ofid/ofaa446>.
122. Grau-Pujol B, Camprubí D, Marti-Soler H, Fernández-Pardos M, Carreras-Abad C, et al. Pre-exposure prophylaxis with hydroxychloroquine for COVID-19: initial results of a double-blind, placebo-controlled randomized clinical trial [Preprint]. *ResearchSquare* 2020. Available from: <https://doi.org/10.21203/rs.3.rs-72132/v1>.
123. Abella BS, Jolkovsky EL, Biney BT, Uspal JE, Hyman MC, Frank I, et al. Efficacy and safety of hydroxychloroquine vs placebo for pre-exposure SARS-CoV-2 prophylaxis among health care workers: a randomized clinical trial. *JAMA Int Med* 2020 published online September 30. Available from: <https://doi.org/10.1001/jamainternmed.2020.6319>.
124. WHO Solidarity Trial Consortium, Pan H, Peto R, Abdool Karim Q, Alejandria M, Heno Restrepo AM, Hernandez Garcia C, et al. Repurposed antiviral drugs for COVID-19; interim WHO SOLIDARITY trial results [Preprint]. *MedRxiv* 2020. Available at: <https://doi.org/10.1101/2020.10.15.20209817>.
125. Barnabas RV, Brown ER, Bershteyn A, Stankiewicz Karita HC, Johnston C, Thorpe LE, Kottkamp A, et al. Hydroxychloroquine as Postexposure Prophylaxis to Prevent Severe Acute Respiratory Syndrome Coronavirus 2 Infection : A Randomized Trial. *Annals of Internal Medicine* 2020. <https://doi.org/10.7326/M20-6519>.
126. Self WH, Semler MW, Leither LM, Casey JD, Angus DC, Brower RG, et al. Effect of hydroxychloroquine on clinical status at 14 days in hospitalized patients with COVID-19: a randomized clinical trial. *JAMA* 2020;324(21):2165-76. Available from: <https://doi.org/10.1001/jama.2020.22240>.
127. Brown SM, Peltan I, Kumar N, Leither L, Webb BJ, Starr N, et al. Hydroxychloroquine vs. azithromycin for hospitalized patients with COVID-19

- (HAHPS): results of a randomized, active comparator trial. *Ann Am Thor Soc* 2020; published online 9 November 2020. Available from: <https://doi.org/10.1513/AnnalsATS.202008-940OC>.
128. Dubée V, Roy P-M, Vielle B, Parot-Schinkel E, Blanchet O, Darsonval A, et al. Hydroxychloroquine in mild-to-moderate COVID-19: a placebo-controlled double blind trial. *Clinical Microbiology and Infection*. 2021 Apr;S1198743X21001403.
 129. Omrani AS, Pathan SA, Thomas SA, Harris TRE, Coyle PV, Thomas CE, et al. Randomized double-blinded placebo-controlled trial of hydroxychloroquine with or without azithromycin for virologic cure of non-severe COVID-19. *EClinicalMedicine* 2020;29: 100645. Available from: <https://doi.org/10.1016/j.eclinm.2020.100645>.
 130. Dabbous HM, El-Sayed MH, Assal GE, Elghazaly H, Ebeid FF, Sherief AF, et al. A Randomized Controlled Study Of Favipiravir Vs Hydroxychloroquine In COVID-19 Management: What Have We Learned So Far? [Internet]. In Review; 2020 Sep [cited 2020 Oct 1]. Available from: <https://www.researchsquare.com/article/rs-83677/v1>
 131. CARMEN HERNANDEZ-CARDENAS, IRERI THIRION-ROMERO, NORMA E RIVERA-MARTINEZ, PATRICIA MEZA-MENESES, ARANTXA REMIGIO-LUNA, Rogelio Perez-Padilla. HYDROXYCHLOROQUINE FOR THE TREATMENT OF SEVERE RESPIRATORY INFECTION BY COVID-19: A RANDOMIZED CONTROLLED TRIAL. medRxiv [Internet]. 2021; Available from: <http://www.epistemikos.org/documents/0881ad73607247595bdf210de533bbd94651b0b4>
 132. Johnston C, Brown ER, Stewart J, Karita HCS, Kissinger PJ, Dwyer J, et al. Hydroxychloroquine with or without azithromycin for treatment of early SARS-CoV-2 infection among high-risk outpatient adults: A randomized clinical trial. *EClinicalMedicine*. 2021 Feb;100773.
 133. Purwati, Budiono, Rachman BE, Yulistiani, Miatmoko A, Nasronudin, et al. A Randomized, Double-Blind, Multicenter Clinical Study Comparing the Efficacy and Safety of a Drug Combination of Lopinavir/Ritonavir-Azithromycin, Lopinavir/Ritonavir-Doxycycline, and Azithromycin-Hydroxychloroquine for Patients Diagnosed with Mild to Moderate COVID-19 Infections. Huyut Z, editor. *Biochemistry Research International*. 2021 Feb 9;2021:1–12.
 134. Gonzalez JLB, González Gámez M, Enciso EAM, Maldonado RJE, Hernández Palacios D, Dueñas Campos S, et al. Efficacy and safety of Ivermectin and Hydroxychloroquine in patients with severe COVID-19. A randomized controlled trial [Internet]. *Infectious Diseases (except HIV/AIDS)*; 2021 Feb [cited 2021 Mar 1]. Available from: <http://medrxiv.org/lookup/doi/10.1101/2021.02.18.21252037>
 135. Amaravadi RK, Giles L, Carberry M, Hyman MC, Frank I, Nasta SD, et al. Hydroxychloroquine for SARS-CoV-2 positive patients quarantined at home: The first interim analysis of a remotely conducted randomized clinical trial [Internet]. *Infectious*

- Diseases (except HIV/AIDS); 2021 Feb [cited 2021 Mar 4]. Available from:
<http://medrxiv.org/lookup/doi/10.1101/2021.02.22.21252228>
136. Galan LEB, Santos NM dos, Asato MS, Araújo JV, de Lima Moreira A, Araújo AMM, et al. Phase 2 randomized study on chloroquine, hydroxychloroquine or ivermectin in hospitalized patients with severe manifestations of SARS-CoV-2 infection. *Pathogens and Global Health*. 2021 Mar 8;1–8.
 137. Seet RCS, Quek AML, Ooi DSQ, Sengupta S, Lakshminarasappa SR, Koo CY, et al. Positive impact of oral hydroxychloroquine and povidone-iodine throat spray for COVID-19 prophylaxis: an open-label randomized trial. *International journal of infectious diseases : IJID : official publication of the International Society for Infectious Diseases* [Internet]. 2021; Available from:
<http://www.epistemonikos.org/documents/f0a6f1dede7897794397549169853a5d5c7c6c0e>
 138. Reis G, Moreira Silva EADS, Medeiros Silva DC, Thabane L, Singh G, Park JJH, et al. Effect of Early Treatment With Hydroxychloroquine or Lopinavir and Ritonavir on Risk of Hospitalization Among Patients With COVID-19: The TOGETHER Randomized Clinical Trial. *JAMA network open*. 2021;4(4):e216468.
 139. Réa-Neto Á, Bernardelli RS, Câmara BMD, Reese FB, Queiroga MVO, Oliveira MC. An open-label randomized controlled trial evaluating the efficacy of chloroquine/hydroxychloroquine in severe COVID-19 patients. *Sci Rep*. 2021 Dec;11(1):9023.
 140. Syed F, Arif MA, Niazi R, Baqar JB, Hashmi UL, Batool S, et al. Pre-Exposure Prophylaxis with Various Doses of Hydroxychloroquine among high-risk COVID 19 Healthcare Personnel: CHEER randomized controlled trial [Internet]. *Public and Global Health*; 2021 May [cited 2021 May 20]. Available from:
<http://medrxiv.org/lookup/doi/10.1101/2021.05.17.21257012>
 141. Hadanny A, Finci S, Catalogna M, Abu Hamed R, Korin C, Gabriella L, et al. Hyperbaric Oxygen Therapy for COVID-19 Patients: A Prospective, Randomized Controlled Trial. *SSRN Journal* [Internet]. 2020 [cited 2021 Apr 19]; Available from:
<https://www.ssrn.com/abstract=3745115>
 142. Mansour E, Palma AC, Ulaf RG, Ribeiro LC, Bernardes AF, Nunes TA, et al. Pharmacological inhibition of the kinin-kallikrein system in severe COVID-19: a proof-of-concept study [Preprint]. *MedRxiv* 2020. Available from:
<https://doi.org/10.1101/2020.08.11.20167353>.
 143. Vlaar APJ, e Bruin S, Busch M, Timmermans SAMEG, van Zeggeren IE, Koning R, et al. Anti-C5a antibody IFX-1 (vilobelimab) treatment versus best supportive care for patients with severe COVID-19 (PANAMO): an exploratory, open-label, phase 2 randomised controlled trial. *Lancet Rheumatol* 2020;2(12):E764-73. Available from:
[https://doi.org/10.1016/S2665-9913\(20\)30341-6](https://doi.org/10.1016/S2665-9913(20)30341-6).

144. Lopardo G, Belloso WH, Nannini E, Colonna M, Sanguineti S, Zylberman V, et al. RBD-specific polyclonal F(ab')₂ fragments of equine antibodies in patients with moderate to severe COVID-19 disease: A randomized, multicenter, double-blind, placebo-controlled, adaptive phase 2/3 clinical trial. *EClinicalMedicine*. 2021 Apr;100843.
145. Esquivel-Moynelo I, Perez-Escribano J, Duncan-Robert Y, Vazque-Blonquist D, Bequet-Romero M, Baez-Rodriguez L, et al. Effect and safety of combination of interferon alpha-2b and gamma or interferon alpha-2b for negativization of SARS-CoV-2 viral RNA: preliminary results of a randomized controlled clinical trial [Preprint]. *MedRxiv* 2020. Available from: <https://doi.org/10.1101/2020.07.29.20164251>
146. Davoudi-Monfared E, Rahmani H, Khalili H, Hajiabdolbaghi M, Salehi M, Abbasian L, et al. Efficacy and safety of interferon beta-1a in treatment of severe COVID-19: a randomized clinical trial [Preprint] *MedRxiv* 2020. Available from: <https://doi.org/10.1101/2020.05.28.20116467>.
147. Darazam I, Pourhoseingholi M, Shokouhi S, Irvani S, Mokhtari M, Shabani M, et al. Role of Interferon Therapy in Severe COVID-19: The COVIFERON Randomized Controlled Trial. *ResearchSquare* [Internet]. 2021.
148. Darazam I, Hatami F, Rabiei M, Pourhoseingholi M, Shabani M, Shokouhi S, et al. An Investigation Into the Beneficial Effects of High-Dose Interferon beta 1-a, Compared to Low-Dose Interferon Beta 1-a (the base therapeutic regimen) in moderate to severe COVID-19. *ResearchSquare* [Internet]. 2021.
149. Monk PD, Marsden RJ, Tear VJ, Brookes J, Batten TN, Mankowski M, et al. Safety and efficacy of inhaled nebulised interferon beta-1a (SNG001) for treatment of SARS-CoV-2 infection: a randomised, double-blind, placebo-controlled, phase 2 trial. *Lancet Respir Med* 2020; published online 12 November 2020. Available from: [https://doi.org/10.1016/S2213-2600\(20\)30511-7](https://doi.org/10.1016/S2213-2600(20)30511-7).
150. Rahmani H, Davoudi-Monfared E, Nourian A, Khalili H, Hajizadeh N, Jalalabadi NZ, et al. Interferon β -1b in treatment of severe COVID-19: a randomized clinical trial. *Int Immunopharmacol* 2020;88:106903. Available from: <https://doi.org/10.1016/j.intimp.2020.106903>.
151. Myasnikov AL, Berns SA, Talyzin PA, Ershov FI. Interferon gamma in the treatment of patients with moderate COVID-19. *Voprosy virusologii*. 2021 Mar 7;66(1):47–54.
152. Fu W, Yan L, Liu L, Hu H, Cheng X, Liu P, et al. An open-label, randomized trial of the combination of IFN- κ plus TFF2 with standard care in the treatment of patients with moderate COVID-19. *EclinicalMedicine* 2020;27:100547. Available from: <https://doi.org/10.1016/j.eclinm.2020.100547>.
153. Chahla RE, Medina Ruiz L, Ortega ES, Morales MF, Barreiro F, George A, et al. A RANDOMIZED TRIAL - INTENSIVE TREATMENT BASED IN IVERMECTIN AND IOTA-CARRAGEENAN AS PRE-EXPOSURE PROPHYLAXIS FOR COVID-

- 19 IN HEALTHCARE AGENTS [Internet]. Infectious Diseases (except HIV/AIDS); 2021 Mar [cited 2021 Apr 2]. Available from:
<http://medrxiv.org/lookup/doi/10.1101/2021.03.26.21254398>
154. Figueroa JM, Lombardo M, Dogliotti A, Flynn LP, Giugliano RP, Simonelli G, et al. Efficacy of a nasal spray containing Iota-Carrageenan in the prophylaxis of COVID-19 in hospital personnel dedicated to patients care with COVID-19 disease A pragmatic multicenter, randomized, double-blind, placebo-controlled trial (CARR-COV-02) [Internet]. Infectious Diseases (except HIV/AIDS); 2021 Apr [cited 2021 Apr 20]. Available from: <http://medrxiv.org/lookup/doi/10.1101/2021.04.13.21255409>
155. Kumar S, de Souza R, Nadkar M, Guleria R, Trikha A, Joshi SR, Loganathan S, Vaidyanathan S, Marwah A, and Athalye S. A Two-Arm, Randomized, Controlled, Multi-Centric, Open-Label Phase-2 Study to Evaluate the Efficacy and Safety of Itolizumab in Moderate to Severe ARDS Patients Due to COVID-19. [Preprint]. Allergy and Immunology 2020. <https://doi.org/10.1101/2020.12.01.20239574>.
156. Shouman W., Nafae M., Awad Hegazy A., et al. Use of Ivermectin as a potential chemoprophylaxis for COVID-19 in Egypt : A Randomised clinical trial Journal of Clinical and Diagnostic Research, doi:10.7860/JCDR/2020/46795.0000
157. Chowdhury ATMM, Shahbaz M, Karim MR, Islam J, Guo D, He S. A randomized trial of ivermectin-doxycycline and hydroxychloroquine-azithromycin therapy on COVID19 patients [Preprint]. ResearchSquare 2020. Available from: <https://doi.org/10.21203/rs.3.rs-38896/v1>.
158. Podder C, Chowdhury N, Sina M, Haque W. Outcome of ivermectin treated mild to moderate COVID-19 cases: a single-centre, open-label, randomised controlled study [Internet]. IMC J Med Sci 2020;14(2):002. Available from:
http://www.imcjms.com/registration/journal_abstract/353
159. Hashim HA, Maulood MF, Rasheed AM, Fatak DF, Kabah KK, Abdulmir AS. Controlled randomized clinical trial on using ivermectin with doxycycline for treating COVID-19 patients in Baghdad, Iraq [Preprint]. MedRxiv 2020. Available from:
<https://doi.org/10.1101/2020.10.26.20219345>.
160. Mahmud R, Rahman MdM, Alam I, Ahmed KGU, Kabir AKMH, Sayeed SKJB, et al. Ivermectin in combination with doxycycline for treating COVID-19 symptoms: a randomized trial. J Int Med Res. 2021 May;49(5):030006052110135.
161. Elgazzar A, Hany B, Youssef SA, Hafez M, Moussa H. Efficacy and safety of ivermectin for treatment and prophylaxis of COVID-19 pandemic [Preprint]. ResearchSquare 2020. Available from: <https://doi.org/10.21203/rs.3.rs-100956/v1>.

162. Krolewiecki A, Lifschitz A, Moragas M, Travacio M, Valentini R, Alonso DF, et al. Antiviral effect of high-dose ivermectin in adults with COVID-19: a pilot randomised, controlled, open label, multicentre trial [Preprint]. 2020 Available from SSRN: <https://doi.org/10.2139/ssrn.3714649>.
163. Niaee MS, Gheibi N, Namdar P, Allami A, Zolghadr L, Javadi A, Amin Karampour, et al. 2020. Ivermectin as an adjunct treatment for hospitalized adult COVID-19 patients: a randomized multi-center clinical trial [Preprint]. ResearchSquare 2020. <https://doi.org/10.21203/rs.3.rs-109670/v1>.
164. Sabeena A, Karim MM, Ross ag, Hossain ms, Clemens jd, Sumiya MK, Phru CS, et al. A Five Day Course of Ivermectin for the Treatment of COVID-19 May Reduce the Duration of Illness. International Journal of Infectious Diseases 2020. S1201971220325066. <https://doi.org/10.1016/j.ijid.2020.11.191>.
165. Chaccour C, Casellas A, Blanco-Di Matteo A, Pineda I, Fernandez-Montero A, Ruiz-Castillo P, et al. The effect of early treatment with ivermectin on viral load, symptoms and humoral response in patients with non-severe COVID-19: A pilot, double-blind, placebo-controlled, randomized clinical trial. EClinicalMedicine. 2021 Jan;100720.
166. Zeeshan Khan Chachar A, Ahmad Khan K, Asif M, Tanveer K, Khaqan A, Basri R. Effectiveness of Ivermectin in SARS-CoV-2/COVID-19 Patients. ijSciences. 2020;9(09):31–5.
167. Babalola OE, Bode CO, Ajayi AA, Alakaloko FM, Akase IE, Otrofanowei E, et al. Ivermectin shows clinical benefits in mild to moderate Covid19 disease: A randomised controlled double blind dose response study in Lagos. [Internet]. Infectious Diseases (except HIV/AIDS); 2021 Jan [cited 2021 Jan 7]. Available from: <http://medrxiv.org/lookup/doi/10.1101/2021.01.05.21249131>
168. Kirti R, Roy R, Pattadar C, Raj R, Agarwal N, Biswas B, et al. Ivermectin as a potential treatment for mild to moderate COVID-19: A double blind randomized placebo-controlled trial [Internet]. Infectious Diseases (except HIV/AIDS); 2021 Jan [cited 2021 Jan 11]. Available from: <http://medrxiv.org/lookup/doi/10.1101/2021.01.05.21249310>
169. Hill A, Abdulmir A, Ahmed S, Asghar A, Babalola OE, Basri R, et al. Meta-analysis of randomized trials of ivermectin to treat SARS-CoV-2 infection [Internet]. In Review; 2021 Jan [cited 2021 Jan 29]. Available from: <https://www.researchsquare.com/article/rs-148845/v1>
170. Shahbaznejad L, Davoudi A, Eslami G, Markowitz JS, Navaeifar MR, Hosseinzadeh F, et al. Effect of ivermectin on COVID-19: A multicenter double-blind

- randomized controlled clinical trial. *Clinical Therapeutics*. 2021 May;S0149291821002010.
171. Shah Bukhari KH, Asghar A, Perveen N, Hayat A, Mangat SA, Butt KR, et al. Efficacy of Ivermectin in COVID-19 Patients with Mild to Moderate Disease [Internet]. *Infectious Diseases (except HIV/AIDS)*; 2021 Feb [cited 2021 Mar 9]. Available from: <http://medrxiv.org/lookup/doi/10.1101/2021.02.02.21250840>
 172. Okumuş N, Demirtürk N, Çetinkaya RA, Güner R, Avcı İY, Orhan S, et al. Evaluation of the Effectiveness and Safety of Adding Ivermectin to Treatment in Severe COVID-19 Patients [Internet]. In Review; 2021 Feb [cited 2021 Mar 9]. Available from: <https://www.researchsquare.com/article/rs-224203/v1>
 173. López-Medina E, López P, Hurtado IC, Dávalos DM, Ramirez O, Martínez E, et al. Effect of Ivermectin on Time to Resolution of Symptoms Among Adults With Mild COVID-19: A Randomized Clinical Trial. *JAMA* [Internet]. 2021 Mar 4 [cited 2021 Mar 9]; Available from: <https://jamanetwork.com/journals/jama/fullarticle/2777389>
 174. Pott-Junior H, Bastos Paoliello MM, de Queiroz Constantino Miguel A, da Cunha AF, de Melo Freire CC, Neves FF, et al. Use of ivermectin in the treatment of Covid-19: a pilot trial. *Toxicology Reports*. 2021 Mar;S2214750021000445.
 175. Kishoria N, Mathur SL, Parmar V, Kaur RJ, Agarwal H, Parihar BS, et al. IVERMECTIN AS ADJUVANT TO HYDROXYCHOLOROQUINE IN PATIENTS RESISTANT TO STANDARD TREATMENT FOR SARS-CoV-2: RESULTS OF AN OPEN-LABEL RANDOMIZED CLINICAL STUDY. *PIJR*. 2020 Aug 15;1–4.
 176. Sakoulas G, Geriak M, Kullar R, Greenwood K, Habib M, Vyas A, et al. Intravenous immunoglobulin (IVIG) significantly reduces respiratory morbidity in COVID-19 pneumonia: a prospective randomized trial [Preprint]. *MedRxiv* 2020. Available from: <https://doi.org/10.1101/2020.07.20.20157891>.
 177. Gharebaghi N, Nejadrahim R, Mousavi SJ, Sadat-Ebrahimi S-R, Hajizadeh R. The use of intravenous immunoglobulin gamma for the treatment of severe coronavirus disease 2019: a randomised placebo-controlled double-blind clinical trial [Preprint]. *ResearchSquare* 2020. Available from: <https://doi.org/10.21203/rs.3.rs-40899/v2>.
 178. Tabarsi P, Barati S, Jamaati H, Haseli S, Marjani M, Moniri A, et al. Evaluating the effects of intravenous immunoglobulin (IVIG) on the management of severe COVID-19 cases: a randomized controlled trial [Internet]. *Int Immunopharmacol* 2020:107205. Available from: <https://doi.org/10.1016/j.intimp.2020.107205>.
 179. R S R, Barge VB, Darivenula AK, Dandu H, Kartha RR, Bafna V, et al. A Phase II Safety and Efficacy Study on Prognosis of Moderate Pneumonia in COVID-19 patients

- with Regular Intravenous Immunoglobulin Therapy. *The Journal of Infectious Diseases*. 2021 Feb 15;jiab098.
180. Haran JP, Zheng Y, Knobil K, Palma NA, Lawrence JF, Wingertzahn MA. Targeting the Microbiome With KB109 in Outpatients with Mild to Moderate COVID-19 Reduced Medically Attended Acute Care Visits and Improved Symptom Duration in Patients With Comorbidities [Internet]. *Infectious Diseases (except HIV/AIDS)*; 2021 Mar [cited 2021 Apr 5]. Available from: <http://medrxiv.org/lookup/doi/10.1101/2021.03.26.21254422>
 181. Endam LM, Tremblay C, Filali A, Desrosiers MY. Intranasal Application of *Lactococcus Lactis* W 136 Bacteria Early in SARS-CoV-2 Infection May Have A Beneficial Immunomodulatory Effect: A Proof-Of-Concept Study [Internet]. *Infectious Diseases (except HIV/AIDS)*; 2021 Apr [cited 2021 May 3]. Available from: <http://medrxiv.org/lookup/doi/10.1101/2021.04.18.21255699>
 182. Hu K, Wang M, Zhao Y, Zhang Y, Wang T, Zheng Z, et al. A small-scale medication of leflunomide as a treatment of COVID-19 in an open-label blank-controlled clinical trial [Internet]. *Virol Sin* 2020. Available from: <https://doi.org/10.1007/s12250-020-00258-7>.
 183. Wang M, Zhao Y, Hu W, Zhao D, Zhang Y, Wang T, et al. Treatment of COVID-19 patients with prolonged post-symptomatic viral shedding with leflunomide -- a single-center, randomized, controlled clinical trial [Internet]. *Clin Infect Dis* 2020; ciaa1417. Available from: <https://doi.org/10.1093/cid/ciaa1417>.
 184. Zelalem Temesgen, Charles D. Burger, Jason Baker, Christopher Polk, Claudia Libertin, Colleen Kelley, et al. LENZILUMAB EFFICACY AND SAFETY IN NEWLY HOSPITALIZED COVID-19 SUBJECTS: RESULTS FROM THE LIVE-AIR PHASE 3 RANDOMIZED DOUBLE-BLIND PLACEBO-CONTROLLED TRIAL. medRxiv [Internet]. 2021; Available from: <http://www.epistemonikos.org/documents/73286a51e37cadf3c26d795dbfffa4125c0f6c0>
 185. Roostaei A, Meybodi Z, Mosavinasab S, Karimzadeh I, Sahebhasagh A, Gholinataj M, et al. Efficacy and Safety of Levamisole Treatment in Clinical Presentations of Patients With COVID-19: A Double-Blind, Randomized, Controlled Trial. *ResearchSquare* [Internet]. 2021.
 186. Cao B, Wang Y, Wen D, Liu W, Wang J, Fan G, et al. A trial of lopinavir-ritonavir in adults hospitalized with severe Covid-19. *N Engl J Med* 2020; 382(19): 1787–99. Available from: <https://doi.org/10.1056/NEJMoa2001282>.

187. Li Y, Xie Z, Lin W, Cai W, Wen C, Guan Y, et al. Efficacy and safety of lopinavir/ritonavir or arbidol in adult patients with mild/moderate COVID-19: an exploratory randomized controlled trial [Internet]. *Clin Advance* 2020, published online 4 May 2020. Available from: <https://doi.org/10.1016/j.medj.2020.04.001>.
188. RECOVERY Collaborative Group. Lopinavir–ritonavir in patients admitted to hospital with COVID-19 (RECOVERY): a randomised, controlled, open-label, platform trial. *Lancet* 2020; 396 (10259): 1345-52. Available from: [https://doi.org/10.1016/S0140-6736\(20\)32013-4](https://doi.org/10.1016/S0140-6736(20)32013-4).
189. Zheng F, Zhou Y, Zhou Z, Ye F, Huang B, Huang Y, et al. A novel protein drug, novaferon, as the potential antiviral drug for COVID-19 [Preprint]. *MedRxiv* 2020. Available from: <https://doi.org/10.1101/2020.04.24.20077735>.
190. Chen Y-K, Huang Y-Q, Tang S-Q, Xu X-L, Zeng Y-M, He X-Q, et al. Comparative effectiveness and safety of ribavirin plus interferon-alpha, lopinavir/ritonavir plus interferon-alpha and ribavirin plus lopinavir/ritonavir plus interferon-alpha in patients with mild to moderate novel coronavirus pneumonia: results of a randomized, open-labeled prospective study [Preprint]. 2020. Available from SSRN: <https://doi.org/10.2139/ssrn.3576905>.
191. Shahnaz Sali, Davood Yadegarinia, Sara Abolghasemi, Shabnam Tehrani, Babak Gharaei, Neda Khabiri, et al. Comparison of the Efficacy of Sofosbuvir and Kaletra on Outcome of Covid-19. Is Sofosbuvir A Potential Treatment For COVID-19? *Novelty in Biomedicine* [Internet]. 2021
192. Purwati, Budiono, Rachman BE, Yulistiani, Miatmoko A, Nasronudin, et al. A Randomized, Double-Blind, Multicenter Clinical Study Comparing the Efficacy and Safety of a Drug Combination of Lopinavir/Ritonavir-Azithromycin, Lopinavir/Ritonavir-Doxycycline, and Azithromycin-Hydroxychloroquine for Patients Diagnosed with Mild to Moderate COVID-19 Infections. Huyut Z, editor. *Biochemistry Research International*. 2021 Feb 9;2021:1–12.
193. Kasgari HA, Moradi S, Shabani AM, Babamahmoodi F, Badabi ARD, Davoudi L, et al. Evaluation of the efficacy of sofosbuvir plus daclatasvir in combination with ribavirin for hospitalized COVID-19 patients with moderate disease compared with standard care: a single-centre, randomized controlled trial. *J Antimicrob Chemother* 2020; 75(11):3373-78. Available from: <https://doi.org/10.1093/jac/dkaa332>.
194. Yadollahzadeh M, Eskandari M, Roham M, Zamani F, Laali A, Kalantari S, et al. Evaluation of Sovodak (Sofosbuvir/Daclatasvir) Treatment Outcome in COVID-19 Patient's Compared with Kaletra (Lopinavir/ritonavir): a Randomized Clinical Trial

- [Internet]. In Review; 2021 Mar [cited 2021 Mar 25]. Available from:
<https://www.researchsquare.com/article/rs-257762/v1>
195. Papachristofilou A, Finazzi T, Blum A, Zehnder T, Zellweger N, Lustenberger J, et al. Low-Dose Radiation Therapy for Severe COVID-19 Pneumonia: A Randomized Double-Blind Study. *International Journal of Radiation Oncology*Biography*Physics*. 2021 Mar;S036030162100239X.
 196. Cremer PC, Abbate A, Hudock K, McWilliams C, Mehta J, Chang SY, et al. Mavrilimumab in patients with severe COVID-19 pneumonia and systemic hyperinflammation (MASH-COVID): an investigator initiated, multicentre, double-blind, randomised, placebo-controlled trial. *The Lancet Rheumatology*. 2021 Mar;S2665991321000709.
 197. Farnoosh G, Akbariqomi M, Badri T, Bagheri M, Izadi M, Saeedi-Boroujeni A, et al. Efficacy of a Low Dose of Melatonin as an Adjunctive Therapy in Hospitalized Patients with COVID-19: A Randomized, Double-blind Clinical Trial [Internet]. Preprints; 2020 Dec [cited 2021 Feb 14]. Available from:
<https://www.authorea.com/users/381612/articles/497517-efficacy-of-a-low-dose-of-melatonin-as-an-adjunctive-therapy-in-hospitalized-patients-with-covid-19-a-randomized-double-blind-clinical-trial?commit=5be3e7266256468d59e81ff82a1b125710ba7459>
 198. Shu L, Niu C, Li R, Huang T, Wang Y, Huang M, et al. Treatment of severe COVID-19 with human umbilical cord mesenchymal stem cells. *Stem Cell Res Ther* 2020;11(1):361. Available from: <https://doi.org/10.1186/s13287-020-01875-5>.
 199. Shi L, Huang H, Lu X, Yan X, Jiang X, Xu R, et al. Treatment with human umbilical cord-derived mesenchymal stem cells for COVID-19 patients with lung damage: a randomised, double-blind, placebo controlled phase 2 trial [Preprint]. *MedRxiv* 2020. Available from: <https://doi.org/10.1101/2020.10.15.20213553>.
 200. Lanzoni G, Linetsky E, Correa D, Cayetano SM, Marttos AC, Alvarez RA, et al. Umbilical cord mesenchymal stem cells for COVID-19 ARDS: a double blind, phase 1/2a, randomized controlled trial [Preprint]. 2020. Available from SSRN: <https://doi.org/10.2139/ssrn.3696875>.
 201. Hamidi-Alamdari D, Hafizi-Lotfabadi S, Bagheri-Moghaddam A, Safari H, Mozdourian M, Javidarabshahi Z, et al. Methylene Blue for Treatment of Hospitalized COVID-19 Patients: A Randomized, Controlled, Open-label Clinical Trial, Phase 2. *Rev Invest Clin*. 2021;73(3):190–8.

202. Borges M, Borges M, Borges J, Bastidas R. ESTUDIO EXPERIMENTAL: MANEJO DEL METISOPRINOL EN PACIENTES CON COVID-19. *uct*. 2020 Aug 10;24(103):41–50.
203. Painter WP, Holman W, Bush JA, Almazedi F, Malik H, Eraut NCJE, et al. Human Safety, Tolerability, and Pharmacokinetics of a Novel Broad-Spectrum Oral Antiviral Compound, Molnupiravir, with Activity Against SARS-CoV-2 [Internet]. *Infectious Diseases (except HIV/AIDS)*; 2020 Dec [cited 2020 Dec 30]. Available from: <http://medrxiv.org/lookup/doi/10.1101/2020.12.10.20235747>
204. Khoo SH, FitzGerald R, Fletcher T, Ewings S, Jaki T, Lyon R, et al. Optimal dose and safety of molnupiravir in patients with early SARS-CoV-2: a phase 1, dose-escalating, randomised controlled study [Internet]. *Pharmacology and Therapeutics*; 2021 May [cited 2021 May 14]. Available from: <http://medrxiv.org/lookup/doi/10.1101/2021.05.03.21256309>
205. Mukhtar K, Qassim S, DanJuma MI, Mohamedali M, Al Farhan H, Khudair MF, El Tayeh AR, et al. On the Possible Beneficial Role for the Regular Use of Potent Mouthwash Solutions as a Preventive Measure for COVID19 Transmission; Invoking the Evolutionary Biology and Game Theory. [Preprint] 2020. <https://doi.org/10.1101/2020.11.27.20234997>.
206. Azmawati MN, Baharom N, Wan Sulaiman W, Rashid ZZ, Wong KK, Ali UK, Othman SN, et al. Early viral clearance among COVID-19 patients when gargling with povidone-iodine and essential oils: A pilot clinical trial. [Preprint] 2020. <https://doi.org/10.1101/2020.09.07.20180448>.
207. Guenezan J, Garcia M, Strasters D, Jousselin C, Lévêque N, Frasca D, et al. Povidone Iodine Mouthwash, Gargle, and Nasal Spray to Reduce Nasopharyngeal Viral Load in Patients With COVID-19: A Randomized Clinical Trial. *JAMA Otolaryngol Head Neck Surg* [Internet]. 2021 Feb 4 [cited 2021 Feb 14]; Available from: <https://jamanetwork.com/journals/jamaotolaryngology/fullarticle/2775984>
208. Elzein R, Abdel-Sater F, Fakhreddine S, Hanna PA, Feghali R, Hamad H, et al. In vivo evaluation of the virucidal efficacy of Chlorhexidine and Povidone-iodine mouthwashes against salivary SARS-CoV-2 [Internet]. *Infectious Diseases (except HIV/AIDS)*; 2021 Mar [cited 2021 Mar 22]. Available from: <http://medrxiv.org/lookup/doi/10.1101/2021.03.07.21252302>
209. Santos PS da S, Orcina B da F, Machado RRG, Vilhena FV, Alves LM da C, Zangrando MSR, et al. Beneficial effects of a mouthwash containing an antiviral phthalocyanine derivative on the length of hospital stay for COVID-19 [Internet]. In

- Review; 2021 Mar [cited 2021 Mar 23]. Available from:
<https://www.researchsquare.com/article/rs-330173/v1>
210. Carrouel, Valette, Gadea, Esparcieux, Illes, Langlois, et al. Use of an antiviral mouthwash as an additional barrier measure in the SARS-CoV-2 transmission in adults with asymptomatic to mild COVID-19: A multicenter, randomized, double-blind controlled trial [Internet]. In Review; 2021 Mar [cited 2021 Mar 25]. Available from:
<https://www.researchsquare.com/article/rs-315468/v1>
 211. Huang YH, Huang JT. Use of chlorhexidine to eradicate oropharyngeal SARS-CoV-2 in COVID-19 patients. *J Med Virol*. 2021 Apr;jmv.26954.
 212. Sehgal IS, Guleria R, Singh S, Siddiqui MS, Agarwal R. A randomised trial of *Mycobacterium w* in critically ill patients with COVID-19: ARMY-1. *ERJ Open Res*. 2021 Apr;7(2):00059–2021.
 213. Alencar JCG de, Moreira CdL, Müller AD, Chaves CE, Fukuhara MA, Silva EA da, Miyamoto MdFS, et al. Double-blind, randomized, placebo-controlled trial with N-acetylcysteine for treatment of Severe Acute Respiratory Syndrome caused by COVID-19. *Clin Infect Dis* 2020: ciaa1443. Available from: <https://doi.org/10.1093/cid/ciaa1443>.
 214. Gaynitdinova VV, Avdeev SN, Merzhoeva ZM, Berikkhanov ZG-M, Medvedeva IV, Gorbacheva TL. N-acetylcysteine as a part of complex treatment of moderate COVID-associated pneumonia. *Pul'monologiâ (Mosk)*. 2021 Feb 19;31(1):21–9.
 215. Kimura KS, Freeman MH, Wessinger BC, Gupta V, Sheng Q, Huang LC, et al. Interim analysis of an open-label randomized controlled trial evaluating nasal irrigations in non-hospitalized patients with COVID-19. *Int Forum Allergy Rhinol* 2020;10(12):1325-28. Available from: <https://doi.org/10.1002/alr.22703>.
 216. Nesari TM, Bhardwaj A, ShriKrishna R, Ruknuddin G, Ghildiyal S, Das A, et al. Neem (*Azadirachta Indica* A. Juss) Capsules for Prophylaxis of COVID-19 Infection: A Pilot, Double-Blind, Randomized Controlled Trial. *Altern Ther Health Med*. 2021 Apr 23;
 217. Rocco PRM, Silva PL, Cruz FF, Junior MACM, Tierno PFGMM, Moura MA, et al. Early use of nitazoxanide in mild COVID-19 disease: randomized, placebo-controlled trial [Preprint]. *MedRxiv* 2020. Available from:
<https://doi.org/10.1101/2020.10.21.20217208>.
 218. Vinicius Fontanesi Blum, Sérgio Cimerman, James R. Hunter, Paulo Tierno, Acioly Lacerda, Alexandre Soeiro, et al. Nitazoxanide In Vitro Efficacy Against SARS CoV-2 and In Vivo Superiority to Placebo to Treat Moderate COVID-19 – A Phase 2 Randomized Double-Blind Clinical Trial. *SSRN* [Internet]. 2021
 219. Silva M, Espejo A, L Pereyra M, Lynch M, Thompson M, Taconelli H, et al. Efficacy of Nitazoxanide in reducing the viral load in COVID-19 patients. Randomized, placebo-controlled, single-blinded, parallel group, pilot study. [Internet]. *Infectious*

- Diseases (except HIV/AIDS); 2021 Mar [cited 2021 Mar 8]. Available from: <http://medrxiv.org/lookup/doi/10.1101/2021.03.03.21252509>
220. Rossignol J-F, Bardin MC, Oaks JB, Bostick BG, Vora KN, Fulgencio J, et al. Early treatment with nitazoxanide prevents worsening of mild and moderate COVID-19 and subsequent hospitalization [Internet]. *Infectious Diseases (except HIV/AIDS)*; 2021 Apr [cited 2021 Apr 29]. Available from: <http://medrxiv.org/lookup/doi/10.1101/2021.04.19.21255441>
221. Moni M, Madathil T, Sathyapalan DT, Menon V, Gutjahr G, Edathadathil F, et al. A Feasibility Trial to Evaluate the Composite Efficacy of Inhaled Nitric Oxide in the Treatment of Covid 19 Pneumonia : Impact on Viral Load and Clinical Outcomes [Internet]. *Infectious Diseases (except HIV/AIDS)*; 2021 Apr [cited 2021 May 5]. Available from: <http://medrxiv.org/lookup/doi/10.1101/2021.04.15.21255300>
222. Winchester S, John S, Jabbar K, John I. Clinical Efficacy of Nitric Oxide Nasal Spray (NONS) for the Treatment of Mild COVID-19 Infection. *Journal of Infection*. 2021 May;S0163445321002516.
223. Eilidh B, Barlow-Pay F, Short R, Vilches-Moraga A, Price A, McGovern A, et al. Prior routine use of non-steroidal anti-inflammatory drugs (NSAIDs) and important outcomes in hospitalised patients with COVID-19. *J Clin Med* 2020;9(8):2586. Available from: <https://doi.org/10.3390/jcm9082586>.
224. Jeong HE, Lee H, Shin HJ, Choe YJ, Filion KB, Shin J-Y. Association between NSAIDs use and adverse clinical outcomes among adults hospitalised with COVID-19 in South Korea: a nationwide study [Preprint] *MedRxiv* 2020. Available from: <https://doi.org/10.1101/2020.06.01.20119768>.
225. Lund LC, Kristensen KB, Reilev M, Christensen S, Thomsen RW, Christiansen CF, et al. Adverse outcomes and mortality in users of non-steroidal anti-inflammatory drugs who tested positive for SARS-CoV-2: a Danish nationwide cohort study. *PLOS Med* 2020;17(9):e1003308. Available from: <https://doi.org/10.1371/journal.pmed.1003308>.
226. Rinott E, Kozer E, Shapira Y, Bar-Haim A, Youngster I. Ibuprofen use and clinical outcomes in COVID-19 patients. *Clin Microbiol Infect* 2020;26(9):1259.e5-1259.e7. Available from: <https://doi.org/10.1016/j.cmi.2020.06.003>.
227. Wong AYS, MacKenna B, Morton C, Schultze A, Walker AJ, Bhaskaran K, et al. OpenSAFELY: do adults prescribed non-steroidal anti-inflammatory drugs have an increased risk of death from COVID-19? [Preprint]. *MedRxiv* 2020. Available from: <https://doi.org/10.1101/2020.08.12.20171405>.
228. Imam Z, Odish F, Gill I, O'Connor D, Armstrong J, Vanood A, et al. Older age and comorbidity are independent mortality predictors in a large cohort of 1305 COVID-19 patients in Michigan, United States. *J Intern Med* 2020;288(4):469–76. Available from: <https://doi.org/10.1111/joim.13119>.

229. Esba LCA, Alqahtani RA, Thomas A, Shamas N, Alswaidan L, Mardawi G. Ibuprofen and NSAIDs use in COVID-19 infected patients is not associated with worse outcomes [Preprint]. ResearchSquare 2020. Available from: <https://doi.org/10.21203/rs.3.rs-85148/v1>.
230. Mohsen Sedighiyan, Hamed Abdollahi, Elmira Karimi, Mostafa Badeli, Reza Erfanian, Shima Raeesi, et al. Omega-3 polyunsaturated fatty acids supplementation improve clinical symptoms in patients with covid-19: A randomized clinical trial. Authorea [Internet]. 2021.
231. Doaei S, Gholami S, Rastgoo S, Gholamalizadeh M, Bourbour F, Bagheri SE, et al. The effect of omega-3 fatty acid supplementation on clinical and biochemical parameters of critically ill patients with COVID-19: a randomized clinical trial. *J Transl Med*. 2021 Dec;19(1):128.
232. Patel J, Beishuizen A, Ruiz XB, Boughanmi H, Cahn A, Criner GJ, et al. A Randomized Trial of Otilimab in Severe COVID-19 Pneumonia (OSCAR) [Internet]. *Intensive Care and Critical Care Medicine*; 2021 Apr [cited 2021 Apr 28]. Available from: <http://medrxiv.org/lookup/doi/10.1101/2021.04.14.21255475>
233. Araimo F, Imperiale C, Tordiglione P, Ceccarelli G, Borrazzo C, Alessandri F, et al. Ozone as adjuvant support in the treatment of COVID-19: a preliminary report of probiozovid trial [Preprint] *J Med Virol* 2020: jmv.26636. Available from: <https://doi.org/10.1002/jmv.26636>.
234. Shah M, Captain J, Vaidya V, Kulkarni A, Valsangkar K, Nair PMK, et al. Safety and efficacy of ozone therapy in mild to moderate COVID-19 patients: A phase 1/11 randomized control trial (SEOT study). *International Immunopharmacology*. 2021 Feb;91:107301.
235. Pandit A, Bhalani N, Bhushan BLS, Koradia P, Gargiya S, Bhomia V, et al. Efficacy and Safety of Pegylated Interferon alfa-2b in Moderate COVID-19: A phase II, randomized, controlled, open-label study. *International Journal of Infectious Diseases*. 2021 Mar;S1201971221002320.
236. Feld JJ, Kandel C, Biondi MJ, Kozak RA, Zahoor MA, Lemieux C, et al. Peginterferon-lambda for the treatment of COVID-19 in outpatients [Preprint]. *MedRxiv* 2020. Available from: <https://doi.org/10.1101/2020.11.09.20228098>.
237. Jagannathan P, Andrews J, Bonilla H, Hedlin H, Jacobson K, Balasubramanian V, et al. Peginterferon lambda-1a for treatment of outpatients with uncomplicated COVID-19: a randomized placebo-controlled trial [Preprint]. *MedRxiv* 2020. Available from: <https://doi.org/10.1101/2020.11.18.20234161>.
238. Maldonado V, Hernandez-Ramírez C, Oliva-Pérez EA, Sánchez-Martínez CO, Pimentel-González JF, Molina-Sánchez JR, Jiménez-Villalba YZ, Chávez-Alderete J, and Loza-Mejía MA. Pentoxifylline Decreases Serum LDH Levels and Increases Lymphocyte Count in COVID-19 Patients: Results from an External Pilot Study.

International Immunopharmacology 2020. 90 (January): 107209.

<https://doi.org/10.1016/j.intimp.2020.107209>.

239. Lattmann E, Bhalerao P, ShashiBhushan B, Nargundkar N, Lattmann P, Pillai KS, et al. Randomized, Comparative, Clinical Trial to Evaluate Efficacy and Safety of PNB001 in Moderate COVID-19 Patients [Internet]. *Infectious Diseases (except HIV/AIDS)*; 2021 Apr [cited 2021 May 3]. Available from: <http://medrxiv.org/lookup/doi/10.1101/2021.04.16.21255256>
240. Méndez-Flores S, Priego-Ranero Á, Azamar-Llamas D, Olvera-Prado H, Rivas-Redondo KI, Ochoa-Hein E, et al. Effect of polymerized type I collagen in hyperinflammation of adult outpatients with symptomatic COVID-19: a double blind, randomised, placebo-controlled clinical trial [Internet]. *Infectious Diseases (except HIV/AIDS)*; 2021 May [cited 2021 May 21]. Available from: <http://medrxiv.org/lookup/doi/10.1101/2021.05.12.21257133>
241. Ghandehari S, Matusov Y, Pepkowitz S, Stein D, Kaderi T, Narayanan D, et al. Progesterone in addition to standard of care versus standard of care alone in the treatment of men admitted to the hospital with moderate to severe COVID-19: a randomised control phase 1 trial [Preprint]. 2020. Available from SSRN: <https://doi.org/10.2139/ssrn.3709835>.
242. Sigamani A, Shetty Madhavi S, Sudhishma RM, Chugani A, Chen-Walden H, Kutty T, and Platt D. Galectin Antagonist Use in Mild Cases of SARS-CoV-2 Cases; Pilot Feasibility Randomised, Open Label, Controlled Trial. [Preprint] 2020. <https://doi.org/10.1101/2020.12.03.20238840>.
243. Marcelo Augusto Duarte Silveira, David De Jong, Erica Batista dos Santos Galvao, Juliana Caldas Ribeiro, Thiago Cerqueira Silva, Andresa Aparecida Berretta, et al. Efficacy of propolis as an adjunct treatment for hospitalized COVID-19 patients: a randomized, controlled clinical trial. *medRxiv* [Internet]. 2021.
244. Cadeiani F, McCoy J, Wambier C, Kovacevic M, Shapiro J, Sinclair R, et al. Proxalutamide (GT0918) Reduces the Rate of Hospitalization and Death in COVID-19 Male Patients: A Randomized Double-Blinded Placebo-Controlled Trial. *ResearchSquare* [Internet]. 2020.
245. Cadeiani FA, McCoy J, Gustavo Wambier C, Vaño-Galván S, Shapiro J, Tosti A, et al. Proxalutamide Significantly Accelerates Viral Clearance and Reduces Time to Clinical Remission in Patients with Mild to Moderate COVID-19: Results from a Randomized, Double-Blinded, Placebo-Controlled Trial. *Cureus* [Internet]. 2021 Feb 22 [cited 2021 Mar 4]

246. Fragoso-Saavedra S, Núñez I, Audelo-Cruz BM, Arias-Martínez S, Manzur-Sandoval D, Quintero-Villegas A, et al. Pyridostigmine in adults with severe SARS-CoV-2 infection: the PISCO trial [Internet]. *Infectious Diseases (except HIV/AIDS)*; 2021 Apr [cited 2021 May 4]. Available from: <http://medrxiv.org/lookup/doi/10.1101/2021.04.28.21255834>
247. Onal H, Arslan B, Ergun NU, Topuz S, Semerci SY, Kurnaz M, et al. Treatment of COVID-19 Patients with Quercetin: A Prospective, Single - Centre, Randomized, Controlled Trial [Internet]. Preprints; 2021 Jan [cited 2021 Jan 27].
248. Amat-Santos IJ, Santos-Martinez S, López-Otero D, Nombela-Franco L, Gutiérrez-Ibanes E, Del Valle R, et al. Ramipril in high risk patients with COVID-19. *J Am Coll Cardiol* 2020;76(3):268–76. Available from: <https://doi.org/10.1016/j.jacc.2020.05.040>.
249. Li C, Luo F, Liu C, Xiong N, Xu Z, Zhang W, et al. Effect of a genetically engineered interferon-alpha versus traditional interferon-alpha in the treatment of moderate-to-severe COVID-19: a randomised clinical trial. *Annals of Medicine*. 2021 Jan 1;53(1):391–401.
250. Weinreich DM, Sivapalasingam S, Norton T, Ali S, Gao H, Bhore R, et al. REGEN-COV Antibody Cocktail Clinical Outcomes Study in Covid-19 Outpatients [Internet]. *Infectious Diseases (except HIV/AIDS)*; 2021 May [cited 2021 May 24]. Available from: <http://medrxiv.org/lookup/doi/10.1101/2021.05.19.21257469>
251. Eom JS, Ison M, Streinu-Cercel A, Săndulescu O, Preotescu L-L, Kim Y-S, et al. Efficacy and safety of CT-P59 plus standard of care: a phase 2/3 randomized, double-blind, placebo-controlled trial in outpatients with mild-to-moderate SARS-CoV-2 infection [Internet]. In Review; 2021 Mar [cited 2021 Mar 24]. Available from: <https://www.researchsquare.com/article/rs-296518/v1>
252. Beigel JH, Tomashek KM, Dodd LE, Mehta AK, Zingman BS, Kalil AC, et al. Remdesivir for the treatment of COVID-19 — final report. *N Engl J Med* 2020;383:1813-26. Available from: <https://doi.org/10.1056/NEJMoa2007764>.
253. Goldman JD, Lye DCB, Hui DS, Marks KM, Bruno R, Montejano R, et al. Remdesivir for 5 or 10 days in patients with severe COVID-19. *N Engl J Med* 2020;383:1827-37. Available from: <https://doi.org/10.1056/NEJMoa2015301>.
254. Wang Y, Zhang D, Du G, Du R, Zhao J, Jin Y, et al. Remdesivir in adults with severe COVID-19: a randomised, double-blind, placebo-controlled, multicentre trial. *Lancet* 2020;395(10236):1569–78. Available from: [https://doi.org/10.1016/S0140-6736\(20\)31022-9](https://doi.org/10.1016/S0140-6736(20)31022-9).

255. Spinner CD, Gottlieb RL, Criner GJ, Arribas López JR, Cattelan AM, Viladomiu AS, et al. Effect of remdesivir vs standard care on clinical status at 11 days in patients with moderate COVID-19: a randomized clinical trial. *JAMA* 2020;324(11):1048-57. Available from: <https://doi.org/10.1001/jama.2020.16349>.
256. Mahajan L, Singh A, Gifty. Clinical outcomes of using remdesivir in patients with moderate to severe COVID-19: A prospective randomised study. *Indian J Anaesth.* 2021;65(13):41.
257. Cheng L-l, Guan W-j, Duan C-y, Zhang N-f, Lei C-l, Hu Y, et al. Effect of recombinant human granulocyte colony-stimulating factor for patients with coronavirus disease 2019 (COVID-19) and lymphopenia: a randomized clinical trial. *JAMA Intern Med* 2020; published online 10 September 2020. Available from: <https://doi.org/10.1001/jamainternmed.2020.5503>.
258. Hung IF, Lung KC, Tso EY, Liu R, Chung TW, Chu MY, et al. Triple combination of interferon beta-1b, lopinavir-ritonavir, and ribavirin in the treatment of patients admitted to hospital with COVID-19: an open-label, randomised, phase 2 trial. *Lancet* 2020;395(10238):1695–1704. Available from: [https://doi.org/10.1016/S0140-6736\(20\)31042-4](https://doi.org/10.1016/S0140-6736(20)31042-4).
259. Cao Y, Wei J, Zou L, Jiang T, Wang G, Chen L, et al. Ruxolitinib in treatment of severe coronavirus disease 2019 (COVID-19): a multicenter, single-blind, randomized controlled trial. *J Allergy Clin Immunol* 2020;146(1):137-46.E3. Available from: <https://doi.org/10.1016/j.jaci.2020.05.019>.
260. The REMAP-CAP Investigators. Interleukin-6 Receptor Antagonists in Critically Ill Patients with Covid-19. *N Engl J Med.* 2021 Feb 25;NEJMoa2100433.
261. Lescure F-X, Honda H, Fowler RA, Lazar JS, Shi G, Wung P, et al. Sarilumab in patients admitted to hospital with severe or critical COVID-19: a randomised, double-blind, placebo-controlled, phase 3 trial. *The Lancet Respiratory Medicine.* 2021 Mar;S2213260021000990.
262. Sivapalasingam S, Lederer DJ, Bhore R, Hajizadeh N, Criner G, Hossain R, et al. A Randomized Placebo-Controlled Trial of Sarilumab in Hospitalized Patients with Covid-19 [Internet]. *Infectious Diseases (except HIV/AIDS)*; 2021 May [cited 2021 May 20]. Available from: <http://medrxiv.org/lookup/doi/10.1101/2021.05.13.21256973>
263. Sadeghi A, Asgari AA, Norouzi A, Kheiri Z, Anushirvani A, Montazeri M, et al. Sofosbuvir and daclatasvir compared with standard of care in the treatment of patients admitted to hospital with moderate or severe coronavirus infection (COVID-19): a

- randomized controlled trial. *J Antimicrob Chemother* 2020;75(11):3379-85. Available from: <https://doi.org/10.1093/jac/dkaa334>.
264. Yakoot M, Eysa B, Gouda E, Hill A, Helmy SA, Elsayed MR, et al. Efficacy and safety of sofosbuvir/daclatasvir in the treatment of COVID-19: a randomized, controlled study [Preprint]. 2020. Available from SSRN: <https://doi.org/10.2139/ssrn.3705289>.
265. Roozbeh F, Saeedi M, Alizadeh-Navaei R, Hedayatizadeh-Omran A, Merat S, Wentzel H, et al. Sofosbuvir and daclatasvir for the treatment of COVID-19 outpatients: a double-blind, randomized controlled trial. *Journal of Antimicrobial Chemotherapy*. 2020 Dec 18;dkaa501.
266. Mobarak S, Salasi M, Hormati A, Khodadadi J, Ziaee M, Abedi F, et al. Evaluation of the Effect of Sofosbuvir and Daclatasvir in Hospitalised COVID-19 Patients: A Randomized Double-Blind Clinical Trial (DISCOVER). *SSRN Journal* [Internet]. 2021 [cited 2021 Mar 24]; Available from: <https://www.ssrn.com/abstract=3792895>
267. Alavi-moghaddam M, Haghghi M, Sabaghian T, Soroureddin Z, Chaboki BG. Safety and Efficacy of Sofosbuvir in Hospitalized Adult Patients with SARS-CoV-2: A Preliminary Report. *SSRN Journal* [Internet]. 2021 [cited 2021 Mar 24]; Available from: <https://www.ssrn.com/abstract=3790463>
268. Khalili H, Nourian A, Ahmadinejad Z, Emadi Kouchak H, Jafari S, Dehghan Manshadi SA, et al. Efficacy and safety of sofosbuvir/ ledipasvir in treatment of patients with COVID-19; A randomized clinical trial. *Acta Biomed*. 2020 Nov 10;91(4):e2020102.
269. Elgohary MA-S, Hasan EM, Ibrahim AA, Ahmed Abdelsalam MF, Abdel-Rahman RZ, Zaki AI, et al. Efficacy of Sofosbuvir plus Ledipasvir in Egyptian patients with COVID-19 compared to standard treatment: Randomized controlled trial [Internet]. *Epidemiology*; 2021 May [cited 2021 May 26]. Available from: <http://medrxiv.org/lookup/doi/10.1101/2021.05.19.21257429>
270. GLUCOCOVID investigators, Corral-Gudino L, Bahamonde A, Arnaiz-Revillas F, Gómez-Barquero J, Abadía-Otero J, et al. Methylprednisolone in adults hospitalized with COVID-19 pneumonia: An open-label randomized trial (GLUCOCOVID). *Wien Klin Wochenschr* [Internet]. 2021 Feb 3 [cited 2021 Feb 11]; Available from: <http://link.springer.com/10.1007/s00508-020-01805-8>
271. Jeronimo CMP, Farias MEL, Almeida Val FF, Sampaio VS, Alexandre MAA, Melo GC, et al. Methylprednisolone as adjunctive therapy for patients hospitalized with

- COVID-19 (metcovid): a randomised, double-blind, phase IIb, placebo-controlled trial. *Clin Infect Dis* 2020; ciaa1177. Available from: <https://doi.org/10.1093/cid/ciaa1177>.
272. Horby P, Lim WS, Emberson J, Mafham M, Bell J, Linsell L, et al. Effect of dexamethasone in hospitalized patients with COVID-19: preliminary report [Preprint] *MedRxiv* 2020. Available from: <https://doi.org/10.1101/2020.06.22.20137273>.
273. The WHO Rapid Evidence Appraisal for COVID-19 Therapies (REACT) Working Group. Association between administration of systemic corticosteroids and mortality among critically ill patients with COVID-19: a meta-analysis. *JAMA* 2020;324:1330-41. Available from: <https://doi.org/10.1001/jama.2020.17023>.
274. Tomazini BM, Maia IS, Cavalcanti AB, Berwanger O, Rosa RG, Veiga VC, et al. Effect of dexamethasone on days alive and ventilator-free in patients with moderate or severe acute respiratory distress syndrome and COVID-19: the CoDEX randomized clinical trial. *JAMA* 2020; 324(13):1307-16. Available from: <https://doi.org/10.1001/jama.2020.17021>.
275. The Writing Committee for the REMAP-CAP Investigators, et al. Effect of hydrocortisone on mortality and organ support in patients with severe COVID-19: the REMAP-CAP COVID-19 corticosteroid domain randomized clinical trial. *JAMA* 2020; 324(13):1317-29. <https://doi.org/10.1001/jama.2020.17022>.
276. Dequin P-F, Heming N, Meziani F, Plantefève G, Voiriot G, Badié J, et al. Effect of hydrocortisone on 21-day mortality or respiratory support among critically ill patients with COVID-19: a randomized clinical trial. *JAMA* 2020;324(13):1298-1306. Available from: <https://doi.org/10.1001/jama.2020.16761>.
277. Farahani RH, Mosaed R, Nezami-Asl A, Chamanara N, Soleiman-Meigooni S, Kalantar S, et al. Evaluation of the efficacy of methylprednisolone pulse therapy in treatment of Covid-19 adult patients with severe respiratory failure: randomized, clinical trial [Preprint]. *ResearchSquare* 2020. Available from: <https://doi.org/10.21203/rs.3.rs-66909/v1>.
278. Edalatifard M, Akhtari M, Salehi M, Naderi Z, Jamshidi A, Mostafaei S, et al. Intravenous methylprednisolone pulse as a treatment for hospitalised severe COVID-19 patients: results from a randomised controlled clinical trial [Preprint]. *Eur Respir J* 2020; published online 17 September 2020. Available from: <https://doi.org/10.1183/13993003.02808-2020>.
279. Tang X, Feng Y-M, Ni J-X, Zhang J-Y, Liu L-M, Hu K, et al. Early Use of Corticosteroid May Prolong SARS-CoV-2 Shedding in Non-Intensive Care Unit Patients

- with COVID-19 Pneumonia: A Multicenter, Single-Blind, Randomized Control Trial. *Respiration*. 2021 Jan 22;1–11.
280. Jamaati H, Hashemian SM, Farzanegan B, Malekmohammad M, Tabarsi P, Marjani M, et al. No clinical benefit of high dose corticosteroid administration in patients with COVID-19: A preliminary report of a randomized clinical trial. *European Journal of Pharmacology*. 2021 Apr;897:173947.
281. Rashad A, Mousa S, Nafady-Hego H, Nafady A, Elgendy H. Short term survival of critically ill COVID-19 Egyptian patients on assisted ventilation treated by either Dexamethasone or Tocilizumab. *Sci Rep*. 2021 Dec;11(1):8816.
282. Ranjbar K, Shahriarirad R, Erfani A, Khodamoradi Z, Saadi MHG, Mirahmadizadeh A, et al. Methylprednisolone or Dexamethasone, Which One Is the Superior Corticosteroid in the Treatment of Hospitalized COVID-19 Patients: A Triple-Blinded Randomized Controlled Trial [Internet]. In Review; 2021 Feb [cited 2021 Feb 14]. Available from: <https://www.researchsquare.com/article/rs-148529/v1>
283. Ramakrishnan S, Nicolau DV, Langford B, Mahdi M, Jeffers H, Mwasuku C, et al. Inhaled budesonide in the treatment of early COVID-19 (STOIC): a phase 2, open-label, randomised controlled trial. *The Lancet Respiratory Medicine*. 2021 Apr;S2213260021001600.
284. PRINCIPLE Collaborative Group, Yu L-M, Bafadhel M, Dorward J, Hayward G, Saville BR, et al. Inhaled budesonide for COVID-19 in people at higher risk of adverse outcomes in the community: interim analyses from the PRINCIPLE trial [Internet]. *Primary Care Research*; 2021 Apr [cited 2021 Apr 14]. Available from: <http://medrxiv.org/lookup/doi/10.1101/2021.04.10.21254672>
285. Gonzalez Ochoa AJ, Raffetto JD, Hernandez AG, Zavala NA, Gutierrez O, Vargas A, and Loustaunau J. Sulodexide in the Treatment of Patients with Early Stages of COVID-19: A Randomised Controlled Trial. *MedRxiv 2020*. <https://doi.org/10.1101/2020.12.04.20242073>.
286. Singh D, Bogus M, Moskalenko V, Lord R, Moran EJ, Crater GD, et al. A phase 2 study of the inhaled pan-JAK inhibitor TD-0903 in severe COVID-19: Part 1 [Internet]. *Respiratory Medicine*; 2021 Mar [cited 2021 Mar 24]. Available from: <http://medrxiv.org/lookup/doi/10.1101/2021.03.09.21252944>
287. Duarte M, Pelorosso FG, Nicolosi L, Salgado MV, Vetulli H, Aquieri A, et al. Telmisartan for treatment of COVID-19 patients: an open randomized clinical trial – preliminary report [Preprint]. *MedRxiv 2020*. Available from: <https://doi.org/10.1101/2020.08.04.20167205>.

288. Amra B, Ashrafi F, Soltaninejad F, Feizi A, Salmasi M. Thalidomide for the treatment of severe Covid-19: A randomized clinical trial [Internet]. In Review; 2021 Apr [cited 2021 Apr 8]. Available from: <https://www.researchsquare.com/article/rs-379635/v1>
289. Rosas IO, Bräu N, Waters M, Go RC, Hunter BD, Bhagani S, et al. Tocilizumab in Hospitalized Patients with Severe Covid-19 Pneumonia. *N Engl J Med*. 2021 Feb 25;NEJMoa2028700.
290. Wang D, Fu B, Peng Z, Yang D, Han M, Li M, et al. Tocilizumab ameliorates the hypoxia in COVID-19 moderate patients with bilateral pulmonary lesions: a randomized, controlled, open-label, multicenter trial [Preprint]. 2020. Available from SSRN: <https://doi.org/10.2139/ssrn.3667681>.
291. Salvarani C, Dolci G, Massari M, Merlo DF, Cavuto S, Savoldi L, et al. Effect of tocilizumab vs standard care on clinical worsening in patients hospitalized with COVID-19 pneumonia: a randomized clinical trial [Preprint]. *JAMA Int Med* 2020; published online 20 October 2020. Available from: <https://doi.org/10.1001/jamainternmed.2020.6615>.
292. Stone JH, Frigault MJ, Serling-Boyd NJ, Fernandes AD, Harvey L, Foulkes AS, et al. Efficacy of tocilizumab in patients hospitalized with COVID-19 [Preprint]. *N Engl J Med* 2020; published online 21 October 2020. Available from: <https://doi.org/10.1056/NEJMoa2028836>.
293. Hermine O, Mariette X, Tharaux P-L, Resche-Rigon M, Porcher R, Ravaud P, and the CORIMUNO-19 Collaborative Group. Effect of tocilizumab vs usual care in adults hospitalized with COVID-19 and moderate or severe pneumonia: a randomized clinical trial [Preprint]. *JAMA Int Med* 2020; published online 20 October 2020. Available from: <https://doi.org/10.1001/jamainternmed.2020.6820>.
294. Salama C, Han J, Yau L, Reiss WG, Kramer B, Neidhart JD, et al. Tocilizumab in Patients Hospitalized with Covid-19 Pneumonia. *N Engl J Med*. 2020 Dec 17;NEJMoa2030340.
295. Veiga VC, Prats JAGG, Farias DLC, Rosa RG, Dourado LK, Zampieri FG, et al. Effect of tocilizumab on clinical outcomes at 15 days in patients with severe or critical coronavirus disease 2019: randomised controlled trial. *BMJ*. 2021 Jan 20;n84.
296. Horby PW, Campbell M, Staplin M, et al. Tocilizumab in patients admitted to hospital with COVID-19 (RECOVERY): a randomised, controlled, open-label, platform trial. *The Lancet*. 2021 May;397(10285):1637–45.

297. Rutgers A, Westerweel PE, van der Holt B, Postma S, van Vonderen MGA, Piersma DP, et al. Timely Administration of Tocilizumab Improves Survival of Hospitalized COVID-19 Patients. SSRN Journal [Internet]. 2021 [cited 2021 May 12]; Available from: <https://www.ssrn.com/abstract=3834311>
298. Talaschian M, Akhtari M, Mahmoudi M, Mostafaei S, Jafary M, Husseini AS, et al. Tocilizumab Failed to Reduce Mortality in Severe COVID-19 Patients: Results From a Randomized Controlled Clinical Trial [Internet]. In Review; 2021 May [cited 2021 May 14]. Available from: <https://www.researchsquare.com/article/rs-463921/v1>
299. Wu X, Yu K, Wang Y, Xu W, Ma H, Hou Y, et al. Efficacy and safety of triazavirin therapy for coronavirus disease 2019: a pilot randomized controlled trial. *Engineering* 2020;6(10):1185-91. Available from: <https://doi.org/10.1016/j.eng.2020.08.011>.
300. Nojomi M, Yasin Z, Keyvani H, Makiani MJ, Roham M, Laali A, et al. Effect of arbidol on COVID-19: a randomized controlled trial [Preprint]. *ResearchSquare* 2020. Available from: <https://doi.org/10.21203/rs.3.rs-78316/v1>.
301. Yethindra V, Tagaev T, Uulu MS, Parihar Y. Efficacy of umifenovir in the treatment of mild and moderate COVID-19 patients. *Int J Res Pharm Sci* 2020;11(SPL1):506–09. Available from: <https://doi.org/10.26452/ijrps.v11iSPL1.2839>.
302. Ghaderkhani S, Khaneshan AS, Salami A, Alavijeh PE, Kouchak HE, Khalili H, et al. Efficacy and safety of arbidol in treatment of patients with COVID-19 infection: a randomized clinical trial [Preprint]. *ResearchSquare* 2020. Available from: <https://doi.org/10.21203/rs.3.rs-91430/v1>.
303. Zhang J, Rao X, Li Y, Zhu Y, Liu F, Guo G, et al. High-dose vitamin C infusion for the treatment of critically ill COVID-19 [Preprint]. *ResearchSquare* 2020. Available from: <https://doi.org/10.21203/rs.3.rs-52778/v1>.
304. Kumari P, Dembra S, Dembra P, Bhawna F, Gul A, Ali B, et al. The Role of Vitamin C as Adjuvant Therapy in COVID-19. *Cureus* [Internet]. 2020 Nov 30 [cited 2021 Jan 11]; Available from: <https://www.cureus.com/articles/45284-the-role-of-vitamin-c-as-adjuvant-therapy-in-covid-19>
305. Jamali Moghadam Siahkali S, Zarezade B, Koolaji S, Alinaghi S, Zendehtdel A, Tabarestani M, et al. Safety and Effectiveness of High-Dose Vitamin C in Patients with COVID-19; A Randomized Controlled open-label Clinical Trial . *ResearchSquare* [Internet]. 2021.
306. Thomas S, Patel D, Bittel B, Wolski K, Wang Q, Kumar A, et al. Effect of High-Dose Zinc and Ascorbic Acid Supplementation vs Usual Care on Symptom Length and

- Reduction Among Ambulatory Patients With SARS-CoV-2 Infection: The COVID A to Z Randomized Clinical Trial. *JAMA Netw Open*. 2021 Feb 12;4(2):e210369.
307. Castillo ME, Costa LME, Barrios JMV, Díaz JFA, Miranda JL, Bouillon R, Gomez JMQ. Effect of calcifediol treatment and best available therapy versus best available therapy on intensive care unit admission and mortality among patients hospitalized for COVID-19: a pilot randomized clinical study [Preprint]. *J Steroid Biochem Mol Biol* 2020;203:105751. Available from: <https://doi.org/10.1016/j.jsbmb.2020.105751>.
308. Rastogi A, Bhansali A, Khare N, Suri V, Yaddanapudi N, Sachdeva N, et al. Short term, high-dose vitamin D supplementation for COVID-19 disease: a randomised, placebo-controlled, study (SHADE Study) [Preprint]. *Postgrad Med J* 2020; published online 12 November 2020. Available from: <https://doi.org/10.1136/postgradmedj-2020-139065>.
309. Murai IH, Fernandes AL, Sales LP, Pinto AJ, Goessler KF, Duran CSC, et al. Effect of a Single High Dose of Vitamin D3 on Hospital Length of Stay in Patients With Moderate to Severe COVID-19: A Randomized Clinical Trial. *JAMA*. 2021 Feb 17
310. Lakkireddy M, Gadiga SG, Malathi RD, Karra ML, Raju ISSVPM, Ragini, et al. Impact of Pulse D Therapy on The Inflammatory Markers in Patients With COVID-19. [Internet]. In Review; 2021 Feb [cited 2021 Mar 8]. Available from: <https://www.researchsquare.com/article/rs-152494/v1>
311. Gaborit B, Dailly E, Vanhove B, Josien R, Lacombe K, Dubee V, et al. Pharmacokinetics and safety of XAV-19, a swine glyco-humanized polyclonal anti-SARS-CoV-2 antibody, for COVID-19-related moderate pneumonia: a randomized, double-blind, placebo-controlled, phase IIa study [Internet]. *Infectious Diseases (except HIV/AIDS)*; 2021 Apr [cited 2021 Apr 28]. Available from: <http://medrxiv.org/lookup/doi/10.1101/2021.04.15.21255549>
312. Hassan M, Abdelmaksoud A, Ghweil A, Rashad A, Aref Z, Khodeary A, et al. Olfactory disturbances as presenting manifestation among Egyptian patients with COVID-19: possible role of zinc [Preprint]. *ResearchSquare* 2020. Available from: <https://doi.org/10.21203/rs.3.rs-107577/v1>.
313. Abd-Elsalam S, Soliman S, Esmail ES, Khalaf M, Mostafa EF, Medhat MA, Ahmed OA, El Ghafar MSA, Alboraie M, and Hassany SM. Do Zinc Supplements Enhance the Clinical Efficacy of Hydroxychloroquine?: A Randomized, Multicenter Trial. *Biological Trace Element Research* 2020. <https://doi.org/10.1007/s12011-020-02512-1>.

314. Abdelmaksoud AA, Ghweil AA, Hassan MH, Rashad A, Khodeary A, Aref ZF, et al. Olfactory Disturbances as Presenting Manifestation Among Egyptian Patients with COVID-19: Possible Role of Zinc. *Biol Trace Elem Res* [Internet]. 2021 Jan 7 [cited 2021 Jan 11]; Available from: <http://link.springer.com/10.1007/s12011-020-02546-5>
315. Patel O, Chinni V, El-Khoury J, Perera M, Neto AS, McDonald C, et al. A pilot double-blind safety and feasibility randomised controlled trial of high-dose intravenous zinc in hospitalised COVID-19 patients. *J Med Virol*. 2021 Feb 25;jmv.26895.
316. Zhong M, Sun A, Xiao T, Yao G, Sang L, Zheng X, Zhang J, et al. A randomized, single-blind, group sequential, active-controlled study to evaluate the clinical efficacy and safety of α -lipoic acid for critically ill patients with coronavirus disease 2019 (COVID-19) [Preprint]. *MedRxiv* 2020. Available from: <https://doi.org/10.1101/2020.04.15.20066266>.