

Official Documents
of the
Pan American Health Organization
No. 147

Financial Report of the Director
and
Report of the External Auditor

1 January – 31 December 1976



PAN AMERICAN HEALTH ORGANIZATION
Pan American Sanitary Bureau, Regional Office of the
WORLD HEALTH ORGANIZATION
April 1977

Official Documents
of the
Pan American Health Organization
No. 147

INDEXED

Financial Report of the Director
and
Report of the External Auditor

1 January – 31 December 1976



PAN AMERICAN HEALTH ORGANIZATION
Pan American Sanitary Bureau, Regional Office of the
WORLD HEALTH ORGANIZATION
525 Twenty-third Street, N.W.
Washington, D.C. 20037, U.S.A.

E R R A T A

- Page 79, Exhibit 13, "Long term -" should read as follows:

	<u>1975</u>	<u>1976</u>
"Long term -		
Freight insurance and warehousing on fin- ished books	46,460	35,986
IADB Loan ^{3/}	<u>1,860,551</u>	<u>1,907,011</u>
		<u>1,809,551</u> <u>1,845,537"</u>

- Page 81, Exhibit 15, fifth line under "FUNDS WERE APPLIED TO," should read:

"Reduction of long term debt IADB Loan^{5/}"

- AND after footnote 4 should be added a new footnote:

"5/ Held for reduction of long term debt payable starting 5 February 1978"

	<u>Page</u>
Schedule 9 Medical And Nursing Textbook Programs - Statement Of Assets And Liabilities As Of 31 December 1976	36
Schedule 10 Distribution Of Textbooks As Of 31 December 1976	37
Schedule 11 The Governor Shepherd Apartments - Income And Expenses 1976	38
Schedule 12 The Governor Shepherd Apartments - Statement of Financial Position As Of 31 December 1976	39
Schedule 13 Status of Trust Funds As Of 31 December 1976	40

CARIBBEAN FOOD AND NUTRITION INSTITUTE

Exhibit 5 Statement Of Caribbean Governments Budget Support-Income And Expenditures For 1976	47
Exhibit 6 Statement Of Assets And Liabilities As Of 31 December 1976	48
Schedule 14 Statement Of Quota Contributions Due From Member Countries As Of 31 December 1976	49
Schedule 15 Statement Of Trust Funds As Of 31 December 1976	51

INSTITUTE OF NUTRITION OF CENTRAL AMERICA AND PANAMA

Exhibit 7 Statement Of Regular Budget Appropriations And Obligations For The Year 1976	55
Exhibit 8 Statement Of Income And Expenditure For The 1976 Budget	56
Exhibit 9 Statement Of Assets And Liabilities As Of 31 December 1976	57
Schedule 16 Statement Of Quota Contributions Due From Member Countries As Of 31 December 1976	58
Schedule 17 Statement Of Trust Funds As Of 31 December 1976	59

CARIBBEAN EPIDEMIOLOGY CENTER

Exhibit 10 Statement Of Income And Expenditure For The 1976 Budget	65
Exhibit 11 Statement Of Assets And Liabilities As Of 31 December 1976	66

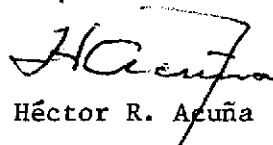
	<u>Page</u>
Schedule 18 Statement Of Quota Contributions Due From Member Countries As Of 31 December 1976	67
Schedule 19 Statement Of Trust Funds As Of 31 December 1976	69
 <u>FINANCIAL REPORT OF THE PAN AMERICAN HEALTH AND EDUCATION FOUNDATION</u>	
Introduction	73
Report Of The Auditors	77
Exhibit 12 Medical Textbook Program-Comparative Statement Of Income And Expense For The Years Ended 31 December 1975 And 1976	78
Exhibit 13 Medical Textbook Program-Comparative Statement Of Assets And Liabilities As Of 31 December 1976	79
Exhibit 14 Medical Textbook Program - Statement Of Operations Account	80
Exhibit 15 Comparative Statement Of Medical Textbook Program Funding	81
Schedule 20 Statement Of Book Purchases - Medical Textbook Program	82
Schedule 21 Distribution Of Medical Textbooks As Of 31 December 1976	84
Exhibit 16 Statement Of Resources And Expenditures - Trust Funds And General Funds As Of 31 December 1976	85
Exhibit 17 Statement Of Assets And Liabilities - Trust Funds And General Funds As Of 31 December 1976	86
Schedule 22 Statement Of Health Program By Grantor Or Other Source Of Funds As Of 31 December 1976	87
 <u>INFORMATIONAL ANNEX - SUMMARY AND DISTRIBUTION OF EXPENDITURES</u>	
Summary Of Expenditure By Source Of Funds	93
Summary By Object Of Expenditure - All Funds - 1976	94
Summary By Object Of Expenditure - 1976 Budget	95
Statement Of Expenditure And Sources Of Funding By Budget And Individual Project - All Funds - 1976	96
Percentage Execution In 1976 Of Projects By Countries For The Regular Budgets Of PAHO And WHO	112

LETTER OF TRANSMITTAL

* * * * *

In accordance with the provisions of Article XI of the Financial Regulations, I have the honor to submit the Financial Report of the Pan American Health Organization for the year 1 January to 31 December 1976.

The details of the presentation of the statements will be found in the Introduction.



Héctor R. Aguña

Director

Pan American Sanitary Bureau

FINANCIAL REPORT OF THE DIRECTOR

Introduction

The Financial Report of the Director and the Report of the External Auditor for the year 1976 are presented in the following sequence:

The Report of the External Auditor

PAHO Regular, Special and Trust Funds

Caribbean Food and Nutrition Institute (CFNI)

Institute of Nutrition of Central America
and Panama (INCAP)

Caribbean Epidemiology Center (CAREC)

Financial Report of the Pan American Health
and Education Foundation (PAHEF)

Information Annex - Summary and Distribution
of Expenditure

Financial Activities in 1976

To facilitate an analysis of combined activities of the Pan American Health Organization and the World Health Organization, Table A presents a comparison of estimated amounts shown in the budget document (Table 1, page 8, of Official Document No. 141) with amounts actually available during the year, and amounts obligated. It is noted that, for all PAHO funds, the amount available was 108.0 per cent of the budget figure. Obligations amounted to 92.7 per cent of funds available under PAHO.

PAHO Regular - Income

As shown in Exhibit 2, total income for 1976 is \$27,010,005 compared to \$24,076,579 for 1975. Current year's quota collections of \$25,000,758 were 90.7% of \$27,576,721, the current year's assessments. This compares to 91.1% collected in 1975, 89.1% in 1974, and 85.5% in 1973. The promotion of prompt payment of quotas by the Governments

continues, with deferred payment plans in effect for those member countries most in arrears. Total income during 1976 from sources other than quotas, amounted to \$1,030,264 compared to \$584,862 in 1975, \$1,036,019 in 1974, and \$819,812 in 1973. The increase in miscellaneous income for 1976 is largely due to a decline in adverse currency exchange adjustments and an increase in excess of reserves for unliquidated obligations for 1975.

PAHO Regular - Obligations

Obligations of Organizational Programs for the year amounted to \$25,890,600. This amount does not include the \$250,000 annual repayment to the W. K. Kellogg Foundation, which is made through a transfer to the Special Fund for Health Promotion, or the appropriation of \$540,000 as an increase to the Working Capital Fund.

PAHO Other Funds Expenditure

As shown in Schedule 7, Community Water Fund expenditures were \$1,146,990 compared to \$984,172 in 1975, \$707,343 in 1974, and \$495,925 in 1973. Contributions to this fund are from Government Agencies desiring consultant services from PAHO in the planning, administration and operation of water supply systems.

Expenditures from Grants and Other Contributions were \$4,765,856 compared to \$3,490,163 in 1975, and \$3,707,290 in 1974. Many private foundation grants are given to PAHEF. Expenditures from PAHEF trust funds increased to \$2,133,942 from \$1,632,419 in 1975 and \$1,394,617 in 1974.

As shown in Exhibit 5, CFNI income of \$125,932 exceeded expenditures of \$87,777 by \$38,155. This compares to deficits of \$34,189 in 1975 and \$33,807 in 1974. This favorable trend is attributed to the large increase in quota collections during 1976.

INCAP expenditures were \$3,557,222 compared to \$3,013,216 in 1975, and \$2,576,792 in 1974.

In its second year of operation under PAHO the Caribbean Epidemiology Center had expenditures of \$427,022 as shown in Exhibit 10 and Schedule 19. This is to be compared with \$276,213 in 1975.

Other Expenditures

In addition to expenditures shown under the respective sources of funds, the Organization disbursed an amount of \$2,695,490 for supplies

and equipment purchased on behalf of Governments and Public Institutions in the Americas (Refer to Schedules 5 and 6). This compares to \$2,124,682 expended in 1975 and \$1,497,087 expended in 1974. On behalf of WHO Headquarters and other WHO Regional Offices, some \$3,000,000 was disbursed compared to \$2,618,000 in 1975. These disbursements are principally payments for WHO fellows from other Regions, who are studying or travelling in the Americas and for procurement of supplies and equipment for use on projects outside the Americas.

Due to an emergency situation at a field station the expenditure of \$3,750 was authorized to protect the life and property of a staff member.

Working Capital Fund

The 1976 surplus of \$329,405 and the budget provision to increase the Working Capital Fund by \$540,000, resulted in an \$869,405 increase in the balance of the Fund. As can be seen in Table C, the Fund is 36.42% of the following year's budget, slightly above the 1975 figure of 36.14%.

Tax Equalization Fund

As shown in Schedule 4, disbursements from the Fund during the year exceeded reimbursements by \$182,449. Balances owed by the affected Member Governments increased from \$166,552 in 1975 to \$349,000. This will be recovered in subsequent years' assessment as provided by the tax equalization procedure.

Textbook Program

Financial aspects of the PAHO Textbook Program are shown in Schedules 8, 9, and 10. Net assets available for this program total \$573,583 compared to \$505,414 at the end of 1975.

A separate Financial Report of PAHEF included in this document provides details of the Medical Textbook Program financed with the loan from the Inter-American Development Bank.

Building Fund

Payback of funds invested in Headquarters Building No. 2, the Governor Shepherd Apartments, continues as anticipated. Through 1976 net rental income of \$793,062 has been collected. Of this amount,

\$105,919 was used to reduce the mortgage on the building, and \$105,397 to pay for improvements. The net rental income balance of \$581,746 was returned to investment in securities. As shown in Schedule 12, net cash outlay was reduced from \$478,672 to \$391,322.

Caribbean Epidemiology Center

Starting with the year 1975 PAHO accepted responsibility for the administration of the Caribbean Epidemiology Center at Port of Spain, Trinidad. Partially supported by the Governments of the Caribbean and the United Kingdom, this Center specializes in the regional epidemiology of the Caribbean countries.

As shown in Exhibits 10 and 11, income for 1976 amounted to \$359,929 compared to expenditures of \$303,722 or a net result from operations of \$56,207.

Pan American Health and Education Foundation (PAHEF)

The financial report and report of the auditors of PAHEF are shown in a separate section of this document. Financial statements appear as Exhibits 12, 13, 14, 15, 16, and 17.

TABLE A
ALL FUNDS - COMPARISON OF BUDGET
WITH AVAILABLE FUNDS AND OBLIGATIONS
(Expressed in U. S. Dollars)

Fund	(1)	(2)	(3)	(4)	(5)
	1976 Amount Of Budget <u>1/</u>	Amount Available	Percent Col. (2) To Col. (1)	Amount Of Obligation	Percent Col. (4) To Col. (2)
	\$	\$	%	\$	%
<u>PAN AMERICAN HEALTH ORGANIZATION</u>					
PAHO - REGULAR <u>2/</u>	26,680,605	26,680,605	100.0	26,680,600	100.0
PAHO - Special Fund For Health Promotion	-	650,552	-	494,150	76.0
PAHO - Community Water Supply	1,466,456	1,644,431	112.1	1,146,990	70.0
PAHO - CAREC And Related Grants	399,306	502,674	125.9	427,022	85.0
PAHO - CFNI And Related Grants	167,715	168,072	100.2	195,648	116.4
PAHO - INCAP And Related Grants	1,608,928	3,060,152	190.2	3,557,222	116.2
PAHO - Grants And Other	<u>6,896,511</u>	<u>7,482,676</u>	<u>108.5</u>	<u>4,765,856</u>	<u>63.7</u>
Sub total - PAHO	<u>37,219,521</u>	<u>40,189,162</u>	<u>108.0</u>	<u>37,267,488</u>	<u>92.7</u>
 <u>PAN AMERICAN HEALTH AND EDUCATION FOUNDATION <u>3/</u></u>					
	<u>2,109,457</u>	<u>3,838,236</u>	<u>181.9</u>	<u>2,133,942</u>	<u>55.6</u>
 <u>WORLD HEALTH ORGANIZATION</u>					
WHO - Regular	11,756,200	11,756,200	100.0	11,756,101	100.0
WHO - UNDP	5,802,231	5,848,686	100.8	5,094,735	87.1
WHO - UNFPA	6,306,003	6,301,415	99.9	5,472,926	86.9
WHO - Others	<u>159,230</u>	<u>194,787</u>	<u>122.3</u>	<u>143,854</u>	<u>73.9</u>
Sub total - WHO	<u>24,023,664</u>	<u>24,101,088</u>	<u>100.3</u>	<u>22,467,616</u>	<u>93.2</u>
Total - All Funds	<u>63,352,642</u>	<u>68,128,486</u>	<u>107.5</u>	<u>61,869,046</u>	<u>90.8</u>

1/ As shown in Official Document No. 141.

2/ Includes amounts budgeted for increase to assets.

3/ Does not include Textbook Program.

TABLE B
 PAHO REGULAR - APPROPRIATION, INCOME AND OBLIGATION
 1967 - 1976
 (Expressed in U. S. Dollars)


Year	Authorized Appropriation	Income (Quotas and Other)	Percent of Appropriation	Obligations	Percent of Appropriation	Surplus or (Deficit)
	\$	\$	%	\$	%	\$
1967	9,115,680	9,463,073	103.81	9,115,680	100.00	347,393
1968	11,392,836	11,757,889	103.20	11,018,547	96.71	739,342
1969	12,592,836	10,341,354	82.12	12,144,534	96.44	(1,803,180)
1970	13,852,119	14,520,769	104.82	13,833,821	99.87	686,948
1971	16,520,323	16,534,850	100.09	16,147,243	97.74	387,607
1972	17,821,855	17,934,398	100.63	17,811,558	99.94	122,840
1973	19,583,540	20,044,037	102.35	19,567,932	99.92	476,105
1974	21,522,310	23,589,886	109.61	21,520,710	99.99	2,069,176
1975	23,653,019	24,076,579	101.79	23,583,484	99.71	493,095
1976	26,680,605	27,010,005	101.23	26,680,609	99.99	329,405

TABLE C
 PAHO REGULAR - WORKING CAPITAL FUND
 1967 - 1976

Year	1 January	Authorized Budget	Change During Year from Operational Surplus or Deficit	Budget Provision to increase the Working Capital Fund	Balance 31 December
	\$	%	\$	\$	\$
1967	3,342,876	36.67	347,393	300,000	3,990,269
1968	3,990,269	39.16	739,342	575,898	5,280,509 ^{1/}
1969	5,280,509	41.93	(1,803,180)	-	3,477,329
1970	3,477,329	25.10	686,948	150,000	4,314,277
1971	4,314,277	26.12	387,606	250,000	4,951,883
1972	4,951,883	27.79	122,840	350,000	5,424,723
1973	5,424,723	27.70	476,105	400,000	6,300,828
1974	6,300,828	29.28	2,069,176	230,000	8,600,004
1975	8,600,004	36.36	493,095	550,000	9,643,099
1976	9,643,099	36.14	329,405	540,000	10,512,504
1977	10,512,504	36.42			

^{1/} Figure excludes \$25,000 transferred to Emergency Procurement Revolving Fund.

REPORT OF THE EXTERNAL AUDITOR




Washington, D.C.
22 April 1977

Sir,

I have the honour to transmit to you the financial statements of the Pan American Health Organization with respect to the year 1 January to 31 December 1976, which were submitted to me by the Director of the Pan American Sanitary Bureau and which were examined by me.

In addition, I have the honour to present my audit report with respect to the accounts for the above-mentioned period.

Accept, Sir, the assurance of my highest consideration.



Lars Lindmark
External Auditor

The President
Directing Council
Pan American Health Organization

REPORT OF THE EXTERNAL AUDITOR
ON THE AUDIT OF THE ACCOUNTS OF
THE PAN AMERICAN HEALTH ORGANIZATION FOR
THE FINANCIAL YEAR 1976

1. TERMS OF REFERENCE

The audit of the accounts of the financial year 1976 was carried out in accordance with the Financial Regulations, Article XII, of the Organization.

According to the Financial Regulations, I am required to conduct the audit in conformity with generally accepted common auditing standards and may make observations with respect to the efficiency of the financial procedures, the accounting system, the internal financial control and, in general, the administration and management of the Organization.

2. SCOPE OF THE 1976 AUDIT

My audit of the accounts has included reviews of the financial procedures, the accounting system, and the financial internal control, in addition to such tests of the financial transactions and accounting records as I considered necessary in the circumstances. Special attention has this year been paid to the AFTOSA Center in Brazil.

I have reviewed the program and audit reports of the Internal Audit. The scope of my audit was coordinated with that of the Internal Audit. As in previous years, the internal auditors have examined selected areas of the financial and other operations at Headquarters as well as in the field.

The following financial statements, numbered and properly identified as follows, and supporting schedules have been examined by me:

PAN AMERICAN HEALTH ORGANIZATION:

- | | |
|------------|---|
| Exhibit 1: | Statement of Appropriations and Obligations for the year 1976 relating to the Effective Working Budget. |
| Exhibit 2: | Statement of Income and Expenditure for the 1976 Budget. |
| Exhibit 3: | Statement of Assets and Liabilities as of 31 December 1976. |
| Exhibit 4: | Statement of Income, Expenditure and Balances of Funds for the year 1976. |

CARIBBEAN FOOD AND NUTRITION INSTITUTE:

- Exhibit 5: Statement of Caribbean Governments Budget Support -
Income and Expenditure for 1976.
- Exhibit 6: Statement of Assets and Liabilities as of 31 December
1976.

INSTITUTE OF NUTRITION OF CENTRAL AMERICA AND PANAMA:

- Exhibit 7: Statement of Regular Budget Appropriations and
Obligations for the year 1976.
- Exhibit 8: Statement of Income and Expenditure for the 1976
Budget.
- Exhibit 9: Statement of Assets and Liabilities as of 31 December
1976.

CARIBBEAN EPIDEMIOLOGY CENTER:

- Exhibit 10: Statement of Income and Expenditure for the 1976
Budget.
- Exhibit 11: Statement of Assets and Liabilities as of 31 December
1976.

3. COMMENTS ON THE FINANCIAL STATEMENTS

3.1 The financial information pertaining to the activities of the
Organization should in my opinion be presented in a modernized format
of the Financial Report and I recommend that steps be taken in that
direction.

3.2 Budget Transfers

An amount of \$839,610 was transferred from Parts I, IV, and V in
the Budget to Parts II and III (Exhibit 1). The transfers were within
the limits of the Financial Regulations.

3.3 Quota Contributions

Quota contributions due from Member and Participating Governments
showed the following balances at year-end 1973 - 1976:

	<u>Balances of Contributions</u>		<u>Total</u>
	<u>Current Year</u>	<u>Prior Years</u>	
31 December 1973	2,917,845	2,578,437	5,496,282
31 December 1974	2,423,457	1,791,358	4,214,815
31 December 1975	2,223,462	1,752,656	3,976,118
31 December 1976	2,575,963	1,217,786	3,793,749

Out of the current contributions due 1 January 1976, an amount of \$2,575,963 was unpaid at year-end. The amount corresponds to 9.3% of the total assessed contributions for 1976 (as compared to 8.9% at year-end 1975).

Last year's audit report mentioned that PAHO continued to carry an amount of \$483,233 as an outstanding accounts receivable due from a Member Government which did not recognize it as a quota assessment. During 1976 the matter has been settled by mutual agreement.

In total, there is a certain decrease of the balance of outstanding contributions.

3.4 Local Currencies

The conversion of local currencies to U.S. dollars has been made in conformity with UN official rates. The amount of local currencies shown as cash is \$1,213,824; however, it should be noted that variations in convertibility as well as exchange rates may cause sudden changes in the situation. Out of the Time Deposits, PAHO had the equivalent of \$28,000 invested in non-convertible currency in the Dominican Republic.

3.5 Land and Buildings

The composition of the amount for the land and buildings totals is:

<u>Location</u>	<u>Value</u>
Headquarters Building	\$6,851,318.96
Area I Building	208,644.79
Area III Building	96,391.60
Area IV Building	125,940.35
Area V Building	746,426.88
Area VI Building	116,560.82
Total	<u>\$8,145,283.40</u>

As compared to 1975 the increase is due mainly to the completion of the new PAHO building in Brasilia.

3.6. Non-Expendable Inventories

The value of non-expendable inventories in use at Headquarters as of 31 December 1976 totalled \$1,555,951.05, of which \$1,377,954.15 refers to PAHO and \$177,996.90 to WHO. Although the amount is not reported in the accounts as an asset, inventory lists are prepared, both at Headquarters and in the field, in order to assure an effective custody of the physical assets of the Organization.

3.7. Working Capital Fund

The Working Capital Fund amounts to \$10,512,504 as of 31 December 1976 or about 36% of the following years budget, which is satisfactory.

4. Field Audit

The result of the audit performed at the AFTOSA Center was reported in memoranda directly to the Director of the Center and to the Administration. The findings do not give rise to any comment in this report.

5. General


Other observations, not considered significant for inclusion in my report, made during the year and in connection with the year-end audit have been taken up directly with the Administration and settled accordingly.

During my audit I have obtained all the information requested, and I wish to express my appreciation for the assistance rendered by the officers of the Organization.

AUDIT OPINION

I have examined the financial statements, numbered Exhibit 1 to 11, properly identified, and relevant schedules of the Pan American Health Organization for the year ended 31 December 1976. My examination included a general review of the accounting procedures and such tests

of the accounting records and other supporting evidence as I considered necessary in the circumstances. As a result of my examination, I am of the opinion that the financial statements properly reflect the recorded financial transactions for the year, which transactions were in accordance with the Financial Regulations and legislative authority and present fairly the financial position as at 31 December 1976.

A handwritten signature in cursive script, appearing to read 'Lars Lindmark', written in dark ink.

Lars Lindmark
External Auditor

Washington, D.C.
22 April 1977



PAN AMERICAN HEALTH ORGANIZATION
FINANCIAL STATEMENTS


PAN AMERICAN HEALTH ORGANIZATION
 STATEMENT OF APPROPRIATIONS AND OBLIGATIONS FOR THE YEAR 1976
 RELATING TO THE EFFECTIVE WORKING BUDGET
 (Expressed in U. S. Dollars)

Purpose Of Appropriations	Appropriations			Obligations		Total
	Original	Transfers	Effective	Liquidated	Unliquidated	
PART I - PROGRAM OF SERVICES	11,881,032	(739,685)	11,141,347	10,053,026	1,088,316	11,141,342
PART II - DEVELOPMENT OF THE INFRASTRUCTURE	8,877,215	377,241	9,254,456	8,296,408	958,048	9,254,456
PART III - ADMINISTRATIVE DIRECTION	4,642,820	462,369	5,105,189	4,702,450	402,739	5,105,189
PART IV - GOVERNING BODIES	429,538	(39,925)	389,613	351,314	38,299	389,613
PART V - INCREASE TO ASSETS	600,000	(60,000)	540,000	540,000 <u>1/</u>	-	540,000
PART VI - SPECIAL FUND FOR HEALTH PROMOTION	250,000	-	250,000	245,249	4,751	250,000
TOTAL EFFECTIVE WORKING BUDGET (PARTS I - VI)	26,680,605 <u>2/</u>	-	26,680,605	24,188,447	2,492,153	26,680,600

1/ Transferred to the Working Capital Fund.

2/ Does not include Part VII - Staff Assessment which is the tax equalization net credits against the gross assessments.

For the Director
 Pan American Sanitary Bureau


 Henry F. Cooney
 Chief, Budget and Finance Department

PAN AMERICAN HEALTH ORGANIZATION
STATEMENT OF INCOME AND EXPENDITURE FOR THE 1976 BUDGET
(Expressed in U. S. Dollars)

INCOME

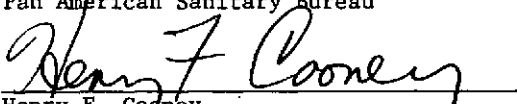
Contributions from Member and Participating Governments (Schedule 3)		
Receipts from 1976 Assessments	25,000,758	
Less: Transfer to Tax Equalization Fund 1976	<u>1,296,116</u>	
	23,704,642	
Receipts from Prior Years' Assessments	<u>2,275,099</u>	25,979,741
Miscellaneous <u>1/</u>		
Investment Income	594,678	
Service Fees for Procurements	66,231	
Sale of Equipment	8,048	
Sale of Publications	19,754	
Return of Pension Contributions for Terminated Staff	141,515	
Currency Exchange Adjustments	(173,343)	
Sundry <u>2/</u>	<u>35,935</u>	692,818
Excess of Reserve for Unliquidated Obligations 1975		<u>337,446</u>
Total Income		27,010,005

EXPENDITURE

Personnel Costs	18,584,648	
Duty Travel	1,015,299	
Fellowships	1,194,466	
Seminars	580,245	
Project Supplies and Equipment	1,765,887	
Project Grants and Other	332,040	
Non-Project Supplies and Equipment	207,541	
Non-Project Common Services and Other	<u>2,210,474</u>	25,890,600
Excess of Income over Expenditure		1,119,405
Less:		
Appropriations-		
Contribution to Special Fund for Health Promotion (Part VI)	250,000	
To Increase Working Capital Fund (Part V)	<u>540,000</u>	<u>790,000</u>
SURPLUS - Transferred to Working Capital Fund		<u>329,405</u>

- 1/ Does not include \$114,725 Net Rental Income from the Governor Shepherd Apartment Building. Income from this building is retained in a Special Account, pending accumulation equal to cost of the building.
- 2/ Proceeds from various refunds and adjustments for items expended in prior years.

For the Director
Pan American Sanitary Bureau


Henry F. Cooney
Chief, Department of Budget and Finance

PAN AMERICAN
STATEMENT OF ASSETS AND
(Expressed in

<u>ASSETS</u>		
<u>CASH</u>		
Demand Deposits and On Hand		
U. S. Dollar Currency	1,230,331	
Other Currencies	<u>1,213,824</u>	2,444,155
<u>TIME DEPOSITS AND INVESTMENTS IN U. S. DOLLARS</u> (Schedule 2)		17,420,736 <u>1/</u>
<u>REPURCHASE AGREEMENT</u>		1,000,000
<u>ACCOUNTS RECEIVABLE</u>		
Quota Contributions Receivable From Member and Participating Governments (Schedule 3)	3,793,749	
Less: Reserves for Uncollected Contributions	<u>3,793,749</u>	
Tax Equalization Receivables (Schedule 4)		349,001
Sundry Debtors and Deferred Charges	3,721,640 <u>2/</u>	
Less: Reserves for Doubtful Accounts	<u>5,767</u>	3,715,873
Caribbean Food and Nutrition Institute (Balance Due from CFNI-Inter-Organization Funding of Activities) (Exhibit 6)		79,469
Caribbean Epidemiology Center (Balance Due from CAREC-Inter-Organization Funding of Activities) (Exhibit 11)		95,441
Institute of Nutrition of Central America and Panama (Balance Due from INCAP-Inter-Organ- ization Funding of Activities) (Exhibit 9)		<u>454,681</u>
		4,694,465
<u>LAND AND BUILDINGS</u>		
Headquarters and Field Offices	8,145,283	
Governor Shepherd Apartments	<u>1,516,230</u>	9,661,513 <u>1/</u>
<u>PREPAID EXPENSES</u>		
		528,068 <u>3/</u>
Total		<u>35,748,937</u>

1/ Under the Inter American Development Bank loan for the medical textbook program, Riggs National Bank has issued a letter of credit to PAHEF for \$1,800,000. As security for this a time deposit of \$1,400,000 and a second deed of trust of \$1,040,000 on the Governor Shepherd Apartments has been given by PAHO.

2/ Includes:

Project Expenditures Awaiting Reimbursement	1,410,574
Funds Advances Staff and Short-term Consultants	1,005,734
Expenditures from Emergency Procurement	
Fund Awaiting Reimbursement	42,775
Deposits and Guarantees	8,257
Advances for Projects	498,012
Payment on WHO Allotments to be Cleared in 1976	460,380
Sundry Debtors	<u>295,908</u>
	<u>3,721,640</u>

For the Director
Pan American Sanitary Bureau
Henry F. Cooney
Henry F. Cooney
Chief, Department of Budget and Finance

HEALTH ORGANIZATION
LIABILITIES AS OF 31 DECEMBER 1976
U. S. Dollars)

<u>LIABILITIES</u>		
<u>QUOTA CONTRIBUTIONS RECEIVED IN ADVANCE</u>		48,739 ^{4/}
<u>UNLIQUIDATED OBLIGATIONS</u>		
Appropriations for Regular Budget 1976	2,492,153	
Prior Year Fellowships and Other Balances	59,733	
Community Water Supply Fund	87,942	
Trust Funds	2,150	
Building Fund	<u>116,809</u>	2,758,787
<u>ACCOUNTS PAYABLE</u>		
Advances from Governments and Institutions For Procurements (Schedule 5)	2,253,859	
Medical Equipment Program	124,220	
Textbook Program Cash Held by PAHO (Schedule 9)	284,015	
Pan American Health and Education Foundation (Balance Due PAHEF - Under Operating Agreement) (Exhibits 13 and 16)	2,429,802	
World Health Organization (Balance Due from WHO-Inter-Organization Funding of Activities)	2,011,922	
Other Accounts Payable	<u>480,122</u>	7,583,940
<u>MORTGAGE LOANS PAYABLE</u>		
Governor Shepherd Apartments		331,847
<u>PROVISION FOR TERMINATION AND REPATRIATION ENTITLEMENTS</u>		2,026,262
<u>SPECIAL FUNDS</u>		
Emergency Procurement Revolving Fund (Schedule 6)	125,000	
Building Funds	428,668	
Community Water Supply Fund (Schedule 7)	497,441	
Special Fund for Health Promotion	156,402	
Trust Funds (Schedule 13)	2,216,025	
Special Fund for Poliomyelitis	2,000	
Special Fund for Program Support Costs	22,977	
Special Fund for Natural Disaster Relief	<u>100,000</u>	3,548,513
<u>EQUITY IN LAND AND BUILDINGS</u>		
Headquarters and Field Offices	8,145,283	
Governor Shepherd Apartments	<u>1,184,384</u>	9,329,667
<u>WORKING CAPITAL FUND (Schedule 1)</u>		<u>10,121,182</u>
Total		<u>35,748,937</u>

^{3/} Retroactive Pension Adjustments and Expenditures Chargeable to 1977 Allotments (subscriptions, etc.)

^{4/} Includes:

Government of Barbados	3,996
Government of Ecuador	6,145
Government of Guatemala	35
Kingdom of The Netherlands	29,301
Government of Panama	9,262
	<u>48,739</u>

PAN AMERICAN HEALTH ORGANIZATION
STATEMENT OF INCOME, EXPENDITURE AND BALANCES OF FUNDS FOR THE YEAR 1976
(Expressed in U. S. Dollars)

	Regular Budget	Emergency Procurement Fund	Building Funds	Special Fund For Followup	Community Water Supply Fund	Special Fund For Health Promotion	Trust Fund	Special Fund Natural Disaster Relief	Special Fund For Program Support Costs	Working Capital Fund	Total
BALANCE AS OF 31 DECEMBER 1976	-	125,000	2,727	2,000	404,012	371,466	1,176,298	-	-	9,643,099	11,724,602
INCOME											
Contributions from Member and Participating Governments	25,979,741	-	-	-	-	-	-	-	-	-	25,979,741
Contributions	-	-	-	-	1,208,960	-	-	100,000	-	-	1,308,960
Insurance Proceeds	-	-	385,233	-	-	-	-	-	-	-	385,233
Grants	-	-	-	-	-	-	4,512,135	-	-	-	4,512,135
Miscellaneous Income	692,818	-	377,978	-	16,789	46,523	-	22,977	-	-	1,157,085
Reimbursable Advances by Pan American Health Organization	-	-	-	-	-	-	929,406	-	-	-	929,406
Excess of Reserve for Unliquidated Obligations	337,446	125,000	765,938	2,000	14,670	417,989	6,617,839	100,000	22,977	9,643,099	352,116
	27,010,005		(337,270)		1,644,431	(511,587)	(4,401,814)				46,349,278
	(25,890,600)				(1,146,990)						(32,288,261)
EXPENDITURES											
TRANSFERS											
Contribution to Special Fund for Health Promotion (Budget-Part VI)	(250,000)	-	-	-	-	250,000	-	-	-	-	-
To Increase Working Capital Fund (Budget-Part V)	(540,000)	-	-	-	-	-	-	-	-	540,000	-
1976 Surplus to Working Capital Fund	(329,405)	-	-	-	-	-	-	-	-	329,405	-
BALANCE AS OF 31 DECEMBER 1976	-	125,000	428,668	2,000	497,441	156,402	2,216,025	100,000	22,977	10,512,504	14,061,017

1/ Does not include \$687,665 in the Governor Shepherd Building Fund

For the Director
Pan American Sanitary Bureau
Henry F. Cooney
Henry F. Cooney
Chief, Department of Budget and Finance

PAN AMERICAN HEALTH ORGANIZATION
WORKING CAPITAL FUND 1976
(Expressed in U. S. Dollars)

	Gross Working Capital Fund	Unreturned Cash Outlay Governor Shepherd	Net Available
Balance 31 December 1975	9,643,099	(478,672)	9,164,427
Add:			
Net Cash Return Governor Shepherd Apartments	-	87,350	87,350
Budget Provision 1976 (Exhibit 2)	540,000	-	540,000
Excess of Income over Expense (Exhibit 2)	329,405	-	329,405
Balance 31 December 1976	<u>10,512,504</u>	<u>(391,322)</u>	<u>10,121,182</u>

PAN AMERICAN HEALTH ORGANIZATION
 TIME DEPOSITS AND INVESTMENTS AS OF 31 DECEMBER 1976
 (Expressed in U. S. Dollars)

Description	Amount
<u>TIME DEPOSITS</u>	
<u>U. S. Dollars</u>	
Maturing 13 January 1977 at 5.25%	300,000
Maturing 27 January 1977 at 5.125%	1,500,000
Maturing 27 January 1977 at 5.05%	1,000,000
Maturing 10 February 1977 at 5.80%	1,500,000
Maturing 24 February 1977 at 5.20%	900,000
Maturing 24 February 1977 at 5.80%	1,000,000
Maturing 4 March 1977 at 5.75%	300,000
Maturing 10 March 1977 at 5.80%	900,000
Maturing 18 March 1977 at 6.25% <u>1/</u>	1,400,000
Maturing 22 March 1977 at 4.95%	1,000,000
Maturing 28 March 1977 at 4.95%	1,000,000
Maturing 19 April 1977 at 5.25%	1,000,000
Maturing 27 April 1977 at 5.25%	1,700,000
Maturing 5 May 1977 at 5.20%	900,000
Maturing 5 May 1977 at 5.30%	1,000,000
Maturing 5 May 1977 at 5.50%	400,000
Maturing 8 June 1977 at 5.50%	<u>1,000,000</u>
	16,800,000
Dominican Republic Pesos (On Call) at 7.50%	<u>28,000</u>
Sub-total	16,828,000
<u>U. S. OF AMERICA TREASURY BILLS</u>	
Maturing 10 February 1977	296,335
Maturing 17 February 1977	<u>296,401</u>
	<u>592,736</u>
Sub-total	17,420,736
<u>REPURCHASE AGREEMENT</u>	
31 December 1976 - Open end at 4.60%	<u>1,000,000</u>
Sub-total	18,420,736
<u>NET INVESTMENT GOVERNOR SHEPHERD 2/</u>	
	<u>391,322</u>
Total Funds Invested	<u>18,812,058</u>

1/ Pledged as security for the IADB loan to PAHEF.

2/ See Schedule 12.

PAN AMERICAN HEALTH ORGANIZATION
STATEMENT OF QUOTA CONTRIBUTIONS DUE FROM
MEMBER GOVERNMENTS AND PARTICIPATING GOVERNMENTS
1976 BUDGET AND PRIOR YEARS
(Expressed in U. S. Dollars)

Member And Partici- pating Governments	Year	Amount Due 1 January 1976	Collected During 1976	Balance Due 31 December 1976
Argentina	1976	1,806,897	1,806,897	-
Bahamas	1976	14,650	14,650	-
Barbados	1976	19,534	19,534	-
Bolivia	1976	46,394	-	46,394
	1975	41,049	-	41,049
	1974	63,140	-	63,140
	1973	57,501	27,298	30,203
	1972	<u>39,188</u>	<u>39,188</u>	-
		247,272	66,486	180,786
Brazil	1976	1,806,897	903,448	903,449
	1975	<u>1,598,739</u>	<u>1,598,739</u>	-
		3,405,636	2,502,187	903,449
Canada	1976	1,662,833	1,662,833	-
Chile	1976	329,637	-	329,637
	1975	291,662	-	291,662
	1974	<u>321,620</u>	<u>321,620</u>	-
		942,919	321,620	621,299
Colombia	1976	376,955	294,232	82,723
Costa Rica	1976	46,394	34,155	12,239
	1975	<u>14,681</u>	<u>14,681</u>	-
		61,075	48,836	12,239
Cuba	1976	258,826	255,349	3,477
	1975	<u>3,327</u>	<u>3,327</u>	-
		262,153	258,676	3,477

Member And Participating Governments	Year	Amount Due 1 January 1976	Collected During 1976	Balance Due 31 December 1976
Dominican Republic	1976	46,394	-	46,394
	1975	41,049	-	41,049
	1974	63,140	-	63,140
	1973	57,501	-	57,501
	1972	54,065	-	54,065
	1971	46,171	-	46,171
	1970	41,808	-	41,808
	1969	<u>29,422</u>	-	<u>29,422</u>
		379,550	-	379,550
Ecuador	1976	46,394	46,394	-
El Salvador	1976	46,394	-	46,394
	1975	41,049	-	41,049
	1974	<u>63,140</u>	<u>63,140</u>	-
		150,583	63,140	87,443
France	1976	46,394	46,394	-
Guatemala	1976	70,811	70,811	-
Guyana	1976	46,394	46,394	-
Haiti	1976	46,394	-	46,394
	1975	41,049	-	41,049
	1974	63,140	-	63,140
	1973	43,534	-	43,534
	1972	54,065	-	54,065
	1971	46,171	-	46,171
	1970	41,808	37,320	4,488
	1969	<u>5,208</u>	<u>5,208</u>	-
		341,369	42,528	298,841
Honduras	1976	46,394	41,547	4,847
Jamaica	1976	46,394	46,376	18
Kingdom Of The Netherlands	1976	17,093	17,093	-
Mexico	1976	2,019,329	2,019,329	-
Nicaragua	1976	46,394	3,681	42,713
Panama	1976	46,394	46,394	-

Member And Participating Governments	Year	Amount Due 1 January 1976	Collected During 1976	Balance Due 31 December 1976
Paraguay	1976	46,394	-	46,394
	1975	41,049	-	41,049
	1974	63,140	-	63,140
	1973	57,501	-	57,501
	1972	54,065	50,675	3,390
	1971	<u>4,095</u>	<u>4,095</u>	-
		266,244	54,770	211,474
Peru	1976	163,597	38	163,559
Surinam	1976	29,301	-	29,301
Trinidad & Tobago	1976	46,394	46,394	-
United Kingdom	1976	46,394	42,185	4,209
	1975	<u>8,363</u>	<u>8,363</u>	-
		54,757	50,548	4,209
United States Of America	1976	17,411,579	17,411,579	-
	1968	483,233 ^{1/}	-	-
Uruguay	1976	141,621	-	141,621
	1975	<u>101,445</u>	<u>101,445</u>	-
		243,066	101,445	141,621
Venezuela	1976	751,251	125,051	626,200
Total		<u>31,552,839</u>	<u>27,275,857</u>	<u>3,793,749</u>
Amount Consisted Of:				
Current Year		27,576,721	25,000,758	2,575,963
Prior Years		<u>3,976,118</u>	<u>2,275,099</u>	<u>1,217,786</u>
Total		<u>31,552,839</u>	<u>27,275,857</u>	<u>3,793,749</u>
		(483,233) ^{1/}		
Total		<u>31,069,606</u>	<u>27,275,857</u>	<u>3,793,749</u>

^{1/} Settled in 1976 by mutual agreement.

DEFERRED PAYMENT PLANS 1/
 (Amounts Due Under Plan)
 (Expressed in U. S. Dollars)

Member And Partici- pating Governments	Current	Installment	Total Due in 1976	Received in 1976	Balance Due in 1976 Under Plan
Bolivia	46,394	20,088	66,482	66,482	-
Haiti	46,394	14,748	61,142	42,528	18,614
Paraguay	46,394	21,985	68,379	54,770	13,609
Dominican Republic	46,394	33,316	79,710	-	79,710

1/ The deferred payment plans consist of an installment on all arrears to be paid in addition to the current years quota. Those payments received in excess of the amount called for under the plan are reflected in the Collected Column of Schedule 3.

PAN AMERICAN HEALTH ORGANIZATION
 TAX EQUALIZATION FUND
 STATUS OF MEMBER AND PARTICIPATING GOVERNMENTS ACCOUNTS
 AS OF 31 DECEMBER 1976
 (Expressed in U. S. Dollars)

	(1)	(2)	(3)	(4)	(5)	(6)
Member Governments	Balance Due 31 December 1975	Credits From Tax Equalization Fund	Apportionment To Member Governments	Available To Cover Tax Reimbursements To Staff	Taxes Reimbursed To Staff	Balance Due 31 December 1976
Colombia	(275)	58,450	57,526	924	762	(437)
United States Of America	170,093	2,505,022	1,209,022	1,296,000	1,475,541	349,634
Venezuela	(3,266)	116,902	117,710	(808)	2,262	(196)
Other Member And Participating Governments	-	1,404,708	1,404,708	-	-	-
Total	<u>166,552</u>	<u>4,085,082</u>	<u>2,788,966</u>	<u>1,296,116</u>	<u>1,478,565</u>	<u>349,001</u>

PAN AMERICAN HEALTH ORGANIZATION - PROCUREMENT FUND
AS OF 31 DECEMBER 1976
(Expressed in U. S. Dollars)

Source of Funds	Balance 31 December 1975	Received 1976	Expenditures 1976	Transfers Or Refunds 1976	Balance 31 December 1976 1/
Argentina	146,728	3,778	67,864	1,448	81,194
Barbados	-	5,454	487	-	4,967
Belize	40	595	666	-	(31)
Bolivia	128,929	166,223	164,375	50,542	80,235
Brazil	98,122	197,503	187,580	683	107,362
British Virgin Islands	572	-	391	-	181
Chile	77,969	8,430	14,115	11,125	61,159
Colombia	136,562	386,197	217,575	16,726	288,458
Costa Rica	5,198	36,362	30,694	-	10,866
Cuba	23,624	182,440	22,057	20,199	163,808
Dominican Republic	16,919	39,564	14,874	200	41,409
Ecuador	543,152	1,788,811	1,041,120	697,059	593,784
El Salvador	86,492	17,544	73,407	-	30,629
Guatemala	9,087	24,515	11,232	208	22,162
Guyana	11,162	137,862	83,387	-	65,637
Haiti	102	170,144	8,127	-	162,119
Honduras	11,351	1,888	-	-	13,239
Jamaica	139	6,000	-	-	6,139
Mexico	148,244	173,899	164,039	-	158,104
Montserrat	367	-	-	-	367
Netherlands Antilles	222	-	-	-	222
Nicaragua	42,718	120,976	132,628	-	31,066
Panama	70,797	269,684	215,033	10,625	114,823
Paraguay	12,712	6,000	8,159	2,689	7,864
Peru	3,811	3,000	3,090	-	3,721
St. Vincent	413	-	-	-	413
Surinam	214	1,200	-	-	1,414
Trinidad And Tobago	600	13,057	2,389	-	11,268
St. Lucia	-	2,581	1,317	-	1,264
Uruguay	5,428	19,916	16,790	-	8,554
Venezuela	12,133	233,085	70,398	1,509	173,311
West Indies	671	-	-	-	671
Artificial Electronic Larynx Revolving Fund	8,536	3,922	4,807	172	7,479
Total	<u>1,603,014</u>	<u>4,020,630</u>	<u>2,556,601</u>	<u>813,185</u>	<u>2,253,858</u>

1/ This Net Balance reflects due from/due to
Separate Ministries of Governments:

DUE TO	\$2,264,669
DUE FROM	10,811

PAN AMERICAN HEALTH ORGANIZATION
EMERGENCY PROCUREMENT REVOLVING FUND
STATEMENT OF ACTIVITY DURING 1976
(Expressed in U. S. Dollars)

Country	Balance Due 31 December 1975	Expenditure 1976	Reimbursement 1976	Balance Due 31 December 1976
Bolivia	2,784	6,281	9,065	-
Chile	-	8,219	5,414	2,805
Dominican Republic	(3,920)	13,802	13,802	(3,920)
Ecuador	-	3,745	-	3,745
El Salvador	4,719	-	-	4,719
Guyana	-	7,997	-	7,997
Honduras	-	25,473	25,296	177
Nicaragua	-	102	-	102
Paraguay	-	18,425	-	18,425
Peru	-	10,740	-	10,740
Uruguay	-	44,105	46,120	(2,015)
Total	3,583	138,889	99,697	42,775

* * * * *

STATUS OF FUNDS AS OF 31 DECEMBER 1976

Authorized Emergency Fund	125,000
Less:	
Net Amount Due PAHO	<u>42,775</u>
Unliquidated Obligations	<u>82,225</u>
Net Available For Purchases	<u>10,305</u>
	<u>71,920</u>

PAN AMERICAN HEALTH ORGANIZATION
COMMUNITY WATER SUPPLY FUND
STATEMENT OF INCOME AND EXPENDITURE FOR THE YEAR 1976
(Expressed in U. S. Dollars)

Balance as of 31 December 1975 404,012

Income Received Or Receivable

Bolivia	15,682	
Brazil	760,768	
Costa Rica	53,527	
Dominican Republic	126,480	
Ecuador	8,113	
Honduras	67,670	
Jamaica	37,559	
Mexico	117,624	
Nicaragua	14,347	
Venezuela	<u>7,190</u>	1,208,960
Interest Earned		10,379
Miscellaneous Income		6,410
Excess of Reserve for Unliquidated Obligations: Year 1975		<u>14,670</u>
Total Available		1,644,431

Expenditures

Personnel Costs	975,049	
Duty Travel	68,741	
Fellowships	25,554	
Seminars	5,209	
Project Supplies and Equipment	<u>72,437</u>	
Total Expenditures		<u>1,146,990</u> ^{1/}

Balance as of 31 December 1976 497,441

1/ Amount consists of:	Disbursements	1,059,049
	Unliquidated Obligations	<u>87,941</u>
		<u>1,146,990</u>

PAN AMERICAN HEALTH ORGANIZATION
 MEDICAL AND NURSING TEXTBOOK PROGRAMS
 STATEMENT OF INCOME AND EXPENSE FOR THE YEAR 1976
 (Expressed in U. S. Dollars)

INCOME

Sale of Textbooks <u>1/</u>	89,037	
Less: Cost of Sales	<u>66,900</u>	22,137
Miscellaneous:		
Investment Income	11,739	
Currency Exchange Adjustments	<u>(6,174)</u>	5,565
Income from Excess of Reserves for Unliquidated Obligations		<u>2,314</u> 30,016

EXPENSES

Personnel Costs	9,159	
Short Term Consultants	12,097	
Duty Travel	562	
Supplies and Common Services	440	
Books Lost and Damaged	1,907	
Books Used for Promotion	381	
University Services	<u>2,226</u>	<u>26,772</u>

INCREASE IN NET AVAILABLE ASSETS 3,244

1/ Includes 1975 sales reported late and does not include some 1976 sales not reported at closing.

PAN AMERICAN HEALTH ORGANIZATION
MEDICAL AND NURSING TEXTBOOK PROGRAMS
STATEMENT OF ASSETS AND LIABILITIES AS OF 31 DECEMBER 1976
(Expressed in U. S. Dollars)

ASSETS

Funds On Deposit With PAHO	284,015
Accounts Receivable From Students	3,852
Prepaid Freight	927
Inventory Of Textbooks	198,383
Printing In Process	<u>86,406</u>
Total Assets	<u>573,583</u>

LIABILITIES

Payable To Universities	2,633
Collections Without Sales Reports	406
Payable To Publishers	<u>61,886</u>
Total Liabilities	64,925

PROGRAM'S NET EQUITY

Balance As Of 31 December 1975	505,414	
Net Increase For 1976 (Schedule 8)	<u>3,244</u>	<u>508,658</u>
Total Liabilities And Net Equity		<u>573,583</u>

PAN AMERICAN HEALTH ORGANIZATION
DISTRIBUTION OF TEXTBOOKS
AS OF 31 DECEMBER 1976

Title	Author	Purchased	Number Of Books			Total Sold	Other Disposition Cumulative <u>1/</u>	Inventory
			Sold					
			1974	1975	1976			
Enfermería Medicoquirúrgica	Smith	12,000	1,912	2,757	3,596	8,265	315	3,420
Enfermería Pediátrica	Blake	10,000	796	1,766	2,226	4,788	440	4,772
Enfermería Práctica	Kozier and Dugas	15,000	274	3,577	4,075	7,926	382	6,692
Principios Científicos Aplicados a la Enfermería	Nordmark and Rohweder	10,000	29	2,132	2,617	4,778	244	4,978
Tratado de Enseñanza Integrada de la Medicina								
Volumen I	Passmore	4,527	-	-	-	-	-	4,527
Volumen II	Passmore	5,150	-	-	-	-	-	5,150
Total		<u>56,677</u>	<u>3,011</u>	<u>10,232</u>	<u>12,514</u>	<u>25,757</u>	<u>1,381</u>	<u>29,539</u>

Printing In Process

Physical Appraisal Methods In Nursing Practice	Sana and Judge	5,000
Community Health Nursing	Archer and Fleshman	5,000
Enfermería Medicoquirúrgica	Smith	5,000
Maternity Nursing	Reder	10,000

1/ Books Lost, Damaged and Used for Promotion

PAN AMERICAN HEALTH ORGANIZATION
THE GOVERNOR SHEPHERD APARTMENTS
INCOME AND EXPENSES - 1977
(Expressed in U. S. Dollars)

RENTAL INCOME 291,993 1/

Less:

Expenses-

Payroll and Payroll Taxes	33,119	
Utilities	67,148	
Telephone (Net)	2,878	
Insurance	3,169	
Repairs - Maintenance	33,501	
Licenses	753	
Other Expenses	<u>4,851</u>	<u>145,419 2/</u>

Sub-total 146,574

Less:

Management Fee	13,080 <u>3/</u>	
Interest on Mortgage	<u>18,769</u>	<u>31,849</u>

Net rental income 114,725

1/ Includes \$34,800 PAHO office rents

2/ This schedule is presented to show for the period the net cash return toward repayment of the original cash outlay for purchase of the building, thus no depreciation is included.

3/ Management fee paid William C. Smith & Co. for managing the apartment house.

PAN AMERICAN HEALTH ORGANIZATION
 THE GOVERNOR SHEPHERD APARTMENTS
 STATEMENT OF FINANCIAL POSITION AS OF 31 DECEMBER 1976
 (Expressed in U. S. Dollars)

ASSETS		
Accounts Receivable		9,765
Office Equipment		320
Land and Building:		
Closing Cost	1,410,834	
Improvements	105,397	1,516,231 1/
Total		1,526,316

LIABILITIES AND EQUITY		
Accounts Payable		3,558
Deferred Income		6,527
Mortgage Payable		331,847
PAHO Equity:		
Original net cash invested	973,068	
Improvements	105,397	
Reductions in Mortgage	105,919	1,184,384
Total		1,526,316

1/ A second trust dated 5 February 1971 in the amount of \$1,040,000 has been placed on the property as security for the Textbook Loan under the PAHEF-IADB-RIGGS BANK agreement.

RECOVERY OF INVESTMENT		
Initial Cash Outlay		973,068
Net Income from Operations	793,062	
Less:		
Outlay for Improvements	105,397	
Payment on Mortgage	105,919	581,746
Unreturned Cash Outlay		391,322

PAN AMERICAN HEALTH ORGANIZATION
STATUS OF TRUST FUNDS AS OF 31 DECEMBER 1976
(Expressed in U. S. Dollars)

Particulars	Unliquidated Balance 31 December 1975	Received or Receivable During 1976	Adjustments And Transfers	Project Costs	Unobligated Balance 31 December 1976
<u>GRANTS AND CONTRIBUTIONS FOR HEALTH PROJECTS</u>					
<u>Agency for International Development</u>					
Malaria Technical Advisory Services	-	28,915	-	28,915	-
Malaria Research in Chemotherapy and Immunology	-	3,740	-	3,740	-
Nutrition Research	-	9,135	-	9,135	-
<u>Government of Argentina</u>					
Contribution to Pan American Zoonoses Center	-	250,472	-	250,472	-
Latin American Center for Medical Administration	18,428	23,574	-	42,002	-
<u>Asociación Demográfica Costarricense</u>					
Family Health and Population Dynamics	-	7,597	-	7,597	-
<u>Government of Barbados</u>					
Waterworks Administration	6,000	-	-	-	6,000
<u>Bayer A. G.</u>					
Hydatidosis	-	5,000	-	4,162	838
<u>Government of Brazil</u>					
Library of Medicine	34,893	252,325	-	237,076	50,142
National Veterinary Reference and Training Laboratory	280,166	217,391	-	138,064	359,493
Technical Assistance and Training in Foot-And-Mouth Disease	-	293,112	-	293,112	-
Integrated Health Delivery Systems	-	260,000	-	112,897	147,103
Development of Human Resources	-	412,262	-	254,586	157,676
Maintenance Fund-AFTOSA	-	130,810	-	130,810	-
Voluntary Contribution-CEPANZO	-	27,817	-	27,817	-
Technical Assistance and Training in Foot-And-Mouth Disease	-	175,050	-	27,188	147,862
Coordination of International Research	-	16,681	-	16,681	-
<u>Government of Cameroun</u>					
Emergency Relief and Rehabilitation Services (Nicaragua)	2,250	-	-	2,250	-
<u>Government of Canada</u>					
Health Planning	-	42,981	-	42,981	-
Conference on Health Manpower Planning	-	5,522	-	-	5,522
<u>Canadian International Development Authority</u>					
Caribbean Basin Water Management Program	88,877	236,382	-	144,254	181,005
Conference on Health Manpower Planning	6,271	-	-	474	5,797
Nutrition	16,951	7,585	-	24,536	-
Water Supply and Sewerage System in Belize City	-	97	-	97	-
Promotion of Primary Health Services	-	48,500	-	-	48,500
Education and Training of Paramedical Personnel (Caribbean)	-	154,500	-	83,235	71,265
<u>Centro Internacional de Formación en Ciencias del Ambiente</u>					
Center for Sanitary Engineering and Environmental Sciences	-	10,000	-	7,842	2,158

Particulars	Unliquidated Balance 31 December 1975	Received or Receivable During 1976	Adjustments And Transfers	Project Costs	Unobligated Balance 31 December 1976
<u>Government of Colombia</u>					
Medical Care Administration	-	12,941	-	12,941	-
Voluntary Contribution - AFTOSA	-	4,927	-	4,927	-
<u>Corporación Autónoma Regional Del Cauca</u>					
Development of the Rio Cauca Watershed	18,719	-	-	15,402	3,317
<u>Government of Costa Rica</u>					
Veterinary Public Health	-	11,923	-	11,923	-
Hospital Administration	-	11,583	-	11,583	-
<u>Government of Dominican Republic</u>					
Administrative Reform in the Ministry of Health	-	22,197	-	22,197	-
<u>Government of Ecuador</u>					
Foot-And-Mouth Disease Control	-	2,776	-	2,776	-
Voluntary Contribution-AFTOSA	-	9,329	-	9,329	-
Modernization of Rural Life	-	19,425	-	19,425	-
Planning and Equipping of Hospitals and Other Health Facilities	84,832	-	-	72,372	12,460
<u>Escola Paulista de Medicina</u>					
Library of Medicine	-	4,585	-	4,585	-
<u>Financiadora de Estudos e Projetos</u>					
Regional Library of Medicine and Health Sciences	-	442,337	-	159,860	282,477
<u>Ford Foundation</u>					
Latin American Center for Perinatology and Human Development	851	-	851 1/	-	-
<u>Government of Guatemala</u>					
Unified Food Control Laboratory	1,004	72,000	-	67,423	5,581
<u>Government of Guinea</u>					
Emergency Relief and Rehabilitation Services (Nicaragua)	1,265	-	-	1,265	-
<u>Government of Honduras</u>					
Veterinary Public Health	-	143,748	-	143,748	-
Hospital Planning and Administration	-	156,687	-	156,687	-
<u>Instituto Mexicano del Seguro Social</u>					
Dental Health	-	5,728	-	4,434	1,294
<u>Instituto Nacional de Alimentação e Nutrição</u>					
Library of Medicine	-	21,036	-	11,932	9,104
<u>Instituto Nacional de Tecnología Industrial</u>					
Microbiological Studies on Cheese	-	142	-	62	80

Particulars	Unliquidated Balance 31 December 1975	Received or Receivable During 1976	Adjustments And Transfers	Project Costs	Unobligated Balance 31 December 1976
<u>Inter-American Development Bank</u>					
Communication in Animal Health	-	68,487	-	68,487	-
Vaccine Production Plant	-	9,680	-	9,680	-
<u>International Research and Development Center</u>					
Evaluation of El Imperial Water Treatment Plant	10,353	944	-	11,297	-
<u>International Sugar Foundation</u>					
Dental Epidemiology	-	4,564	-	4,564	-
<u>International Union Against Tuberculosis</u>					
Tuberculosis Control	3,000	-	-	3,000	-
Communicable Diseases	-	9,000	-	6,214	2,786
<u>Medical Research Council</u>					
Effects of Iodine Deficiency and its Correction on the Mental Performance of Children	-	1,024	-	1,024	-
Taxonomy, Ecology and Vector Potential of the Man-Biting Simuliidae	-	4,271	-	4,271	-
<u>Medtronic</u>					
Symposium on Trypanosomiasis Research	7,188	-	-	7,188	-
<u>Merck Sharp and Dhome International</u>					
Control of Cardiovascular Diseases	8,807	-	-	8,807	-
Conference on the use of South American Primates for Biomedical Research	2,164	-	-	-	2,164
<u>Government of Mexico</u>					
XXIV Directing Council Meeting	-	60,000	-	60,000	-
Center for Human Ecology and Health	-	12,653	-	12,653	-
National Health Laboratories	-	25,600	-	25,600	-
<u>National Academy of Sciences</u>					
Census of Primates	-	6,267	-	6,267	-
<u>Government of Nicaragua</u>					
Animal Health Study	-	9,111	-	9,111	-
<u>Organization of American States</u>					
Emergency Assistance-Bolivia	26	-	-	-	26
Emergency Assistance-Honduras	28,741	-	-	1,811	26,930
Emergency Assistance-Paraguay	675	-	-	-	675
<u>Government of Paraguay</u>					
Foot-And-Mouth Disease Control	17,806	2,689	-	17,861	2,634
Veterinary Public Health	-	24,398	-	24,398	-
<u>PASB/WHO Staff Association</u>					
Emergency Assistance-Guatemala	-	2,383	-	2,383	-

Particulars	Unliquidated Balance 31 December 1975	Received or Receivable During 1976	Adjustments And Transfers	Project Costs	Unobligated Balance 31 December 1976
<u>Government of Peru</u>					
Center for Sanitary Engineering and Environmental Sciences	40,119	89,716	-	55,534	74,301
Foot-and-Mouth Disease Control	-	66,744	-	31,970	34,774
National Health Laboratories	7,932	102,188	-	6,608	103,512
<u>Government of State of São Paulo</u>					
Library of Medicine	-	120,503	-	120,503	-
<u>Sindicato Nacional da Industria de Defensivos Animais</u>					
25th. AFTOSA Center Anniversary	-	5,405	-	5,405	-
<u>Government of Surinam</u>					
Veterinary Public Health	-	5,701	-	5,701	-
<u>Government of Thailand</u>					
Emergency Relief and Rehabilitation Services-Nicaragua	685	-	-	685	-
<u>Government of Trinidad and Tobago</u>					
Health and Maintenance Services	-	37,881	-	37,881	-
<u>UNESCO</u>					
Study of Foreign Medical Students in Latin America	3,697	-	-	-	3,697
<u>UNICEF</u>					
Education and Training of Paramedical Personnel-Caribbean	7,580	17,500	-	19,523	5,557
Maternal, Child and Family Health in Rural Areas-Area III	-	20,000	-	19,944	9,056
Social Pediatrics Program in Central America	20,237	-	-	20,237	-
National Food and Nutrition Policies	-	40,398	-	40,398	-
Needs and Conditions of the Working Woman in Latin America	794	-	794 1/	-	-
<u>United Nations Disaster Relief Organization</u>					
Emergency Assistance-Guatemala	-	40,000	-	40,000	-
<u>United Nations Economic Commission For Latin America</u>					
Center for Sanitary Engineering and Environmental Sciences	-	6,021	-	5,818	203
<u>United Nations Environment Program</u>					
Seminar on Bioenvironmental Control of Malaria	1,189	-	718 1/	471	-
<u>Universidad Nacional Autonoma</u>					
Improvement of Teaching in the Faculties of Health Sciences at UNAM	-	56,637	-	56,637	-
<u>University of Oklahoma</u>					
Center for Sanitary Engineering and Environmental Sciences	-	9,916	-	6,585	3,331
<u>U. S. Department of Army</u>					
Conference on Mycology	2,925	-	-	2,925	-
Infectious Diseases Along the Trans-Amazon and Cuiraba-Santarem Highways	214,068	165,700	-	188,774	190,994

Particulars	Unliquidated Balance 31 December 1975	Received or Receivable During 1976	Adjustments And Transfers	Project Costs	Unobligated Balance 31 December 1976
<u>U. S. Department of Health Education and Welfare</u>					
Center for Disease Control-Rabies Control Mexico - United States Border	-	77,062	-	77,062	-
National Institute of Mental Health and National Institute on Alcohol Abuse and Alcoholism- Epidemiology in Alcoholism	-	-	77,571 2/	77,571	-
National Cancer Institute- Latin American Cancer Research Project	-	18,092	-	18,092	-
National Institutes of Health- Conservation of Non-Human Primates	-	96,838	-	94,054	2,784
Conference on use of South American Primates for Biomedical Research	-	5,000	-	4,002	998
Bureau of Health Planning and Resources Development- Health Planning	-	26,832	-	26,832	-
General Funding by National Institutes Of Health	26,464	51,107	(77,571) 2/	-	-
<u>Government of Venezuela</u>					
Environmental Pollution Research Center	-	35,127	-	35,127	-
Veterinary Public Health	193,346	360,308	-	363,249	190,405
IX RICAZ Meeting	-	50,000	-	50,000	-
Voluntary Contribution to AFTOSA	-	12,967	-	12,967	-
Voluntary Contribution to CEPANZU	-	12,967	-	12,967	-
National System of Maintenance and Engineering of Health Care Facilities	-	8,411	-	8,411	-
<u>The Wellcome Trust</u>					
Conference on Mycology	3,117	-	-	3,117	-
Symposium on Research and Control of Onchocerciasis	3,878	-	-	3,878	-
<u>World Health Organization</u>					
Center for Sanitary Engineering and Environmental Sciences	11,000	3,000	-	280	13,720
Emergency Assistance-Guatemala	-	100,000	-	50,196	49,804
Total	<u>1,176,298</u>	<u>5,443,904</u>	<u>2,363</u>	<u>4,401,814</u>	<u>2,216,025</u>

1/ Refunds

2/ Transfer within NIH General Funding for
Specific Projects under PAHO


CARIBBEAN FOOD AND NUTRITION INSTITUTE

CARIBBEAN FOOD AND NUTRITION INSTITUTE
 ADMINISTERED BY PAN AMERICAN SANITARY BUREAU
 STATEMENT OF CARIBBEAN GOVERNMENTS BUDGET SUPPORT
 INCOME AND EXPENDITURES FOR 1976
 (Expressed in U. S. Dollars)

	<u>1974</u>	<u>1975</u>	<u>1976</u>
<u>Income</u>			
Contribution From Caribbean Governments;			
Receipts From Current Assessments	26,772	23,200	88,673
Receipts From Prior Years Assessments	<u>11,654</u>	<u>26,436</u>	<u>37,259</u>
Total Available	<u>38,426</u>	<u>49,636</u>	<u>125,932</u>
 <u>Expenditures</u>			
Personnel Costs	63,190	82,373	86,850
Seminar Costs	3,598	1,452	927
Common Services	<u>5,445</u>	<u>-</u>	<u>-</u>
Total Expenditures	<u>72,233</u>	<u>83,825</u>	<u>87,777</u>
 Net Results From Operations	 <u>(33,807)<u>1/</u></u>	 <u>(34,189) <u>1/</u></u>	 <u>38,155</u>

1/ Advanced from PAHO Funds

For the Director
 Pan American Sanitary Bureau



 Henry F. Cooney
 Chief, Department of Budget and Finance

CARIBBEAN FOOD AND NUTRITION INSTITUTE
ADMINISTERED BY PAN AMERICAN SANITARY BUREAU
STATEMENT OF ASSETS AND LIABILITIES AS OF 31 DECEMBER 1976
(Expressed in U. S. Dollars)

ASSETS

Cash on Hand and In Banks		9,313
Accounts Receivable-		
Quota Contributions Receivable (Schedule 14)	9,473	
Less: Reserves for Uncollected Contributions	<u>9,473</u>	-
Project Expenditures Awaiting Reimbursement		<u>45,335</u>
Total		<u>54,648</u>

LIABILITIES

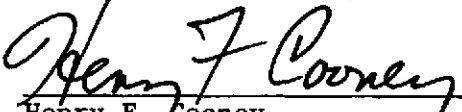
Accounts Payable - PAHO	79,469	
Advance Quota Payments - CFNI	<u>2,755</u>	82,224

<u>TRUST FUNDS</u> (Schedule 15)		9,798
----------------------------------	--	-------

WORKING CAPITAL FUND

Balance 31 December 1975	(75,529)	
Excess of Income over Expenditures 1976	<u>38,155</u>	<u>(37,374)</u>
Total		<u>54,648</u>

For the Director
Pan American Sanitary Bureau



Henry F. Cooney
Chief, Department of Budget and Finance

CARIBBEAN FOOD AND NUTRITION INSTITUTE
ADMINISTERED BY PAN AMERICAN SANITARY BUREAU
STATEMENT OF QUOTA CONTRIBUTIONS DUE FROM MEMBER
COUNTRIES AS OF 31 DECEMBER 1976
(Expressed in U. S. Dollars)

Member Countries	Year	Amount Due 1 January 1976	Collected During 1976	Balance Due 31 December 1976
Antigua	1976	882	475	407
Barbados	1976	9,212	4,982	4,230
	1975	4,982	4,982	-
	1974	4,982	4,982	-
	1973	<u>4,982</u>	<u>4,982</u>	<u>-</u>
		24,158	19,928	4,230
Belize	1976	882	477	405
	1975	477	477	-
	1974	<u>477</u>	<u>477</u>	<u>-</u>
		1,836	1,431	405
British Virgin Islands	1976	186	186	-
Cayman Islands	1976	186	186	-
Dominica	1976	882	-	882
	1975	477	461	16
	1974	<u>435</u>	<u>435</u>	<u>-</u>
		1,794	896	898
Grenada	1976	882	882	-
Guyana	1976	12,152	12,152	-
Jamaica	1976	36,260	36,260	-
	1975	<u>5,177</u>	<u>5,177</u>	<u>-</u>
		41,437	41,437	-
Montserrat	1976	294	-	294
	1975	159	159	-
	1974	159	159	-
	1973	<u>159</u>	<u>159</u>	<u>-</u>
		771	477	294

Member Countries	Year	Amount Due 1 January 1976	Collected During 1976	Balance Due 31 December 1976
St. Kitts, Nevis	1976	882	367	515
	1975	477	477	-
	1974	<u>22</u>	<u>22</u>	-
		1,381	866	515
St. Lucia	1976	882	882	-
St. Vincent	1976	882	-	882
	1975	477	-	477
	1974	477	-	477
	1973	<u>477</u>	<u>-</u>	<u>477</u>
	2,313	-	2,313	
Surinam	1976	5,364	5,364	-
Trinidad & Tobago	1976	26,460	26,460	-
	1975	<u>14,310</u>	<u>14,310</u>	-
		40,770	40,770	-
Turks & Caicos	1976	157	-	157
	1975	85	-	85
	1974	85	-	85
	1973	<u>84</u>	<u>-</u>	<u>84</u>
	411	-	411	
Total		<u>135,405</u>	<u>125,932</u>	<u>9,473</u>

Amounts Consisted Of:

Current Year	96,445	88,673	7,772
Previous Years	<u>38,960</u>	<u>37,259</u>	<u>1,701</u>
	<u>135,405</u>	<u>125,932</u>	<u>9,473</u>

CARIBBEAN FOOD AND NUTRITION INSTITUTE
 ADMINISTERED BY PAN AMERICAN SANITARY BUREAU
 STATEMENT OF TRUST FUND AS OF 31 DECEMBER 1976
 (Expressed in U.S. Dollars)

Particulars	Unobligated Balance 31 December 1975	Received or Receivable During 1976	Contribution To Project Costs	Unobligated Balance 31 December 1976
<u>FORD FOUNDATION</u>				
Development of Social Science Unit at Caribbean Food and Nutrition Institute	13,728	30,055	43,783	-
<u>UNICEF</u>				
Workshop on Food Economics	-	30,925	30,925	-
Nutrition Training Program	-	15,428	15,428	-
Caribbean Food and Nutrition Institute (Maurice Pate Award)	14,360	-	6,542	7,818
Development of Agronomic Policies	-	11,193	11,193	-
Second Workshop on Food Economics (Barbados)	-	1,980	-	1,980
Total	<u>28,088</u>	<u>89,581</u>	<u>107,871</u>	<u>9,798</u>

**INSTITUTE OF NUTRITION OF CENTRAL AMERICA
AND PANAMA**

INSTITUTE OF NUTRITION OF CENTRAL AMERICA AND PANAMA
ADMINISTERED BY THE PAN AMERICAN SANITARY BUREAU
STATEMENT OF REGULAR BUDGET APPROPRIATIONS AND
OBLIGATIONS FOR THE YEAR 1976
(Expressed in U. S. Dollars)

Regular Budget For 1976

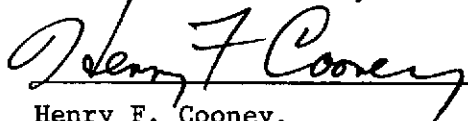
Appropriations

Assessments	250,000
Miscellaneous Income	<u>110,000</u>
Total	<u><u>360,000</u></u>

Obligations And Provisions

Liquidated	357,211
Unliquidated Obligations and Provisions	<u>2,674</u>
Total	<u><u>359,885</u></u>

For the Director
Pan American Sanitary Bureau


Henry F. Cooney,
Chief, Department of Budget and Finance

INSTITUTE OF NUTRITION OF CENTRAL AMERICA AND PANAMA
ADMINISTERED BY THE PAN AMERICAN SANITARY BUREAU
STATEMENT OF INCOME AND EXPENDITURE FOR THE 1976 BUDGET
(Expressed in U. S. Dollars)

INCOME

Contributions from Member Governments

Receipts from 1976 Assessments	115,500	
Receipts from Prior Years' Assessments	<u>243,666</u>	359,166

Miscellaneous Income

Education and Training in Nutrition	48,357	
INCAPARINA Services	10,255	
Sale of Publications	1,893	
Sale of Laboratory Animals and Farm Produce	20,949	
Laboratory Analyses	20,721	
Sale of Equipment	650	
Sundry	<u>13,822</u>	<u>116,647</u>

Total Income		475,813
--------------	--	---------

EXPENDITURES

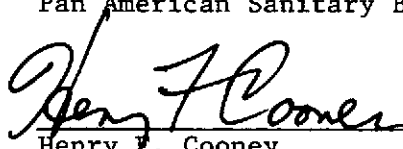
Personnel Costs	204,855	
Duty Travel	10,378	
Supplies and Equipment	40,612	
Common Services	<u>104,040</u>	

Total Expenditures		<u>359,885</u>
--------------------	--	----------------

NET RESULT FROM OPERATIONS

115,928

For the Director
Pan American Sanitary Bureau




Henry F. Cooney
Chief, Department of Budget and Finance

INSTITUTE OF NUTRITION OF CENTRAL AMERICA AND PANAMA
ADMINISTERED BY THE PAN AMERICAN SANITARY BUREAU
STATEMENT OF ASSETS AND LIABILITIES AS OF 31 DECEMBER 1976
(Expressed in U. S. Dollars)

ASSETS		LIABILITIES	
<u>CASH</u>		<u>QUOTA CONTRIBUTIONS RECEIVED IN ADVANCE</u>	
In Banks and on Hand:		Panama	7,450
U. S. Dollar Currency	1,254		
Other Currencies	<u>27,414</u>		
	28,668	<u>UNLIQUIDATED OBLIGATIONS</u>	
		Appropriations for Regular Budget 1976	2,674
		Trust Funds	<u>33,693</u>
			36,367
<u>INVESTMENTS</u>		<u>ACCOUNTS PAYABLE</u>	
Securities at Cost:			28,906
Fixed Term Time Deposit (Interest Rate 5 1/2% Maturing 15 June 1977)	550,000	<u>PROVISION FOR ACCRUED ANNUAL LEAVE, TERMINAL AND OTHER ENTITLEMENT PAYMENTS</u>	
Municipal Water Shares (Market Value \$10,500)	<u>10,380</u>		61,574
	560,380		
		<u>PROVISION FOR STAFF INCOME TAX REIMBURSEMENT</u>	
			673
<u>ACCOUNTS RECEIVABLE</u>		<u>ACCRUED PROVIDENT FUND</u>	
Quota Contributions Receivable (Schedule 16)	904,907		404,736
Less: Reserve for Uncollected Contributions	<u>904,907</u>		
	-	<u>TRUST FUNDS</u> (Schedule 17)	
			187,764
Sundry Debtors and Deferred Charges	979,668	<u>PAN AMERICAN HEALTH ORGANIZATION</u>	
Less: Reserve for Doubtful Accounts	<u>61,261</u>	(Balance due to PAHO Inter-Office Funding of Activities) (Exhibit 3)	454,681
	918,407		
		<u>WORKING CAPITAL FUND</u>	
<u>SUPPLIES INVENTORY</u>		Unrestricted Balance as of 31 December 1975	189,985
	69,581	Excess of Income over Expenditures	115,928
		Returned from Staff Provident Fund	638
<u>CAPITAL ASSETS</u>		Contribution Received against Assessment to Increase Fund (Schedule 16)	<u>8,334</u>
Building Improvements	55,678	Unrestricted Balance as of 31 December 1976	314,885
Less: Reserve for Building Improvements	<u>55,678</u>	Reserved for Equipment	30,000
	-	Reserved for Supplies and Inventory	<u>50,000</u>
			<u>394,885</u>
Total	<u>1,577,036</u>	Total	<u>1,577,036</u>

For the Director
Pan American Sanitary Bureau


Henry F. Cooney
Chief, Department of Budget and Finance

INSTITUTE OF NUTRITION OF CENTRAL AMERICA AND PANAMA
STATEMENT OF QUOTA CONTRIBUTIONS DUE FROM MEMBER COUNTRIES
AS OF 31 DECEMBER 1976
(Expressed in U. S. Dollars)

	Balance Due 31 December 1975	Assessments 1976	Collected During 1976	Balance Due 31 December 1976
<u>REGULAR BUDGET</u>				
Costa Rica	227,582	35,000	35,000	227,582
El Salvador	181,250	42,500	160,000	63,750
Guatemala	-	78,250	78,250	-
Honduras	297,454	26,000	17,666	305,788
Nicaragua	299,454	31,000	31,000	299,454
Panama	-	37,250	37,250	-
	<u>1,005,740</u>	<u>250,000</u>	<u>359,166</u>	<u>896,574</u>
<u>WORKING CAPITAL FUND INCREASE</u>				
Honduras	8,334	-	8,334	-
Nicaragua	8,333	-	-	8,333
Total Working Capital Fund Increase	<u>16,667</u>	<u>-</u>	<u>8,334</u>	<u>8,333</u>
GRAND TOTAL	<u><u>1,022,407</u></u>	<u><u>250,000</u></u>	<u><u>367,500</u></u>	<u><u>904,907</u></u>

INSTITUTE OF NUTRITION OF CENTRAL AMERICA AND PANAMA
ADMINISTERED BY THE PAN AMERICAN SANITARY BUREAU
STATEMENT OF TRUST FUNDS AS OF 31 DECEMBER 1976
(Expressed in U. S. Dollars)

Particulars	Unobligated Balance 31 December 1976	Received or Receivable During 1976	Contribution To Project Cost	Unobligated Balance 31 December 1976
<u>A.I.D.</u>				
Effect of Protein-Calorie Interventions on Human Growth, Morbidity and Mortality	-	82,333	82,333	-
Fortification of Sugar with Iron: Field Study	-	41,271	41,271	-
Evaluation of Sugar Fortification with Vitamin "A"	-	127,182	127,182	-
Conference on the Nutritional Improvement of Corn and Corn Fortification	-	31,117	31,117	-
Analysis of Nutrition Data from Central America and Panama	-	10,846	10,846	
Influence of Maternal Nutrition on Infant Mortality and Morbidity	-	49,319	49,319	
Regional Nutrition		238,442	233,051	5,391
<u>Asociación de Azucareros de Costa Rica y Guatemala</u>				
Premix of Sugar with Vitamin "A"	17,828	63,517	23,572	57,773
<u>Badische Anelin UND Soda Fabriken</u>				
INCAP Library	-	3,829	45	3,784
<u>Development Research Center - Canada</u>				
Development of Practical and Economic Rations for Cattle and Swine Using High Levels of Coffee Pulp	45,123	49,197	94,320	-
<u>Ford Foundation</u>				
Development of a Nutrition-Oriented Social Science Program	8,299	145,130	153,429	-
<u>Fundación para la Alimentación de Centro América y Panamá</u>				
Studies on Animal Nutrition and Food Science	-	6,729	6,729	
<u>Government of Guatemala</u>				
Influence of Nutrition on Different Health Aspects of Agricultural Laborers	-	77,501	76,737	764
<u>Government of Nicaragua</u>				
INCAP Technical Assistance to Nicaragua	-	5,402	5,402	-
<u>Harvard University</u>				
Monkey Colony	-	17,125	17,125	-
<u>Josiah Macy, Jr., Foundation</u>				
Training in Pediatrics, Nutrition and Public Health	7,481	45,019	49,856	2,644

Particulars	Unobligated Balance 31 December 1976	Received or Receivable During 1976	Contribution To Project Cost	Unobligated Balance 31 December 1976
<u>Nestle Foundation</u>				
Nestle Fellowships	762	4,000	2,224	2,538
Rebuilding Experimental Kitchen and Surveillance in Santa Maria Cauqué	-	5,000	3,379	1,621
<u>Noel W. Solomons</u>				
Special Tutorial Training in Clinical Nutrition	-	5,290	5,290	-
<u>Pan American Health and Education Foundation</u>				
Food and Nutrition Policies	-	109,068	109,068	-
Application of Modern Data Processing Techniques to Nutrition Research	-	11,880	11,880	-
Strengthening and Integration of Nutrition Program	-	2,930	1,524	1,406
Surveillance of Salt Iodization in Nicaragua	-	588	588	-
Training and Research in Food Sciences and Animal Nutrition	-	430,201	416,452	13,749
Cross-Cultural Studies in Cognitive Development	-	22,563	18,781	3,782
Symposium of Agricultural and Economic Development of Nutrition in the Tropics	1,228	-	-	1,228
Sociodemographic and Biological Deter- minants of Natural Fertility in Guatemala Villages	-	15,565	15,565	-
Effect of Modern Health Practices on Infant Health	94	48,358	41,293	7,159
Post-Earthquake Functional Recovery of INCAP research	-	6,502	6,502	-
Iron Supplementation	-	23,797	23,797	-
Interventions in the Health Sector	-	70,015	70,015	-
Nutrition and Productivity of Agricultural Workers	-	59,295	59,295	-
<u>Rockefeller Foundation</u>				
Social Science and Biomedical Interrelationship among Nutrition, Child Health and Development, and Fertility	-	103,484	54,961	48,523
<u>Rutgers University</u>	660	-	448	212
<u>United Nations University of Tokyo</u>				
World Hunger	-	84,101	84,101	-
<u>University of Florida</u>				
Studies on Mineral Nutrition and Bioeconomics Response to Mineral Supplementation of Cattle	-	5,109	5,109	-
<u>University of North Carolina</u>				
Studies of Intestinal Malabsorption	21,962	245,386	267,348	-

Particulars	Unobligated Balance 31 December 1976	Received or Receivable During 1976	Contribution To Project Cost	Unobligated Balance 31 December 1976
<u>U. S. Department of Health, Education, and Welfare</u>				
<u>National Institutes of Health</u>				
Interaction Between Malnutrition and Infection Studies	-	61,659	61,659	-
Nutrition Study on Growth and Development Amino Acid Requirements of Pre-school Age Children	-	671,868	671,868	-
Assessments of Nutritional Losses due to Malabsorption	-	60,412	60,412	-
	-	84,592	84,592	-
<u>World Health Organization</u>				
Human Testing of Protein-Rich Food Mixtures	9,879	-	9,690	189
Protein Requirements of Pre-School Children Studies on Iron Supplementation and Fortification of Food	5,005	15,000	11,184	8,821
Collaborative Study on Breast Feeding	-	10,000	9,832	168
	-	15,300	10,120	5,180
<u>CONTRIBUTIONS</u>				
Fund for Education	832	-	-	832
<u>TRANSFERS</u>				
<u>Pan American Health Organization</u>				
Assistance to Applied Nutrition Training and Research Program	88,026	12,000	78,026	22,000
Total	207,179	3,177,922	3,197,337	187,764

CARIBBEAN EPIDEMIOLOGY CENTER

CARIBBEAN EPIDEMIOLOGY CENTER
 ADMINISTERED BY THE PAN AMERICAN SANITARY BUREAU
 STATEMENT OF INCOME AND EXPENDITURE FOR THE 1976 BUDGET
 (Expressed in U. S. Dollars)

INCOME

Contributions From Member Governments:

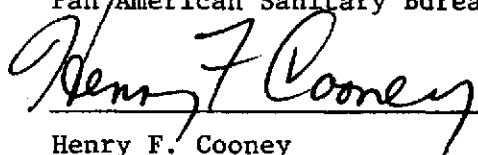
Receipts from 1976 Assessments (Schedule 18)	337,652	
Receipts from Prior Years Assessments	<u>18,002</u>	355,654
Miscellaneous Income		2,493
Excess of Reserve for Unliquidated Obligations 1975		<u>1,782</u>
Total Income		<u>359,929</u>

EXPENDITURE

Personnel Costs	178,053	
Short Term Consultants	850	
Duty Travel	8,675	
Seminars	8,911	
Fellowship	786	
Supplies and Equipment	71,736	
Improvements - Premises	9,964	
Common Services	<u>24,747</u>	
Total Expenditures		<u>303,722</u>

NET RESULT FROM OPERATIONS		<u><u>56,207</u></u>
----------------------------	--	----------------------

For the Director
 Pan American Sanitary Bureau




Henry F. Cooney
 Chief, Department of Budget and Finance

CARIBBEAN EPIDEMIOLOGY CENTER
ADMINISTERED BY THE PAN AMERICAN SANITARY BUREAU
STATEMENT OF ASSETS AND LIABILITIES AS OF 31 DECEMBER 1976
(Expressed in U. S. Dollars)

ASSETS		LIABILITIES	
<u>CASH</u>		<u>QUOTA CONTRIBUTIONS RECEIVED IN ADVANCE</u>	
In Banks and on Hand-		Government of Guyana	317
U. S. Dollar Currency	33,883	Government of St. Kitts-Nevis-Anguilla	<u>107</u> 424
Other Currency	<u>41,236</u> 75,119		
		<u>UNLIQUIDATED OBLIGATIONS</u>	
		Appropriations for Budget 1976	35,479
<u>INVESTMENTS</u>		<u>SPECIAL FUNDS</u>	
Securities at Cost-		Trust Funds (Schedule 19)	19,445
Fixed Term Time Deposit	16,000	Accrued Provident Fund	16,850
		Housing Fund -	
		Opening Balance	17,010
		Excess of Expenditures	
		over Income in 1976	<u>(1,312)</u> <u>15,698</u> 51,993
<u>ACCOUNTS RECEIVABLE</u>		<u>PAN AMERICAN HEALTH ORGANIZATION</u>	
Quota Contributions		Balance due to PAHO Inter-Office	
Receivable (Schedule 18)	19,562	Funding of Activities (Exhibit 3)	95,441
Less:		<u>WORKING CAPITAL FUND</u>	
Reserve for Unliquidated		Balance as of 31 December 1975	15,765
Contributions	(19,562) -	Excess of Income over Expenditures	56,207
Project Expenditure		Returned from Staff Provident Fund	<u>206</u> <u>72,178</u>
Awaiting Reimbursement	<u>164,396</u>		
Total	<u>255,515</u>	Total	<u>255,515</u>

For the Director
Pan American Sanitary Bureau


Henry F. Cooney
Chief, Department of Budget and Finance

CARIBBEAN EPIDEMIOLOGY CENTER
 ADMINISTERED BY THE PAN AMERICAN SANITARY BUREAU
 STATEMENT OF QUOTA CONTRIBUTIONS DUE FROM MEMBER
 COUNTRIES AS OF 31 DECEMBER 1976
 (Expressed in U. S. Dollars)

Member Countries	Year	Amount Due 1 January 1976	Collected During 1976	Balance Due 31 December 1976
Anguilla	1976	205	205	-
Antigua	1976	1,098	-	1,098
	1975	<u>651</u>	<u>-</u>	<u>651</u>
		1,749	-	1,749
Bahamas	1976	7,340	7,340	-
Barbados	1976	11,504	11,504	-
Belize	1976	1,098	392	706
	1975	<u>651</u>	<u>651</u>	<u>-</u>
		1,749	1,043	706
Bermuda	1976	1,295	1,295	-
British Virgin Islands	1976	231	231	-
Cayman Islands	1976	231	231	-
Dominica	1976	1,098	1,098	-
	1975	<u>651</u>	<u>651</u>	<u>-</u>
		1,749	1,749	-
Grenada	1976	1,098	-	1,098
	1975	<u>651</u>	<u>-</u>	<u>651</u>
		1,749	-	1,749
Guyana	1976	15,173	15,173	-
Jamaica	1976	45,276	41,500	3,776
Montserrat	1976	366	-	366
	1975	<u>217</u>	<u>-</u>	<u>217</u>
		583	-	583

Member Countries	Year	Amount Due 1 January 1976	Collected During 1976	Balance Due 31 December 1976
St. Kitts-Nevis-	1976	893	893	-
St. Vincent	1976	1,098	-	1,098
	1975	<u>651</u>	<u>-</u>	<u>651</u>
		1,749	-	1,749
St. Lucia	1976	1,098	-	1,098
Trinidad & Tobago	1976	173,345	173,345	-
	1975	<u>16,584</u>	<u>16,584</u>	<u>-</u>
		189,929	189,929	-
Turks And Caicos Islands	1976	197	-	197
	1975	<u>116</u>	<u>116</u>	<u>-</u>
		313	116	197
United Kingdom Overseas Development	1976	92,400	84,445	7,955
Total		<u>375,216</u>	<u>355,654</u>	<u>19,562</u>
Amounts Consisted Of:				
Current Year		355,044	337,652	17,392
Previous Year		<u>20,172</u>	<u>18,002</u>	<u>2,170</u>
		<u>375,216</u>	<u>355,654</u>	<u>19,562</u>

CARIBBEAN EPIDEMIOLOGY CENTER
 ADMINISTERED BY THE PAN AMERICAN SANITARY BUREAU
 STATEMENT OF TRUST FUNDS AS OF 31 DECEMBER 1976
 (Expressed in U. S. Dollars)

Particulars	Unobligated Balance 31 December 1975	Received or Receivable During 1976	Contribution To Project Costs	Unobligated Balance 31 December 1976
<u>Commonwealth Caribbean Regional Secretariat</u>				
For the Development and Implementation of the Plan for Caribbean and Epidemiology Surveillance	-	80,224	80,224	-
<u>Medical Research Council</u>				
Epidemiological Study of Myocardial Ischemia, High Density Lipoprotein and Other Coronary Risk Factors	-	9,901	9,901	-
Study on Human Filarias and their Vectors in Trinidad	-	17,410	17,410	-
Epidemiology of Leptospirosis in Trinidad and Grenada	-	11,709	11,709	-
Epidemiology of Rabies	-	172	172	-
<u>Ministry of Overseas Development</u>				
Laboratory Equipment	-	17,862	873	16,989
<u>Pan American Health Organization</u>				
Assistance for the Study of Hepatitis B in the Caribbean	2,000	-	272	1,728
<u>Rockefeller University</u>				
Salary for Laboratory Assistant	3,467	-	2,739	728
Total	<u>5,467</u>	<u>137,278</u>	<u>123,300</u>	<u>19,445</u>

**FINANCIAL REPORT OF THE
PAN AMERICAN HEALTH AND EDUCATION FOUNDATION**

FINANCIAL REPORT
PAN AMERICAN HEALTH AND EDUCATION FOUNDATION

Introduction

The financial report for the year 1976 for the Pan American Health and Education Foundation (PAHEF) is presented as follows:

Medical Textbook Program

- Exhibit 12 Comparative Statement of Income and Expense
- Exhibit 13 Comparative Statement of Assets and Liabilities
- Exhibit 14 Statement of Operations Account
- Exhibit 15 Comparative Statement of Medical Textbook Program Funding
- Schedule 20 PAHEF Book Purchases
- Schedule 21 Distribution of Medical Textbooks

Trust Funds and General Program

- Exhibit 16 Statement of Resources and Expenditures
- Exhibit 17 Statement of Assets and Liabilities
- Schedule 22 Statement of Health Program by Grantor or Other Source of Funds

With the permission of the Director of the Pan American Sanitary Bureau and in accordance with the Financial Rules of PAHEF, this report is published in PAHO Official Document No. 147.

PAHEF is a nonprofit foundation incorporated under the laws of the District of Columbia of the United States of America to mobilize financial and human resources for improvement of health and education. Under its Articles of Incorporation, the Foundation is committed, among other purposes, "to advance the fundamental objectives of the Pan American Health Organization."

PAHEF has been determined (June 1970) by the U.S. Internal Revenue Service to be exempt from federal income tax under Section 501 (c) (3) of the Internal Revenue Code. Donations to PAHEF are deductible with respect to U.S. federal income, estate, and gift taxes. In addition, PAHEF has been classified (December 1972) as a nonprivate foundation because it is an organization described in the Internal Revenue Code Section 509 (a) (1).

The Foundation has a close cooperative relationship with PAHO, which is embodied in the basic agreement signed by the Director of PASB and the President of the Foundation in April 1970. The two most important provisions of the agreement are that the Foundation will seek the technical approval

of PAHO for its projects, and that the two organizations will undertake joint programs to be carried out under the technical and administrative supervision of PAHO.

The program administration and the financial management of PAHEF are carried out according to program policies and financial rules established by its Board of Trustees.

Medical Textbook Program

The objective of this program is to purchase medical textbooks, which have been selected on the recommendation of outstanding professors nominated by schools of medicine, in mass quantities for sale at cost to medical students in Latin America. The program is carried out jointly with PAHO. It is financed from a loan of \$2,000,000 from the Inter-American Development Bank (IDB) (5 February 1971) to create a revolving capital fund which is replenished by income from book sales. By agreement, PAHO will contribute \$100,000 annually for twenty years to repay the loan principal. The first payment was made in 1976.

The first book purchase contracts were signed in November 1971. By the end of 1976, 494,763 copies had been purchased, including finished books bought from publishers and books printed under contract. Twenty-nine different textbooks in 16 disciplines are involved (See Schedule 20). To achieve lowest possible cost for students, books are purchased in as large quantities as possible, after taking into consideration the following factors: Number of books which can be sold before appearance of a new edition or selection of another text; availability of capital; and costs of warehousing, insurance, and interest on capital. The size of the inventory reflects the fact that it includes books in the publisher's warehouse waiting to be shipped, books in transit, and books in schools until they are sold and the sales reported to Washington.

Significant cost savings for the benefit of students have been achieved for some books by buying printing rights and contracting for the printing. Where printing rights are not available, finished books are purchased from publishers. Because the program is achieving its objective of expanding the use of textbooks, publishers have benefited from the enlarged market and have cooperated willingly.

Sales to students started in the fall semester of 1972 and reached a total of 314,917 by the end of 1976 (See Schedule 21). Sales increased rapidly through 1975. In 1976 sales dropped 7% from 1975. The principal reason was the inadequate number of books available at the schools due to reduction of mass purchases and shipping delays. Another negative factor was the sharp devaluation in some countries which caused corresponding price rises for students in national currencies. In 1977 the supply of books will be more adequate so that growth will be resumed but on a more modest scale. Additional capital will be needed to meet increasing demand in future years.

The financial report shows that the program is in sound financial condition with an unrestricted balance of \$427,780 in the Operations Account. This situation was obtained in spite of the fact that in 1976 a large amount (\$76,609) was written off for books lost in transit. These losses, added

to losses written off in earlier years, amount to 4.96% of the cost of books sold during the same period. This loss rate is unfortunate but is less than the 8% provided for losses in the price structure and less than the cost of insurance which is 7.5% for certified mail, the shipping method used for most books. Two schools suffered losses because of defalcations by their employees in charge of selling books. Payment from these schools is expected and has been partially made.

In order to meet the demand of countries for expansion of the program to include other professions and health workers at all levels, the Director of PASB and the Executive Secretary of PAHEF have been negotiating with IDB for an additional loan. The Governing Bodies of PAHO have authorized the Director of PASB to guarantee such a loan if the conditions are satisfactory. Negotiations are well advanced, and it is hoped that the loan, if and when granted, will finance, in addition to textbooks, instructional materials such as manuals, teaching modules, and audiovisual kits for training of personnel in primary health care programs.

Trust Funds and General Program:

Trust Funds

Contributions from any source are accepted by PAHEF, provided they are given for projects which are found by the Board of Trustees to be consistent with the objectives of the Foundation and which have the technical approval of PAHO. All grants and donations made for specified activities are treated as trust funds and are used exclusively for the purposes given and accounted for separately. PAHEF receives and administers such funds to support health and education projects to be carried out under the technical and administrative supervision of PAHO. Contributions come from a variety of private and public foundations and organizations, national and international agencies, private corporations, and individuals. The funds for these projects are treated as trust funds and are identified separately in the financial report, in Exhibits 16 and 17. The grantors and donors and the individual projects are listed in the Statement of Health Program by Grantor or Other Source of Funds, Schedule 22.

The Trust Fund Program for 1976 included 54 projects costing \$1,587,694. The major part of the Program was in nutrition, with projects in training, research, and applied nutrition being carried out at the Institute of Nutrition of Central America and Panama (INCAP) and in various countries. Communicable diseases, dental health, and education and training also had substantial programs. Among the grantors and donors, the two largest were the W.K. Kellogg Foundation and the Research Corporation.

General Funds

The general funds available for projects are very modest, but projects costing \$12,248 were financed in 1976, as shown in Schedule 22. PAHEF is not financially able to support large programs with its general funds, but its strategic location and contacts with health activities enable it to identify situations where a small amount of money can supply the impetus or fill a critical gap to produce effective health programs.

General funds also are used to meet administrative costs. Administrative expenses paid by PAHEF amounted to \$54,017. The value of the noncash contribution of PAHO to the Trust Fund and General Fund projects, in the form of technical and administrative supervision and general overhead, has been estimated at \$479,983.

HOWELL AND COMPANY
MEMBERS AMERICAN INSTITUTE OF
CERTIFIED PUBLIC ACCOUNTANTS

SUITE 917
1010 VERMONT AVENUE
WASHINGTON, D. C. 20005
(202) 783-3871

WASHINGTON, D. C.
NEW YORK, NEW YORK

To the Board of Trustees
Pan American Health and Education Foundation
Washington, D.C.

REPORT OF THE AUDITORS

We have examined the following financial statements and supporting schedules of the Pan American Health and Education Foundation:

- EXHIBIT 12: Comparative Statement of Income and Expense - Medical Textbook Program - as of 31 December 1975 and 1976
- EXHIBIT 13: Comparative Statement of Assets and Liabilities Medical Textbook Program - as of 31 December 1975 and 1976
- EXHIBIT 14: Medical Textbook Program - Statement of Operations Account - as of 31 December 1976
- EXHIBIT 15: Comparative Statement of Medical Textbook Program Funding 1971 through 1976
- EXHIBIT 16: Statement of Resources and Expenditures - Trust Funds and General Program for year ended 31 December 1976
- EXHIBIT 17: Statement of Assets and Liabilities - Trust Funds and General Funds - as of 31 December 1976

Our examination was made in accordance with generally accepted auditing standards and accordingly included such tests of the accounting records and such other auditing procedures as we considered necessary in view of the terms of the restricted and unrestricted trust funds made available to the Foundation, the provisions of the Inter-American Development Bank loan for the medical textbook program, the PASB/PAHEF agreement of April 1970, and the PAHO and PAHEF Financial Regulations.

In our opinion, the above-cited Exhibits and the accompany Notes to the Financial Statements present fairly the financial position of the Foundation.


Howell and Company

April 19, 1977

PAN AMERICAN HEALTH AND EDUCATION FOUNDATION
 MEDICAL TEXTBOOK PROGRAM
 COMPARATIVE STATEMENT OF INCOME AND EXPENSE FOR THE YEARS
 ENDED 31 DECEMBER 1975 AND 31 DECEMBER 1976
 (Expressed in U.S. Dollars)

	<u>1975</u>	<u>1976</u>
<u>INCOME</u>		
From sales of books	1,460,267	1,434,287
Less: Cost of sales	<u>1,108,590</u>	<u>1,062,478</u>
Gross margin from sales of books	351,677	371,809
Investment Income	<u>20,290</u>	<u>13,453</u>
	<u>371,967</u>	<u>385,262</u>
 <u>OPERATING EXPENSES</u>		
Personnel costs	140,871	148,542
Contractual services	19,329	11,996
Selection Committee expenses	14,648	14,745
Travel expenses	7,249	8,895
Promotion expenses	22,386	3,517 ^{1/}
Currency exchange difference	5,773	-0- ^{3/}
Textbooks lost or damaged	29,135	619
Payment to universities	36,507	35,357 ^{4/}
Service cost and office expenses	5,759	1,897
Supplies	7,809	2,547
Miscellaneous	<u>3,428</u>	<u>2,729</u>
	292,894	230,844
Less: PAHO Contribution to Operating Expenses	<u>120,000</u>	<u>10,000</u>
	172,894	220,844
Finance Cost: Interest, Commitment and Inspection Fee	<u>60,345</u>	<u>57,686</u>
	233,239	278,530
NET OPERATING INCOME	138,728	106,732
PAHO Contribution for IADB loan amortization	<u>-0-</u>	<u>100,000</u>
	138,728	206,732
Less: Extraordinary charges	<u>-0-</u>	<u>95,662 ^{2/}</u>
NET PROGRAM'S INCOME	<u>138,728</u>	<u>111,070</u>


^{1/} Includes \$2,984 worth of books used for promotion.


^{2/} Represents:

- (a) \$76,609 being charge for losses of inventory - intransit, shipped during the years 1972 to January 1976 (some future recoveries possible).
- (b) Losses of \$19,053 for sales collections not received.

^{3/} Exchange difference losses of \$20,689 during the year were absorbed by PAHO in accordance with PAHO/PAHEF Agreement.

^{4/} Payment to schools of medicine, or individuals responsible for textbook administration designated by them, as an incentive to promote sales and improve administration.


 Executive Secretary


 Assistant Treasurer

PAN AMERICAN HEALTH AND EDUCATION FOUNDATION
 MEDICAL TEXTBOOK PROGRAM
 COMPARATIVE STATEMENT OF ASSETS AND LIABILITIES
 AS OF 31 DECEMBER 1976
 (Expressed in U.S. Dollars)


	<u>1975</u>	<u>1976</u>
ASSETS		
Cash in bank	2,786	7,358
Accounts Receivable -		
From PAHO ^{1/}	144,362	600,652
From Schools	11,842	32,734
Less: Provision for uncollectibles	<u>-0-</u>	<u>19,053</u>
Prepaid air freight of books	33,676	23,993
Prepaid rights (with publishers)	-0-	33,875
Inventory of books	2,199,497	1,693,765 ^{2/}
Printing contract in process	<u>318,100</u>	<u>511,287</u>
Total	<u>2,710,263</u>	<u>2,884,611</u>
LIABILITIES		
Short term (payable within one year) -		
On finished books	150,294	26,905
On books in process including purchase of rights	205,579	313,387
On Newsletter and procedural manuals	914	-0-
Accrued interest and commitment fee	22,711	23,412
Accrued amounts payable to universities	<u>42,611</u>	<u>47,590</u>
Principal IADB Loan ^{3/}	<u>-0-</u>	<u>100,000</u>
Long term -		
Freight insurance and warehousing on finished books	46,460	35,986
IADB Loan ^{3/}	1,860,551	1,909,551
Less: Amortization to date	<u>-0-</u>	<u>100,000</u>
Total Liabilities	<u>1,860,551</u>	<u>1,809,551</u>
Operation Account (Exhibit)	<u>381,143</u>	<u>527,780</u>
TOTAL	<u>2,710,263</u>	<u>2,884,611</u>

^{1/} Invested by PAHO on behalf of PAHEF

^{2/} Net of inventory reduction of \$76,609 for the estimated cost of losses of inventory in transit (subject to some possible recoveries in the future)

^{3/} Status of IADB Loan Credit -

Total	\$2,000,000.
Withdrawals	<u>1,909,551</u>
Available	\$ 90,449


 Executive Secretary


 Assistant Treasurer

PAN AMERICAN HEALTH AND EDUCATION FOUNDATION
MEDICAL TEXTBOOK PROGRAM
STATEMENT OF OPERATIONS ACCOUNT
AS OF 31 DECEMBER 1976
(Expressed in U. S. Dollars)

Operation Account, as of 31 December 1975		381,143
<u>Increases Operation during 1976</u>		
Net Program's Income (1976)	11,070	
Income from Excess of Reserves for prior years unliquidated obligations	26,381	
Overstatement of PAHO contribution from prior years	<u>9,186</u>	<u>46,637</u>
Operation Account, as of 31 December 1976		<u>427,780</u>
Balance restricted to pay amortization installment of Principal - IADB Loan		100,000

Clarence H. Moore
Executive Secretary

Jack D. Anderson
Assistant Treasurer

PAN AMERICAN HEALTH AND EDUCATION FOUNDATION
 COMPARATIVE STATEMENT OF MEDICAL TEXTBOOK PROGRAM FUNDING
 (Expressed in U.S. Dollars)

	<u>1971 - 1975</u>	<u>1976</u>	<u>Total to Date</u>
<u>FUNDS WERE PROVIDED BY</u>			
IADB Loan withdrawals	1,860,551	49,000	1,909,551
PAHO Contribution to operating expenses	590,168	10,000	600,168
PAHO Contribution - IADB Loan <u>4/</u>	-0-	100,000	100,000
Investment Income	130,686	13,453	144,139
Transfer of Inventory to PAHO	100,011	-0-	100,011
Proceeds from sales of books	2,926,129	1,434,287	4,360,416
Adjustments from prior periods	-0-	30,957	30,957
	<u>5,607,545</u>	<u>1,637,697</u>	<u>7,245,242</u>
 <u>FUNDS WERE APPLIED TO</u>			
Operating expenses	797,488 <u>1/</u>	227,860 <u>2/</u>	1,025,348
Financing cost	200,849	57,686	258,535
Prepaid rights with publishers	-0-	33,875	33,875
Payments for books	4,481,864	834,390	5,316,254 <u>3/</u>
Reduction of long term debt IADB Loan	-0-	100,000	100,000
Net of cash and receivables less payables	127,344	383,886	511,230
	<u>5,607,545</u>	<u>1,637,697</u>	<u>7,245,242</u>

1/ Does not include non-cash expenses of \$52,642

2/ Does not include non-cash expenses of \$98,646, of which \$95,662 represents extraordinary charges

3/ This figure represents a total of \$5,131,679 paid for printed books plus a total of \$184,575 paid against 40% due under contracts for books in the process of being printed.

4/ To pay amortization installment of principal


 Executive Secretary


 Assistant Treasurer

PAN AMERICAN HEALTH AND EDUCATION FOUNDATION
 BOOK PURCHASES - MEDICAL TEXTBOOK PROGRAM
 1971 - 1976
 (Expressed in U. S. Dollars)

Title	Author	No. of Books	Contract Price		Balance Due
			Storage and Postage	Payment	
<u>Printed Books</u>					
Anatomía	Gardner	15,000	160,500	160,500	-
Bioquímica	Laguna	16,739	94,912 <u>4/</u>	93,892	1,020
Embriología	Langman	36,000	183,830 <u>4/</u>	180,274	3,556
Embriología <u>1/</u>	Langman	5,000	24,225	24,225	-
Epidemiología, Tomo I	Armijo	7,722	29,690 <u>4/</u>	27,962	1,728
Epidemiología	Mac Mahon	2,000	11,440	11,000	440
Farmacología	Kuschinsky	22,261	52,826	49,827	2,999
Fisiología médica	Ganong	20,000	172,320 <u>4/</u>	166,820	5,500
Fisiología humana	Houssay	17,315	183,894	183,894	-
Ginecología <u>1/</u>	Novak	2,000	22,000	22,000	-
Ginecología	Novak	22,000	235,143 <u>4/</u>	235,143	-
Histología	Ham	31,000	450,162 <u>4/</u>	450,162	-
Medicina interna	Cecil-Loeb	27,000	346,172 <u>4/</u>	346,172	-
Medicina interna	Harrison	31,972	455,598 <u>4/</u>	450,714	4,884
Microbiología	Jawetz	35,020	208,133 <u>4/</u>	203,548	4,585
O Companheiro do Estudante de Medicina, Volume I <u>1/</u>	Passmore	2,000	37,500	37,500	-
Obstetricia <u>1/</u>	Rezende	10,000	155,550	155,550	-
Obstetricia	Williams	23,000	284,750	284,750	-
Patología	Correa	13,404	119,807 <u>4/</u>	115,064	4,743
Patología estructural	Robbins	26,416	279,828 <u>4/</u>	279,828	-
Patología quirurgica	Davis	33,000	602,914 <u>4/</u>	598,145	4,769
Parasitología clínica	Craig-Faust	18,000	195,000	195,000	-
Pediatría	Nelson	26,998	378,909	378,909	-
Psiquiatría clínica	Kolb	7,434	47,807	45,659	2,148
Química fisiológica	Harper	9,074	46,240	39,491	6,749
Tratado de enseñanza integrada de la medicina					
Volume I	Passmore	12,052	128,996	126,165	2,831
Volume II	Passmore	12,356	124,535	120,921	3,614
Volume III- Part 1	Passmore	5,000	72,000	72,000	-
Volume III- Part 2	Passmore	5,000	72,000	72,000	-
Sub-total		494,763	5,176,681	5,127,115	49,566
1,000 Slide sets - Histología	Ham	-	4,564	4,564	-

Title	Author	No. of Books	Contract Price Storage and Postage	Payment	Balance Due
<u>Printing In Process 2/</u>					
Ginecología	Novak	10,000	131,900	50,480	81,420
Histología	Ham	5,000	86,585	48,845	37,740
Medicina interna	Harrison	5,000 3/	77,002	-	77,002
Obstetricia	Williams	6,000	82,500	33,000	49,500
Pediatría	Nelson	6,000	90,000	36,000	54,000
Química fisiológica	Harper	5,000	43,300	16,250	27,050
Tratado de enseñanza integrada de la medicina Volume III - Part 1 & 2	Passmore	7,000 3/	33,875	33,875	-
Sub-total		44,000	545,162	218,450	326,712
Total		538,763	5,726,407	5,350,129	376,278

1/ Portuguese - All others in Spanish

2/ Contracted during the year but not completed as of 31 December 1976

3/ Estimated number of books to be printed

4/ Adjusted for unliquidated obligations not needed

PAN AMERICAN HEALTH AND EDUCATION FOUNDATION
DISTRIBUTION OF MEDICAL TEXTBOOKS
AS OF 31 DECEMBER 1976

Title	Author	Number of Books Purchased	Number of Books Sold		Total Sold	Disposition Cumulative <u>2/</u>	Inventory
			1972-1975	1976			
Anatomía	Gardner	15,000	10,902	1,914	12,816	308	1,876
Bioquímica	Laguna	16,739	9,509	2,943	12,452	207	4,080
Embriología	Langman	36,000	16,536	6,511	23,047	514	12,439
Embriología <u>1/</u>	Langman	5,000	3,389	964	4,353	76	571
Epidemiología, Tomo I	Armiijo	7,722	-	329	329	66	7,327
Epidemiología	Mac Mahon	2,000	-	4	4	187	1,809
Farmacología	Kuschinsky	22,261	16,313	2,824	19,137	785	2,339
Fisiología médica	Canong	20,000	1,330	4,192	5,522	361	14,117
Fisiología humana	Houssay	17,315	12,804	1,545	14,349	678	2,288
Ginecología <u>1/</u>	Novak	2,000	-	435	435	1	1,564
Ginecología	Novak	22,000	14,136	3,297	17,433	449	4,118
Histología	Ham	31,000	14,615	8,722	23,337	1,488	6,175
Medicina interna	Cecil-Loeb	27,000	23,419	1,040	24,459	689	1,852
Medicina interna	Harrison	31,972	7,991	11,018	19,009	603	12,360
Microbiología	Jawetz	35,020	17,226	6,485	23,711	785	10,524
O Companheiro Do Estudante De Medicina, Volume I <u>1/</u>	Passmore	2,000	99	105	204	110	1,686
Obstetricia <u>1/</u>	Rezende	10,000	5,503	2,026	7,529	109	2,362
Obstetricia	Williams	23,000	10,848	7,693	18,541	767	3,692
Patología	Correa	13,404	792	1,916	2,708	244	10,452
Patología estructural	Robbins	26,416	20,865	2,904	23,769	518	2,129
Patología quirúrgica	Davis	33,000	12,976	6,897	19,873	834	12,293
Parasitología Clínica	Craig-Faust	18,000	6,254	3,487	9,741	435	7,824
Pediatría	Nelson	26,998	15,699	6,118	21,817	400	4,781
Psiquiatría clínica	Kolb	7,434	-	152	152	-	7,282
Química fisiológica	Harper	9,074	1,108	3,984	5,092	183	3,799
Tratado de enseñanza integrada de la medicina							
Volume I	Passmore	12,052	553	1,356	1,909	4,689 <u>3/</u>	5,454
Volume II	Passmore	12,356	375	1,201	1,576	5,294 <u>4/</u>	5,486
Volume III, Part 1	Passmore	5,000	-	886	886	213	3,901
Volume III, Part 2	Passmore	5,000	-	727	727	307	3,966
Total		494,763	223,242	91,675	314,917	21,300	158,546

1/ Portuguese - All others in Spanish

2/ Includes books lost, damaged and used for promotion

3/ Represents 162 books lost, damaged and used for promotion
and 4,527 books transferred to PAHO.

4/ Represents 144 books lost, damaged and used for promotion
and 5,150 books transferred to PAHO.

PAN AMERICAN HEALTH AND EDUCATION FOUNDATION
 STATEMENT OF RESOURCES AND EXPENDITURES
 TRUST FUNDS AND GENERAL FUNDS
 AS OF 31 DECEMBER 1976
 (Expressed in U. S. Dollars)

	Trust Fund Program	General Program And Administration	Total
<u>RESOURCES</u>			
Balance as of 31 December 1975	979,951	324,137	1,304,088
<u>Contribution 1976</u>			
PAHO	-	489,983 1/	489,983
Grantors	1,949,312	-	1,949,312
Other	-	17,962	17,962
<u>Miscellaneous Income and Adjustments</u>			
Excess Reserve for Unliquidated Obligations of Prior Years	5,736	-	5,736
Refund of Expenditures in Prior Year	1,862	-	1,862
Investment Income	-	69,293	69,293
Total Resources	<u>2,936,861</u>	<u>901,375</u>	<u>3,838,236</u>
<u>EXPENDITURES</u>			
Project Costs	1,587,694	12,248	1,599,942
Administrative Expenses	-	534,000 1/	534,000
Total Expenditures	<u>1,587,694</u>	<u>546,248</u>	<u>2,133,942</u>
AVAILABLE RESOURCES AS OF 31 DECEMBER 1976	<u>1,349,167</u>	<u>355,127</u>	<u>1,704,294</u>

1/ Includes value of technical and administrative services, and facilities provided by PAHO calculated at \$479,983

Clarence H. Moore
 Executive Secretary

Irish Anderson
 Assistant Treasurer

PAN AMERICAN HEALTH AND EDUCATION FOUNDATION
 STATEMENT OF ASSETS AND LIABILITIES
 TRUST FUNDS AND GENERAL FUNDS
 AS OF 31 DECEMBER 1976
 (Expressed in U. S. Dollars)

	Trust Funds	General Funds	Total
<u>ASSETS</u> <u>1/</u>			
Cash	2,743	14,883	17,626
Accounts Receivable			
PAHO <u>2/</u>	1,488,577	340,573	1,829,150
Sundry <u>3/</u>	36,825	-	36,825
	<u> </u>	<u> </u>	<u> </u>
Total	<u>1,528,145</u>	<u>355,456</u>	<u>1,883,601</u>
<u>LIABILITIES</u>			
Unliquidated Obligations	178,978	329	179,307
Available Balances as of 31 December 1976	<u>1,349,167</u>	<u>355,127</u>	<u>1,704,294</u>
Total	<u>1,528,145</u>	<u>355,456</u>	<u>1,883,601</u>

1/ Does not include trust funds consisting of 263 shares of par value \$100 stock of FABRICA DOMINICANA DE CEMENTO, C POR A, Santo Domingo, República Dominicana, the dividends being available to PAHEF.

2/ PAHO invests these funds on behalf of PAHEF.

3/ Advances to projects pending accounting reports; funds expended in 1976 in advance of receipts from various grantors expected in 1977.

Clarence H. Moore
 Executive Secretary

Jack D. Anderson
 Assistant Treasurer

PAN AMERICAN HEALTH AND EDUCATION FOUNDATION
STATEMENT OF HEALTH PROGRAM BY GRANTOR OR OTHER SOURCE OF FUNDS
AS OF 31 DECEMBER 1976
(Expressed in U. S. Dollars)

Particulars	Unobligated Balance 31 December 1975	Received Or Receivable During 1976	Adjustments And Transfers	Contribution To Project Costs	Unobligated 1/ Balance 31 December 1976
<u>TRUST FUND</u>					
<u>W. K. Kellogg Foundation</u>					
Devel. of Teaching of Pathology (PH/97-BRA/6001)	-	89,050	-	52,449	36,601
Innovation in Dental Education and Dental Care Delivery (PH/105-BRA/6601)	-	25,000	-	-	25,000
Latin American Center of Educational Technology for Health, (CLATES) (Brazil (PA/34-BRA/8700)	69	23,500	-	23,562	7
Dental Health Program - Univ. del Valle (PH/52-COL/6601)	48	-	728	776	-
Dental Educational Material (PH/78-GUT/8400)	-	100,000	-	59,505	40,495
Nursing Education and Services in Mexico (PH/59-MEX/6300)	-	50,362	-	50,362	-
Latin American Center of Educational Technology for Health, Mexico (PH/35-MEX/8700)	10,926	35,232	-	14,024	32,134
Educational Technology in Dentistry (PH/46-MEX/8701)	17,164	45,632	-	16,294	46,502
Dental Education (PH/22-PER/6600)	16,675	-	39	-	16,714
Maternal and Child Health Development (PH/50-AMR/1373)	91,082	10,212	1,862	9,355	93,801
Interventions in the Health Sector (PH/72-041/1430)	76,280	55,657	-	70,019	61,918
Nutrition and Productivity of Agricultural Workers (PH/49-051/1430)	59,295	51,840	-	61,139	49,996
Food Science and Technology (PH/15-131/1430)	-	22,458	-	1	22,457
Applied Nutrition (PH/25-820/1430)	22,178	-	-	22,177	1
Food and Nutrition Policies (PH/25-821/1430)	126,965	118,981	-	108,924	137,022
Earthquake Relief Assistance to INCAP (PH/101)	-	125,000	-	-	125,000
Latin American Association of Faculties of Dentistry (PH/84-AMR/1677)	-	8,800	-	7,239	1,561
Improvement of Medical Care Administration (PH/4-AMR/5273)	-	-	3,947	1,493	2,454
Improvement of Health Admin. Education (PH/98-AMR/5275)	-	107,500	-	22,169	85,331
Strengthen and Expand Health Profession Educ. Prog. Dev. in Latin America - PLADES (PH/81-AMR/6101)	-	115,000	-	55,985	59,015
Educational Technology in Nursing (PH/41-AMR/8770)	54,585	37,955	212	25,363	67,389
<u>Research Corporation</u>					
Endemic Goiter Control Program in Bolivia (PH/26-BOL/1401)	292	5,990	-	2,152	4,130
Nutrition - Haiti (PH/18-HAI/1400)	6,802	15,870	-	10,900	11,772
Assistance to Research and Training Programs and Technical Information Services of CFNI (PH/38-090/1411)	80,796	-	-	80,796	-
Post-Earthquake Functional Recovery of INCAP Research (PH/83-121/1430)	-	14,585	-	6,502	8,083
Surveillance of Salt Iodization in Nicaragua (PH/99-221/1430)	-	66,804	-	588	66,216
Training and Research in Food Science and Animal Nutrition (PH/15-740/1430)	206,686	406,071	-	416,452	196,305
Strengthening and Integration of Nutrition Program (PH/19-750/1430)	22,713	-	-	1,524	21,189
Application of Modern Data Processing Techniques In Nutrition Research (PH/39-860/1430)	11,935	-	-	11,880	55
Interactions Between Fetal Viral Infection, Immunity and Malnutrition (PH/48-911/1430)	3,400	15,592	-	16,234	2,758
<u>World Health Organization</u>					
Center for Oral Pathology (PH/65-CHI/6601)	-	6,000	-	4,259	1,741
<u>Universidad del Valle</u>					
Dental Health Program (PH/52-COL/6601)	2,157	4,245	-	80	6,322
<u>William A. Morgan Fund</u>					
Medical Education & Research (PH/62-DOR/6201)	-	6,332	-	-	6,332
<u>Emergency Assistance</u>					
Guatemala (PH/82-GUT/5101)	-	4,608	-	4,608	-
Hear Rabinal (PH/86-GUT/5102)	-	500	-	-	500
Honduras (PH/67-HON/5102)	4,563	-	-	16	4,547

Particulars	Unobligated Balance 31 December 1975	Received Or Receivable During 1976	Adjustments And Transfers	Contribution To Project Costs	Unobligated <u>1</u> / Balance 31 December 1976
<u>Facultad de Odontología,</u> <u>Universidad de San Carlos de Guatemala</u>					
Dental Equipment (PH/78-GUT/8400)	10	6,692	-	-	6,702
<u>Cooperativa de Ahorro y Crédito "Odontología"</u>					
Dental Cooperative Purchases (PH/79-GUT/8401)	-	2,714	-	1,984	730
<u>Universidad de Yucatán</u>					
Human and Material Resources in Dentistry (PH/56-MEX/1602)	504	-	-	211	293
<u>Asociación Mexicana de Facultades y</u> <u>Escuelas de Odontología (AMFEO)</u>					
Dental Educational Material (PH/73-MEX/8400)	2,000	7,560	-	5,182	4,378
<u>Universidad Autónoma Metropolitana - México</u>					
Dental Equipment for Universidad Autónoma Metropolitana (PH/74-MEX/8401)	10,913	21,274	-	32,187	-
<u>Claneil Foundation, Inc.</u>					
Maternal and Child Health Program in Cayman Islands (PH/71-WIN/1304)	5,759	-	-	1,514	4,245
<u>Merrell International</u>					
Influenza Vaccine (PH/87-AMR/0170)	-	216,000	-	216,000	-
<u>American Leprosy Missions, Inc.</u>					
International Center for Research and Training in Leprosy and Related Diseases (PH/28-AMR/0500)	3,258	-	-	-	3,258
<u>Instituto Latinoamericano de</u> <u>Fisiología de la Reproducción</u>					
Perinatal Aspects of Reproduction (PH/14-030/1370)	4,000	-	-	4,000	-
<u>Centro Latinoamericano de Biología de la</u> <u>Reproducción</u>					
Pharmacology of the Contractility on the Human Uterus (PH/32-060/1370)	2,171	-	-	-	2,171
<u>Human Reproduction Unit-WHO</u>					
Pharmacology of the Contractility of the Human Uterus - Echoview Laminography System (PH/32-060/1370)	27,000	(27,000)	-	-	-
<u>Population Council</u>					
Socio-Demog. and Biological Determinants of Natural Fertil. in Guatemalan Villages (PH/80-091/1430)	-	15,565	-	15,565	-
<u>Sandoz S. A.</u>					
Effect of Oxytocin and Deamino-oxytocin on Ovarian Contractility in Rats and Rabbits (PH/58-101/1370)	6,808	-	-	6,808	-
<u>Programa Latinoamericano de Investigación</u> <u>en Reproducción Humana (FLAMIRH - Colombia)</u>					
Isolation and Characterization of Biological Function of a New Human Placental Hormone (PH/68-110/1370)	880	10,000	-	10,681	199
Effect of Immunization with Human Chorionic Somatomotropin (PH/69-120/1370)	-	2,907	-	2,907	-
<u>Abbott Laboratories</u>					
Iron Supplementation (PH/100-141/1430)	-	23,797	-	23,797	-
<u>Grant Foundation, Inc.</u>					
Cross-Cultural Studies in Cognitive Development (PH/27-830/1430)	18,781	-	-	18,781	-
<u>Case-Western Reserve University-Research</u> <u>Corporation</u>					
Effect of Modern Health Practices on Infant Health (PH/43-870/1430)	46,683	38,645	-	41,292	44,036

Particulars	Unobligated Balance 31 December 1975	Received Or Receivable During 1976	Adjustments And Transfers	Contribution To Project Costs	Unobligated ^{1/} Balance 31 December 1976
<u>L. D. Caulk Company</u>					
<u>Johnson and Johnson</u>					
<u>Lee Pharmaceuticals</u>					
<u>National Institute of Health</u>					
<u>Penwalt Corporation</u>					
<u>S. S. White Company</u>					
<u>Women's Auxiliary to Illinois State Dent. Society</u>					
Dental Health - Laboratory for Control of Dental Products (PH/1-AMR/1672)	11,319	60	-	566	10,813
<u>Johnson and Johnson</u>					
Communication and Information in Dental Health (PH/30-AMR/1674)	2,711	-	-	1,118	1,593
<u>National Institute of Dental Health</u>					
Investigation of Plaque in Communities with High and Low Caries in Medellín, Colombia (PH/76-AMR/1676)	-	21,484	-	21,484	-
<u>Hoffman-La Roche Inc.</u>					
Training of Latin American Physicians in the Use of Levodopa (PH/47-AMR/5272)	618	-	-	618	-
<u>World Federation for Medical Education</u>					
Medical Education (PH/66-AMR/6271)	51	2,982	-	2,710	323
<u>Mrs. Lorna H. Scheide</u>					
Nursing Education (PH/40-AMR/6300)	-	-	810	-	810
<u>Foundation for Microbiology, Yale University</u>					
Veterinary Education (PH/77-AMR/8400)	-	9,000	-	2,433	6,567
<u>Various Contributions</u>					
International Center for Research and Training in Leprosy and Related Diseases (PH/28-AMR/0500)	-	105	-	-	105
Newborn Unit - CLAP (PH/23-050/1370)	450	-	-	146	304
Post-Earthquake Functional Recovery of INCAP Research (PH/83-121/1430)	-	10,598	-	5,639	4,959
Fluoridation (PH/7-AMR/1671)	4,620	-	-	249	4,371
Development of Human and Material Resources in Dentistry-Revolving Fund (PH/53-AMR/1673)	2,045	1,020	-	2,911	154
Institutional Development (PIDES-010/2173)	3,163	-	-	3,121	42
Asociación Interamericana de Ingeniería Sanitaria - AIDIS (PH/89-020/2173)	-	8,650	-	8,650	-
Abraham Horwitz Award for Inter-American Health (PH/61-AMR/5003)	8,181	-	-	-	8,181
DLM/FAHO-WHO Staff Community Aid Fund (PH/51-AMR/5005)	3,223	283	-	-	3,506
Training Program in Hospital Statistics (PH/42-AMR/5474)	192	200	-	313	79
Medical Ltr. and Other Educ. Activities (PH/55-AMR/8701)	-	8,000	-	-	8,000
Total Trust Funds	979,951	1,949,312	7,598	1,587,694	1,349,167
<u>PAHEF GENERAL FUNDS</u>					
<u>Pan American Health and Education Foundation</u>					
Tuberculosis Control - Health Education (PH/60-AMR/0400)	-	971	-	971	-
PAHEF General Program Support (PH/70-AMR/5008)	-	158	-	158	-
Medical Letter (PH/55-AMR/8701)	-	11,119	-	11,119	-
Total PAHEF General Funds	-	12,248	-	12,248	-
GRAND TOTAL	979,951	1,961,560	7,598	1,599,942	1,349,167

^{1/} To be expended in 1977 or refunded, or deducted from 1977 grants according to the terms of the respective grants

NOTES TO FINANCIAL STATEMENTS:

Status:

PAHEF is a non-profit foundation incorporated under the laws of the United States of America. By a ruling (June 1970) of the U. S. Internal Revenue Service it was determined to be tax exempt from federal income tax under Section 501 (c) (3) of the Internal Revenue Code. Donations to PAHEF are deductible by the donor with respect to U. S., federal income, estate, and gift taxes. PAHEF is classified (December 1972) as a non-private foundation under Section 509 (a)(1) of the U. S. Internal Revenue Code.

Summary of significant accounting policies:

The accounting for the Medical Textbook Program is on the accrual basis.

The accounting for the receipt of Trust Funds is on a cash basis. (Pledges are not recorded in the accounts). Expenditures are recorded on the accrual basis and valid unliquidated obligations are shown in the Statement of Assets and Liabilities.

INFORMATIONAL ANNEX
SUMMARY AND DISTRIBUTION OF EXPENDITURE

SUMMARY OF EXPENDITURE BY SOURCE OF FUND
(Expressed in U. S. Dollars)

PAN AMERICAN HEALTH ORGANIZATION

PAHO - Regular	26,680,600 <u>1/</u>
PAHO - Special Fund For Health Promotion	494,150
PAHO - Community Water Supply	1,146,990
PAHO - CAREC And Related Grants	427,022
PAHO - CFNI And Related Grants	195,648
PAHO - INCAP And Related Grants	3,557,222
PAHO - Grants And Other	<u>4,765,856</u>
Sub-Total PAHO	<u>37,267,488</u>

PAN AMERICAN HEALTH AND EDUCATION FOUNDATION 2,133,942 2/

WORLD HEALTH ORGANIZATION

WHO - Regular	11,756,101
WHO - UNDP	5,094,735
WHO - UNFPA	5,472,926
WHO - Others	<u>143,854</u>
Sub-Total WHO	<u>22,467,616</u>

Total All Funds 61,869,046

1/ Includes the \$250,000 Regular Budget Provision for Special Fund for Health Promotion and \$540,000 for increase in assets.

2/ Does not include Textbook Program expenditures.

SUMMARY BY OBJECT OF EXPENDITURE
ALL FUNDS - 1976
(Expressed in U.S. Dollars)

Funds	Personnel Costs	Duty Travel	Fellowships	Seminars	Project Supplies and Equipment	Project Grants and Other	Non-Project Supplies and Equipment	Non-Project Common Services and Other	Total
<u>PAN AMERICAN HEALTH ORGANIZATION</u>									
PAHO - Regular	18,584,648	1,015,299	1,194,466	580,245	1,765,887	332,040	207,541	2,210,474	25,890,600 <u>1/</u>
PAHO - Special Fund for Health Promotion	336,386	35,424	-	-	122,340	-	-	-	494,150
PAHO - Community Water Supply	975,049	68,742	25,554	5,209	59,338	13,098	-	-	1,146,990
PAHO - CAREC and Related Grants	218,628	12,600	786	46,126	106,212	42,670	-	-	427,022
PAHO - CFNI and Related Grants	138,507	6,197	900	43,826	6,218	-	-	-	195,648
PAHO - INCAP and Related Grants	1,502,507	139,990	77,013	-	605,596	1,232,116	-	-	3,557,222
PAHO - Grants and Other	2,422,161	125,800	580,839	320,099	702,720	614,237	-	-	4,765,856
Sub-total - PAHO	<u>24,177,886</u>	<u>1,404,052</u>	<u>1,879,558</u>	<u>995,505</u>	<u>3,368,311</u>	<u>2,234,161</u>	<u>207,541</u>	<u>2,210,474</u>	<u>36,477,488</u>
 <u>PAN AMERICAN HEALTH AND EDUCATION FOUNDATION</u>									
	<u>689,025</u>	<u>48,621</u>	<u>40,801</u>	<u>40,205</u>	<u>302,240</u>	<u>518,284</u>	<u>-</u>	<u>494,766</u>	<u>2,133,942</u>
 <u>WORLD HEALTH ORGANIZATION</u>									
WHO - Regular	6,814,666	533,890	1,522,564	505,689	1,021,388	449,812	104,686	803,406	11,756,101
WHO - UNDP	2,720,334	66,316	604,959	-	1,466,626	236,500	-	-	5,094,735
WHO - UNFPA	2,782,914	61,840	78,051	473,895	1,561,777	514,449	-	-	5,472,926
WHO - Others	81,215	3,686	-	50,385	8,568	-	-	-	143,854
Sub-total - WHO	<u>12,399,129</u>	<u>665,732</u>	<u>2,205,574</u>	<u>1,029,969</u>	<u>4,058,359</u>	<u>1,200,761</u>	<u>104,686</u>	<u>803,406</u>	<u>22,467,616</u>
TOTAL - ALL FUNDS	<u>37,266,040</u>	<u>2,118,405</u>	<u>4,125,933</u>	<u>2,065,679</u>	<u>7,728,910</u>	<u>3,953,206</u>	<u>312,227</u>	<u>3,508,646</u>	<u>61,079,046</u>

1/ Does not include PAHO contribution of \$250,000 to the Special Fund for Health Promotion and \$540,000 budgeted increase in assets.

PAN AMERICAN HEALTH ORGANIZATION
SUMMARY BY OBJECT OF EXPENDITURES 1976 BUDGET
(Expressed in U. S. Dollars)

Object Of Expenditures	PART I	PART II	PART III	PART IV	Total
	Program Of Services	Development Of The Infrastructure	Administrative Direction	Governing Bodies	
Personnel Costs	8,743,752	6,301,320	3,348,051	191,525	18,584,648
Duty Travel	568,592	412,581	33,886	240	1,015,299
Fellowship	468,396	726,070	-	-	1,194,466
Seminars	119,991	293,288	-	166,966	580,245
Project Supplies And Equipment	986,352	779,535	-	-	1,765,887
Project Grants And Other	254,259	76,953	828	-	332,040
Non-Project Supplies And Equipment	-	64,839	111,820	30,882	207,541
Non-Project Common Services And Other	-	599,870	1,610,604	-	2,210,474
Total	<u>11,141,342</u>	<u>9,254,456</u>	<u>5,105,189</u>	<u>389,613</u>	<u>25,890,600 1/</u>

1/ Does not include PAHO contribution of \$250,000 and Special Fund for Health Promotion and \$540,000 budgeted increase in assets.

STATEMENT OF EXPENDITURE AND SOURCES OF FUNDING
BY BUDGET AND INDIVIDUAL PROJECT
ALL FUNDS - 1976
(EXPRESSED IN U.S. DOLLARS)

COUNTRY, INTERCOUNTRY, AREA, HQRS., AND OTHER PROJECTS	AMOUNT BUDGETED	ACTUAL EXPENDITURES									
		TOTAL SPENT	PAHO REGULAR	PAHO SFHP	PAHO CMSF	PAHO OTHER	PAHEF	WHO REGULAR	WHO UNDP	WHO UNFPA & OTHER	
COUNTRY PROJECTS											
ARGENTINA											
0100 COMMUNICABLE DISEASE CONTROL	18,740	38,404	-	-	-	-	38,404	-	-	-	-
0200 MALARIA ERADICATION	5,000	1,229	1,229	-	-	-	-	-	-	-	-
0400 TUBERCULOSIS CONTROL	6,870	12,635	-	-	-	-	12,635	-	-	-	-
0800 CHAGAS DISEASE AND HEMORRHAGIC FEVER	16,800	29,698	-	-	-	-	29,698	-	-	-	-
1301 MATERNAL AND CHILD HEALTH	25,400	33,563	-	-	-	-	33,563	-	-	-	-
1400 NUTRITION STUDIES											
1500 MENTAL HEALTH	11,370	-	-	-	-	-	-	-	-	-	-
1600 DENTAL HEALTH	13,740	7,665	7,665	-	-	-	-	-	-	-	-
1700 DENTAL HEALTH	13,610	11,008	-	-	-	-	11,008	-	-	-	-
1800 CHRONIC DISEASES	18,740	3,230	-	-	-	-	3,230	-	-	-	-
2000 ENVIRONMENTAL SANITATION	68,350	75,617	75,617	-	-	-	-	-	-	-	-
3700 TRAFFIC ACCIDENTS											
4100 NURSING SERVICES	19,220	4,480	-	-	-	-	4,480	-	-	-	-
4200 LABORATORY SERVICES	18,870	681	681	-	-	-	-	-	-	-	-
4300 LABORATORY SERVICES	14,610	24,377	-	-	-	-	24,377	-	-	-	-
4500 REHABILITATION	46,820	34,410	34,410	-	-	-	-	-	-	-	-
5000 HEALTH SERVICES	46,240	38,342	38,342	-	-	-	-	-	-	-	-
5100 DEVELOPMENT OF HEALTH SERVICES											
5200 LATIN AMERICAN CENTER FOR MEDICAL ADMINISTRATION	35,930	62,244	62,244	-	-	-	-	-	-	-	-
5400 HEALTH STATISTICS	286,999	90,712	39,374	-	-	-	9,334	-	-	-	-
6100 SCHOOL OF PUBLIC HEALTH	41,105	26,909	24,929	-	-	-	1,980	-	-	-	-
6200 EDUCATION IN HEALTH SCIENCES	11,740	-	-	-	-	-	-	-	-	-	-
6300 EDUCATION IN HEALTH SCIENCES	33,640	14,392	-	-	-	-	14,392	-	-	-	-
6400 SANITARY ENGINEERING EDUCATION											
6500 NATIONAL NETWORK OF INFORMATION IN HEALTH SCIENCES	15,740	13,046	13,046	-	-	-	-	-	-	-	-
8500 NATIONAL NETWORK OF INFORMATION IN HEALTH SCIENCES	16,480	16,472	-	-	-	-	16,472	-	-	-	-
	785,414	552,736	297,537	-	-	-	213,195	-	-	-	-
									42,004		
BAHAMAS											
2000 ENVIRONMENTAL SERVICES	6,000	2,600	2,600	-	-	-	-	-	-	-	-
4100 NURSING SERVICES	39,735	37,009	37,009	-	-	-	-	-	-	-	-
5100 DEVELOPMENT OF HEALTH SERVICES	10,880	19,867	-	-	-	-	-	-	-	-	-
5200 HOSPITAL ADMINISTRATION	23,700	37,181	-	-	-	-	-	-	-	-	-
5500 MANAGEMENT OF HEALTH SERVICES	4,870	30,340	-	-	-	-	-	-	-	-	-
	83,195	126,797	39,609	-	-	-	50,207	-	-	-	-
									37,181		
BARBADOS											
0700 AEDS AEGYPTI ERADICATION	2,000	6,080	6,080	-	-	-	-	-	-	-	-
2000 ENVIRONMENTAL SANITATION	15,530	13,452	13,452	-	-	-	-	-	-	-	-
2001 PUBLIC HEALTH ENGINEERING	39,400	37,752	-	-	-	-	-	-	-	-	-
2100 WATERWORKS ADMINISTRATION	15,740	-	-	-	-	-	-	-	-	-	-
2200 SOLID WASTE MANAGEMENT	39,600	40,511	3,707	-	-	-	-	-	-	-	-
3300 ANIMAL AND HUMAN HEALTH											
5000 PROGRAM PLANNING AND GENERAL ACTIVITIES	154,025	144,179	-	-	-	-	-	-	-	-	-
5100 DEVELOPMENT OF HEALTH SERVICES	79,240	74,567	20,085	-	-	-	54,482	-	-	-	-
5200 HOSPITAL ADMINISTRATION	50,320	97,408	13,210	-	-	-	54,948	-	-	-	-
6600 DENTAL EDUCATION	11,025	15,775	-	-	-	-	-	-	-	-	-
	10,480	-	-	-	-	-	-	-	-	-	-

COUNTRY, INTERCOUNTRY, AREA, HORS., AND OTHER PROJECTS	ACTUAL EXPENDITURES										
	AMOUNT BUDGETED	TOTAL SPENT	PAHO REGULAR	PAHO SFHP	PAHO CWSF	PAHO OTHER	PAHEF	MHO REGULAR	MHO UNDP	MHO UNFPA	& OTHER
BELIZE	417,460	429,724	56,534	-	-	-	-	109,430	263,760	-	-
0200 MALARIA AND AEDES AEGYPTI ERADICATION	37,645	35,910	35,910	-	-	-	-	-	-	-	-
2300 MATERNAL AND CHILD HEALTH	8,300	10,376	-	-	-	-	-	10,376	-	-	-
2101 WATER SUPPLY AND SEWERAGE (BELIZE CITY)	6,002	98	-	-	-	98	-	-	-	-	-
5000 PROGRAM PLANNING AND GENERAL ACTIVITIES	44,030	37,030	8,200	-	-	-	-	29,730	-	-	-
5100 DEVELOPMENT OF HEALTH SERVICES	14,980	27,027	-	-	-	-	-	27,027	-	-	-
6400 SANITARY ENGINEERING EDUCATION	3,800	1,484	-	-	-	-	-	1,484	-	-	-
	115,252	112,025	44,110	-	-	98	-	68,617	-	-	-
BOLIVIA											
0200 MALARIA ERADICATION	46,080	49,911	49,911	-	-	-	-	-	-	-	-
0400 TUBERCULOSIS CONTROL	4,740	1,877	1,877	-	-	-	-	-	-	-	-
1300 MATERNAL AND CHILD HEALTH	521,236	498,443	-	-	-	-	-	-	-	-	408,443
1400 NUTRITION	7,290	8,018	8,018	-	-	-	-	-	-	-	-
1401 ENDEMIC GOITER CONTROL	6,282	2,153	-	-	-	-	2,153	-	-	-	-
1402 EFFECTS OF IODINE DEFIC. & ITS CORRECTION ON MENTAL PERF.	2,634	1,024	-	-	-	1,024	-	-	-	-	-
2000 ENVIRONMENTAL SANITATION	46,025	51,202	30,234	-	-	-	-	20,968	-	-	-
2102 WATER AND SEWER ADMINISTRATION (COCHABAMBA)	27,682	15,777	-	-	15,777	-	-	-	-	-	-
3000 OCCUPATIONAL HEALTH	90,869	90,862	-	-	-	-	-	-	90,932	-	-
3300 ZONOCSES CONTROL	5,000	10,794	-	-	-	-	-	10,794	-	-	-
4100 NURSING SERVICES	32,500	33,399	-	-	-	-	-	33,399	-	-	-
4200 DEVELOPMENT OF LABORATORIES AND BLOOD BANKS	5,870	5,255	-	-	-	-	-	-	-	-	-
4300 EPIDEMIOLOGY AND SURVEILLANCE	12,890	35,493	6,955	-	-	-	-	-	-	-	-
5000 PROGRAM PLANNING AND GENERAL ACTIVITIES	75,915	99,732	35,493	-	-	-	-	-	-	-	-
5100 DEVELOPMENT OF HEALTH SERVICES	9,160	96,343	30,530	-	-	-	-	25,813	-	-	-
5103 DEVELOPMENT OF HEALTH SERVICES IN CHUQUISACA AND TARIJA	20,100	-	-	-	-	-	-	-	-	-	-
5200 MEDICAL CARE SERVICES	46,950	33,681	28,055	-	-	-	-	5,626	-	-	-
5300 HEALTH PLANNING	11,535	11,018	-	-	-	-	-	-	11,018	-	-
5400 HEALTH STATISTICS	33,365	32,095	32,095	-	-	-	-	-	-	-	-
5500 MANAGEMENT OF HEALTH SERVICES	40,210	44,849	44,849	-	-	-	-	-	-	-	-
6100 SCHCOL OF PUBLIC HEALTH	9,770	8,270	-	-	-	-	-	8,270	-	-	-
6200 MEDICAL EDUCATION	10,440	21,132	3,981	-	-	-	-	13,776	-	-	-
6300 NURSING EDUCATION	7,440	7,782	-	-	-	-	-	7,782	-	-	-
6400 SANITARY ENGINEERING EDUCATION	11,290	10,158	10,158	-	-	-	-	-	-	-	-
6500 VETERINARY MEDICINE EDUCATION	3,870	1,800	-	-	-	-	-	1,800	-	-	-
6600 DENTAL EDUCATION	3,000	-	-	-	-	-	-	-	-	-	-
	1,096,093	1,042,038	381,888	-	15,777	1,024	-	5,528	128,228	101,950	408,443
BRAZIL											
0200 MALARIA ERADICATION	243,135	268,086	214,430	-	-	-	-	53,656	-	-	-
0400 TUBERCULOSIS CONTROL	-	1,055	-	-	-	-	-	1,055	-	-	-
1201 STUDIES ON CLINICAL FEATURES OF LEISHMANIASIS	-	7,110	-	-	-	-	-	-	-	-	7,110
1301 MATERNAL AND CHILD HEALTH	67,995	71,246	51,062	-	-	-	-	20,184	-	-	-
1400 NUTRITION	104,860	111,190	107,278	-	-	-	-	3,912	-	-	-
1500 MENTAL HEALTH	-	6,401	-	-	-	-	-	-	-	-	-
2000 ENVIRONMENTAL SANITATION	233,770	268,165	123,162	-	-	-	-	135,003	-	-	-
2040 ENVIRONMENTAL CONTROL PROGRAM IN THE STATE OF RIO DE JANEIRO	214,400	195,730	31,106	-	-	-	-	-	-	-	-
2101 NATIONAL PROGRAM IN WATER SUPPLIES AND SEWERAGE	805,800	654,958	-	-	654,258	-	-	-	192,624	-	-
2340 RESEARCH ON ENVIRONMENTAL POLLUTION CONTROL PROGRAMS IN SA	196,200	223,016	-	-	24,624	-	-	-	188,392	-	-
2341 ENVIRONMENTAL STUDIES OF LAKE PARANAPA	-	30,290	-	-	-	-	-	-	-	-	-
3100 VETERINARY PUBLIC HEALTH	82,355	79,201	-	-	-	-	-	79,201	-	-	-

COUNTRY, INTERCOUNTRY, AREA, HQRS., AND OTHER PROJECTS	ACTUAL EXPENDITURES										
	AMOUNT BUDGETED	TOTAL SPENT	PAHO REGULAR	PAHO SFHP	PAHD CNSF	PAHO OTHER	PAMEF	WHO REGULAR	WHO UNDP	WHO UNRPA & OTHER	
3101 NATIONAL PROGRAM FOR RABIES CONTROL	44,100	45,747	-	-	-	-	-	45,747	-	-	
3102 NATIONAL INSTITUTE OF ANIMAL HEALTH	297,510	138,045	-	-	-	138,045	-	-	-	-	
3201 TECHNICAL ASSISTANCE AND TRAINING IN FOOT-AND-MOUTH DISEASES	591,844	293,113	-	-	-	293,113	-	-	-	-	
3202 TECHNICAL ASSISTANCE AND TRAINING IN FOOT-AND-MOUTH DISEASES	-	27,188	-	-	-	27,188	-	-	-	-	
3350 ANIMAL HEALTH PROGRAM IN RIO GRANDE DO SUL	38,960	37,658	37,658	-	-	-	-	-	-	-	
3600 NATIONAL DRUG QUALITY INSTITUTE	19,850	34,535	19,306	-	-	-	-	15,229	-	-	
4100 NURSING SERVICES	157,750	117,076	44,955	-	-	-	72,121	-	-	-	
4300 EPIDEMIOLOGY	242,900	188,308	63,471	-	-	-	124,837	-	-	-	
4311 VECTORS & NATURAL RESERVOIRS OF DROPOUCH VIRUS IN THE AMAZ	740	-	-	-	-	-	-	-	-	-	
4400 HEALTH EDUCATION	422,440	224,772	10,998	-	-	188,774	25,000	-	-	-	
4500 REHABILITATION TRAINING CENTER (BRASILIA)	79,225	70,820	-	-	-	-	70,820	-	-	-	
5100 DEVELOPMENT OF HEALTH SERVICES	15,030	23,461	23,461	-	-	-	-	-	-	-	
5160 INTEGRATED HEALTH DELIVERY SYSTEMS	579,938	484,579	331,525	-	-	-	153,054	-	-	-	
5400 HEALTH STATISTICS	1,272,352	112,896	-	-	-	112,896	-	-	-	-	
5401 HEALTH INFORMATION SYSTEMS	195,810	175,800	62,195	-	-	-	113,605	-	-	-	
5402 CENTER FOR INTERNATIONAL CLASSIFICATION OF DISEASES IN POR	-	11,874	11,874	-	-	-	-	-	-	-	
6000 DEVELOPMENT OF HUMAN RESOURCES	-	1,251	1,251	-	-	-	-	-	-	-	
6001 DEVELOPMENT OF TEACHING OF PATHOLOGY	464,895	315,097	12,305	-	-	254,587	44,955	-	-	-	
6600 DENTAL EDUCATION	-	52,449	-	-	-	-	52,449	-	-	-	
6900 IMMUNOLOGY RESEARCH AND TRAINING CENTER	-	3,222	3,222	-	-	-	-	-	-	-	
8100 MEDICAL TEXTBOOKS	21,000	8,448	-	-	-	-	8,448	-	-	-	
8500 STRENGTHENING THE BRAZILIAN BIOMED. INFORMATION NETWORK, S	23,980	-	-	-	-	-	-	-	-	-	
8700 LATIN AMERICAN CENTER OF EDUCATIONAL TECHNOLOGY FOR HEALTH	16,600	55,469	-	-	-	-	-	55,469	-	-	
	73,915	98,866	75,103	-	-	-	23,563	-	-	-	
CANADA	6,502,334	4,436,242	1,196,362	-	688,430	1,018,623	79,262	958,451	492,004	7,110	
5101 FELLOWSHIPS	26,180	22,935	4,976	-	-	-	-	17,959	-	-	
5300 HEALTH PLANNING	43,104	42,581	-	-	-	42,581	-	-	-	-	
6000 CONFERENCE ON HEALTH MANPOWER PLANNING	5,291	474	-	-	-	474	-	-	-	-	
	74,575	66,390	4,976	-	-	43,455	-	17,959	-	-	
CHILE											
0100 COMMUNICABLE DISEASE CONTROL	8,740	12,280	12,280	-	-	-	-	-	-	-	
1302 EXTENSION OF MATERNAL AND CHILD HEALTH AND FAMILY WELFARE	248,333	104,429	-	-	-	-	-	8,000	-	96,429	
1303 PROGRAM OF EARLY STIMULATION	9,030	3,750	-	-	-	-	-	3,750	-	-	
1400 NUTRITION	12,680	6,604	6,604	-	-	-	-	-	-	-	
1700 CHRONIC DISEASES	29,980	29,183	29,183	-	-	-	-	-	-	-	
2000 ENVIRONMENTAL SANITATION	61,840	62,105	-	-	-	-	42,105	-	-	-	
3200 FOOT-AND-MOUTH DISEASE CONTROL	42,355	40,817	40,817	-	-	-	-	-	-	-	
4100 NURSING SERVICES	35,030	13,549	13,549	-	-	-	-	-	-	-	
4500 REHABILITATION	14,240	13,087	-	-	-	-	-	-	-	-	
5000 PROGRAM PLANNING AND GENERAL ACTIVITIES	76,840	93,978	93,978	-	-	-	-	11,337	3,750	-	
5100 DEVELOPMENT OF HEALTH SERVICES	32,550	37,587	-	-	-	-	-	-	-	-	
6000 EDUCATION IN HEALTH SCIENCES	61,900	85,341	14,460	-	-	-	70,881	-	-	-	
6100 TRAINING IN PUBLIC HEALTH	23,320	32,780	32,780	-	-	-	-	-	-	-	
6400 SANITARY ENGINEERING EDUCATION	17,840	18,946	-	-	-	-	-	-	-	-	
6601 CENTER FOR ORAL PATHOLOGY	6,370	7,440	3,181	-	-	-	-	-	-	-	
7300 BACTERIOLOGICAL INSTITUTE	258,500	202,065	-	-	-	-	-	202,065	-	-	
7400 HOSPITAL MAINTENANCE	9,740	-	-	-	-	-	-	-	-	-	
8200 BASIC DIAGNOSTIC EQUIPMENT	4,000	4,001	4,001	-	-	-	-	-	-	-	
	933,258	749,942	250,833	-	-	-	4,259	188,856	209,565	96,429	

COUNTRY, INTERCOUNTRY, AREA, HQRS., AND OTHER PROJECTS

ACTUAL EXPENDITURES

	AMOUNT BUDGETED	TOTAL SPENT	PAHO REGULAR	PAHO SFHP	PAHO CMSF	PAHO OTHER	PAHEF	MHO REGULAR	MHO UNDP	MHO UNRPA & OTHER
COLOMBIA										
0200 ERADICATION OF MALARIA AND AEDS AEGYPTI	224,970	201,797	201,797	-	-	-	-	-	-	-
0500 LEPROSY CONTROL	3,000	3,000	3,000	-	-	-	-	-	-	-
1300 MATERNAL AND CHILD HEALTH SERVICES AND FAMILY WELFARE	1,555,781	1,244,556	800	-	-	-	-	-	-	1,243,756
1500 MENTAL HEALTH	-	2,896	2,896	-	-	-	-	-	-	-
2000 ENVIRONMENTAL SANITATION	80,660	78,163	-	-	-	-	78,163	-	-	-
2100 WATER AND SEWER ADMINISTRATION	22,595	14,859	-	-	7,583	-	7,276	-	-	-
2300 WATER QUALITY STUDIES	20,240	2,708	-	-	2,708	-	-	-	-	-
2500 RADIATION PROTECTION	-	2,200	2,200	-	-	-	-	-	-	-
2901 DEVELOPMENT OF THE RIO CAUCA WATERSHED	18,719	15,402	-	-	15,402	-	-	-	-	-
3100 VETERINARY PUBLIC HEALTH	-	4,489	-	-	-	-	4,489	-	-	-
3200 FOOT-AND-MOUTH DISEASE CONTROL	41,335	36,098	36,098	-	-	-	-	-	-	-
4201 NATIONAL INSTITUTE OF HEALTH (CARLOS FINLAY)	15,000	15,010	15,010	-	-	-	-	-	-	-
4300 EPIDEMIOLOGY	4,000	12,037	-	-	-	-	12,037	-	-	-
4500 MEDICAL REHABILITATION	14,050	12,845	-	-	-	-	-	-	12,965	-
5000 PROGRAM PLANNING AND GENERAL ACTIVITIES	90,465	108,591	108,591	-	-	-	-	-	-	-
5100 DEVELOPMENT OF HEALTH SERVICES	15,000	24,008	24,008	-	-	-	-	-	-	-
5200 MEDICAL CARE ADMINISTRATION	78,828	74,749	74,749	-	-	12,942	-	-	-	-
5300 HEALTH PLANNING	45,740	39,644	39,644	-	-	-	-	-	-	-
5401 REDESIGN OF HEALTH INFORMATION SYSTEMS	122,501	24,991	1,323	-	-	-	-	-	23,668	-
5500 ADMINISTRATIVE DEVELOPMENT OF THE HEALTH SYSTEM	122,122	71,334	-	-	-	-	-	-	71,334	-
6000 DEVELOPMENT OF HUMAN RESOURCES	31,740	63,039	63,039	-	-	-	-	-	-	-
6601 DENTAL EDUCATION, UNIVERSIDAD DEL VALLE	2,205	857	-	-	-	-	857	-	-	-
7400 MAINTENANCE AND INSTALLATION OF HOSPITAL EQUIPMENT	6,930	5,350	-	-	-	-	-	-	5,350	-
8000 DEVELOPMENT OF EDUCATIONAL TECHNOLOGY	10,000	10,000	10,000	-	-	-	-	-	-	-
	2,526,031	2,081,685	583,155	-	10,291	28,344	857	101,965	113,317	1,243,756
COSTA RICA										
0200 MALARIA ERADICATION	60,405	37,606	6,339	-	-	-	-	31,267	-	-
1300 FAMILY HEALTH AND POPULATION DYNAMICS	20,000	7,597	-	-	-	7,597	-	-	-	-
2000 ENVIRONMENTAL SANITATION	42,680	43,986	43,986	-	-	-	-	-	-	-
2100 WATER SUPPLY	101,994	69,166	15,639	-	53,527	-	-	-	-	-
3100 VETERINARY PUBLIC HEALTH	21,934	11,923	-	-	-	11,923	-	-	-	-
4200 EPIDEMIOLOGY	40,210	39,769	39,769	-	-	-	-	-	-	-
5000 PROGRAM PLANNING AND GENERAL ACTIVITIES	53,950	74,116	74,116	-	-	-	-	-	-	-
5100 DEVELOPMENT OF HEALTH SERVICES	106,010	180,489	60,660	-	-	-	119,829	-	-	-
5202 HOSPITAL ADMINISTRATION	-	11,583	-	-	-	11,583	-	-	-	-
5300 HEALTH PLANNING	101,200	95,619	-	-	-	-	61,695	-	33,924	-
5401 MEDICAL RECORDS	3,000	-	-	-	-	-	-	-	-	-
6200 MEDICAL EDUCATION	10,160	25,436	-	-	-	-	25,436	-	-	-
6300 ADVANCED NURSING EDUCATION	15,030	22,540	22,540	-	-	-	-	-	-	-
6400 SANITARY ENGINEERING EDUCATION	13,250	14,508	14,508	-	-	-	-	-	-	-
	589,863	636,338	277,557	-	53,527	31,103	-	238,227	33,924	-
CUBA										
0100 COMMUNICABLE DISEASE CONTROL	17,480	8,446	8,446	-	-	-	-	-	-	-
0700 AEDS AEGYPTI ERADICATION	46,000	37,754	-	-	-	-	-	37,754	-	-
1300 FAMILY HEALTH AND POPULATION DYNAMICS	170,300	42,167	9,697	-	-	-	-	-	-	32,470
1301 MATERNAL AND CHILD HEALTH	-	215	215	-	-	-	-	-	-	-
1400 NUTRITION	4,870	2,922	2,922	-	-	-	-	-	-	-
1500 MENTAL HEALTH	5,870	93	93	-	-	-	-	-	-	-
1600 DENTAL HEALTH	3,740	9,581	9,581	-	-	-	-	-	-	-
2000 ENVIRONMENTAL SANITATION	10,610	7,772	7,772	-	-	-	-	-	-	-
2100 WATER SUPPLY	8,740	4,109	-	-	-	-	4,109	-	-	-
3000 INDUSTRIAL HYGIENE	8,610	760	760	-	-	-	-	-	-	-

COUNTRY, INTERCOUNTRY, AREA, HQRS., AND OTHER PROJECTS	ACTUAL EXPENDITURES										
	AMOUNT BUDGETED	TOTAL SPENT	PAHO REGULAR	PAHO SFHP	PAHO CWSF	PAHO OTHER	PAHEF	WHO REGULAR	WHO UNDP	MHO UNFPA	MHO UNFPA & OTHER
3300 ZOONOSES CONTROL	13,610	5,613	5,613	-	-	-	-	-	-	-	-
3600 DRUG CONTROL	8,740	8,320	8,320	-	-	-	-	-	-	-	-
4200 LABORATORY SERVICES	9,740	9,369	-	-	-	-	9,369	-	-	-	-
5000 PROGRAM PLANNING AND GENERAL ACTIVITIES	44,100	53,072	-	-	-	-	53,072	-	-	-	-
5100 DEVELOPMENT OF HEALTH SERVICES	41,610	293,913	224,743	-	-	-	69,170	-	-	-	-
6000 DEVELOPMENT OF HUMAN RESOURCES	71,440	66,283	7,893	-	-	-	58,390	-	-	-	-
6001 ADVANCED STUDIES IN HEALTH	17,850	4,866	4,866	-	-	-	-	-	-	-	-
6400 SANITARY ENGINEERING EDUCATION	5,500	3,376	-	-	-	-	3,376	-	-	-	-
7300 MODERNIZATION OF LABORATORY SERVICES	259,340	156,532	-	-	-	-	-	-	156,532	-	-
7400 HOSPITAL ADMINISTRATION AND EQUIPMENT MAINTENANCE	5,870	2,413	2,413	-	-	-	-	-	-	-	-
	754,020	717,576	293,334	-	-	-	235,240	156,532	-	32,470	-
DOMINICAN REPUBLIC											
0200 MALARIA ERADICATION	36,225	47,814	47,814	-	-	-	-	-	-	-	-
2000 INTEGRATED RURAL DEVELOPMENT	43,600	33,516	-	-	-	-	33,516	-	-	-	-
2100 WATER SUPPLIES	6,740	2,464	2,464	-	-	-	-	-	-	-	-
2101 WATER AND SEWER ADMINISTRATION IN SANCTI DOMINGO	108,200	127,128	-	-	127,128	-	-	-	-	-	-
3100 VETERINARY PUBLIC HEALTH	39,210	49,256	49,256	-	-	-	-	-	-	-	-
4100 NURSING SERVICES	60,900	52,816	-	-	-	-	52,816	-	-	-	-
4300 EPIDEMIOLOGY	39,210	42,238	42,238	-	-	-	-	-	-	-	-
5000 PROGRAM PLANNING AND GENERAL ACTIVITIES	66,540	89,845	89,845	-	-	-	-	-	-	-	-
5100 REGIONALIZATION OF HEALTH SERVICES	13,380	35,173	4,870	-	-	-	30,303	-	-	-	-
5500 ADMINISTRATIVE REFORM IN THE MINISTRY OF HEALTH	-	22,197	-	-	-	22,197	-	-	-	-	-
6000 DEVELOPMENT OF HUMAN RESOURCES	28,530	33,362	-	-	-	-	3,750	29,632	-	-	-
6300 NURSING EDUCATION	33,365	33,248	33,248	-	-	-	-	-	-	-	-
6400 SANITARY ENGINEERING EDUCATION	7,1870	8,322	-	-	-	-	8,322	-	-	-	-
	483,770	577,399	269,735	-	127,128	22,197	3,750	154,589	-	-	-
ECUADOR											
0100 DISEASE PREVENTION AND CONTROL	69,200	80,260	7,471	-	-	-	72,789	-	-	-	-
0200 MALARIA ERADICATION	98,610	121,764	121,764	-	-	-	-	-	-	-	-
1300 MATERNITY-CENTERED FAMILY PLANNING PROGRAM	339,725	390,159	35,247	-	-	-	-	-	-	294,912	-
1400 NUTRITION	5,280	4,349	-	-	-	-	4,349	-	-	-	-
1402 MOTHER AND CHILD FOOD PROGRAM	3,950	57,639	-	-	-	-	-	57,639	-	-	-
1403 CENTER PREVENTION	2,700	2,700	2,700	-	-	-	-	-	-	-	-
1600 DENTAL HEALTH	3,000	2,602	2,602	-	-	-	-	-	-	-	-
2000 ENVIRONMENTAL SANITATION	48,730	43,150	-	-	-	-	43,150	-	-	-	-
2103 INSTITUTIONAL DEVELOPMENT (ICDS)	7,500	1,517	-	-	1,517	-	-	-	-	-	-
2105 TECHNICAL AND ADMINISTRATIVE ASSISTANCE	3,000	2,113	-	-	2,113	-	-	-	-	-	-
3101 NATIONAL VETERINARY LABORATORIES	187,379	202,102	-	-	-	-	7,647	194,454	-	-	-
3200 FOOT-AND-MOUTH DISEASE CONTROL	40,690	40,909	38,133	-	-	2,776	-	-	-	-	-
3300 ZOONOSES CONTROL	1,870	-	-	-	-	-	-	-	-	-	-
4100 NURSING SERVICES	27,100	24,670	-	-	-	-	24,670	-	-	-	-
4201 NATIONAL INSTITUTE OF HEALTH	4,870	-	-	-	-	-	-	-	-	-	-
4400 HEALTH EDUCATION	4,000	4,000	-	-	-	-	4,000	-	-	-	-
5000 PROGRAM PLANNING AND GENERAL ACTIVITIES	80,795	94,328	-	-	-	-	94,328	-	-	-	-
5100 DEVELOPMENT OF HEALTH SERVICES	12,030	71,499	-	-	-	-	71,499	-	-	-	-
5101 STRENGTHENING OF THE HEALTH SECTOR	189,600	153,935	-	-	-	-	71,499	153,935	-	-	-
5102 MODERNIZATION OF RURAL LIFE	-	19,425	-	-	-	19,425	-	-	-	-	-
5200 MEDICAL CARE SERVICES	38,440	32,029	32,029	-	-	-	-	-	-	-	-
5201 PLANNING AND EQUIPPING OF HOSPITALS AND OTHER HEALTH FACIL	84,832	72,372	-	-	-	72,372	-	-	-	-	-
5300 HEALTH PLANNING	1,870	-	-	-	-	-	-	-	-	-	-
5400 HEALTH STATISTICS	1,870	1,278	-	-	-	-	1,278	-	-	-	-
5500 MANAGEMENT OF HEALTH SERVICES	1,870	-	-	-	-	-	-	-	-	-	-
6000 DEVELOPMENT OF HUMAN RESOURCES	-	6,679	-	-	-	-	6,679	-	-	-	-

COUNTRY, INTERCOUNTRY, AREA, HORS., AND OTHER PROJECTS

	AMOUNT BUDGETED	ACTUAL EXPENDITURES										WHO UNFPA & OTHER		
		TOTAL SPENT	PAHO REGULAR	PAHO SFHP	PAHO CMSF	PAHO OTHER	PAHEF	WHO REGULAR	WHO UNDP	WHO UNFPA				
6200 MEDICAL EDUCATION	6,000	14,359	11,492	-	-	-	-	-	-	-	-	2,667	-	-
6300 NURSING EDUCATION	39,455	31,920	26,959	-	-	-	-	-	-	-	-	5,361	-	-
6400 SANITARY ENGINEERING EDUCATION	4,000	-	-	-	-	-	-	-	-	-	-	-	-	-
6500 VETERINARY MEDICINE EDUCATION	2,000	1,064	-	-	-	-	-	-	-	-	-	1,064	-	-
6600 DENTAL EDUCATION	6,740	1,825	-	-	-	-	-	-	-	-	-	1,825	-	-
	1,317,086	1,418,596	278,197	-	-	3,630	94,573	6,679	33,577	406,028	294,912	-	-	-
EL SALVADOR														
0200 MALARIA ERADICATION	82,500	82,577	6,429	-	-	-	-	-	-	-	-	76,148	-	-
2000 ENVIRONMENTAL SANITATION	4,870	14,956	14,956	-	-	-	-	-	-	-	-	-	-	-
2100 WATER SUPPLIES AND SEWERAGE SYSTEMS	6,740	-	-	-	-	-	-	-	-	-	-	-	-	-
2400 AIR POLLUTION	1,070	-	-	-	-	-	-	-	-	-	-	-	-	-
3300 ZOONOSES CONTROL	3,1740	-	-	-	-	-	-	-	-	-	-	-	-	-
4100 NURSING SERVICES	16,190	18,054	18,054	-	-	-	-	-	-	-	-	-	-	-
4300 EPIDEMIOLOGY	23,255	37,347	11,319	-	-	-	-	-	-	-	-	26,028	-	-
5000 PROGRAM PLANNING AND GENERAL ACTIVITIES	39,625	43,303	43,303	-	-	-	-	-	-	-	-	-	-	-
5100 DEVELOPMENT OF HEALTH SERVICES	52,125	63,001	-	-	-	-	-	-	-	-	-	63,001	-	-
5200 MEDICAL CARE SERVICES	84,710	81,046	75,411	-	-	-	-	-	-	-	-	5,635	-	-
5500 MANAGEMENT OF HEALTH SERVICES	61,190	60,958	60,958	-	-	-	-	-	-	-	-	-	-	-
6200 MEDICAL EDUCATION	3,000	-	-	-	-	-	-	-	-	-	-	-	-	-
6400 SANITARY ENGINEERING EDUCATION	1,700	2,489	2,489	-	-	-	-	-	-	-	-	-	-	-
	380,715	403,731	232,919	-	-	-	-	-	-	-	-	170,812	-	-
FRENCH ANTILLES AND GUIANA														
0200 MALARIA ERADICATION	5,000	2,473	2,473	-	-	-	-	-	-	-	-	-	-	-
4200 LABORATORY SERVICES	5,500	6,304	6,304	-	-	-	-	-	-	-	-	-	-	-
5100 FELLOWSHIPS	7,480	1,842	1,842	-	-	-	-	-	-	-	-	-	-	-
	17,980	10,619	10,619	-	-	-	-	-	-	-	-	-	-	-
GRENADA														
5100 DEVELOPMENT OF HEALTH SERVICES	23,320	6,510	6,510	-	-	-	-	-	-	-	-	-	-	9,777
5201 HOSPITAL ADMINISTRATION	9,675	9,777	9,777	-	-	-	-	-	-	-	-	-	-	9,777
	33,195	16,287	6,510	-	-	-	-	-	-	-	-	-	-	9,777
GUATEMALA														
0100 COMMUNICABLE DISEASE CONTROL	3,740	2,996	-	-	-	-	-	-	-	-	-	2,996	-	-
0200 MALARIA ERADICATION	32,545	49,344	24,048	-	-	-	-	-	-	-	-	25,296	-	-
1301 MATERNAL AND CHILD HEALTH	-	1,000	-	-	-	-	-	-	-	-	-	1,000	-	-
2000 ENVIRONMENTAL SANITATION	39,390	45,100	45,100	-	-	-	-	-	-	-	-	-	-	-
3300 RABIES VACCINE	9,350	7,331	7,331	-	-	-	-	-	-	-	-	-	-	-
3500 UNIFIED FOOD CONTROL LABORATORY	262,893	310,372	119,060	-	-	-	67,423	-	-	-	-	-	123,889	-
4100 NURSING SERVICES	6,000	10,860	-	-	-	-	-	-	-	-	-	10,860	-	-
4201 NATIONAL LABORATORY OF HEALTH AND EPIDEMIOLOGICAL SURVEILL	5,500	2,721	2,721	-	-	-	-	-	-	-	-	-	-	-
5000 PROGRAM PLANNING AND GENERAL ACTIVITIES	46,060	56,325	56,325	-	-	-	-	-	-	-	-	-	-	-
5100 DEVELOPMENT OF HEALTH SERVICES	9,500	40,862	21,847	-	-	-	-	-	-	-	-	19,015	-	-
5101 EMERGENCY ASSISTANCE	278,443	329,444	232,257	-	-	-	92,579	4,808	-	-	-	-	-	-
5200 MEDICAL CARE SERVICES	68,665	95,570	95,570	-	-	-	-	-	-	-	-	-	-	-
5400 HEALTH STATISTICS	3,000	1,435	1,435	-	-	-	-	-	-	-	-	-	-	-
6400 SANITARY ENGINEERING EDUCATION	5,000	10,584	9,126	-	-	-	-	-	-	-	-	-	-	1,458
6500 VETERINARY MEDICINE EDUCATION	4,870	7,672	7,672	-	-	-	-	-	-	-	-	-	-	-
6600 DENTAL EDUCATION	3,250	-	-	-	-	-	-	-	-	-	-	-	-	-
8400 PURCHASE OF DENTAL EQUIPMENT	-	99,505	-	-	-	-	-	59,505	-	-	-	-	-	-

COUNTRY, INTERCOUNTRY, AREA, HQRS., AND OTHER PROJECTS	ACTUAL EXPENDITURES										
	AMOUNT BUDGETED	TOTAL SPENT	PAHD REGULAR	PAHD SPHP	PAHD CMSP	PAHD OTHER	PAHEF	MHO REGULAR	MHO UNDP	MHO UNFPA & OTHER	
8401 DENTAL COOPERATIVE PURCHASES	-	1,984	-	-	-	-	1,984	-	-	-	
	778,406	1,033,109	622,492	-	-	160,002	66,097	59,167	123,889	1,458	
GUYANA											
0200 MALARIA ERADICATION	44,710	54,319	54,319	-	-	-	-	-	-	-	
0700 AEDS/AEGYPTI ERADICATION	10,000	8,298	8,298	-	-	-	-	-	-	-	
1400 NUTRITION	33,365	32,398	32,398	-	-	-	-	-	-	-	
1600 DENTAL HEALTH	7,740	10,158	-	-	-	-	10,158	-	-	-	
2100 WATER AND SEWERAGE CORPORATION	158,945	148,609	-	-	-	-	-	-	148,609	-	
3100 VETERINARY PUBLIC HEALTH	16,900	24,899	24,899	-	-	-	-	-	-	-	
4100 NURSING SERVICES	42,665	35,030	26,780	-	-	-	-	-	8,250	-	
4301 TAXONOMY, ECOLOGY AND VECTOR CONTROL OF THE MAN-BITTING SIM	4,271	4,271	4,271	-	-	4,271	-	-	-	-	
5000 PROGRAM PLANNING AND GENERAL ACTIVITIES	46,670	46,668	13,130	-	-	-	-	33,538	-	-	
5100 DEVELOPMENT OF HEALTH SERVICES	32,550	41,596	41,596	-	-	-	-	-	-	-	
5500 MANAGEMENT OF HEALTH SERVICES	34,365	30,800	30,800	-	-	-	-	-	-	-	
	427,910	437,046	232,220	-	-	4,271	-	43,696	156,859	-	
HAITI											
0200 MALARIA ERADICATION	174,790	216,778	216,778	-	-	-	-	-	-	-	
1300 FAMILY HEALTH AND POPULATION DYNAMICS	535,197	999,341	-	-	-	24,536	10,900	-	-	999,341	
1400 NUTRITION	87,083	82,062	46,626	-	-	-	-	-	-	-	
2100 WATER SUPPLIES	33,420	38,976	38,976	-	-	-	-	-	-	-	
2101 PROVISION OR IMPROVEMENT OF WATER SERVICE IN TEN MEDIUM-SI	89,710	90,030	-	-	-	-	-	7,917	82,113	-	
3100 VETERINARY PUBLIC HEALTH	42,710	39,110	39,110	-	-	-	-	-	-	-	
4100 NURSING SERVICES	53,895	40,596	40,596	-	-	-	-	-	-	-	
5000 PROGRAM PLANNING AND GENERAL ACTIVITIES	75,040	78,012	50,631	-	-	-	-	21,381	-	-	
5100 DEVELOPMENT OF HEALTH SERVICES	122,770	113,464	63,639	-	-	-	-	49,825	-	-	
5500 MANAGEMENT OF HEALTH SERVICES	31,645	21,830	21,830	-	-	-	-	-	-	-	
6200 MEDICAL EDUCATION	4,870	19,461	19,461	-	-	-	-	-	-	-	
8100 MEDICAL TEXTBOOKS	5,000	-	-	-	-	-	-	-	-	-	
	1,256,930	1,739,660	537,647	-	-	24,536	10,900	85,123	82,113	999,341	
HONDURAS											
0200 MALARIA ERADICATION	-	12,355	-	-	-	-	-	-	12,355	-	
2000 ENGINEERING AND ENVIRONMENTAL SCIENCES	47,100	52,374	52,374	-	-	-	-	-	-	-	
2100 WATER SUPPLIES	13,330	3,308	-	-	1,385	-	-	-	-	-	
2101 WATER SUPPLIES AND SEWERAGE IN SAN PEDRO SULA	40,294	43,366	-	-	43,366	-	-	-	-	-	
2102 ADVISORY SERVICES IN WATER SUPPLIES	19,492	10,684	-	-	10,684	-	-	-	-	-	
2103 WATER SUPPLY DEVELOPMENT	17,000	10,880	-	-	10,880	-	-	-	-	-	
3100 VETERINARY PUBLIC HEALTH	254,882	143,748	-	-	-	143,748	-	-	-	-	
4300 EPIDEMIOLOGY AND LABORATORY SERVICES	69,565	82,284	36,104	-	-	-	-	-	-	-	
5000 PROGRAM PLANNING AND GENERAL ACTIVITIES	55,040	53,846	53,846	-	-	-	-	46,180	-	-	
5100 DEVELOPMENT OF HEALTH SERVICES	72,240	101,655	101,655	-	-	-	-	-	-	-	
5102 EMERGENCY ASSISTANCE	28,741	1,827	-	-	-	1,811	16	-	-	-	
5200 MEDICAL CARE SERVICES	25,290	25,420	-	-	-	-	-	25,420	-	-	
5201 HOSPITAL PLANNING AND ADMINISTRATION	587,597	156,687	-	-	-	156,687	-	-	-	-	
5500 MANAGEMENT OF HEALTH SERVICES	36,305	34,698	34,698	-	-	-	-	-	-	-	
6000 DEVELOPMENT OF HUMAN RESOURCES	-	1,787	-	-	-	-	1,787	-	-	-	
6200 MEDICAL EDUCATION	4,870	6,308	-	-	-	-	-	6,308	-	-	
6400 SANITARY ENGINEERING EDUCATION	4,750	4,165	4,165	-	-	-	-	-	-	-	

COUNTRY, INTERCOUNTRY, AREA, HQRS., AND OTHER PROJECTS

	AMOUNT BUDGETED	ACTUAL EXPENDITURES										WHO UNFPA & OTHER	
		TOTAL SPENT	PAHO REGULAR	PAHO SFHP	PAHO CNSF	PAHO OTHER	PAHEF	WHO REGULAR	WHO UNDP				
NICARAGUA	17,640	21,687	607	-	-	-	-	-	-	-	-	21,080	-
0200 MALARIA ERADICATION	95,370	114,156	62,449	-	-	-	-	-	-	-	-	51,707	-
2000 ENVIRONMENTAL SANITATION	56,190	69,756	-	-	-	-	-	-	-	-	-	41,824	27,932
3101 ENVIRONMENTAL HEALTH STUDY	-	9,111	-	-	-	-	-	9,111	-	-	-	-	-
4100 NURSING SERVICES	34,740	28,171	8,880	-	-	-	-	-	-	-	-	28,171	-
4300 EPIDEMIOLOGY AND LABORATORY SERVICES	5,240	8,880	-	-	-	-	-	-	-	-	-	-	-
5000 PROGRAM PLANNING AND GENERAL ACTIVITIES	60,910	71,112	-	-	-	-	-	-	-	-	-	71,112	-
5100 DEVELOPMENT OF HEALTH SERVICES	24,900	52,470	-	-	-	-	-	-	-	-	-	52,470	-
5101 EMERGENCY RELIEF AND REHABILITATION SERVICES	4,200	4,329	129	-	-	-	-	4,200	-	-	-	-	-
5201 ORGANIZATION OF HOSPITAL SERVICES DURING RECONSTRUCTION	33,250	28,426	-	-	-	-	-	-	-	-	-	-	-
6000 IMPROVEMENT OF TEACHING IN THE FACULTIES OF HEALTH SCIENCE	164,980	57,780	-	-	-	-	-	56,637	1,143	-	-	-	28,426
6001 DEVELOPMENT OF HUMAN RESOURCES	10,120	6,601	-	-	-	-	-	-	-	-	-	6,601	-
	489,900	450,792	71,458	-	-	-	-	69,948	1,143	-	-	251,885	56,358
PANAMA													
0200 MALARIA ERADICATION	102,470	140,282	33,902	-	-	-	-	-	-	-	-	106,390	-
0700 AEGES AEGYPTI ERADICATION	24,420	28,604	28,604	-	-	-	-	-	-	-	-	-	-
1301 GENERAL CHILD AND FAMILY HEALTH	6,740	-	-	-	-	-	-	-	-	-	-	-	-
2000 ENVIRONMENTAL SANITATION	61,640	26,758	26,758	-	-	-	-	-	-	-	-	-	-
3200 FOOT-AND-MOUTH DISEASE CONTROL	42,460	43,708	43,708	-	-	-	-	-	-	-	-	-	-
4200 LABORATORY SERVICES	1,870	-	-	-	-	-	-	-	-	-	-	-	-
4300 EPIDEMIOLOGY	30,200	47,064	47,064	-	-	-	-	-	-	-	-	-	-
5000 PROGRAM PLANNING AND GENERAL ACTIVITIES	49,100	68,311	-	-	-	-	-	-	-	-	-	68,311	-
5100 DEVELOPMENT OF HEALTH SERVICES	17,640	97,975	-	-	-	-	-	-	-	-	-	97,975	-
5200 MEDICAL CARE SERVICES	4,870	28,018	28,018	-	-	-	-	-	-	-	-	-	-
6200 MEDICAL EDUCATION	1,870	2,032	-	-	-	-	-	-	-	-	-	2,032	-
6300 NURSING EDUCATION	6,740	6,985	-	-	-	-	-	-	-	-	-	6,985	-
6400 SANITARY ENGINEERING EDUCATION	6,870	4,549	4,549	-	-	-	-	-	-	-	-	-	-
6600 DENTAL EDUCATION	8,290	17,221	-	-	-	-	-	-	-	-	-	17,221	-
	365,180	509,517	212,603	-	-	-	-	-	-	-	-	296,916	-
PARAGUAY													
0100 COMMUNICABLE DISEASES	18,610	6,139	6,139	-	-	-	-	-	-	-	-	-	-
0200 MALARIA ERADICATION	48,060	39,741	39,741	-	-	-	-	-	-	-	-	-	-
1300 FAMILY HEALTH AND POPULATION DYNAMICS	16,160	11,374	-	-	-	-	-	-	-	-	-	11,374	-
2000 ENVIRONMENTAL SANITATION	51,250	72,872	35,922	-	-	-	-	-	-	-	-	-	36,950
3100 VETERINARY PUBLIC HEALTH	50,706	24,397	-	-	-	-	-	24,397	-	-	-	-	-
3200 FOOT-AND-MOUTH DISEASE CONTROL	57,971	59,247	41,386	-	-	-	-	17,861	-	-	-	-	-
4100 NURSING SERVICES	12,000	5,034	-	-	-	-	-	-	-	-	-	5,034	-
5000 PROGRAM PLANNING AND GENERAL ACTIVITIES	54,740	27,794	27,794	-	-	-	-	-	-	-	-	-	-
5100 DEVELOPMENT OF HEALTH SERVICES	4,870	4,009	4,009	-	-	-	-	-	-	-	-	-	-
5101 HEALTH SERVICES IN DEVELOPING AREAS	55,690	75,864	75,864	-	-	-	-	-	-	-	-	-	-
5400 HEALTH STATISTICS	-	2,500	2,500	-	-	-	-	-	-	-	-	-	-
5500 MANAGEMENT OF HEALTH SERVICES	22,680	1,579	1,579	-	-	-	-	-	-	-	-	-	-
6000 DEVELOPMENT OF HUMAN RESOURCES	26,660	23,081	16,518	-	-	-	-	-	6,563	-	-	-	-
	419,397	353,631	251,452	-	-	-	-	42,258	6,563	-	-	16,408	36,950

COUNTRY, INTERCOUNTRY, AREA, MORS., AND OTHER PROJECTS

ACTUAL EXPENDITURES

	AMOUNT BUDGETED	TOTAL SPENT	ACTUAL EXPENDITURES							WHO UNEPA & OTHER		
			PAHO REGULAR	PAHO SFHP	PAHO CM5F	PAHO OTHER	PAHEF	WHO REGULAR	WHO UNDP			
PERU												
0100 COMMUNICABLE DISEASES	20,840	21,527									15,313	
0200 MALARIA ERADICATION	40,410	54,747	54,747				6,214					
1500 MENTAL HEALTH	7,500	9,914									9,914	
1700 CANCER CONTROL	6,000	4,438										
2000 ENVIRONMENTAL SANITATION	46,720	49,600	49,600									
2100 WATER SUPPLIES	4,870	1,209									1,209	
2101 WATER AND SEWER ADMINISTRATION		2,927			2,927							
2400 AIR POLLUTION	7,870	5,216										
2500 RADIATION PROTECTION	3,870	12,578									12,578	
3000 INDUSTRIAL HYGIENE	4,500	5,316									5,316	
3100 VETERINARY PUBLIC HEALTH	10,870	10,390									10,390	
3200 FOOT-AND-MOUTH DISEASE CONTROL		31,970					31,970					
3300 RABIES CONTROL	7,870	13,312									13,312	
3301 HYDATTOSIS CONTROL	8,240	5,124										
4200 LABORATORY SERVICES	9,000	5,321	5,321									
4201 NATIONAL HEALTH LABORATORIES	7,931	6,608					6,608					
5000 PROGRAM PLANNING AND GENERAL ACTIVITIES	57,055	98,157	98,157									
5100 DEVELOPMENT OF HEALTH SERVICES	19,980	1,493	1,493								24,513	
5101 DEVELOPMENT OF HEALTH SERVICES IN THE EASTERN REGION	62,000	137,255	17,847								119,408	
5102 EXTENSION OF HEALTH SERVICES, NORTHERN REGION	90,860	56,740	24,311								25,426	7,003
5103 EXTENSION OF HEALTH SERVICES IN THE SOUTHERN HIGHLANDS		26,517									26,547	
5200 MEDICAL CARE SERVICES	46,720	49,687	49,687									
5400 HEALTH STATISTICS	6,370	894									894	
5402 HEALTH INFORMATION SYSTEMS	14,870	21,489									21,489	
5500 MANAGEMENT OF HEALTH SERVICES	5,500											
6000 DEVELOPMENT OF HUMAN RESOURCES	11,240	2,973	2,973									
6100 SCHOOL OF PUBLIC HEALTH	10,000	3,000									3,000	
6200 MEDICAL EDUCATION	3,000	12,144	12,144									
6201 CENTER FOR TRAINING IN PHYSIOLOGY AND PATHOLOGY OF HIGHLAN	8,500	2,537	2,537									
6300 NURSING EDUCATION	6,740	6,185									6,185	
6301 TRAINING OF HEALTH AUXILIARIES	20,500	16,540	16,540									
6400 SANITARY ENGINEERING EDUCATION	3,500	7,064										
6500 VETERINARY MEDICINE EDUCATION	6,000	4,724									4,724	
6600 DENTAL EDUCATION	20,175	3,211	3,211									
7400 HOSPITAL MAINTENANCE AND ENGINEERING	14,740	8,227	8,227									
	594,241	683,577	328,637		2,927		44,792				180,810	126,411
SURINAM												
0200 MALARIA ERADICATION	41,840	40,797									40,797	
0800 SCHISTOSOMIASIS	4,870	2,319									1,919	
2000 ENVIRONMENTAL SANITATION	6,740	5,839										
3100 VETERINARY PUBLIC HEALTH	4,870	12,784					5,701					
4100 NURSING SERVICES	36,060	35,961									35,961	
5000 PROGRAM PLANNING AND GENERAL ACTIVITIES	66,860	70,004	70,004									
5100 DEVELOPMENT OF HEALTH SERVICES	19,900	4,554	4,554									
6200 MEDICAL EDUCATION	4,870	1,120	1,120									
	184,010	172,978	88,600				5,701				78,677	
TRINIDAD AND TOBAGO												
2000 ENVIRONMENTAL SANITATION	50,110	28,804	28,804									
2100 STRENGTHENING OF TRAINING UNIT OF WATER AND SEWERAGE AUTHO	77,400	50,196										50,067
3100 VETERINARY PUBLIC HEALTH	51,300	55,568									55,568	
4300 EPIDEMIOLOGY	13,900											
5000 PROGRAM PLANNING AND GENERAL ACTIVITIES	70,187	66,872	56,735								10,137	

COUNTRY, INTERCOUNTRY, AREA, HQRS., AND OTHER PROJECTS	ACTUAL EXPENDITURES										
	AMOUNT BUDGETED	TOTAL SPENT	PAHO REGULAR	PAHO SFHP	PAHO CMSF	PAHO OTHER	PAHEF	WHO REGULAR	WHO UNDP	WHO UNEPA & OTHER	
5100 DEVELOPMENT OF HEALTH SERVICES	31,640	26,017	10,000	-	-	-	-	16,017	-	-	
5400 HEALTH STATISTICS	8,292	6,327	-	-	-	-	-	6,327	-	-	
5500 MANAGEMENT OF HEALTH SERVICES	32,865	26,337	26,337	-	-	-	-	-	-	-	
6500 DEVELOPMENT OF CURRICULUM FOR ANIMAL HEALTH ASSISTANTS	89,900	54,170	-	-	-	-	-	-	54,170	-	
6600 TRAINING SCHOOL FOR DENTAL NURSES	206,900	196,962	-	-	-	-	-	-	196,962	-	
7400 HEALTH AND MAINTENANCE SERVICES	86,157	37,881	-	-	-	37,881	-	-	-	-	
	718,649	549,134	122,005	-	-	37,881	-	88,049	301,199	-	
URUGUAY											
0100 COMMUNICABLE DISEASE CONTROL	5,000	7,847	7,847	-	-	-	-	-	-	-	
0800 CHAGAS' DISEASE	2,500	-	-	-	-	-	-	-	-	-	
1300 MATERNAL AND CHILD HEALTH	5,870	14,538	14,538	-	-	-	-	-	-	-	
1500 MENTAL HEALTH	5,870	4,166	4,166	-	-	-	-	-	-	-	
1700 CHRONIC DISEASES	2,500	1,460	1,460	-	-	-	-	-	-	-	
2000 ENVIRONMENTAL SANITATION	5,870	4,924	4,924	-	-	-	-	-	-	-	
2100 WATER SUPPLIES AND SEWAGE	32,257	29,253	19,225	-	10,028	-	-	-	-	-	
3000 INDUSTRIAL HYGIENE	3,300	4,480	4,480	-	-	-	-	-	-	-	
3300 HYDATIDIOSIS CONTROL	57,486	54,448	5,115	-	-	-	-	-	49,333	-	
4100 NURSING SERVICES	39,945	31,890	-	-	-	-	-	29,640	2,250	-	
4200 LABORATORY SERVICES	2,500	-	-	-	-	-	-	-	-	-	
5000 PROGRAM PLANNING AND GENERAL ACTIVITIES	64,200	62,458	24,167	-	-	-	-	38,291	-	-	
5100 DEVELOPMENT OF HEALTH SERVICES	15,900	22,900	22,900	-	-	-	-	-	-	-	
5200 MEDICAL CARE AND HOSPITAL ADMINISTRATION	9,950	5,392	-	-	-	-	-	-	5,392	-	
5201 GERONTOLOGY	3,000	53	53	-	-	-	-	-	-	-	
5400 HEALTH STATISTICS	4,070	5,143	-	-	-	-	-	5,143	-	-	
5500 MANAGEMENT OF HEALTH SERVICES	42,910	32,708	-	-	-	-	-	32,708	-	-	
6001 COLLABORATION WITH THE UNIVERSITY OF THE REPUBLIC	-	7,453	-	-	-	-	-	7,453	-	-	
6100 TRAINING OF HEALTH PERSONNEL	10,000	1,308	1,308	-	-	-	-	-	-	-	
6200 MEDICAL EDUCATION	9,740	-	-	-	-	-	-	-	-	-	
6400 SANITARY ENGINEERING EDUCATION	4,000	6,689	-	-	-	-	-	6,689	-	-	
7400 MAINTENANCE AND IMPROVEMENT OF HEALTH INSTALLATIONS	26,135	13,104	13,104	-	-	-	-	-	-	-	
	353,273	310,214	123,287	-	10,028	-	-	119,924	56,975	-	
UNITED STATES OF AMERICA											
5100 CONSULTANTS IN SPECIALIZED FIELDS	33,000	43,586	-	-	-	-	-	43,586	-	-	
5101 FIELD OFFICE - UNITED STATES-MEXICO BORDER	142,288	157,887	86,336	-	-	-	-	73,551	-	-	
5102 FELLOWSHIPS	49,650	46,911	27,244	-	-	-	-	19,667	-	-	
5300 HEALTH PLANNING	-	26,832	-	-	-	26,832	-	-	-	-	
	225,138	275,216	111,580	-	-	26,832	-	136,804	-	-	
VENEZUELA											
0100 COMMUNICABLE DISEASES	12,740	5,899	-	-	-	-	-	5,899	-	-	
0400 TUBERCULOSIS CONTROL	39,210	41,037	41,037	-	-	-	-	-	-	-	
1300 FAMILY HEALTH	4,870	11,424	11,424	-	-	-	-	-	-	-	
1400 NUTRITION	18,950	6,777	-	-	-	-	-	6,777	-	-	
1500 OCCUPATIONAL THERAPY AND MENTAL HEALTH	6,740	10,963	-	-	-	-	-	10,963	-	-	
1600 DENTAL HEALTH	6,740	7,783	-	-	-	-	-	7,783	-	-	
1700 CANCER AND CHRONIC DISEASES	10,160	4,788	-	-	-	-	-	4,788	-	-	
2000 ENVIRONMENTAL SANITATION	8,290	28,786	-	-	7,191	-	-	19,595	-	-	
2300 ENVIRONMENTAL POLLUTION RESEARCH CENTER	84,702	138,523	-	-	-	35,126	-	-	103,197	-	
3000 INDUSTRIAL HYGIENE	10,160	16,385	16,385	-	-	-	-	-	-	-	
3100 VETERINARY PUBLIC HEALTH	464,919	363,249	-	-	-	363,249	-	-	-	-	
3200 FOOT-AND-MOUTH DISEASE CONTROL	50,000	50,000	-	-	-	50,000	-	-	-	-	

COUNTRY, INTERCOUNTRY, AREA, HQRS., AND OTHER PROJECTS

ACTUAL EXPENDITURES

	AMOUNT BUDGETED	TOTAL SPENT	PAHO REGULAR	PAHO SFHP	PAHO CWSF	PAHO OTHER	PAHEF	WHO REGULAR	WHO UNDP	WHO UNFPA & OTHER
0700 Aedes Aegypti Eradication	107,230	88,304	45,140	-	-	-	-	43,164	-	-
0710 Aedes Aegypti Eradication (Caribbean)	42,900	47,527	47,527	-	-	-	-	-	-	-
0800 Parasitic Diseases	27,000	24,243	-	-	-	-	-	24,243	-	-
0880 Symposium on Research and Control of Onchocerciasis	3,677	3,677	-	-	-	3,677	-	-	-	-
0881 Symposium on Trypanosomiasis Research	7,188	7,188	-	-	-	7,188	-	-	-	-
1200 Viral Diseases	52,780	37,950	-	-	-	-	37,950	-	-	-
1201 Bacterial Diseases	23,000	415	-	-	-	-	415	-	-	-
1202 Rickettsial Diseases	8,000	1,057	-	-	-	-	1,057	-	-	-
1203 Gastroenteritis	19,000	17,829	-	-	-	-	17,829	-	-	-
1273 Mycology Research and Training	12,740	2,872	-	-	-	-	2,872	-	-	-
1282 Conference on Mycology	6,042	6,042	-	-	-	6,042	-	-	-	-
1283 Conference on Meningococcal Meningitis	-	22,217	-	-	-	-	22,217	-	-	-
1300 Family Health and Population Dynamics	659,102	616,100	43,280	-	-	-	40,317	-	-	532,503
1301 Maternal and Child Health	3,000	3,208	-	-	-	-	9,208	-	-	-
1310 Family Health and Population Dynamics (Area I)	158,779	110,963	-	-	-	-	14,994	-	-	95,969
1312 Continuing Education in Administration of Family Planning	251,685	97,250	-	-	-	-	-	-	-	97,250
1320 Maternal and Child Health and Population Dynamics (Area II)	33,025	6,948	-	-	-	-	-	-	-	-
1330 Maternal and Child Health (Area III)	68,115	55,961	-	-	-	-	-	-	-	-
1331 Maternal, Child and Family Health in Rural Areas (Area III)	20,236	10,944	-	-	-	10,944	-	-	-	-
1332 Social Pediatrics Program in Central America	20,236	20,237	-	-	-	20,237	-	-	-	-
1360 Maternal and Child Health (Area VI)	87,906	56,383	18,715	-	-	-	-	-	-	37,668
1370 Latin American Center for Perinatology and Human Development	333,431	326,434	109,926	-	-	-	24,542	191,966	-	-
1372 Maternal and Child Health Development	220,973	77,009	67,655	-	-	-	9,354	-	-	-
1373 Refresher Course for Midwives	-	500	-	-	-	-	500	-	-	-
1376 Nursing Midwifery	70,425	49,744	49,744	-	-	-	-	-	-	-
1400 Nutrition Advisory Services	50,540	52,687	49,440	-	-	-	-	3,247	-	-
1401 National Food and Nutrition Policies	47,891	40,599	-	-	-	40,599	-	-	-	-
1410 Nutrition Advisory Services (Area II)	43,790	31,323	-	-	-	-	-	31,323	-	-
1411 Caribbean Food and Nutrition Institute	590,896	589,106	257,495	-	-	195,647	80,796	55,168	-	-
1430 Institute of Nutrition of Central America and Panama	3,276,616	5,370,824	614,187	120,662	-	3,766,508	820,520	50,947	-	-
1440 Nutrition Advisory Services (Area IV)	50,510	45,234	-	-	-	-	-	45,234	-	-
1472 Nutrition Training	63,260	57,593	57,593	-	-	-	-	-	-	-
1473 Nutrition Teaching in Medical Schools	6,000	-	-	-	-	-	-	-	-	-
1474 Nutrition Research	8,000	14,644	5,509	-	-	9,135	-	-	-	-
1475 Surveillance of Nutritional Status	6,000	4,000	-	-	-	-	-	4,000	-	-
1479 (Gene) Determination in Endemic Goiter	6,000	-	-	-	-	-	-	-	-	-
1500 Mental Health	64,740	74,476	74,476	-	-	-	-	-	-	-
1531 Seminar on Drug Dependence in Central America, Mexico and	15,000	14,641	-	-	-	-	-	-	-	14,641
1581 Courses in Community Psychiatry	226,683	77,571	-	-	-	77,571	-	-	-	-
1583 Epidemiology of Alcoholism	59,540	83,491	83,491	-	-	-	-	-	-	-
1600 Dental Health	11,562	11,562	7,033	-	-	4,564	-	-	-	-
1670 Dental Epidemiology	17,880	75,211	75,211	-	-	-	-	-	-	-
1671 Fluoridation	14,319	3,251	-	-	-	-	249	-	-	-
1672 Laboratory for Control of Dental Products	3,043	8,822	5,911	-	-	-	566	-	-	-
1673 Human and Material Resources in Dentistry	10,711	12,886	11,777	-	-	-	-	-	-	-
1674 Communications and Information in Dental Science	30,447	21,484	-	-	-	-	1,119	-	-	-
1676 Res. on Plaque in Communities with High and Low Incidence	-	7,239	-	-	-	-	21,484	-	-	-
1677 Assistance to Latin American Association of Faculties of D	17,000	24,882	24,882	-	-	-	7,239	-	-	-
1680 Seminar on Implementation of Dental Health Programs	96,640	86,772	86,772	-	-	-	-	-	-	-
1700 Chronic Diseases	47,390	29,461	29,461	-	-	-	-	-	-	-
1771 Cancer Control	15,000	519	-	-	-	-	-	519	-	-
1774 Epidemiological Study on Epilepsy	8,807	8,807	-	-	-	8,807	-	-	-	-
1776 Control of Cardiovascular Diseases	12,791	18,092	-	-	-	18,092	-	-	-	-
1779 Latin American Cancer Research Project	57,740	46,525	46,525	-	-	-	-	-	-	-
2000 Environmental Sanitation	63,040	64,114	64,114	-	-	-	-	-	-	-
2010 Sanitary Engineering (Area I)	35,870	26,786	26,786	-	-	-	-	-	-	-
2020 Sanitary Engineering (Area II)	101,205	98,587	98,587	-	-	-	-	-	-	-
2030 Sanitary Engineering (Area III)	-	-	-	-	-	-	-	26,786	-	-

COUNTRY, INTERCOUNTRY, AREA, HQRS., AND OTHER PROJECTS

	AMOUNT BUDGETED	TOTAL SPENT	ACTUAL EXPENDITURES							MHO UNDP	MHO UNEPA & OTHER
			PAHO REGULAR	PAHO SFHP	PAHO CMSP	PAHO OTHER	PAHEF	MHO REGULAR			
2070 PAN AMERICAN CENTER FOR SANITARY ENGINEERING & ENVIRONMENT	789,205	918,458	465,520	-	-	185,541	-	-	-	267,397	-
2071 PROMOTION OF SANITARY ENGINEERING	16,000	28,210	-	-	-	-	-	-	-	28,210	-
2100 WATER SUPPLIES	165,430	165,896	148,588	-	-	-	-	-	-	17,308	-
2172 RURAL WATER SUPPLY AND SANITATION	46,560	46,560	-	-	-	-	-	-	-	-	-
2173 INSTITUTIONAL DEVELOPMENT	227,493	276,809	213,526	-	42,140	-	-	11,771	-	9,372	-
2174 CARIBBEAN BASIN WATER MANAGEMENT PROGRAM	56,077	144,255	-	-	-	144,255	-	-	-	-	-
2183 SYMPOSIUM ON TREATMENT OF LIQUID WASTES	-	13,778	-	-	-	-	-	-	-	13,778	-
2300 CENTER FOR HUMAN ECOLOGY AND HEALTH	216,500	172,775	66,197	-	-	12,653	-	-	-	84,700	9,225
2361 COLLABORATION WITH THE COMISION TECNICA MIXTA SALTO GRANDE	-	2,000	2,000	-	-	-	-	-	-	-	-
2500 HEALTH ASPECTS OF RADIATION	15,000	14,146	-	-	-	-	-	-	-	14,146	-
2570 RADIATION HEALTH PROTECTION	56,940	56,379	56,379	-	-	-	-	-	-	-	-
2571 RADIATION SURVEILLANCE	2,500	2,591	2,591	-	-	-	-	-	-	-	-
2600 CONTROL OF TOXIC SUBSTANCES	7,500	6,268	-	-	-	-	-	-	-	6,268	-
2940 SANITARY ENGINEERING PLANNING IN THE ANDEAN REGION (AREA I	33,815	48,388	48,388	-	-	-	-	-	-	-	-
2970 DEVELOPMENT OF RIVER BASINS	9,000	-	-	-	-	-	-	-	-	-	-
3080 THE NEEDS AND CONDITION OF THE WORKING WOMAN IN LATIN AMER	1,003	-	-	-	-	-	-	-	-	-	-
3100 ANIMAL HEALTH AND VETERINARY PUBLIC HEALTH	-	24,923	24,923	-	-	-	-	-	-	-	-
3110 VETERINARY PUBLIC HEALTH (AREA I)	48,750	66,866	-	-	-	-	-	-	-	66,866	-
3120 VETERINARY PUBLIC HEALTH (AREA II)	53,030	53,752	53,752	-	-	-	-	-	-	-	-
3130 VETERINARY PUBLIC HEALTH (AREA III)	51,770	50,456	6,491	-	-	-	-	-	-	43,965	-
3131 COMMUNICATION IN ANIMAL HEALTH (AREA III)	187,064	74,203	5,717	-	-	68,486	-	-	-	-	-
3140 VETERINARY PUBLIC HEALTH (AREA IV)	50,450	44,593	-	-	-	-	-	-	-	44,593	-
3170 CENSUS OF PRIMATES	17,373	6,287	-	-	-	6,287	-	-	-	-	-
3171 CONSERVATION OF NON-HUMAN PRIMATES	83,334	119,034	25,000	-	-	94,034	-	-	-	-	-
3180 CONFERENCE ON USE OF SOUTH AMERICAN PRIMATES FOR BIOMEDICA	7,614	4,002	-	-	-	4,002	-	-	-	-	-
3200 PAN AMERICAN FOOT-AND-MOUTH DISEASE CENTER	2,016,127	2,248,309	2,075,191	-	-	173,118	-	-	-	-	-
3230 REGIONAL LABORATORY FOR DIAGNOSIS OF VESTICULAR DISEASES (A	115,800	769	769	-	-	-	-	-	-	769	-
3300 PAN AMERICAN ZOONOSES CENTER	1,183,420	1,311,464	516,700	-	-	295,481	-	-	-	252,135	247,148
3370 RABIES CONTROL	8,000	6,064	6,064	-	-	-	-	-	-	-	-
3500 FOOD HYGIENE	8,000	64,013	13,959	-	-	-	-	-	-	50,054	-
3571 FOOD HYGIENE TRAINING CENTER	59,800	62,275	-	-	-	-	-	-	-	62,275	-
3600 DRUG CONTROL	57,375	37,320	23,153	-	-	-	-	-	-	14,167	-
3700 TRAFFIC ACCIDENTS	13,557	10,155	-	-	-	-	-	-	-	10,155	-
4100 SYSTEMS OF NURSING SERVICES	49,255	21,663	19,539	-	-	-	-	-	-	2,124	-
4110 NURSING (AREA I)	42,900	29,738	29,738	-	-	-	-	-	-	-	-
4120 NURSING (AREA II)	20,580	14,489	14,489	-	-	-	-	-	-	-	-
4130 NURSING (AREA III)	109,700	117,974	117,974	-	-	-	-	-	-	-	-
4140 NURSING (AREA IV)	52,785	46,455	46,455	-	-	-	-	-	-	-	-
4170 HOSPITAL NURSING SERVICES	46,100	14,170	-	-	-	-	-	-	-	14,170	-
4171 PROGRAMMING OF NURSING SERVICES	94,430	75,527	39,347	-	-	-	-	-	-	36,180	-
4172 STANDARDS IN NURSING PRACTICE	12,000	12,123	-	-	-	-	-	-	-	12,123	-
4174 SYSTEMS OF NURSING	29,850	28,011	6,723	-	-	-	-	-	-	21,288	-
4180 COMMUNITY HEALTH NURSING	22,000	14,944	-	-	-	-	-	-	-	14,944	-
4181 TECHNICAL ADVISORY COMMITTEE ON NURSING	8,500	7,973	-	-	-	-	-	-	-	7,973	-
4200 LABORATORY SERVICES	14,300	5,204	-	-	-	-	-	-	-	5,204	-
4240 LABORATORY SERVICES (AREA IV)	41,010	45,010	45,010	-	-	-	-	-	-	-	-
4280 TRAINING OF LABORATORY PERSONNEL	12,000	-	-	-	-	-	-	-	-	-	-
4300 EPIDEMIOLOGICAL SURVEILLANCE	144,025	98,484	37,689	-	-	-	-	-	-	60,795	-
4330 EPIDEMIOLOGY (AREA I)	67,900	73,029	73,029	-	-	-	-	-	-	-	-
4340 EPIDEMIOLOGY (AREA II)	55,050	53,251	53,251	-	-	-	-	-	-	-	-
4360 EPIDEMIOLOGY (AREA VI)	52,070	15,256	15,256	-	-	-	-	-	-	-	-
4370 CARIBBEAN EPIDEMIOLOGY CENTER	630,886	637,624	93,046	-	-	427,022	-	-	-	117,856	-
4400 HEALTH EDUCATION (CARIBBEAN)	9,300	5,778	-	-	-	-	-	-	-	5,778	-
4410 HEALTH EDUCATION (CARIBBEAN)	47,750	56,554	56,554	-	-	-	-	-	-	15,778	-
4470 TRAINING OF TEACHERS IN HEALTH EDUCATION	7,000	-	-	-	-	-	-	-	-	-	-
4500 DISABILITY PREVENTION AND REHABILITATION	61,540	52,384	52,384	-	-	-	-	-	-	-	-
5002 COORDINATION WITH FOUNDATIONS	73,504	560,920	28,919	-	-	-	-	-	-	-	-
5005 COMMUNITY AID FUND	-	-	-	-	-	-	-	-	534,001	-	-

COUNTRY, INTERCOUNTRY, AREA, PCRS., AND OTHER PROJECTS	ACTUAL EXPENDITURES										
	AMOUNT BUDGETED	TOTAL SPENT	PAHD REGULAR	PAHD SFHP	PAHD CM5F	PAHD OTHER	PAHEF	REGULAR	UNDP	WHO UNFPA & OTHER	
6570 TRAINING OF ANIMAL HEALTH AND VETERINARY PUBLIC HEALTH ASS	374,000	246,549	-	-	-	-	-	-	246,549	-	
6580 SEMINARS ON VETERINARY MEDICINE EDUCATION	9,000	813	-	-	-	-	-	813	-	-	
6600 DENTAL EDUCATION	21,050	7,447	7,447	-	-	-	-	-	-	-	
6670 TRAINING OF AUXILIARY DENTAL PERSONNEL	6,000	2,897	-	-	-	-	-	2,897	-	-	
6910 EDUCATION AND TRAINING OF PARAMEDICAL PERSONNEL (CARIBBEAN	412,722	488,272	5,990	-	-	102,757	-	62,448	317,077	-	
7200 PRODUCTION AND QUALITY CONTROL OF BIOLOGICALS	60,550	65,028	13,852	-	-	-	-	51,136	-	-	
7400 HEALTH FACILITIES MAINTENANCE AND ENGINEERING	74,840	65,267	65,267	-	-	-	-	-	-	-	
7600 FINANCING THE HEALTH SECTOR	56,540	65,695	65,695	-	-	-	-	-	-	-	
8100 MEDICAL TEXTBOOKS	301,000	4,000	4,000	-	-	-	-	-	-	-	
8300 NURSING TEXTBOOKS	13,000	27,348	-	-	-	26,772	-	576	-	-	
8400 PURCHASE OF EQUIPMENT FOR VETERINARY MEDICINE EDUCATION	4,000	2,432	-	-	-	-	2,432	-	-	-	
8570 REGIONAL LIBRARY OF MEDICINE AND THE HEALTH SCIENCES	663,850	617,218	84,646	67,127	-	533,958	-	131,487	-	-	
8701 CARTA MEDICA	5,000	11,119	-	-	-	-	11,119	-	-	-	
8770 EDUCATIONAL TECHNOLOGY IN NURSING	155,210	67,942	42,579	-	-	-	-	25,363	-	-	
8900 COORDINATION OF INTERNATIONAL RESEARCH	112,260	123,758	107,077	-	-	16,681	-	-	-	-	
8901 PAHD RESEARCH GRANT PROGRAM	100,000	88,858	88,858	-	-	-	-	-	-	-	
TOTAL INTERCOUNTRY PROJECTS	20,424,538	21,863,406	8,403,063	496,148	42,140	6,294,184	1,823,608	3,110,891	876,764	818,608	
AREA OFFICES											
I AREA I OFFICE CARACAS	248,755	200,170	200,170	-	-	-	-	-	-	-	
II AREA II OFFICE MEXICO CITY	281,155	258,214	258,214	-	-	-	-	-	-	-	
III AREA III OFFICE GUATEMALA CITY	177,230	231,905	231,905	-	-	-	-	-	-	-	
IV AREA IV OFFICE LIMA	266,195	278,576	278,576	-	-	-	-	-	-	-	
V AREA V OFFICE BRASLIA	308,558	329,865	329,865	-	-	-	-	-	-	-	
VI AREA VI OFFICE BUENOS AIRES	143,855	182,535	182,535	-	-	-	-	-	-	-	
TOTAL AREA OFFICES	1,425,748	1,481,265	1,481,265	-	-	-	-	-	-	-	
HEADQUARTERS	9,444,750	9,442,825	6,353,061	-	-	31,801	-	3,045,013	-	12,950	
EDITORIAL SERVICES & PUBLICATIONS											
5400 EDITORIAL SERVICES	21,000	28,041	28,041	-	-	-	-	-	-	-	
8401 PUBLICATIONS	814,305	555,346	420,569	-	-	-	-	134,777	-	-	
8602 VISUAL AIDS	165,265	155,533	152,473	-	-	-	-	3,060	-	-	
8611 BULLETIN	-	123,446	123,446	-	-	-	-	-	-	-	
8631 SPECIAL PUBLICATIONS	-	66,648	30,051	-	-	-	-	36,597	-	-	
8641 JOURNAL OF MEDICAL EDUCATION	-	10,934	18,934	-	-	-	-	-	-	-	
9202 PUBLIC INFORMATION	27,500	23,651	23,651	-	-	-	-	-	-	-	
TOTAL EDITORIAL SERVICES & PUBLICATIONS	1,028,070	971,599	797,165	-	-	-	-	174,434	-	-	
GOVERNING BODIES	522,790	570,109	389,614	-	-	60,000	-	120,495	-	-	
INCREASE TC ASSETS	600,000	540,000	540,000	-	-	-	-	-	-	-	
CONTRIBUTION TO S.F.H.P.	-	250,000	250,000	-	-	-	-	-	-	-	
GRAND TOTAL--ALL BUDGET PARTS	63,352,662	61,869,124	26,680,640	494,148	1,146,991	8,945,755	2,133,968	11,756,128	5,094,736	5,616,778	

PERCENT EXECUTION IN 1976 OF PROJECTS BY COUNTRIES
FOR THE REGULAR BUDGETS OF PAHO AND WHO
(EXPRESSED IN U.S. DOLLARS)

COUNTRY PROJECTS	PAHO REGULAR			WHO REGULAR			TOTAL		
	BUDGETED AMOUNT (1)	EXPENDITURE (2)	PERCENT COL2/COL1 (3)	BUDGETED AMOUNT (4)	EXPENDITURE (5)	PERCENT COL5/COL4 (6)	BUDGETED AMOUNT (7)	EXPENDITURE (8)	PERCENT COL8/COL7 (9)
ARGENTINA									
ARG 0100	5,000	1,229	24	18,740	38,404	204	18,740	38,494	204
ARG 0200	-	-	-	6,870	12,635	183	5,000	1,229	24
ARG 0400	-	-	-	16,000	29,698	185	6,870	12,635	183
ARG 0800	-	-	-	25,400	33,563	132	16,000	29,698	185
ARG 1301	-	-	-	-	-	-	25,400	33,563	132
ARG 1500	13,740	7,665	55	13,610	11,008	80	13,740	7,665	55
ARG 1600	-	-	-	18,740	3,230	17	11,008	1,008	80
ARG 1700	-	-	-	-	-	-	18,740	3,230	17
ARG 2000	68,350	75,617	110	19,220	4,480	23	68,350	75,617	110
ARG 3700	-	-	-	-	-	-	19,220	4,480	23
ARG 4100	18,870	681	3	14,610	24,376	166	18,870	681	3
ARG 4200	41,210	34,410	83	5,610	13,621	242	14,610	24,376	166
ARG 4500	46,240	38,342	82	35,930	-	-	46,031	48,031	102
ARG 5000	-	62,245	-	-	-	-	38,342	62,245	162
ARG 5100	-	-	-	-	-	-	35,930	-	-
ARG 5200	49,555	39,374	79	19,010	9,334	49	49,555	39,374	79
ARG 5400	41,105	24,929	60	11,740	1,980	-	41,105	24,929	60
ARG 6100	-	-	-	33,640	14,392	42	11,740	-	-
ARG 6200	-	-	-	-	-	-	33,640	-	-
ARG 6400	15,740	13,046	82	-	-	-	15,740	13,046	82
ARG 8500	16,480	-	-	-	16,472	-	16,480	16,472	99
TOTAL ARGENTINA	316,290	297,538	94	239,120	213,193	89	555,410	510,731	91
BAHAMAS									
BAH 2000	4,000	2,400	60	-	-	-	4,000	2,400	60
BAH 4100	39,735	37,009	93	-	-	-	39,735	37,009	93
BAH 5100	-	-	-	10,890	19,867	182	10,890	19,867	182
BAH 5500	-	-	-	4,870	30,340	622	4,870	30,340	622
TOTAL BAHAMAS	43,735	39,409	90	15,760	50,207	318	59,495	89,616	150
BARBADOS									
BAR 0700	2,000	6,080	304	-	-	-	2,000	6,080	304
BAR 2000	15,230	13,452	86	-	-	-	15,230	13,452	86
BAR 2100	9,740	3,707	-	-	-	-	9,740	3,707	-
BAR 2200	27,000	20,084	74	52,240	54,482	104	79,240	74,566	94
BAR 5000	-	-	-	27,820	54,948	197	27,820	54,948	197
BAR 5100	-	13,210	-	10,580	-	-	10,580	-	-
BAR 6600	-	-	-	-	-	-	-	-	-
TOTAL BARBADOS	54,270	56,533	104	90,640	109,430	120	144,910	165,963	114

	PAHO REGULAR			MHO REGULAR			TOTAL		
	BUDGETED AMOUNT (1)	EXPENDITURE (2)	PERCENT COL2/COL1 (3)	BUDGETED AMOUNT (4)	EXPENDITURE (5)	PERCENT COL5/COL4 (6)	BUDGETED AMOUNT (7)	EXPENDITURE (8)	PERCENT COL8/COL7 (9)
BELIZE									
BELZ 0200	37,645	35,910	95	8,790	10,376	118	37,645	35,910	95
BELZ 1300	-	-	-	38,525	29,730	77	44,790	10,376	23
BELZ 5000	5,110	8,200	160	14,980	27,027	180	14,980	27,027	180
BELZ 5100	-	-	-	3,800	1,484	39	3,800	1,484	39
BELZ 6400	-	-	-	-	-	-	-	-	-
TOTAL BELIZE	42,755	44,110	103	66,495	68,617	103	109,250	112,727	103
BOLIVIA									
BOL 0200	46,080	49,911	108	-	-	-	46,080	49,911	108
BOL 0400	4,740	1,877	39	-	-	-	4,740	1,877	39
BOL 1400	7,290	8,018	109	-	-	-	7,290	8,018	109
BOL 2000	26,805	30,234	112	19,220	20,967	109	46,025	51,201	111
BOL 3300	-	-	-	5,000	10,794	215	5,000	10,794	215
BOL 4100	-	-	-	32,500	33,399	102	32,500	33,399	102
BOL 4200	9,870	6,955	70	-	-	-	9,870	6,955	70
BOL 4300	12,840	35,494	276	-	-	-	12,840	35,494	276
BOL 5000	51,240	99,731	194	24,675	75,915	308	75,915	99,731	131
BOL 5100	-	30,530	-	9,160	25,813	281	9,160	56,343	615
BOL 5103	20,100	-	-	6,740	5,626	83	20,100	-	-
BOL 5200	40,210	28,055	69	-	-	-	46,950	33,681	71
BOL 5400	33,365	32,095	96	-	-	-	33,365	32,095	96
BOL 5500	40,210	44,849	111	9,770	8,270	84	40,210	44,849	111
BOL 6100	-	-	-	-	-	-	9,770	8,270	84
BOL 6200	-	3,981	-	10,440	13,776	131	10,440	17,757	170
BOL 6300	-	-	-	7,440	7,782	104	7,440	7,782	104
BOL 6400	-	-	-	-	-	-	11,290	10,158	89
BOL 6500	11,290	10,158	89	3,870	1,800	46	11,290	10,158	89
BOL 6500	-	-	-	3,000	-	-	3,870	1,800	46
BOL 6600	-	-	-	-	-	-	3,000	-	-
TOTAL BOLIVIA	304,040	381,888	125	131,815	128,227	97	435,855	510,115	117
BRAZIL									
BRA 0200	184,255	214,425	116	58,880	53,656	91	243,135	268,085	110
BRA 0400	-	-	-	27,610	1,055	73	67,995	1,055	104
BRA 1301	40,385	51,062	126	18,770	3,912	20	104,840	111,190	106
BRA 1500	86,070	107,278	124	-	6,401	-	-	6,401	7
BRA 1500	-	-	-	-	-	-	-	-	-
BRA 2000	99,370	123,163	123	134,400	135,455	100	233,770	258,618	110
BRA 2040	-	3,106	-	-	-	-	-	3,106	3
BRA 3100	-	-	-	82,355	79,201	96	82,355	79,201	96
BRA 3101	-	-	-	44,100	45,747	103	44,100	45,747	103
BRA 3350	38,960	37,658	96	-	-	-	38,960	37,658	96
BRA 3600	-	19,306	-	71,100	-	-	-	19,306	27
BRA 4100	86,650	44,955	51	186,205	72,121	101	157,750	117,076	74
BRA 4300	56,635	63,471	111	25,000	124,836	67	242,900	188,307	77
BRA 4311	19,895	10,998	55	79,225	25,000	100	44,895	35,998	80
BRA 4400	-	-	-	-	70,820	189	79,225	70,820	89
BRA 4500	15,030	23,461	156	170,848	153,054	89	15,030	23,461	156
BRA 5100	409,080	351,525	86	114,430	113,606	99	579,938	484,579	83
BRA 5400	81,380	62,195	76	-	-	-	195,810	175,801	89
BRA 5401	-	1,874	-	-	-	-	-	1,874	23
BRA 5402	-	1,251	-	-	-	-	-	1,251	15
BRA 6000	7,160	12,305	171	13,480	44,954	333	20,640	57,259	277
BRA 6600	-	3,222	-	21,000	8,448	40	21,000	3,222	15
BRA 6900	-	-	-	-	-	-	73,915	8,448	11
BRA 8700	73,915	75,103	101	-	-	-	73,915	75,103	101
TOTAL BRAZIL	1,198,855	1,198,362	99	1,047,403	958,449	91	2,246,258	2,154,811	95

	PAHO REGULAR			WHO REGULAR			TOTAL		
	BUDGETED AMOUNT (1)	EXPENDITURE (2)	PERCENT COL2/COL1 (3)	BUDGETED AMOUNT (4)	EXPENDITURE (5)	PERCENT COL5/COL4 (6)	BUDGETED AMOUNT (7)	EXPENDITURE (8)	PERCENT COL8/COL7 (9)
CANADA									
CAN 5101	13,090	4,976	38	13,090	17,959	137	26,180	22,935	87
TOTAL CANADA	13,090	4,976	38	13,090	17,959	137	26,180	22,935	87
CHILE									
CHI 0100	8,740	12,279	140	-	8,000	-	8,740	12,279	140
CHI 1302	12,680	6,504	52	-	-	-	38,100	8,000	20
CHI 1700	29,980	29,181	97	-	-	-	12,680	6,504	52
CHI 2000	-	-	-	41,840	42,105	100	29,980	29,181	97
CHI 3200	42,355	40,817	96	-	-	-	41,840	42,105	100
CHI 4100	35,030	13,549	38	-	-	-	42,355	40,817	96
CHI 4500	45,540	93,979	206	6,740	11,337	168	35,030	13,549	38
CHI 5000	-	-	-	31,300	37,588	115	6,740	11,337	168
CHI 5100	-	-	-	32,550	-	-	76,840	93,979	122
CHI 6000	23,320	14,460	62	61,900	70,881	114	32,550	37,588	115
CHI 6100	6,370	3,181	49	17,840	18,946	106	61,900	70,881	114
CHI 6601	9,740	-	-	-	-	-	23,320	14,460	62
CHI 7400	-	-	-	-	-	-	6,370	3,181	49
CHI 8200	4,000	4,001	100	-	-	-	9,740	9,740	100
TOTAL CHILE	217,755	250,831	115	230,270	188,857	82	448,025	439,688	98
COLOMBIA									
COL 0200	178,395	201,797	113	46,575	-	-	224,970	201,797	89
COL 0500	3,000	3,800	100	-	-	-	3,000	3,800	100
COL 1300	-	2,896	-	-	-	-	-	2,896	-
COL 1500	-	-	-	80,660	78,163	96	80,660	78,163	96
COL 2000	-	-	-	-	7,276	-	-	7,276	-
COL 2100	-	2,200	-	-	4,489	-	-	2,200	-
COL 2500	-	-	-	-	-	-	-	-	-
COL 3100	41,335	36,098	87	-	-	-	41,335	36,098	87
COL 3200	15,000	15,010	100	-	-	-	15,000	15,010	100
COL 4201	-	-	-	-	-	-	-	-	-
COL 4300	90,465	108,591	120	4,000	12,037	300	4,000	12,037	300
COL 5000	15,000	24,008	160	-	-	-	90,465	108,591	120
COL 5100	64,415	74,749	116	-	-	-	15,000	24,008	160
COL 5200	45,740	39,644	86	-	-	-	64,415	74,749	116
COL 5300	-	-	-	-	-	-	45,740	39,644	86
COL 5401	31,740	1,323	4	-	-	-	31,740	1,323	4
COL 6000	10,000	63,038	198	-	-	-	10,000	63,038	198
COL 8000	-	10,000	100	-	-	-	10,000	10,000	100
TOTAL COLOMBIA	495,090	583,154	117	131,235	101,965	77	626,325	685,119	109
COSTA RICA									
COR 0200	13,305	6,239	47	47,100	31,267	66	60,405	37,606	62
COR 2000	42,280	43,286	103	-	-	-	42,280	43,286	103
COR 2100	10,160	13,639	134	-	-	-	10,160	13,639	134
COR 2300	40,210	39,768	99	-	-	-	40,210	39,768	99
COR 5000	53,950	74,117	137	-	-	-	53,950	74,117	137
COR 5100	44,210	60,659	137	61,800	119,828	193	106,010	180,487	170
COR 5300	-	-	-	68,400	61,695	90	68,400	61,695	90
COR 5401	-	-	-	3,000	-	-	3,000	-	-
COR 6200	-	-	-	10,160	25,436	250	10,160	25,436	250

	PAHO REGULAR			WHO REGULAR			TOTAL		
	BUDGETED AMOUNT (1)	EXPENDITURE (2)	PERCENT COL2/COL1 (3)	BUDGETED AMOUNT (4)	EXPENDITURE (5)	PERCENT COL5/COL4 (6)	BUDGETED AMOUNT (7)	EXPENDITURE (8)	PERCENT COL8/COL7 (9)
ECU 5100	38,410	32,029	83	12,030	71,499	594	12,030	71,499	594
ECU 5200	1,870	-	-	-	-	-	38,410	32,029	83
ECU 5300	1,870	-	-	1,870	1,278	68	1,870	1,278	68
ECU 5400	3,000	11,692	389	3,000	2,667	88	6,000	14,359	239
ECU 5500	4,000	26,559	80	6,290	5,361	85	39,455	31,920	80
ECU 6200	-	-	-	2,000	1,064	53	2,000	1,064	53
ECU 6300	-	-	-	6,740	1,825	27	6,740	1,825	27
TOTAL ECUADOR	247,785	278,196	112	266,715	334,576	125	514,500	612,772	119
EL SALVADOR									
ELS 0200	5,500	6,429	116	77,000	76,148	98	82,500	82,577	100
ELS 2000	4,870	14,956	307	-	-	-	4,870	14,956	307
ELS 2100	6,740	-	-	-	-	-	6,740	-	-
ELS 2400	1,070	-	-	3,740	-	-	1,070	-	-
ELS 3300	-	-	-	-	-	-	3,740	-	-
ELS 4100	16,190	18,054	111	10,100	26,028	257	16,190	18,054	111
ELS 4300	13,155	11,319	86	-	-	-	23,255	37,347	160
ELS 5000	39,425	43,303	109	52,125	63,001	120	39,625	43,303	109
ELS 5100	79,420	75,411	94	5,290	5,635	106	52,125	63,001	120
ELS 5200	-	-	-	-	-	-	84,710	81,046	95
ELS 5500	61,190	60,958	99	-	-	-	61,190	60,958	99
ELS 6200	3,000	2,489	146	-	-	-	3,000	2,489	146
ELS 6400	1,700	-	-	-	-	-	1,700	-	-
TOTAL EL SALVADOR	232,460	232,919	100	148,255	170,812	115	380,715	403,731	106
FR ANTILLES									
FRG 0200	5,000	2,473	49	-	-	-	5,000	2,473	49
FRG 4200	5,500	6,304	114	-	-	-	5,500	6,304	114
FRG 5100	7,480	1,842	24	-	-	-	7,480	1,842	24
TOTAL FR ANTILLES	17,980	10,619	59	-	-	-	17,980	10,619	59
GRENADA									
GRA 5100	23,320	6,510	27	-	-	-	23,320	6,510	27
TOTAL GRENADA	23,320	6,510	27	-	-	-	23,320	6,510	27
GUATEMALA									
GUT 0100	7,850	24,048	306	3,740	2,996	80	3,740	2,996	80
GUT 0200	38,390	45,100	114	24,695	23,296	102	32,545	49,344	151
GUT 1301	9,350	7,331	78	-	-	-	9,350	7,331	78
GUT 2000	122,460	119,060	97	-	-	-	122,460	119,060	97
GUT 3500	5,500	2,721	49	6,000	10,860	181	6,000	10,860	181
GUT 4100	46,060	56,325	122	-	-	-	5,500	2,721	49
GUT 5000	-	21,846	-	9,500	19,015	200	46,060	56,325	122
GUT 5100	232,260	232,257	99	-	-	-	9,500	40,186	430
GUT 5200	68,665	95,570	139	-	-	-	232,260	232,257	99
GUT 5400	2,000	1,435	47	-	-	-	68,665	95,570	139
GUT 6400	5,000	9,126	182	-	-	-	3,000	1,435	47
GUT 6500	-	7,672	-	4,870	7,672	-	5,000	9,126	182
							4,870	7,672	157

	PAHO REGULAR			WHO REGULAR			TOTAL		
	BUDGETED AMOUNT (1)	EXPENDITURE (2)	PERCENT COL2/COL1 (3)	BUDGETED AMOUNT (4)	EXPENDITURE (5)	PERCENT COL5/COL4 (6)	BUDGETED AMOUNT (7)	EXPENDITURE (8)	PERCENT COL8/COL7 (9)
GUT 6600	3,250	-	-	-	-	-	3,250	-	-
TOTAL GUATEMALA	542,785	622,491	114	48,805	59,167	121	591,590	681,658	115
GUYANA									
GUY 0200	44,710	54,320	121	-	-	-	44,710	54,320	121
GUY 0700	10,000	8,298	82	-	-	-	10,000	8,298	82
GUY 1400	33,365	32,398	97	-	-	-	33,365	32,398	97
GUY 1600	-	-	-	7,740	10,158	131	7,740	10,158	131
GUY 3100	16,900	24,899	147	-	-	-	16,900	24,899	147
GUY 4100	33,865	26,780	79	-	-	-	33,865	26,780	79
GUY 5000	11,070	13,130	118	35,600	33,538	94	46,670	46,668	99
GUY 5100	32,550	41,597	127	-	-	-	32,550	41,597	127
GUY 5500	34,365	30,800	89	-	-	-	34,365	30,800	89
TOTAL GUYANA	216,825	232,222	107	43,340	43,696	100	260,165	275,918	106
HAITI									
HAI 0200	174,790	216,778	124	-	-	-	174,790	216,778	124
HAI 1400	58,080	46,626	80	-	-	-	58,080	46,626	80
HAI 2100	33,420	38,976	116	-	-	-	33,420	38,976	116
HAI 3101	-	-	-	-	7,917	-	-	7,917	-
HAI 3100	42,710	39,110	91	-	-	-	42,710	39,110	91
HAI 4100	53,895	40,556	75	-	-	-	53,895	40,556	75
HAI 5000	55,040	50,631	91	20,000	27,381	136	75,040	78,012	103
HAI 5100	62,120	63,639	102	60,650	49,824	82	122,770	113,453	92
HAI 6200	31,665	31,830	68	-	-	-	31,665	31,830	68
HAI 6200	4,870	19,461	399	-	-	-	4,870	19,461	399
HAI 8100	5,000	-	-	-	-	-	5,000	-	-
TOTAL HAITI	521,590	537,647	103	80,650	85,122	105	602,240	622,769	103
HONDURAS									
HON 0200	47,100	52,374	111	-	12,355	-	47,100	12,355	111
HON 2000	-	-	-	8,610	1,923	22	8,610	1,923	22
HON 2100	3,740	-	-	-	-	-	3,740	-	-
HON 2102	29,800	36,104	121	39,765	46,179	116	69,565	82,283	118
HON 4300	-	-	-	-	-	-	-	-	-
HON 5000	55,040	53,845	97	-	-	-	55,040	53,845	97
HON 5100	40,210	101,656	252	32,030	25,420	100	72,240	101,656	140
HON 5200	-	-	-	25,290	-	-	25,290	-	-
HON 5300	36,305	34,698	95	-	-	-	36,305	34,698	95
HON 5500	-	-	-	4,870	6,308	129	4,870	6,308	129
HON 6200	-	-	-	-	-	-	-	-	-
HON 6400	4,750	4,165	87	-	-	-	4,750	4,165	87
TOTAL HONDURAS	216,945	282,842	130	110,565	92,185	83	327,510	375,027	114
JAMAICA									
JAM 0700	7,625	26,748	81	27,735	-	-	7,625	26,748	44
JAM 1500	32,865	67,014	134	-	-	-	32,865	67,014	134
JAM 2000	49,650	1,352	-	-	-	-	49,650	1,352	-
JAM 3300	-	-	-	-	-	-	-	-	-
JAM 3600	16,000	-	-	-	-	-	16,000	-	-
JAM 4500	-	-	-	30,225	36,995	122	30,225	36,995	122
JAM 5000	12,040	11,998	99	61,900	73,983	119	73,940	85,981	116
JAM 5100	-	3,492	-	-	22,209	-	-	22,209	-
JAM 5200	19,140	18,847	98	-	-	-	19,140	18,847	98

	PAHO REGULAR				WHO REGULAR				TOTAL	
	BUDGETED AMOUNT (1)	EXPENDITURE (2)	PERCENT COL2/COL1 (3)	BUDGETED AMOUNT (4)	EXPENDITURE (5)	PERCENT COL5/COL4 (6)	BUDGETED AMOUNT (7)	EXPENDITURE (8)	PERCENT COL8/COL7 (9)	
JAM 5401	21,910	26,125	119	-	-	-	21,910	26,125	119	
JAM 5500	41,365	33,849	81	4,870	3,864	79	41,365	33,849	81	
JAM 6400	-	4,613	-	-	-	-	4,870	3,864	79	
JAM 6600	-	-	-	-	-	-	-	4,613	-	
TOTAL JAMAICA	200,595	194,038	96	124,730	137,051	109	325,325	331,089	101	
MEXICO										
MEX 0200	78,420	76,746	97	39,000	35,653	91	117,420	112,399	95	
MEX 1600	9,000	32,769	364	-	-	-	9,000	32,769	364	
MEX 2100	55,120	57,560	104	-	-	-	55,120	57,560	104	
MEX 2300	3,000	3,437	114	-	-	-	3,000	3,437	114	
MEX 2301	-	67,355	-	-	-	-	-	67,355	-	
MEX 3300	54,845	38,078	69	13,480	14,135	104	13,480	14,135	104	
MEX 3301	-	-	-	55,580	45,681	82	54,845	38,078	69	
MEX 4500	-	128,407	-	79,950	34,289	42	55,580	45,681	82	
MEX 5100	84,237	88,538	105	14,700	12,200	82	79,950	34,289	42	
MEX 5101	-	-	-	-	-	-	98,237	100,736	101	
MEX 5102	42,950	43,736	101	-	-	-	42,950	43,736	101	
MEX 5103	-	23,009	-	-	-	-	-	23,009	-	
MEX 5200	9,000	5,855	65	57,930	83,251	143	9,000	5,855	65	
MEX 6000	42,210	33,152	78	-	-	-	100,140	116,403	116	
MEX 6000	32,865	33,127	100	-	-	-	32,865	33,127	100	
MEX 6400	19,950	24,239	121	32,740	33,433	102	52,690	57,672	109	
MEX 6500	-	-	-	15,030	7,130	47	15,030	7,130	47	
MEX 6900	-	2,025	-	5,370	-	-	5,370	2,025	-	
MEX 7300	22,210	31,943	143	-	-	-	22,210	31,943	143	
MEX 8700	12,390	12,000	96	14,640	5,718	39	27,030	17,718	65	
MEX 8701	26,210	46,636	177	-	-	-	26,210	46,636	177	
TOTAL MEXICO	492,407	748,612	152	328,420	271,490	82	820,827	1,020,102	124	
NETH ANTILLES										
NEA 0700	4,870	607	12	12,770	21,080	165	4,870	607	12	
NEA 5100	-	-	-	-	-	-	12,770	21,080	165	
TOTAL NETH ANTILLES	4,870	607	12	12,770	21,080	165	17,640	21,687	122	
NICARAGUA										
NIC 0200	46,870	62,449	133	48,500	51,707	106	95,370	114,156	119	
NIC 2000	-	-	-	27,190	41,823	153	27,190	41,823	153	
NIC 4100	-	8,880	169	34,740	28,171	81	34,740	28,171	81	
NIC 4300	5,240	-	-	60,910	71,114	116	5,240	8,880	169	
NIC 5000	-	-	-	-	-	-	60,910	71,114	116	
NIC 5100	-	129	-	24,900	52,470	210	24,900	52,470	210	
NIC 5101	-	-	-	10,120	6,601	65	10,120	6,601	65	
NIC 6001	-	-	-	-	-	-	-	-	-	
TOTAL NICARAGUA	52,110	71,458	137	206,360	251,886	122	258,470	323,344	125	
PANAMA										
PAN 0200	29,500	33,902	114	72,970	106,390	145	102,470	140,292	136	
PAN 0700	24,420	28,604	117	6,740	-	-	24,420	28,604	117	
PAN 1301	-	-	-	-	-	-	6,740	-	-	
PAN 2000	61,640	26,759	43	-	-	-	61,640	26,759	43	
PAN 3200	42,460	43,708	102	-	-	-	42,460	43,708	102	
PAN 4200	-	-	-	1,870	-	-	1,870	-	-	

	PAHO REGULAR			WHO REGULAR			TOTAL		
	BUDGETED AMOUNT (1)	EXPENDITURE (2)	PERCENT COL2/COL1 (3)	BUDGETED AMOUNT (4)	EXPENDITURE (5)	PERCENT COL5/COL4 (6)	BUDGETED AMOUNT (7)	EXPENDITURE (8)	PERCENT COL8/COL7 (9)
PAN 4300	30,200	47,064	155	49,100	68,311	139	30,200	47,064	155
PAN 5000	-	-	-	17,640	97,975	555	49,100	68,311	139
PAN 5100	4,870	28,018	575	1,870	2,032	108	17,640	97,975	555
PAN 5200	-	-	-	6,740	4,985	73	4,870	2,032	108
PAN 6200	-	-	-	8,290	17,221	207	1,870	4,985	73
PAN 6300	6,870	4,549	66	165,220	296,914	179	6,740	4,549	66
PAN 6400	-	-	-	-	-	-	8,290	17,221	207
PAN 6600	-	-	-	-	-	-	365,180	509,518	139
TOTAL PANAMA	199,960	212,604	106	288,160	16,408	58	315,430	267,861	84
PARAGUAY									
PAR 0100	18,610	6,139	32	-	-	-	18,610	6,139	32
PAR 0200	48,060	39,741	82	16,160	11,374	70	48,060	39,741	82
PAR 1300	15,250	35,922	235	-	-	-	16,160	11,374	70
PAR 2000	40,710	41,386	101	-	-	-	15,250	35,922	235
PAR 3200	-	-	-	12,000	5,034	41	40,710	41,386	101
PAR 4100	54,740	27,795	50	-	-	-	12,000	5,034	41
PAR 5000	4,870	4,009	82	-	-	-	54,740	27,795	50
PAR 5100	55,690	75,864	136	-	-	-	4,870	4,009	82
PAR 5101	-	2,500	-	-	-	-	55,690	75,864	136
PAR 5400	-	-	-	-	-	-	2,500	-	-
PAR 5500	22,680	1,579	6	-	-	-	22,680	1,579	6
PAR 6000	26,660	16,518	61	-	-	-	26,660	16,518	61
TOTAL PARAGUAY	287,270	251,453	87	28,160	16,408	58	315,430	267,861	84
PERU									
PER 0100	40,410	54,747	135	20,840	15,313	73	20,840	15,313	73
PER 0200	-	-	-	7,500	9,914	132	40,410	54,747	135
PER 1500	6,000	4,438	73	-	-	-	7,500	9,914	132
PER 1700	46,720	49,600	106	-	-	-	6,000	4,438	73
PER 2000	-	-	-	4,870	1,209	24	46,720	49,600	106
PER 2100	7,870	5,216	66	3,870	12,578	325	4,870	1,209	24
PER 2400	-	-	-	10,870	10,390	95	7,870	5,216	66
PER 2500	-	-	-	7,870	13,312	169	3,870	12,578	325
PER 3000	8,260	5,124	62	-	-	-	4,500	5,316	118
PER 3301	9,000	3,324	37	-	-	-	10,870	10,390	95
PER 4200	57,035	58,157	101	19,412	24,513	126	7,870	13,312	169
PER 5000	568	1,493	262	-	-	-	8,260	5,124	62
PER 5100	-	-	-	54,950	25,426	46	9,000	3,324	37
PER 5101	21,910	17,847	110	6,370	894	14	57,035	58,157	101
PER 5102	-	-	-	14,870	21,489	144	19,412	24,513	126
PER 5103	46,720	49,687	106	14,870	21,489	144	76,860	49,737	64
PER 5200	-	-	-	54,950	26,547	48	46,720	49,687	106
PER 5400	-	-	-	6,370	894	14	6,370	894	14
PER 5602	-	-	-	14,870	21,489	144	14,870	21,489	144
PER 5600	5,500	2,973	26	-	-	-	5,500	2,973	26
PER 6000	11,240	12,144	404	10,000	3,000	30	11,240	12,144	404
PER 6100	3,000	-	-	-	-	-	3,000	-	-
PER 6200	-	-	-	6,740	6,185	91	-	-	-
PER 6201	8,500	2,536	29	6,740	6,185	91	8,500	2,536	29
PER 6300	20,500	16,539	80	-	-	-	6,740	6,185	91
PER 6301	3,500	7,064	201	6,000	4,724	78	20,500	16,539	80
PER 6400	-	-	-	-	-	-	3,500	7,064	201
PER 6500	3,500	3,210	91	-	-	-	6,000	4,724	78
PER 6600	-	-	-	-	-	-	3,500	3,210	91

	PAHD REGULAR			WHO REGULAR			TOTAL		
	BUDGETED AMOUNT (1)	EXPENDITURE (2)	PERCENT COL2/COL1 (3)	BUDGETED AMOUNT (4)	EXPENDITURE (5)	PERCENT COL5/COL4 (6)	BUDGETED AMOUNT (7)	EXPENDITURE (8)	PERCENT COL8/COL7 (9)
PER 7400	14,740	8,227	55	-	-	-	14,740	8,227	55
TOTAL PERU	314,973	328,634	104	178,662	180,810	101	493,635	509,444	103
SURINAM									
SUR 0200	-	-	-	41,840	40,798	97	41,840	40,798	97
SUR 0800	6,740	5,839	86	4,870	1,919	39	4,870	1,919	39
SUR 2000	4,870	7,083	145	-	-	-	4,870	7,083	86
SUR 3100	-	-	-	-	-	-	4,870	7,083	145
SUR 4100	-	-	-	36,060	35,961	99	36,060	35,961	99
SUR 5000	64,860	70,004	107	-	-	-	64,860	70,004	107
SUR 5100	19,900	4,554	22	-	-	-	19,900	4,554	22
SUR 6200	4,870	1,120	22	-	-	-	4,870	1,120	22
TOTAL SURINAM	101,240	88,600	87	82,770	78,678	95	184,010	167,278	90
TRINIDAD TOBAGO									
TRI 2000	50,110	28,804	57	-	-	-	50,110	28,804	57
TRI 2100	-	129	-	-	-	-	-	129	-
TRI 3100	-	-	-	51,300	55,568	108	51,300	55,568	108
TRI 4300	-	-	-	13,900	-	-	13,900	-	-
TRI 5000	59,932	56,734	94	10,255	10,137	98	70,187	66,871	95
TRI 5100	-	10,000	-	31,640	16,018	50	31,640	16,018	50
TRI 5400	-	-	-	8,290	6,327	76	8,290	6,327	76
TRI 5500	32,865	26,337	80	-	-	-	32,865	26,337	80
TOTAL TRINIDAD TOBAGO	142,907	122,004	85	115,385	88,050	76	258,292	210,054	81
URUGUAY									
URU 0100	5,000	7,847	156	-	-	-	5,000	7,847	156
URU 0800	5,870	14,538	247	2,500	-	-	2,500	-	-
URU 1300	5,870	4,166	70	-	-	-	5,870	4,166	70
URU 1500	2,500	1,460	58	-	-	-	2,500	1,460	58
URU 1700	-	-	-	-	-	-	-	-	-
URU 2000	5,870	4,924	82	-	-	-	5,870	4,924	82
URU 3000	3,300	19,225	640	-	-	-	3,300	19,225	640
URU 3300	3,000	4,480	135	-	-	-	3,000	4,480	135
URU 3500	3,000	5,115	170	-	-	-	3,000	5,115	170
URU 4100	-	-	-	36,870	29,640	80	36,870	29,640	80
URU 4200	-	-	-	2,500	-	-	2,500	-	-
URU 5000	25,600	24,166	94	38,600	38,291	99	64,200	62,457	97
URU 5100	15,900	22,899	144	-	-	-	15,900	22,899	144
URU 5201	-	53	-	3,000	-	-	3,000	-	-
URU 5400	-	-	-	4,070	5,143	126	4,070	5,143	126
URU 5500	-	-	-	42,970	32,708	76	42,970	32,708	76
URU 6001	-	-	-	-	7,453	-	-	7,453	-
URU 6100	-	-	-	-	-	-	-	-	-
URU 6200	10,000	1,308	13	9,740	-	-	10,000	1,308	13
URU 6400	-	-	-	4,000	6,689	167	4,000	6,689	167
URU 7400	26,305	13,104	49	-	-	-	26,305	13,104	49
TOTAL URUGUAY	112,215	123,285	109	144,250	119,924	83	256,465	243,209	94

+

	PAHO REGULAR			WHO REGULAR			TOTAL		
	BUDGETED AMOUNT (1)	EXPENDITURE (2)	PERCENT COL2/COL1 (3)	BUDGETED AMOUNT (4)	EXPENDITURE (5)	PERCENT COL5/COL4 (6)	BUDGETED AMOUNT (7)	EXPENDITURE (8)	PERCENT COL8/COL7 (9)
USA									
USA 5100				33,000	43,586	132	33,000	43,586	132
USA 5101	84,238	27,244	100	58,050	73,551	126	142,288	152,887	110
USA 5102	33,680		80	16,190	19,667	121	49,880	46,911	94
TOTAL USA	117,898	111,580	94	107,240	136,804	127	225,138	248,384	110
VENEZUELA									
VEN 0100				12,740	5,900	46	12,740	5,900	46
VEN 0400	39,210	41,037	104				36,210	41,037	104
VEN 1300	4,870	11,425	234	18,450	6,777	36	6,870	11,425	234
VEN 1400				6,740	10,963	162	18,740	8,777	47
VEN 1500							6,740	10,963	162
VEN 1600				6,740	7,783	115	6,740	7,783	115
VEN 1700				10,160	4,788	47	10,160	4,788	47
VEN 2000				8,290	19,595	236	8,290	19,595	236
VEN 3000	10,160	16,385	161				10,160	16,385	161
VEN 3300	50,040	49,354	98				50,040	49,354	98
VEN 3301									
VEN 3500	38,710	38,611	99	10,480	5,542	52	38,710	38,611	99
VEN 4200	4,870	3,001	61	6,740	5,597	83	10,480	5,542	52
VEN 4500	45,140	50,411	111				4,870	3,001	61
VEN 5100				34,820	28,539	81	4,870	5,597	111
VEN 5200				48,340	44,262	91	34,820	28,539	81
VEN 5500	14,335	33,677	234	13,900			48,340	44,262	91
VEN 6100	22,190	23,672	106				14,335	33,677	234
VEN 6200				3,740	8,831	236	13,900	23,672	106
VEN 6300				9,000			3,740	8,831	236
VEN 6400				22,190	37,024	166	9,000		
VEN 6500				44,590	36,806	82	22,190	37,024	166
VEN 6600					4,310		44,590	36,806	82
VEN 7300								4,310	
VEN 7400					472			472	
TOTAL VENEZUELA	229,525	267,573	116	256,920	227,189	88	486,445	494,762	101
WEST INDIES									
WIN 0700				74,000	62,996	85	74,000	62,996	85
WIN 1400				29,750	28,398	95	29,750	28,398	95
WIN 1500	5,290	462	8	29,000	25,936	89	3,250	25,936	89
WIN 4100				20,320	42,864	210	29,000	25,936	89
WIN 5100		20,070					20,320	42,864	210
WIN 5101				25,190	29,086	115	25,190	29,086	115
WIN 5400	35,365	26,611	75	10,580	6,050	57	45,945	32,661	71
WIN 5500				33,400	33,158	99	33,400	33,158	99
TOTAL WEST INDIES	40,655	47,143	115	222,240	228,488	102	262,895	275,631	104
TOTAL COUNTRY PROJECTS	7,571,140	8,466,462	111	5,196,455	5,305,289	102	12,767,595	13,771,751	107

	PAHO REGULAR			MHD REGULAR			TOTAL		
	BUDGETED AMOUNT (1)	EXPENDITURE (2)	PERCENT COL2/COL1 (3)	BUDGETED AMOUNT (4)	EXPENDITURE (5)	PERCENT COL5/COL4 (6)	BUDGETED AMOUNT (7)	EXPENDITURE (8)	PERCENT COL8/COL7 (9)
AMR 2300	76,540	66,196	86	78,930	84,699	107	155,470	150,895	97
AMR 2361	-	2,000	-	-	-	-	-	2,000	-
AMR 2500	-	56,379	99	15,000	14,147	94	15,000	14,147	94
AMR 2570	56,940	56,379	99	-	-	-	56,940	56,379	99
AMR 2571	2,500	2,591	103	-	-	-	2,500	2,591	103
AMR 2600	-	-	-	7,500	6,268	83	7,500	6,268	83
AMR 2940	33,815	48,388	143	-	-	-	33,815	48,388	143
AMR 2970	9,000	24,923	-	-	-	-	9,000	-	-
AMR 3100	-	-	-	48,790	66,866	137	48,790	66,866	137
AMR 3110	-	-	-	-	-	-	-	-	-
AMR 3120	53,030	53,752	101	43,100	43,965	102	53,030	53,752	101
AMR 3130	8,670	8,491	74	-	-	-	8,670	8,491	74
AMR 3131	8,670	5,717	65	50,460	44,593	88	50,460	44,593	88
AMR 3140	-	-	-	-	-	-	-	-	-
AMR 3171	-	25,000	-	-	-	-	-	25,000	-
AMR 3200	2,003,557	2,075,190	103	169,970	252,135	148	2,003,557	2,075,190	103
AMR 3300	645,598	516,700	80	-	-	-	645,598	516,700	80
AMR 3370	8,000	6,064	75	8,000	50,054	625	8,000	6,064	75
AMR 3500	-	13,959	-	59,800	62,275	104	59,800	62,275	104
AMR 3571	-	-	-	-	-	-	-	-	-
AMR 3600	43,325	23,153	53	14,050	14,167	100	57,375	37,320	65
AMR 3700	43,255	19,539	45	13,130	10,155	77	13,130	10,155	77
AMR 4100	42,900	29,737	69	6,000	2,124	35	49,255	21,663	43
AMR 4110	20,580	14,489	70	-	-	-	29,737	29,737	69
AMR 4120	-	-	-	-	-	-	20,580	14,489	70
AMR 4130	109,700	117,974	107	-	-	-	109,700	117,974	107
AMR 4140	52,785	46,455	88	-	-	-	52,785	46,455	88
AMR 4170	-	-	-	46,100	14,170	30	46,100	14,170	30
AMR 4171	-	-	-	41,600	36,180	86	41,600	36,180	86
AMR 4172	52,710	39,347	74	12,000	12,123	101	12,000	12,123	101
AMR 4174	8,000	6,723	84	-	-	-	8,000	-	-
AMR 4180	-	-	-	21,850	21,288	97	21,850	21,288	97
AMR 4181	-	-	-	22,000	14,944	67	22,000	14,944	67
AMR 4200	-	-	-	8,500	7,973	93	8,500	7,973	93
AMR 4240	41,010	45,010	109	14,300	5,205	36	14,300	5,205	36
AMR 4280	45,775	37,689	82	12,000	-	-	12,000	-	-
AMR 4300	67,900	73,029	107	98,250	60,795	61	147,025	98,484	68
AMR 4320	55,050	53,251	96	-	-	-	67,900	73,029	107
AMR 4360	52,070	15,256	29	-	-	-	55,020	53,251	96
AMR 4370	142,920	93,084	65	88,660	117,857	132	231,580	210,941	91
AMR 4400	47,750	58,554	122	9,300	15,777	169	9,300	15,777	169
AMR 4410	-	-	-	7,000	-	-	47,750	58,554	122
AMR 4470	61,540	52,384	85	-	-	-	61,540	52,384	85
AMR 4500	26,500	26,919	101	-	-	-	26,500	26,919	101
AMR 5002	31,000	2,852	9	-	-	-	31,000	2,852	9
AMR 5010	43,540	38,923	89	10,000	-	-	43,540	38,923	89
AMR 5030	64,490	17,320	26	-	-	-	10,000	17,320	26
AMR 5170	31,525	126,118	400	12,000	-	-	43,525	126,118	289
AMR 5171	17,300	19,144	110	12,000	1,876	20	26,300	21,040	80
AMR 5201	12,950	16,326	126	12,000	-	-	24,950	16,336	65
AMR 5202	88,250	94,189	106	53,790	45,245	84	88,250	94,189	106
AMR 5210	-	-	-	-	-	-	53,790	45,245	84
AMR 5220	41,210	39,361	95	-	-	-	41,210	39,361	95
AMR 5230	50,880	31,387	61	-	-	-	50,880	31,387	61
AMR 5300	118,600	92,075	88	-	-	-	104,090	92,075	88
AMR 5301	-	-	-	100,000	79,248	79	18,600	79,248	79
AMR 5301	-	-	-	-	-	-	100,000	79,248	79

	PAHO REGULAR			WHO REGULAR			TOTAL		
	BUDGETED AMOUNT (1)	EXPENDITURE (2)	PERCENT COL2/COL1 (3)	BUDGETED AMOUNT (4)	EXPENDITURE (5)	PERCENT COL5/COL4 (6)	BUDGETED AMOUNT (7)	EXPENDITURE (8)	PERCENT COL8/COL7 (9)
AMR 5310	42,900	38,043	88	45,100	44,049	97	42,900	38,043	88
AMR 5320	42,410	23,852	56	-	-	-	45,100	44,049	97
AMR 5330	49,425	49,361	99	-	-	-	42,410	23,852	56
AMR 5400	15,000	-	-	-	4,994	-	48,425	49,361	99
AMR 5401	60,540	56,043	92	-	-	-	15,000	4,994	33
AMR 5402	27,500	-	-	29,300	5,876	-	60,540	61,919	102
AMR 5403	14,000	-	-	-	1,022	-	27,500	1,022	3
AMR 5404	6,000	-	-	-	28,292	96	43,300	28,292	65
AMR 5410	42,900	41,391	96	-	-	-	6,000	41,391	96
AMR 5420	-	-	-	56,420	28,043	49	56,420	28,043	49
AMR 5430	7,615	3,823	50	43,250	22,895	52	50,865	26,718	52
AMR 5460	42,195	22,807	54	-	-	-	42,195	22,807	54
AMR 5470	36,300	16,310	44	-	-	-	36,300	16,310	44
AMR 5471	6,000	-	-	-	-	-	6,000	-	-
AMR 5472	14,000	-	-	-	794	-	14,000	794	5
AMR 5473	3,000	-	-	-	-	-	3,000	-	-
AMR 5474	99,385	83,986	84	-	2,056	-	99,385	86,042	86
AMR 5480	10,000	-	-	-	-	-	10,000	-	-
AMR 5482	18,000	-	-	-	17,881	-	18,000	17,881	99
AMR 5500	90,375	111,823	123	-	-	-	90,375	111,823	123
AMR 5510	54,065	51,109	94	-	-	-	54,065	51,109	94
AMR 5530	30,465	27,935	78	-	-	-	30,465	27,935	78
AMR 5560	30,465	23,955	78	46,000	42,697	92	76,465	42,697	24
AMR 6000	130,535	-	-	-	-	-	130,535	-	-
AMR 6071	9,387	9,387	100	-	-	-	9,387	9,387	100
AMR 6100	63,680	-	-	62,710	88,543	141	63,680	88,543	70
AMR 6210	30,005	6,616	22	42,600	24,013	56	42,600	24,013	56
AMR 6230	56,475	56,541	100	41,100	29,915	72	30,005	6,616	22
AMR 6240	41,910	24,768	59	-	-	-	97,575	86,456	88
AMR 6260	71,390	-	-	-	-	-	41,910	24,768	59
AMR 6300	36,905	30,116	81	38,100	34,224	89	71,390	34,224	89
AMR 6310	-	-	-	51,400	18,001	35	38,100	30,116	81
AMR 6370	-	-	-	-	-	-	51,400	18,001	35
AMR 6381	66,390	-	-	86,450	52,245	60	86,450	52,245	60
AMR 6500	-	-	-	76,150	3,790	4	66,390	3,790	4
AMR 6580	-	-	-	9,000	813	9	76,150	813	9
AMR 6600	21,050	7,446	35	-	-	-	9,000	7,446	35
AMR 6670	26,305	5,990	22	6,000	2,897	48	6,000	2,897	48
AMR 7300	74,840	13,892	18	60,550	62,448	84	26,305	68,438	260
AMR 7400	54,540	65,655	120	-	51,136	-	60,550	65,028	107
AMR 7800	110,000	4,000	3	-	-	-	74,840	65,267	87
AMR 8100	131,535	84,646	64	-	-	-	54,540	65,655	120
AMR 8570	50,210	42,579	84	125,470	131,487	104	110,000	4,000	3
AMR 8770	112,260	107,077	95	-	-	-	26,305	68,438	260
AMR 8900	100,000	88,858	88	-	-	-	50,210	42,579	84
AMR 8901	9,255,047	8,403,096	90	-	-	-	112,260	107,077	95
INTERCOUNTRY PROJECTS	9,255,047	8,403,096	90	3,392,805	3,110,886	91	100,000	88,858	88
TOTAL							12,647,852	11,513,982	91

	PAHD REGULAR			WHO REGULAR			TOTAL		
	BUDGETED AMOUNT (1)	EXPENDITURE (2)	PERCENT COL2/COL1 (3)	BUDGETED AMOUNT (4)	EXPENDITURE (5)	PERCENT COL5/COL4 (6)	BUDGETED AMOUNT (7)	EXPENDITURE (8)	PERCENT COL8/COL7 (9)
AREA OFFICES	248,755	200,170	80	-	-	-	248,755	200,170	80
AREA I	281,155	258,214	91	-	-	-	281,155	258,214	91
AREA II	177,230	231,905	130	-	-	-	177,230	231,905	130
AREA III	266,558	278,576	104	-	-	-	266,558	278,576	104
AREA IV	143,855	182,535	126	-	-	-	143,855	182,535	126
AREA V	1,425,748	1,481,264	103	-	-	-	1,425,748	1,481,264	103
TOTAL AREA OFFICES	1,425,748	1,481,264	103	-	-	-	1,425,748	1,481,264	103
HEADQUARTERS	6,507,440	6,353,061	97	2,793,440	3,045,009	109	9,300,880	9,189,234	98
EDITORIAL SERV & PUBS	21,000	28,041	133	143,050	134,777	94	21,000	28,041	133
5400	671,253	420,569	62	7,000	3,060	43	814,305	555,346	68
8601	158,265	123,445	78	-	36,597	-	165,265	155,532	94
8611	-	30,051	-	-	-	-	-	123,445	-
8631	-	-	-	-	-	-	-	66,648	-
8641	94,720	18,934	20	76,650	-	-	171,370	18,934	11
9202	-	23,651	24	-	-	-	-	23,651	13
EDITORIAL SERV & PUBS	945,240	797,163	84	226,700	174,434	76	1,171,940	971,597	82
GOVERNING BODIES	375,990	389,614	103	146,800	120,495	82	522,790	510,109	97
INCREASE TO ASSETS	600,000	540,000	90	-	-	-	600,000	540,000	90
CONTRIBUTIONS TO SFHP	-	250,000	-	-	-	-	-	250,000	-
TOTAL - ALL BUDGETS	26,680,605	26,680,660	100	11,756,200	11,756,113	99	38,436,805	38,436,773	99