

directing council

regional committee



**PAN AMERICAN
HEALTH
ORGANIZATION**

XXXVI Meeting



**WORLD
HEALTH
ORGANIZATION**

XLIV Meeting



Washington, D.C.
September 1992

CD36/INF/3 (Eng.)
15 september 1992
ORIGINAL: ENGLISH

CHOLERA SITUATION IN THE AMERICAS

The Director of the Pan American Health Organization presents to the XXXVI Meeting of the Directing Council an update on the cholera situation in the Americas. The update contains the most recent data on cholera cases as submitted to PAHO by the Member Governments.

Annex

CHOLERA SITUATION IN THE AMERICAS

UPDATE

15 September 1992

CHOLERA CASES IN THE AMERICAS

1991-1992

COUNTRY	FIRST REPORT	CUMULATIVE CASES		1992	
		1991	1992 ^a	hospit.	deaths
PERU	01/23/91	322,562	183,518	74,852	653
ECUADOR	03/01/91	46,320	30,242	27,256	198
COLOMBIA	03/10/91	11,979	2,158	794	23
USA	04/09/91	26	95	...	1
BRAZIL	04/08/91	2,101	17,055	13,408	213
CHILE	04/12/91	41	71 ^b	31	1
MEXICO	06/13/91	2,690	4,457	929	52
GUATEMALA	07/24/91	3,674	12,963	5,700	189
EL SALVADOR	08/19/91	947	6,966	2,821	41
BOLIVIA	08/26/91	206	19,248	9,032	339
PANAMA	09/10/91	1,178	1,227	515	25
HONDURAS	10/13/91	11	282	245	13
NICARAGUA	11/12/91	1	1,003	221	7
VENEZUELA	11/29/91	13	2,117	924	47
FRENCH GUI.	12/14/91	1 ^e	15 ^c	3	0
COSTA RICA	01/03/92	0	8 ^d	5	0
BELIZE	01/09/92	0	29	17	1
ARGENTINA	02/05/92	0	451	61	15
SURINAME	03/06/92	0	12	...	1
TOTAL		391,749	281,917	136,814	1,819

... Data not received

a) as of IX/15/92

b) 2 imported

c) 5 imported

d) 1 autochthonous case (9 asymptomatic infected individuals identified)

- ARGENTINA

The last cholera case reported by Argentina occurred on 24 July 1992 in San Martin, Salta Province. The cumulative total number of cases reported by Argentina for 1992 is 451 with 15 deaths.

- BELIZE

Last week and cumulative number of Cholera cases, hospitalizations, and deaths by District, Belize, through 08/29/1992

District	Week 35			Cumulative		
	Cases	Hospit.	Deaths	Cases	Hospit.	Deaths
Belize	1	0	0	1	0	0
Cayo	0	0	0	3	3	1
Corozal	0	0	0	0	0	0
Orange Walk	0	0	0	0	0	0
Stan Creek	1	0	0	1	0	0
Toledo	5	0	0	24	14	0
TOTAL	7	0	0	29	17	1

Source: Ministry of Health, Epidemiology/Statistics Office

- BOLIVIA

Last week and cumulative number of Cholera cases,
hospitalizations, and deaths by Department,
Bolivia, through 08/15/1992

Department/ Localities	Week 33			Cumulative		
	Cases	Hospit.	Deaths	Cases	Hospit.	Deaths
Beni	23	23	0	793	775	4
Chuquisaca	27	11	0	1635	315	37
Cochabamba	0	0	0	4093	3152	75
El Alto	1	1	0	63	42	1
La Paz	5	2	0	321	255	30
Oruro	0	0	0	86	66	5
Potosi	0	0	0	187	44	35
Riberalta	0	0	0	9	9	1
Santa Cruz	227	32	0	10385	3380	82
Tarija	0	0	0	1224	601	65
Tupiza	0	0	0	452	393	4
TOTAL	283	69	0	19248	9032	339

Source: Ministry of Health

- BRAZIL

Last week and cumulative number of Cholera cases, hospitalizations, and deaths by Region/Province, Brazil, through 08/29/1992

Region/ Province	Week 35			Cumulative		
	Cases	Hospit.	Deaths	Cases	Hospit.	Deaths
Alagoas	301	301	1	2739	2727	26
Amapa	2	0	0	134	119	2
Amazonas	0	0	0	348	233	12
Bahia	63	52	1	556	403	13
Ceara	2	1	0	1276	477	18
Espirito Santo	0	0	0	1	0	0
Maranhao	270	239	7	1682	1362	23
Para	32	28	0	1783	1607	22
Paraiba	31	29	1	2852	2489	34
Pernambuco	0	0	0	4591	3172	48
Rio De Janeiro	0	0	0	1	1	0
Rio Grande Do Norte	6	3	1	879	620	12
Rondonia	4	0	0	27	14	0
Sergipe	16	14	1	156	154	3
TOTAL	757	697	12	17055	13408	213

Source: Ministry of Health.

- CHILE and COSTA RICA have reported no new cholera case since weeks ending on 4 July and 30 May respectively.

- ECUADOR

Last week and cumulative number of Cholera cases,
hospitalizations, and deaths by Region/Province,
Ecuador, through 08/22/1992

Region/ Province	Week 34			Cumulative		
	Cases	Hospit.	Deaths	Cases	Hospit.	Deaths
Costa						
-El oro	12	1	0	4282	3421	17
-Esmeraldas	927	921	1
-Guayas	11269	10455	51
-Los Rios	4	4	0	1944	1921	14
-Manabi	2311	2247	11
Oriental						
-Morona	0	0	0
-Napo	62	62	0
-Pastaza	35	34	0
-Sucumbios	14	14	0
-Zamora	11	10	1
Sierra						
-Azuay	0	0	0	513	503	14
-Bolivar	7	7	0	178	178	0
-Canar	341	332	3
-Carchi	0	0	0	57	52	5
-Chimborazo	2	2	0	1350	871	26
-Cotopaxi	0	0	0	1330	1330	20
-Imbabura	1542	1195	10
-Loja	390	369	13
-Pinchincha	0	0	0	2605	2267	2
-Tungurahua	1	1	0	1081	1074	10
TOTAL	26	15	0	30242	27256	198

Source: Ministry of Health.
... Data not received

- EL SALVADOR

Last week and cumulative number of Cholera cases, hospitalizations, and deaths by Region/Department, El Salvador, through 09/05/1992

Region/ Department	Week 36			Cumulative		
	Cases	Hospit.	Deaths	Cases	Hospit.	Deaths
Central						
-Chalatenango	0	0	0	313	81	0
-La Libertad	3	0	0	682	235	3
Metropolitana						
-San Salvador	26	0	0	2894	1571	14
Occidental						
-Ahuachapan	2	1	0	211	69	0
-Santa Ana	0	0	0	413	96	1
-Sonsonate	0	0	0	471	129	4
Oriental						
-La Union	1	0	0	40	16	2
-Morazan	0	0	0	30	13	1
-San Miguel	0	0	0	125	42	1
-Usulután	2	0	0	512	159	8
Paracentral						
-Cabanas	0	0	0	35	12	0
-Cuscatlan	3	0	0	105	26	0
-La Paz	22	0	0	887	318	7
-San Vicente	0	0	0	248	54	0
TOTAL	59	1	0	6966	2821	41

Source: Ministry of Health

- FRENCH GUIANA

No updated report has been received.

- GUATEMALA

Last week and cumulative number of Cholera cases,
hospitalizations, and deaths by Department,
Guatemala, through 08/22/1992

Department	Week 34			Cumulative		
	Cases	Hospit.	Deaths	Cases	Hospit.	Deaths
Alta Verapaz	1	0	0	83	11	3
Baja Verapaz	19	0	2	71	18	13
Chimaltenago	1	1	0	47	43	0
Chiquimula	52	2	0	2798	1102	56
El Progreso	0	0	0	122	30	4
Escuintla	18	14	0	2024	1327	7
Guatemala	33	33	0	2491	1309	4
Huehutenango	0	0	0	59	1	4
Izabal	0	0	0	132	47	12
Jalapa	0	0	0	94	5	0
Jutiapa	12	0	0	382	298	16
Peten	10	0	1	133	18	3
Quetzaltenango	6	6	0	360	284	34
Quiche	0	0	0	62	1	0
Retalhuleu	0	0	0	332	292	0
Sacatepequez	0	0	0	1	1	0
San Marcos	1	1	0	58	34	1
Santa Rosa	5	0	0	255	114	2
Solola	0	0	0	919	40	17
Suchitepequez	29	0	0	1978	435	8
Totonicapan	0	0	0	4	0	0
Zacapa	34	30	0	558	290	5
TOTAL	221	87	3	12963	5700	189

Source: Ministry of Health

- HONDURAS

Last week and cumulative number of Cholera cases, hospitalizations, and deaths by Department/Municipality, Honduras, through 08/29/1992

Department/ Municipality	Week 35			Cumulative		
	Cases	Hospit.	Deaths	Cases	Hospit.	Deaths
Atlantida						
-Tela	0	0	0	2	2	0
Choluteca						
-Choluteca	0	0	0	1	0	0
-Marcovia	0	0	0	16	16	0
-Pespire	0	0	0	1	1	0
-San Antonio Flores	0	0	0	1	1	0
-San Marco C	0	0	0	2	2	0
Cortes						
-Choloma	1	1	0	1	1	0
-La Lima	1	1	0	3	3	0
-Pimienta	2	2	0	7	5	1
-Puerto Cortes	0	0	0	2	1	0
-San Pedro Sula	0	0	0	2	2	0
El Paraiso						
-Danli	0	0	0	1	1	0
-Oropoli	1	1	0	3	3	0
-San Lucas	0	0	0	3	3	0
-San Antonio Flores	0	0	0	1	1	0
Francisco Morazan						
-Alubaren	0	0	0	1	1	0
-Cedros	0	0	0	1	1	0
-Curarem	0	0	0	11	11	0
-Distrito Central	4	4	0	105	97	7
-La Libertad	0	0	0	1	1	0
Lempira						
-San Juan G.	0	0	0	1	1	0
Olancho						
-Juticalpa	0	0	0	2	2	0
Santa Barbara						
-El Mispero	0	0	0	1	1	0
-Ilama	1	1	0	4	2	1
-Macuelizo	1	0	0	1	0	0
-Petoa	0	0	0	3	1	0
-Quimistan	1	1	0	1	1	0
-Sta. Barbara	0	0	0	1	1	0
-San Jose Colinas	1	1	0	2	2	0
-San Marcos	0	0	0	7	7	0
-San Pedro Zacapa	1	1	0	1	1	0

- HONDURAS
Cont.

Department/ Municipality	Week 35			Cumulative		
	Cases	Hospit.	Deaths	Cases	Hospit.	Deaths
Valle						
-Alianza	0	0	0	8	6	1
-Amapala	0	0	0	2	2	0
-Coray	0	0	0	4	2	1
-Goascoran	0	0	0	9	8	1
-Langue	0	0	0	11	11	0
-Nacaome	1	1	0	37	31	0
Yoro						
-Morazan	1	0	1	1	0	1
-Progreso	8	5	0	16	10	0
-Sta. Rita	0	0	0	1	0	0
TOTAL	24	18	1	282	245	13

Source: Ministry of Health

- MEXICO

Last week and cumulative number of Cholera cases,
hospitalizations, and deaths by State,
Mexico, through 08/31/1992

State	Week 35			Cumulative		
	Cases	Hospit.	Deaths	Cases	Hospit.	Deaths
Baja California Sur				3	0	0
Campeche				732	186	6
Chiapas				257	58	0
Chihuahua				8	0	0
Coahuila				1	0	0
Colima				2	0	0
Distrito Federal				131	31	4
Durango				1	0	0
Guanajuato				121	22	1
Guerrero				505	43	5
Hidalgo				194	22	0
Jalisco				25	0	0
Mexico				122	14	4
Michoacan				93	12	1
Morelos				107	24	7
Nuevo Leon				19	4	0
Oaxaca				85	16	1
Puebla				222	32	7
Queretaro				25	6	0
Quintana Roo				5	0	0
San Luis Potosi				106	10	2
Sinaloa				2	0	0
Sorona				2	0	0
Tabasco				265	117	0
Tamaulipas				384	82	3

- MEXICO
Cont.

State	Week 35			Cumulative		
	Cases	Hospit.	Deaths	Cases	Hospit.	Deaths
Tlaxacala				49	7	0
Veracruz				575	112	10
Yucatan				416	141	1
TOTAL	4457	929	52

Source: Ministry of Health
... Data not received

- NICARAGUA

Last week and cumulative number of Cholera cases,
hospitalizations, and deaths by Department/Municipality,
Nicaragua, through 08/22/1992

Department/ Municipality	Week 34			Cumulative		
	Cases	Hospit.	Deaths	Cases	Hospit.	Deaths
Boaco						
-La Empanada	0	0	0	1	0	0
-Teustepe	6	1	0	33	7	1
Carazo						
-San Marcos	1	1	0	10	3	0
-Santa Teresa	5	2	0	33	1	0
Chinandega						
-Chichigalpa	0	0	0	12	2	0
-Corinto	0	0	0	4	2	0
-El Viejo	0	0	0	45	7	0
-Mun. Chinandega	0	0	0	31	9	1
-Potosí	0	0	0	7	4	0
Chontales						
-El Rama	4	1	0	30	8	1
-La Libertad	0	0	0	1	0	0
-San Lorenzo	3	1	0	45	25	0
-Santo Tomas	0	0	0	5	0	0
-Villa Sandino	0	0	0	1	0	0
Granada						
-Nandaime	5	1	0	196	19	1
Leon						
-La Paz Centro	2	0	0	14	4	1
Managua						
-Batahola Sur	0	0	0	1	1	0
-Ciudad Sandino	0	0	0	11	4	0
-El Crucero	0	0	0	4	1	0
-Madera	0	0	0	1	0	0
-San Benito	0	0	0	1	1	0
-San Rafael del Sur	10	1	0	112	40	1
-Santa Rita	0	0	0	1	1	0
-Ticuantepé	0	0	0	2	1	0
-Tipitapa	2	1	0	41	11	1
-Tipitapa Urbano	0	0	0	6	6	0

- NICARAGUA
Cont.

Department/ Minicipality	Week 34			Cumulative		
	Cases	Hospit.	Deaths	Cases	Hospit.	Deaths
-Tipitapa Zambrano	0	0	0	4	3	0
-Urbano	48	10	0	246	54	0
-Villa Carlos Fonseca	0	0	0	1	1	0
Masaya						
-Masaya	3	0	0	13	2	0
Matagalpa						
-Dario	0	0	0	16	1	0
Rivas						
-Municipio de Rivas	0	0	0	1	0	0
San Carlos						
-San Carlos	0	0	0	2	0	0
TOTAL	106	24	2	1003	221	7

Source: Ministry of Health.

- PANAMA

Last week and cumulative number of Cholera cases,
hospitalizations, and deaths by Province/Locality,
Panama, through 08/29/1992

Province/ Locality	Week 35			Cumulative		
	Cases	Hospit.	Deaths	Cases	Hospit	Deaths
Chepo						
-Canitas	0	0	0	2	2	0
-Chepo Cabecera	0	0	0	3	3	0
-El Llano	0	0	0	54	27	0
Chiman						
-Brujas	0	0	0	7	2	2
-Chiman	0	0	0	8	1	0
-Gonzalo Vasquez	0	0	0	47	6	1
Colon						
-Barro Norte	0	0	0	4	4	0
-Buena Vista	0	0	0	3	0	0
-Colon	0	0	0	36	7	0
-Cristobal	0	0	0	1	1	0
-Sabanitas	0	0	0	1	1	0
-Nombre de Dios	0	0	0	2	2	0
Comarca de San Blas						
-Ailigandi	26	24	0	334	154	3
-Mulatupu	0	0	0	15	1	3
-Nargana	140	70	3	237	151	11
-Pto. Obaldia	0	0	0	17	10	1
Darien						
-Boca de chupe	0	0	0	14	11	0
-Chepigana	0	0	0	9	7	0
-Cirilo G.	0	0	0	5	5	0
-El Real	0	0	0	74	14	0
-Gamoganti	0	0	0	6	2	0
-Garachine	0	0	0	12	5	0
-Jaque	0	0	0	2	2	0
-Jingurudo	0	0	0	5	2	0
-La Palma	0	0	0	62	16	0
-Lajas Blancas	0	0	0	6	5	1
-Manuel Ortega	0	0	0	16	4	0
-Nuevo Belen	0	0	0	3	0	0
-Pinogana	0	0	0	30	7	0
-Pucuro	0	0	0	1	1	0
-Puerto Pena	0	0	0	42	11	0
-Rio Congo	0	0	0	13	2	0
-Rio Sabalo	0	0	0	14	8	0

- PANAMA
Cont.

Province/ Locality	Week 35			Cumulative		
	Cases	Hospit.	Deaths	Cases	Hospit.	Deaths
-Rio Turquesa	0	0	0	1	1	1
-Santa Fe	0	0	0	10	8	0
-Sambu	0	0	0	2	1	0
-Tucuti	0	0	0	39	2	0
-Yape	0	0	0	2	1	0
-Yaviza	0	0	0	84	25	1
Metropolitana						
-Curundu	0	0	0	1	1	0
-Tocumen	0	0	0	1	0	0
-Rio Abajo	0	0	0	1	1	1
San Miguelito						
-A.D. Icaza	0	0	0	1	1	0
TOTAL	166	94	3	1227	515	25

Source: Ministry of Health.

- PERU

Last week and cumulative number of Cholera cases,
hospitalizations, and deaths by Region,
Peru, through 08/29/1992

Region	Week 35			Cumulative		
	Cases	Hospit.	Deaths	Cases	Hospit.	Deaths
A.A. Caceres	9	3	0	6711	4538	87
Arequipa	23247	3897	18
Chavin	4422	3575	53
Grau	7741	3662	81
Inka	1622	391	10
J.C. Mariategui	2002	1322	30
La Libertad	12168	7357	63
Lib. Wari	6323	4315	100
Lima	101465	35728	115
Loreto	3408	2119	7
N.O. Maranon	1	10097	6923	73
San Martin	3015	486	7
Uclayali	30	4	1	849	376	9
TOTAL	40	7	1	183518	74852	653

Source: Ministry of Health.
... Data not received

- SURINAME

No updated report has been received.

- UNITED STATES

A total of 95 cases with one death has been reported by the United States in 1992.

- VENEZUELA

Last week and cumulative number of Cholera cases, hospitalizations, and deaths by State, Venezuela, through 08/15/1992

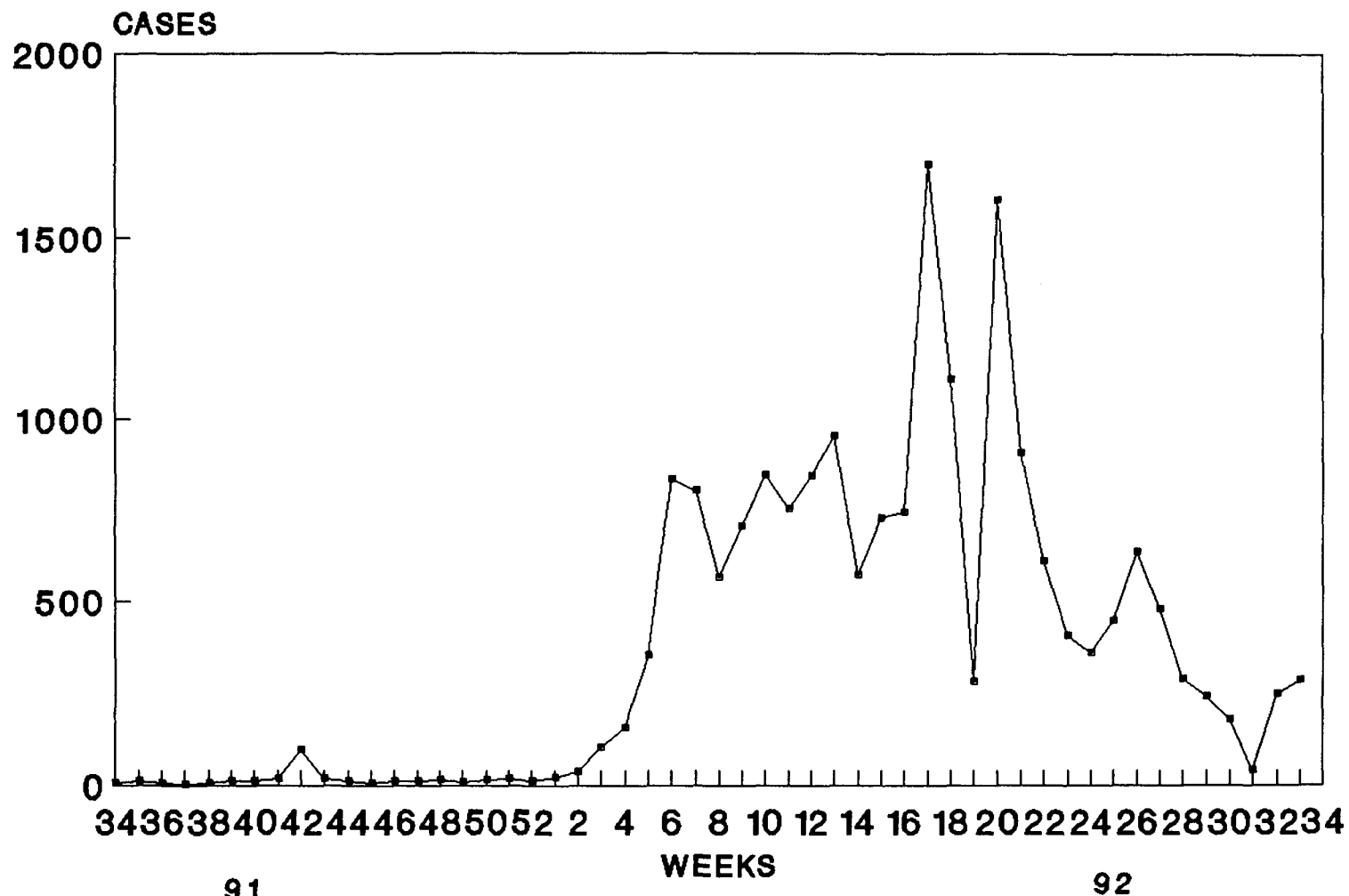
State	Week 34			Cumulative		
	Cases	Hospit.	Deaths	Cases	Hospit.	Deaths
Anzocategui	20	8	0	59	23	2
Apure	5	2	1
Aragua	121	31	3
Barinas	3	1	0	6	1	0
Carabobo	2	0	0	73	29	3
Dito. Federal	1	0	0	69	30	1
Guarico	3	1	0	26	11	1
Merida	4	2	0
Miranda	60	27	2
Monagas	17	6	1	17	6	1
Nva. Esparta	9	2	0
Sucre	109	40	0	206	76	3
Táchira	5	5	0
T.F. Amacuro	166	53	0	651	297	16
Zulia	5	1	0	806	382	14
TOTAL	326	110	1	2,117	924	47

Source: Ministry of Health.

... Data not received

The outbreak reported in the Federal Territory Delta Amacuro began on 4 August with the occurrence of severe diarrhea in the community of Pedernales and later affected Nabasonuca and El Guasimo. This area in the northeast of Venezuela, at the mouth of the Orinoco river, is inhabited by indigenous tribes of the Warao ethnic group. Authorities have observed an intense migration of persons in this areas seeking medical care in Tucupita, the city capital of the territory. The limited availability of health care services in this region determined a case-fatality ratio of more than 7% during the first week of the outbreak, but this figure has dropped to 2.5%. V. cholerae O1, El Tor Inaba have been isolated from several patients. A case-control study is being conducted to determine the modes of disease transmission.

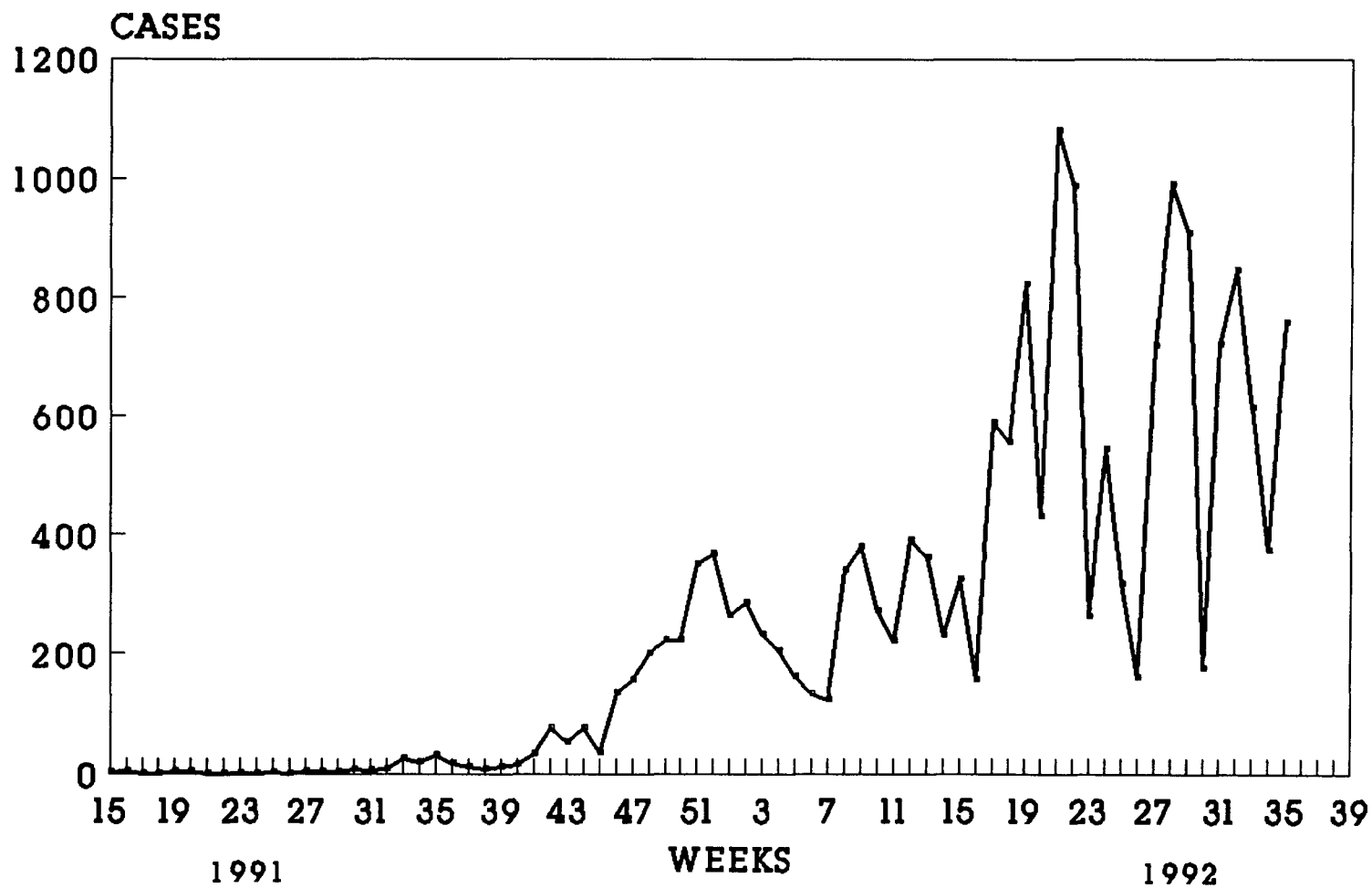
CHOLERA CASES REPORTED BY WEEK BOLIVIA 1991-1992



Source: Ministry of Health

HST

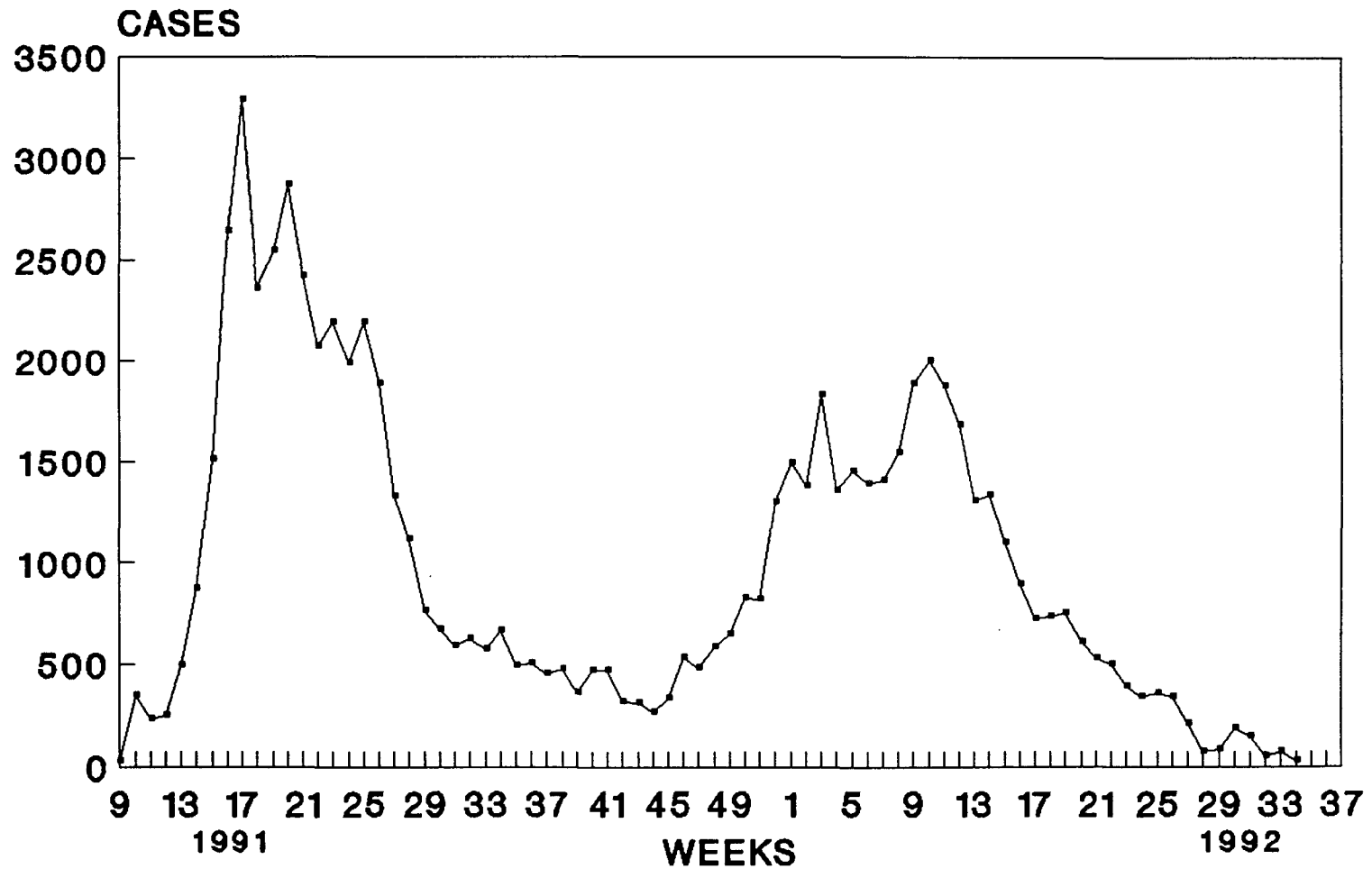
CHOLERA CASES REPORTED BY WEEK BRASIL, 1991-1992



Source: Ministry of Health

HST

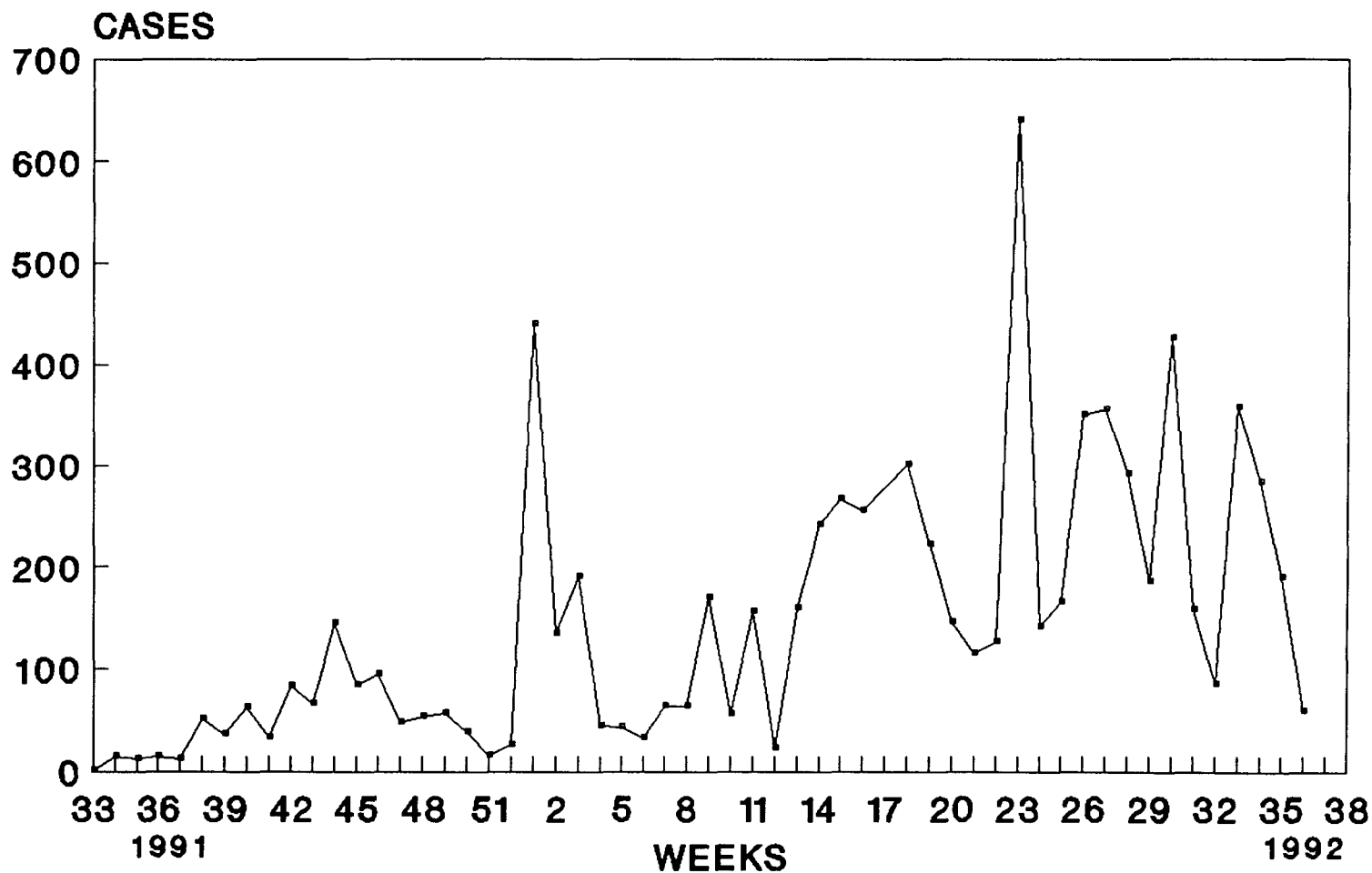
CHOLERA CASES REPORTED BY WEEK ECUADOR, 1991-1992



Source: Ministry of Health

HST

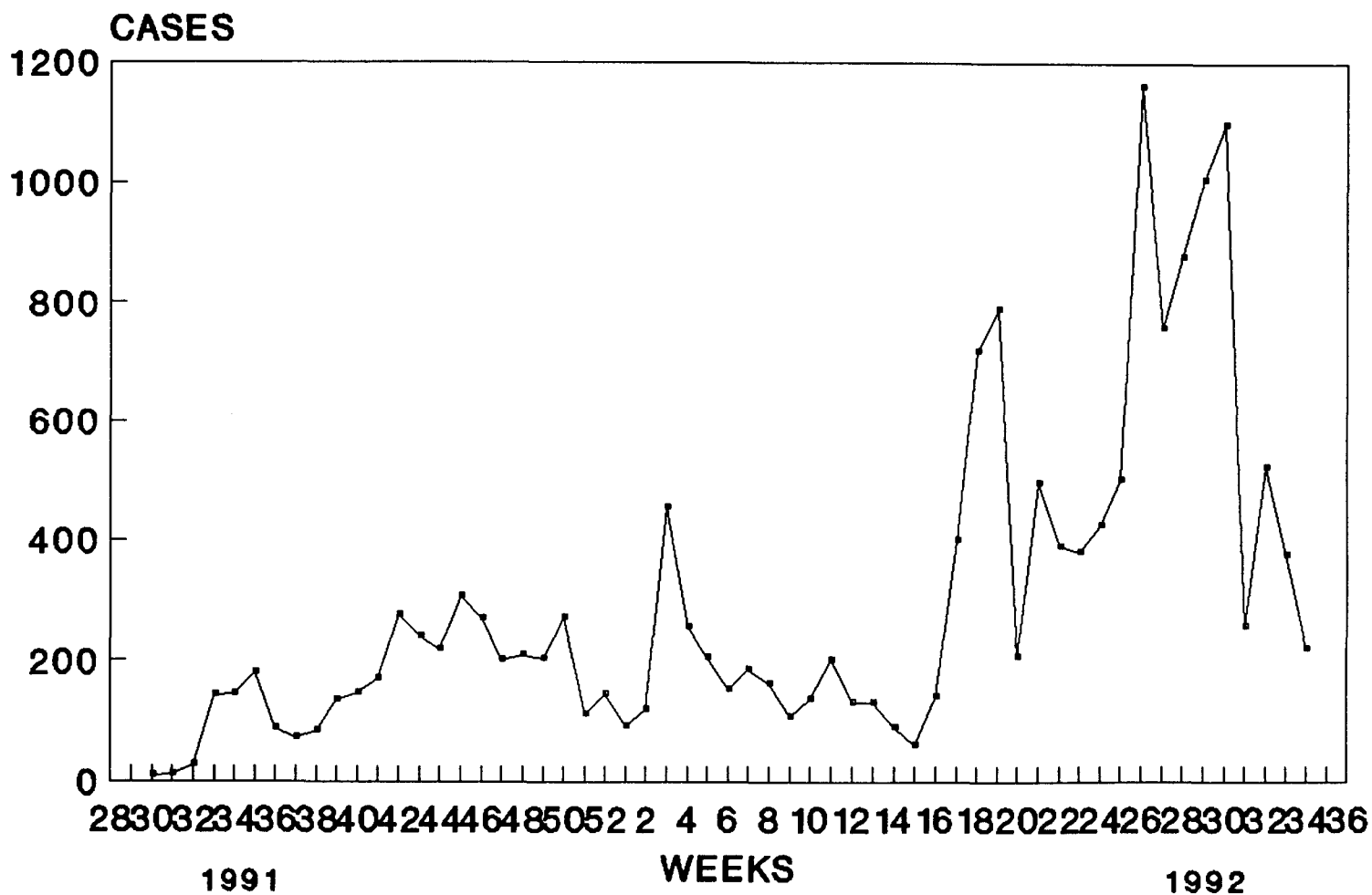
CHOLERA CASES REPORTED BY WEEK EL SALVADOR, 1991-1992



Source: Ministry of Health

HST

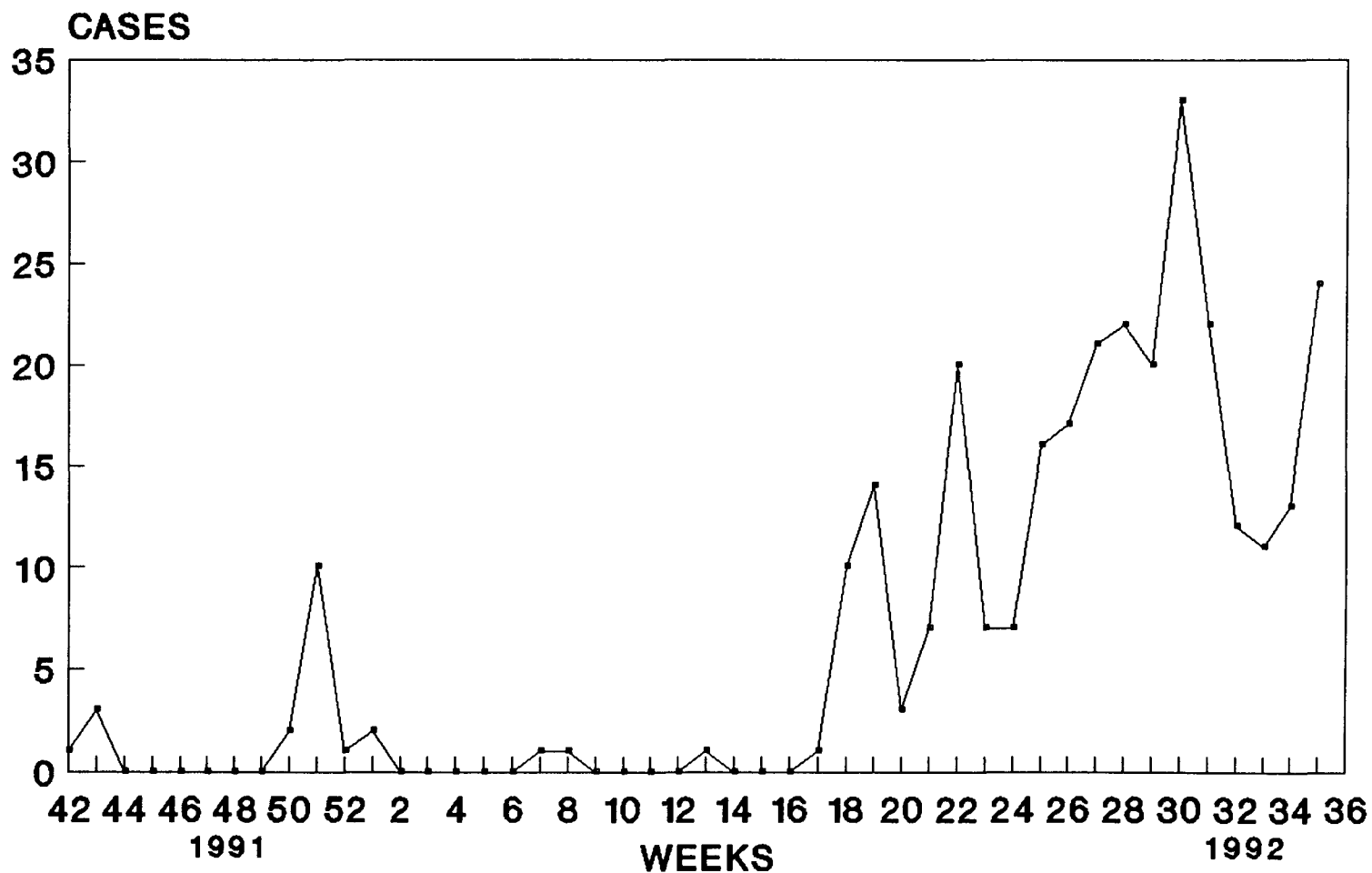
CHOLERA CASES REPORTED BY WEEK GUATEMALA, 1991-1992



Source: Ministry of Health

HST

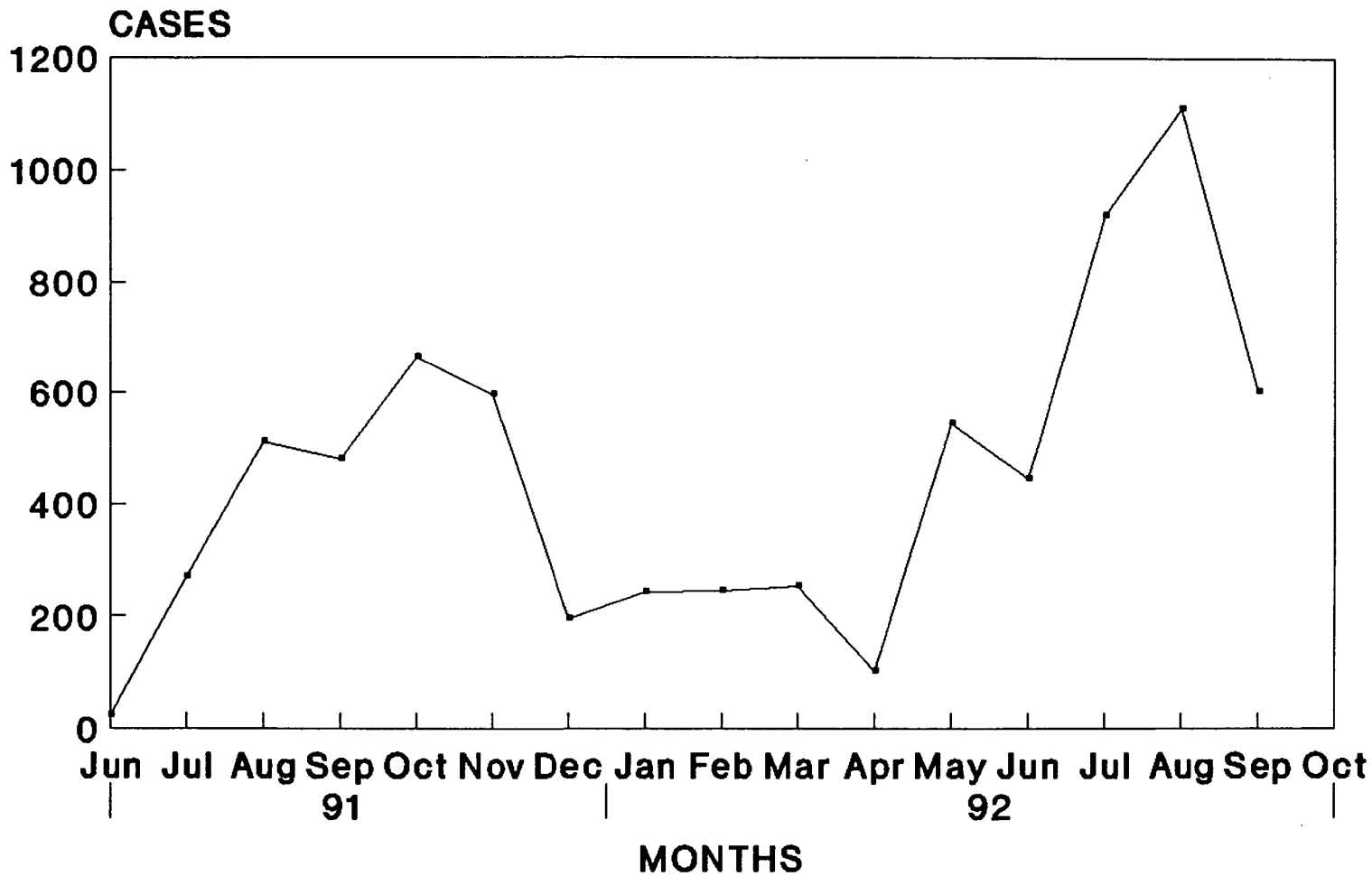
CHOLERA CASES REPORTED BY WEEK HONDURAS, 1991-1992



Source: Ministry of Health

HST

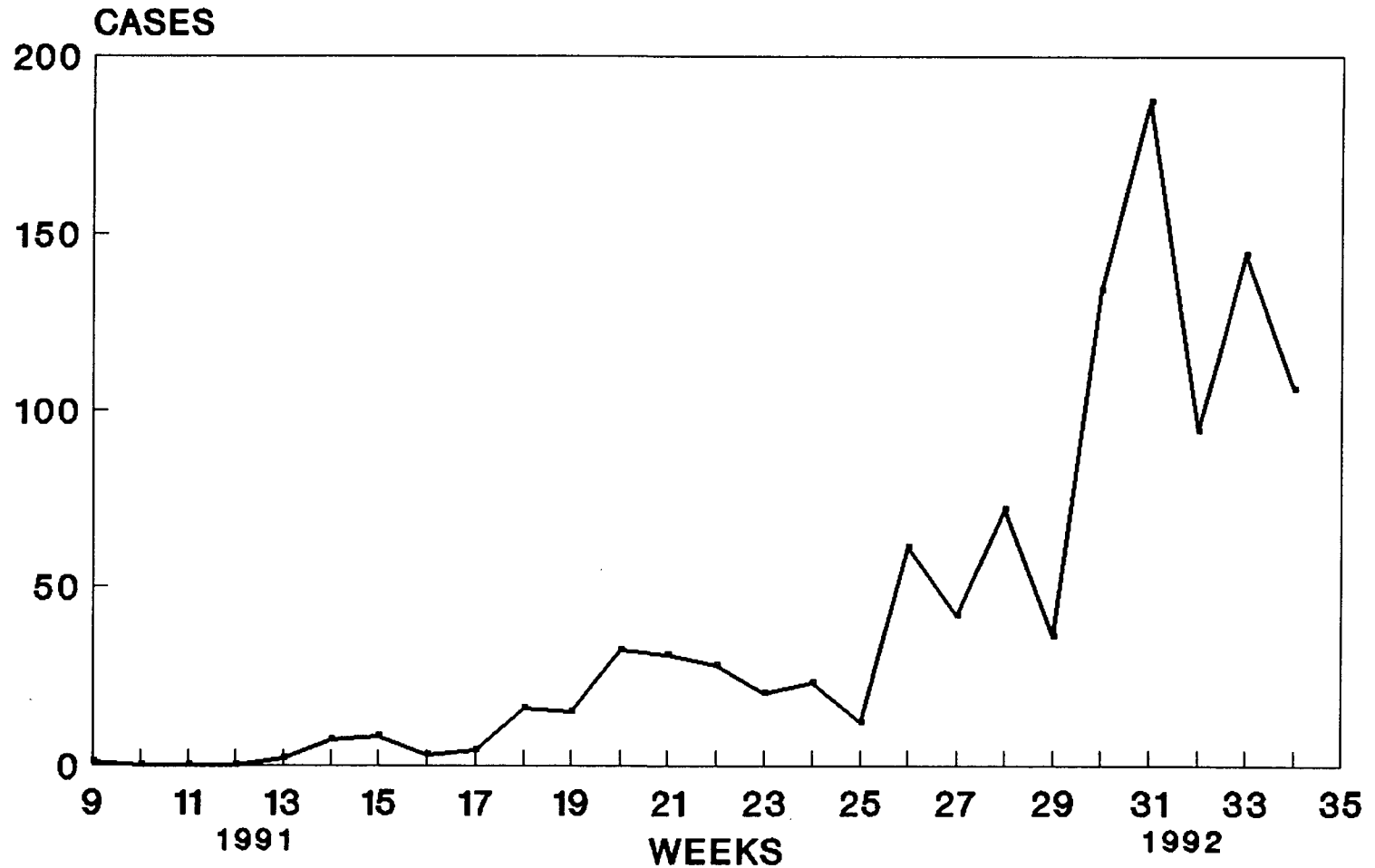
CHOLERA CASES REPORTED BY MONTH MEXICO 1991-1992



Source: Secretariat of Health

HST

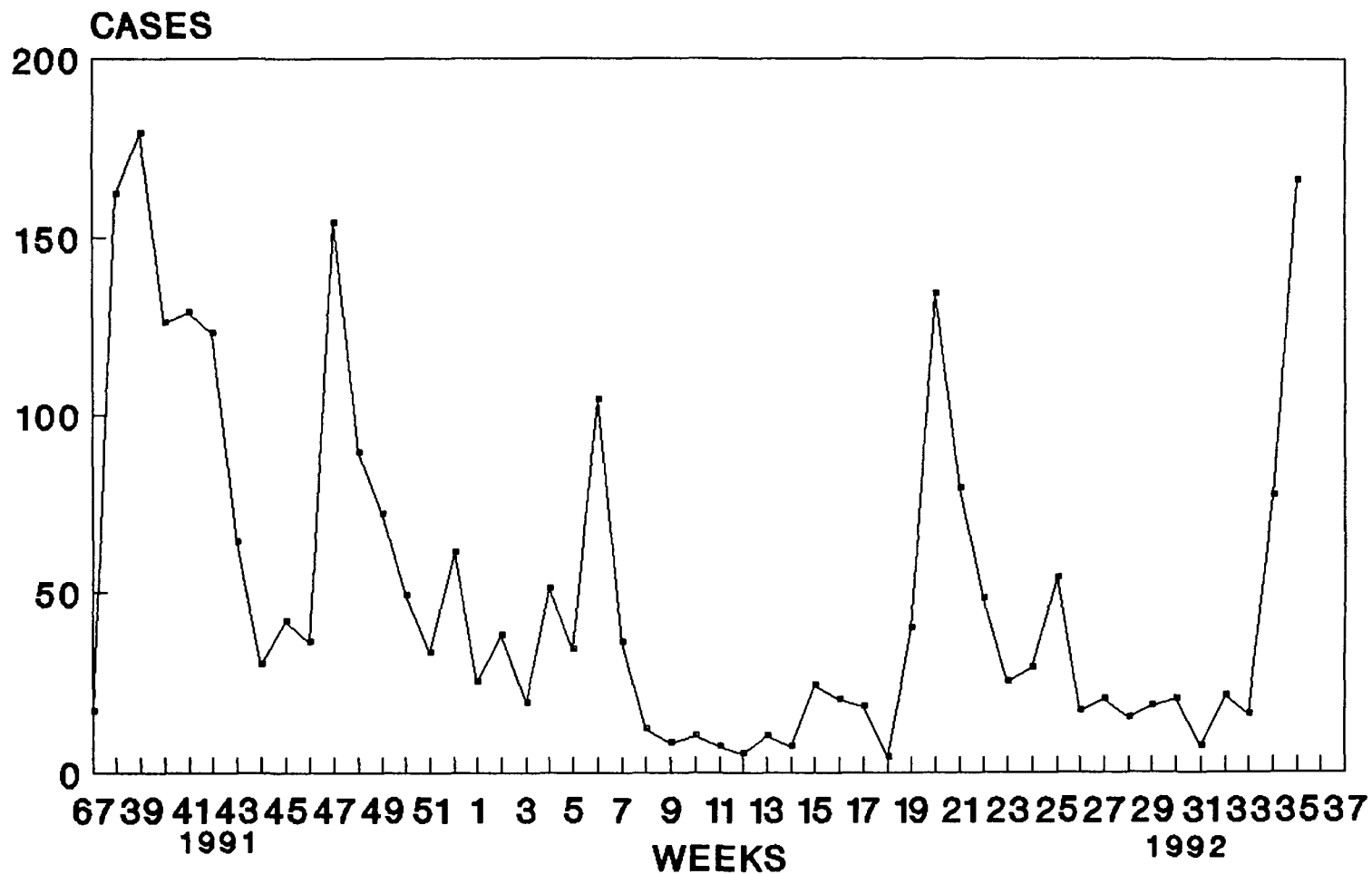
CHOLERA CASES REPORTED BY WEEK NICARAGUA, 1992



Source: Ministry of Health

HST

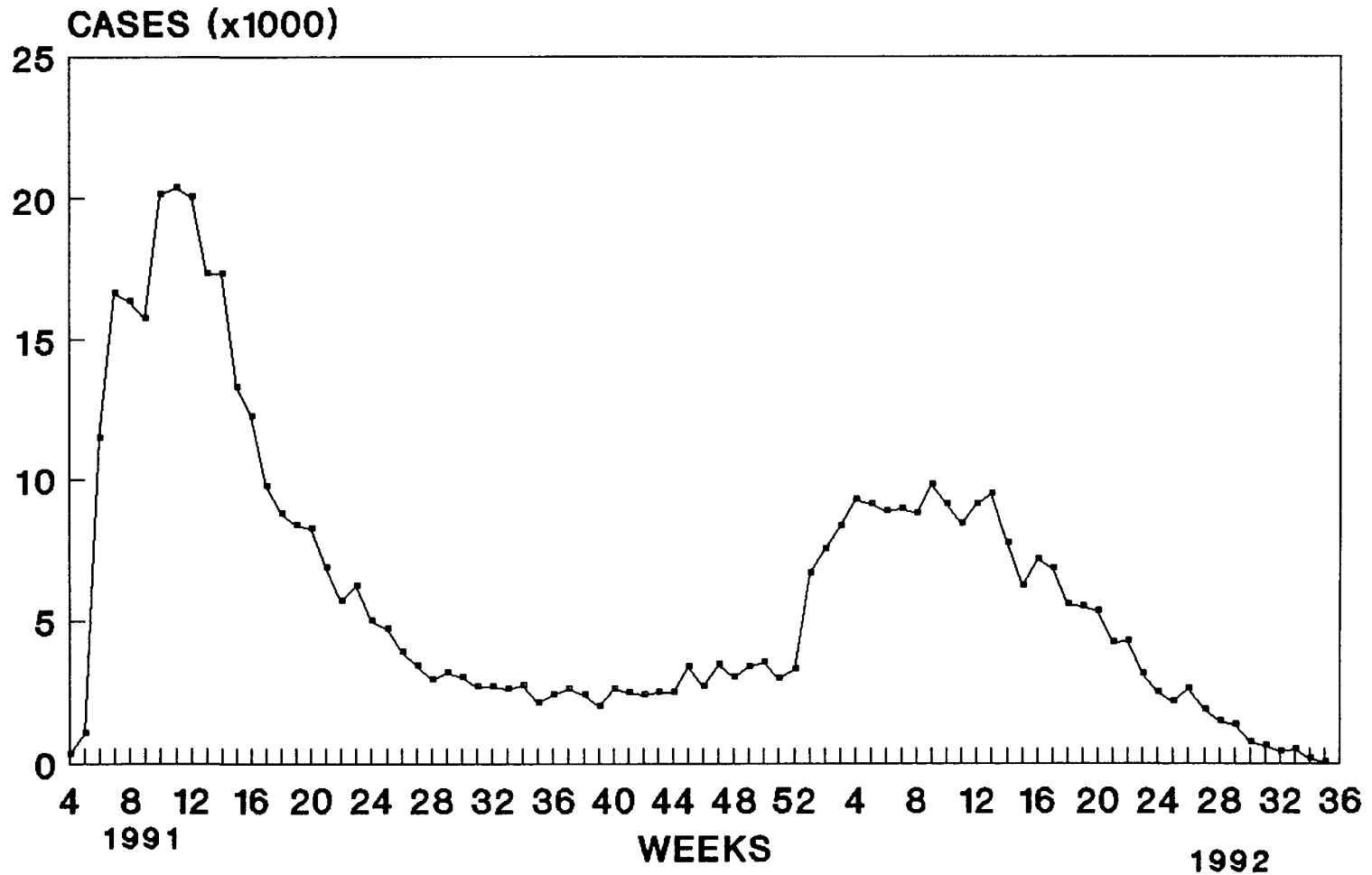
CHOLERA CASES REPORTED BY WEEK PANAMA 1991-1992



Source Ministry of Health

HST

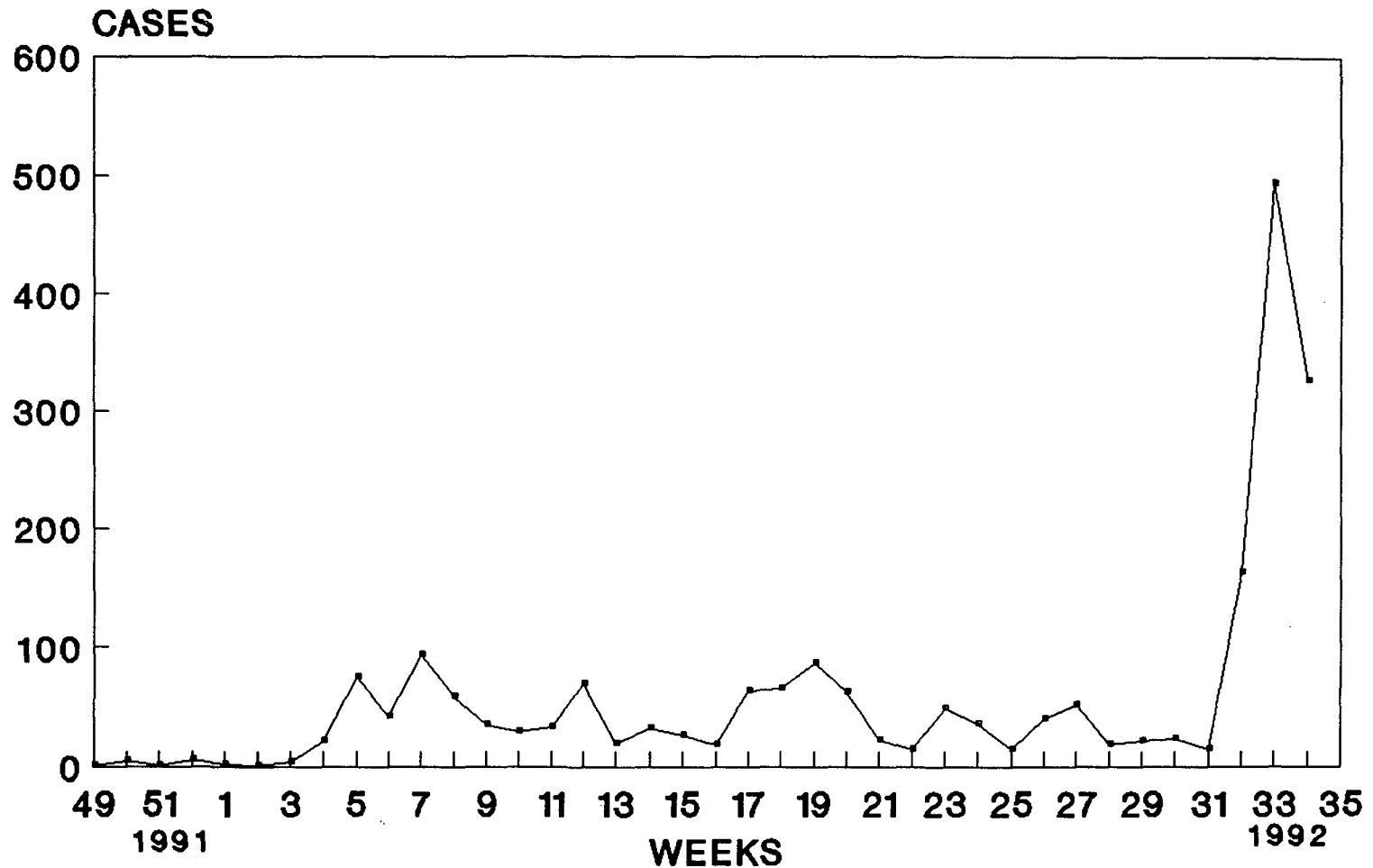
CHOLERA CASES REPORTED BY WEEK PERU 1991-1992



Source: Ministry of Health

HST

CHOLERA CASES REPORTED BY WEEK VENEZUELA 1991-1992



Source: Ministry of Health

HST