

Region of the Americas Update

Last 24 hours *

101,387	Additional cases
1,007	Additional deaths
0.11%	Relative increase in cases
0.04%	Relative increase in deaths
34	Countries/territories reporting new cases
22	Countries/territories reporting new deaths

Highest numbers of cases & deaths in the last 24 hrs.

Cases (≥ 1,000)

United States	83,155
Brazil	4,129
Colombia	2,610
Chile	2,286
Argentina	1,683
Dominican Republic	1,160

Deaths (≥ 100)

United States	714
---------------	------------

Region of the Americas

95,222,009 cases

2,322,606 deaths

56
countries/areas/territories affected.

Global

253,264,558 cases

5,099,269 deaths

236
countries/areas/territories affected.

COVID-19 – Highlights

1. Cases continue increasing for the 7th consecutive week in **Bolivia**. An increase of 21% in cases was observed in epidemiological week (EW) 45 compared to EW 44. While most cases were reported in the department of Santa Cruz in EW 45 (accounting for 48% of weekly cases); compared to EW 44, increases in cases were observed in all departments: Beni (156%), Pando (50%), Cochabamba (48%), Chuquisaca (18%), Tarija (35%), La Paz (73%), Potosi (69%), and Oruro (51%). The full report is available [here](#).

2. In preparation to a possible increase in cases during the holiday period, the **Government of Peru** has implemented additional public health and social measures. Starting 15 December 2021, adults will require to show a proof of vaccination to enter enclosed spaces. The full report is available [here](#).

Total cases, deaths & CFR (%) among PAHO countries/territories with ≥ 180,000 cumulative cases.

Country/Territory	Cases	Deaths	CFR (%)
United States of America	46,780,515	756,664	1.6%
Brazil	21,957,967	611,283	2.8%
Argentina	5,305,742	116,232	2.2%
Colombia	5,031,945	127,809	2.5%
Mexico	3,845,733	291,147	7.6%
Peru	2,214,543	200,635	9.1%
Canada	1,745,349	29,309	1.7%
Chile	1,728,767	38,001	2.2%
Cuba	959,064	8,283	0.9%
Guatemala	610,034	15,730	2.6%
Costa Rica	564,159	7,197	1.3%
Bolivia	523,485	19,017	3.6%
Ecuador	521,792	33,088	6.3%
Panama	474,621	7,343	1.5%
Paraguay	461,957	16,337	3.5%
Venezuela	419,745	5,026	1.2%
Dominican Republic	397,016	4,170	1.1%
Uruguay	396,545	6,101	1.5%
Honduras	376,967	10,353	2.7%
Puerto Rico	186,610	3,257	1.7%

Starting the weekend of 26 June 2021, the PAHO COVID-19 daily situation reports will no longer be published on Saturdays and Sundays. The reports will continue to be published during the workweek – Monday through Friday – at the regularly scheduled time, with the exception of any official holidays observed by PAHO in Washington, DC

*Numbers may vary due to differences in reporting times.

Spotlight – SARS-COV-2 Variants of Concern (VOC) in the Americas

Today's spotlight provides an update on the geographical distribution of the four variants of concern of the SARS-CoV-2 virus as reported by countries, territories, and areas (hereafter countries) in the region of the Americas as of 15 November 2021.

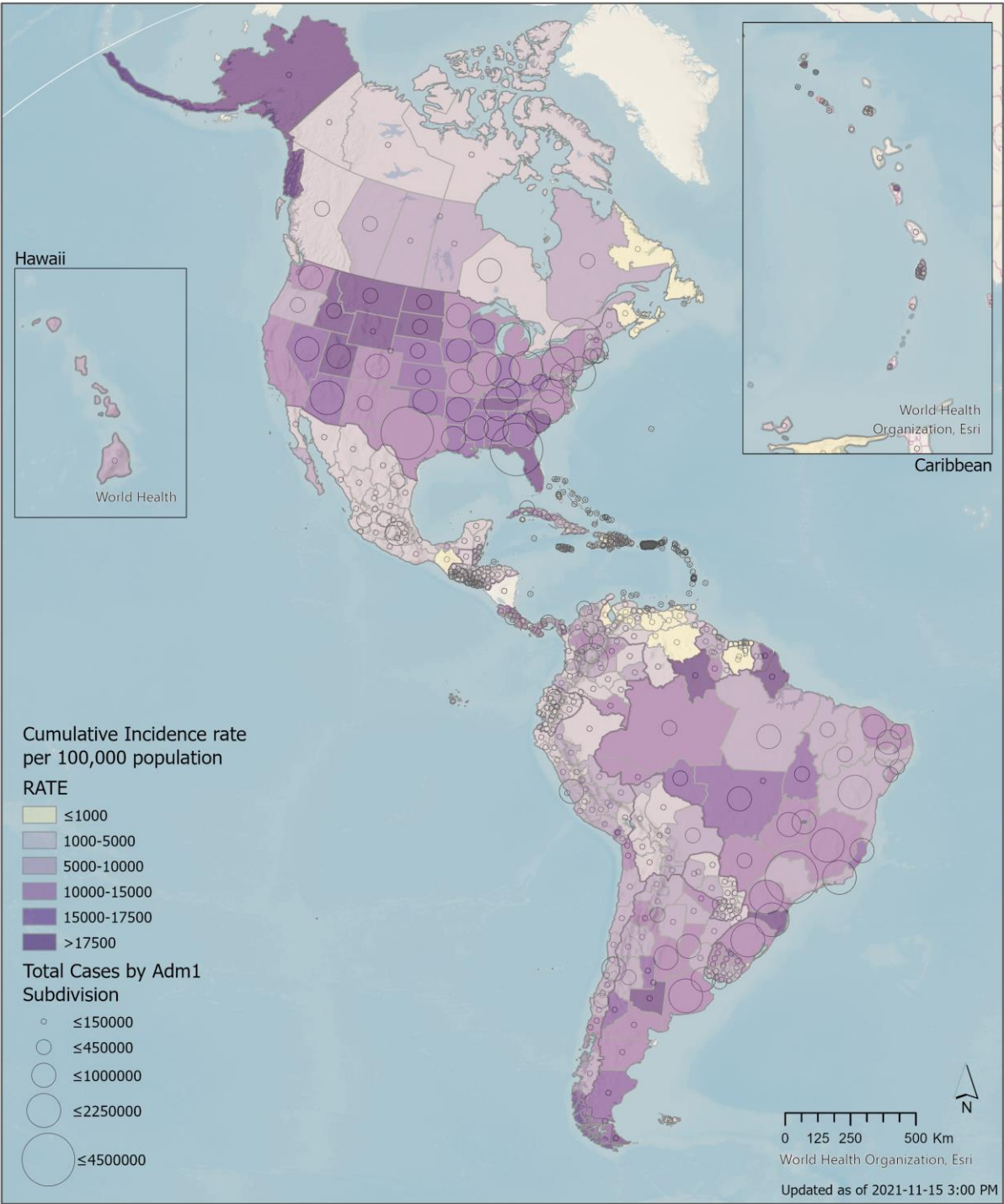
Table 1: Distribution of SARS-CoV-2 variants of concern by country/territory. Region of the Americas. As of 15 November 2021.

subregion	Country	Alpha	Beta	Gamma	Delta
North America	Canada	✓	✓	✓	✓
	Mexico	✓	✓	✓	✓
	United States of America	✓	✓	✓	✓
South America	Argentina	✓	✓	✓	✓
	Bolivia (Plurinational State of)	✓		✓	✓
	Brazil	✓	✓	✓	✓
	Chile	✓	✓	✓	✓
	Colombia	✓		✓	✓
	Ecuador	✓		✓	✓
	Paraguay	✓		✓	✓
	Peru	✓		✓	✓
	Uruguay	✓	✓	✓	✓
	Venezuela (Bolivarian Republic of)	✓		✓	✓
Central America	Belize	✓		✓	✓
	Costa Rica	✓	✓	✓	✓
	El Salvador	✓		✓	✓
	Guatemala	✓	✓	✓	✓
	Honduras	✓		✓	✓
	Nicaragua	✓	✓	✓	✓
Caribbean and Atlantic Ocean Islands	Panama	✓	✓	✓	✓
	Anguilla	✓			✓
	Antigua and Barbuda	✓	✓	✓	✓
	Aruba	✓	✓	✓	✓
	Bahamas	✓		✓	✓
	Barbados	✓		✓	✓
	Bermuda	✓	✓		✓
	Bonaire	✓		✓	✓
	British Virgin Islands	✓		✓	✓
	Cayman Islands	✓	✓	✓	✓
	Cuba	✓	✓		✓
	Curaçao	✓	✓	✓	✓
	Dominica	✓			✓
	Dominican Republic	✓		✓	✓
	Falkland Islands (Malvinas)	✓	✓		
	French Guiana	✓	✓	✓	✓
	Grenada	✓			✓
	Guadeloupe	✓	✓	✓	✓
	Guyana			✓	✓
	Haiti	✓		✓	✓
	Jamaica	✓			✓
	Martinique	✓	✓	✓	✓
	Montserrat	✓		✓	✓
	Puerto Rico	✓	✓	✓	✓
	Saba				✓
	Saint Barthélemy	✓			✓
	Saint Kitts and Nevis				✓
	Saint Lucia	✓			✓
	Saint Martin	✓	✓		✓
	Saint Pierre and Miquelon				✓
	Saint Vincent and the Grenadines			✓	✓
	Sint Maarten	✓	✓	✓	✓
	Suriname	✓	✓	✓	✓
	Trinidad and Tobago	✓		✓	✓
	Turks and Caicos Islands	✓		✓	✓
	United States Virgin Islands	✓	✓	✓	✓

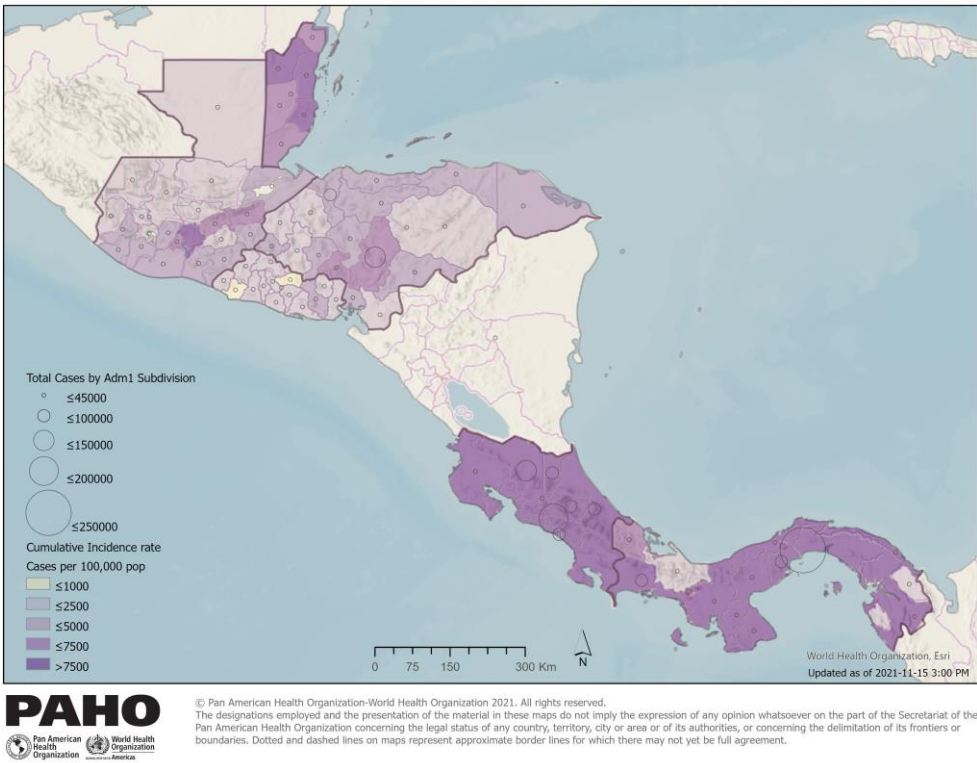
✓ Sequence is not available yet in an international repository

✓ WGS available

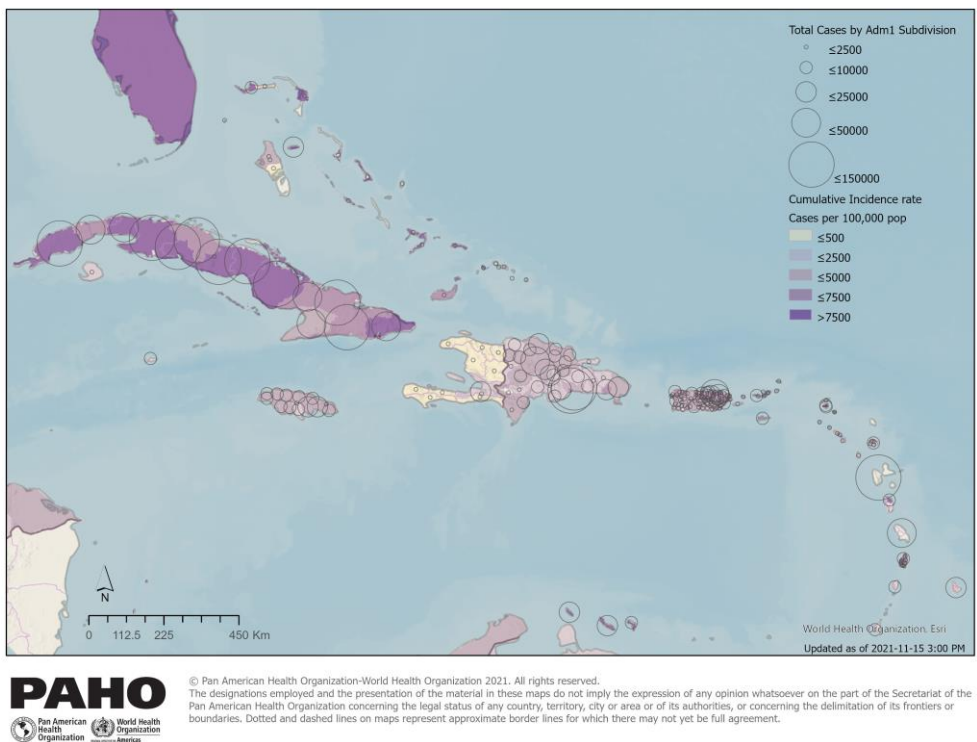
Map 1. Reported number of cumulative COVID-19 cases in the Region of the Americas and corresponding incidence rate (per 100,000 population) by country/territory. As of 15 November 2021



Map 2. Reported number of cumulative COVID-19 cases in the Central American sub-region and corresponding incidence rate (per 100,000 population) by country/territory (sub-national level). As of 15 November 2021



Map 3. Reported number of cumulative COVID-19 cases in the Caribbean sub-region and corresponding incidence rate (per 100,000 population) by country/territory (sub-national level). As of 15 November 2021





Pan American
Health
Organization





























































World Health
Organization
REGIONAL OFFICE FOR THE
Americas

COVID-19 situation reported by countries and territories in the Americas, as of 15 November 2021

Updated as of 3 PM

Sub-Region	Country/Territory	Cases			Deaths		
		7 Day MA* Trend	Cummulative	7day % change	7 Day MA* Trend	Cummulative	7day % change
North America	Canada		1,745,349	-24%		29,309	-18%
	Mexico		3,845,733	-3%		291,147	3%
	United States of America (the)		46,780,515	14%		756,664	-2%
	Subtotal		52,371,597			1,077,120	
Central America	Belize		28,899	-8%		534	39%
	Costa Rica		564,159	-30%		7,197	-40%
	El Salvador		118,041	-37%		3,731	-21%
	Guatemala		610,034	5%		15,730	-24%
	Honduras		376,967	-24%		10,353	-36%
	Nicaragua		13,150	-43%		210	0%
	Panama		474,621	60%		7,343	0%
	Subtotal		2,185,871			45,098	
South America	Argentina		5,305,742	12%		116,232	-17%
	Bolivia (the Plurinational State of)		523,485	17%		19,017	28%
	Brazil		21,957,967	11%		611,283	13%
	Chile		1,728,767	18%		38,001	20%
	Colombia		5,031,945	34%		127,809	10%
	Ecuador		521,792	4%		33,088	1000%
	Paraguay		461,957	86%		16,337	363%
	Peru		2,214,543	23%		200,635	3%
	Uruguay		396,545	-7%		6,101	88%
	Venezuela (Bolivarian Republic of)		419,745	10%		5,026	-18%
	Subtotal		38,562,488			1,173,529	
Caribbean and Atlantic Ocean Islands	Anguilla		1,137	3%		4	0%
	Antigua and Barbuda		4,118	-7%		107	-33%
	Aruba		16,083	-38%		172	-100%
	Bahamas (the)		22,601	-41%		665	-78%
	Barbados		22,093	-12%		193	-52%
	Bermuda		5,708	3%		106	-100%
	Bonaire		2,588	-4%		21	0%

Caribbean and Atlantic Ocean Islands	Cayman Islands		4,203	49%		2	0%
	Cuba		959,064	-32%		8,283	-28%
	Curacao		17,225	-33%		175	-100%
	Dominica		5,002	-77%		35	0%
	Dominican Republic (the)		397,016	20%		4,170	-15%
	Falkland Islands (the)		79	-89%		0	0%
	French Guiana		45,366	-57%		322	-25%
	Grenada		5,863	-90%		200	0%
	Guadeloupe		54,854	-8%		822	-100%
	Guyana		36,817	14%		959	-23%
	Haiti		24,635	-3%		708	-85%
	Jamaica		90,311	-9%		2,329	-5%
	Martinique		43,962	-61%		700	-87%
	Montserrat		41	0%		1	0%
	Puerto Rico		186,610	16%		3,257	-8%
	Saba		11	0%		0	0%
	Saint Barthelemy		1,661	-100%		4	0%
	Saint Kitts and Nevis		2,749	-33%		27	0%
	Saint Lucia		12,837	-39%		270	100%
	Saint Martin		3,993	-47%		38	-100%
	Saint Pierre and Miquelon		33	0%		0	0%
	Saint Vincent and the Grenadines		5,326	59%		72	200%
	Sint Eustatius		30	0%		0	0%
	Sint Maarten		4,532	0%		75	0%
	Suriname		50,078	-18%		1,139	-8%
	Trinidad and Tobago		62,267	50%		1,858	13%
	Turks and Caicos		3,045	-20%		23	0%
	Virgin Islands (UK)		2,745	-100%		38	-100%
	Virgin Islands (US)		7,370	34%		84	-50%
	Subtotal		2,102,053			26,859	
Total			95,222,009			2,322,606	

* 7 Day Moving Average

Legend

>50% increase
10% to 50% increase
10 to -10% change
10% to 50% decrease
>50% decrease

Table notes on the next page

NOTES: Case and death counts may include both confirmed and probable classifications depending on the reporting Member State.

- Antibody tests, including rapid diagnostic tests (RDTs) based on antibody detection, are not recommended for use by PAHO/WHO in clinical diagnosis. Antigen-detecting RDTs may be used following the WHO 11 September 2020 Guidance, available at: <https://bit.ly/2FxK2fs>
- Data is updated on a weekly basis for Guadeloupe, Martinique, Nicaragua, Saint Barthelemy, Saint Martin, and Saint Pierre and Miquelon.
- As of 11 November 2020, the previously aggregated Bonaire, Saba and Sint Eustatius are now being presented separately in the table.
- *A dispute exists between the Governments of Argentina and the United Kingdom of Great Britain and Northern Ireland concerning sovereignty over the Falkland Islands (the) (Malvinas)

Argentina: On 14 March 2021, due to daylight savings time observed in Eastern Standard Time zone, the Argentina data is no longer published by 3:00PM EST same day and is henceforth included in the following day table. Between 22 February and 14 March 2021, the data had corresponded to the same date.

Bahamas: According to the latest Bahamas Ministry of Health (MoH) publication, there are a total of 68 additional deaths under investigation, available at: <https://bit.ly/3wh84Aq>

Ecuador: According to a 6 September Ecuador Ministry of Public Health press release, only cases confirmed by RT-PCR will be reported; previously, cases who tested positive by either RT-PCR or RDTs were reported, resulting in the exclusion of 8,956 cases. Available at: <https://bit.ly/3h2EWEA>

El Salvador: Cumulative cases and deaths as published by the Government of El Salvador: <https://covid19.gob.sv/>. The government presents a retroactively adjusted epidemiological curve of daily cases on the same dashboard.

Jamaica: According to the latest Jamaica Ministry of Health and Wellness press release, there are a total of 346 additional deaths under investigation, available at: <https://bit.ly/3qAwIJo>

Mexico: On 1 June 2021, the Mexico Ministry of Health reported 4,272 deaths in 24 hours. Of these, 3,924 were reported in 2020 and the remaining were reported in 2021. Available at: <https://bit.ly/3pfdMA8>

Nicaragua: Please note there are discrepancies with the data published by the Citizen's Observatory COVID-19 Nicaragua as of 5 November 2021. Available at: <https://bit.ly/3pw7ZVR>

Peru: Aggregated case total as reported by the Peru MoH; latest disaggregated data available is 658,390 by RT-PCR + 607,427 by antigen tests + 947,731 by other RDTs. Antibody tests, including RDTs based on antibody detection, are not recommended for use by PAHO/WHO in clinical diagnosis. Antigen-detecting RDTs may be used following the WHO 11 September 2020 Guidance, available at: <https://bit.ly/3fJVKTM>. On 31 May 2021, the Government of Peru announced that, after revision, the death toll was 180,764 deaths as of 22 May 2021, available at: <https://bit.ly/3fYGj8V>. The number of cumulative deaths reported prior to the revision, on 30 May, was 69,342, available at: <https://bit.ly/3pkar2U>.

Puerto Rico: Aggregated case total as reported by the Puerto Rico Department of Health (DoH); 153,012 were positive by RT-PCR and 33,598 were positive by antigen tests; previously, cases who tested positive by either RT-PCR or serological RDTs were reported, resulting in the exclusion of 33,965 cases. Available at: <https://bit.ly/3AXY7KU>

United States of America: Case and death counts include both confirmed and probable classifications, as published on the U.S. Centers for Disease Control and Prevention (US CDC) website on 15-November. Excludes American Samoa, Federated States of Micronesia, Guam, Commonwealth of the Northern Marianas, Puerto Rico, Palau, Republic of Marshall Islands and the United States Virgin Islands. Case and death counts may differ from other US CDC data sources because these are provisional counts which are subject to change, including updates to data reported previously, adjustments can occur. Sources: <https://bit.ly/2RSap5> and <https://bit.ly/2RVI2n6>.

Uruguay: According to the latest Uruguay Ministry of Public Health report, the total notes 01 positive cases reported in the last 24 hours were excluded from the total. Available at: <https://bit.ly/3oy8EXW>.

DATA ADJUSTMENTS: Differences in the total number of cases and/or deaths and respective % increases reflect the following adjustment(s):

ISO3_CODE	Adjusted Date	Cases	Deaths	Source
CAN	2021-11-12	1,742,733	29,266	https://bit.ly/3oyiLfc
DOM	2021-11-13	394,608	4,166	https://bit.ly/3CjtKhz
ECU	2021-11-13	521,279	33,070	https://bit.ly/3ccKnRx
ECU	2021-11-14	521,698	33,087	https://bit.ly/3DnjKVG
HTI	2021-11-11	24,543	708	https://bit.ly/3nhOjGV
HTI	2021-11-12	24,599	708	https://bit.ly/3kAUzMn
HTI	2021-11-13	24,635	708	https://bit.ly/3kFmJSa