

Region of the Americas Update

3 PM WDC. 4 November 2021

Last 24 hours *

110,474	Additional cases
1,806	Additional deaths
0.12%	Relative increase in cases
0.08%	Relative increase in deaths
39	Countries/territories reporting new cases
29	Countries/territories reporting new deaths

Highest numbers of cases & deaths in the last 24 hrs.*

Cases (≥ 1,000)

United States	79,444
Brazil	14,661
Mexico	2,660
Canada	2,215
Chile	1,889
Colombia	1,697
Argentina	1,264

Deaths (≥ 100)

United States	1,258
Brazil	164
Mexico	154

Region of the Americas

94,077,975 cases

2,301,996 deaths

56
countries/areas/territories affected.

Global

248,078,878 cases

5,022,061 deaths

236
countries/areas/territories affected.

COVID-19 – Highlights

Today's map is a spotlight on COVID-19 incidence and ICU occupancy in Chile at the sub-national level.

The left layout shows the COVID-19 case incidence per 100,000 population in EW 41-43 and the right one shows percent change in COVID-19 ICU occupancy between EW 41-43, and the ICU occupancy rate per 100,000 population in EW 43 in each of the adm1 territories in Chile. Most territories had no substantial change – only Arica y Parinacota had a decrease in ICU Occupancy. Tarapaca, Araucania, and O'Higgins had at least a >50% increase in ICU occupancy in the last 3 weeks

Starting the weekend of 26 June 2021, the PAHO COVID-19 daily situation reports will no longer be published on Saturdays and Sundays. The reports will continue to be published during the workweek – Monday through Friday – at the regularly scheduled time, with the exception of any official holidays observed by PAHO in

Total cases, deaths & CFR (%) among PAHO countries/territories with ≥ 150,000 cumulative cases.

Country/Territory	Cases	Deaths	CFR (%)
United States of America	45,968,940	744,398	1.6%
Brazil	21,835,785	608,235	2.8%
Argentina	5,292,549	116,029	2.2%
Colombia	5,007,099	127,380	2.5%
Mexico	3,814,453	288,887	7.6%
Peru	2,203,310	200,326	9.1%
Canada	1,722,570	29,095	1.7%
Chile	1,701,316	37,794	2.2%
Cuba	954,342	8,252	0.9%
Guatemala	602,575	15,222	2.5%
Costa Rica	561,432	7,111	1.3%
Ecuador	515,859	32,958	6.4%
Bolivia	515,373	18,942	3.7%
Panama	473,005	7,320	1.5%
Paraguay	461,184	16,256	3.5%
Venezuela	409,695	49,25	1.2%
Uruguay	394,443	6,080	1.5%
Dominican Republic	385,181	4,146	1.1%
Honduras	375,983	10,285	2.7%
Puerto Rico	185,155	3,239	1.7%

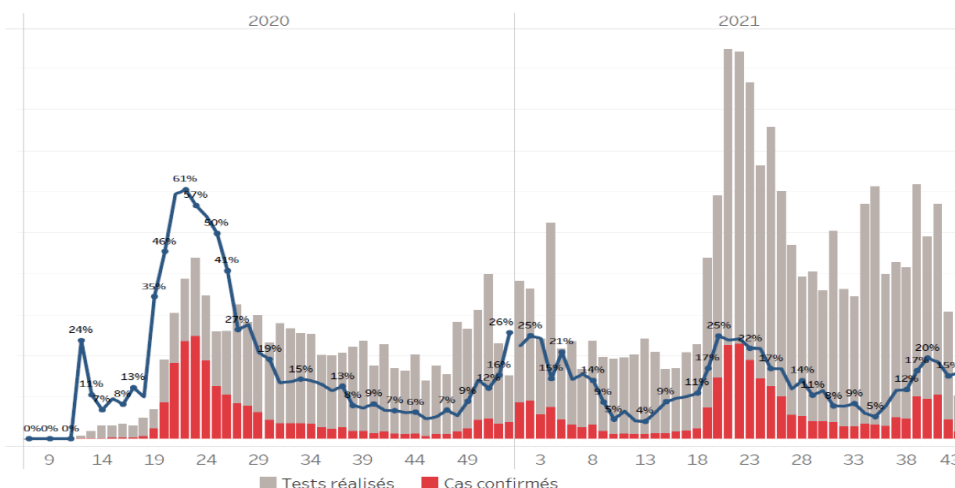
*Numbers may vary due to differences in reporting times.

Spotlight – COVID-19 Situation Update – Haiti Country Office Situation Report.

#53

Trends: As of November 4, 2021, Haiti's Ministry of Public Health and Population (MSPP) has reported 24,073 laboratory-confirmed cases of COVID-19 since the beginning of the pandemic on March 19, 2020. Ouest continues to be the most heavily affected department (15, 793 cases) followed by Centre (1, 344 cases) and Artibonite (1, 313 cases). In week 43 (October 24 to October 30, 2021), 95 confirmed cases were reported in Haiti. The positivity rate (i.e., the share of specimens testing positive for COVID-19) is estimated at 15%. According to MSPP, eleven (11) additional deaths were reported during week 43. To date, 677 deaths have been notified among laboratory-confirmed cases, which corresponds to a case fatality rate (CFR) of 3%. Up to now, a total of 20, 374 cases have recovered, which accounts for 85% of all confirmed cases.

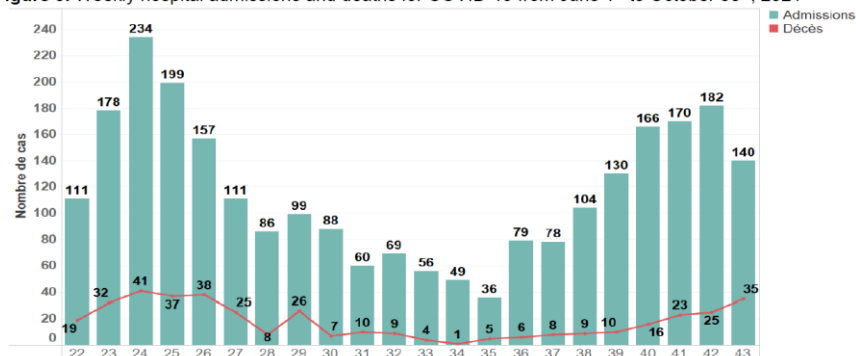
Figure 1. Number of confirmed and suspected COVID-19 cases, positivity rate (%) by epidemiological week



Laboratory: The labo moto teams have performed 271 tests for COVID-19 during this week, of which 18 were done in the community (home or shelter/camp testing) and the remainder was carried at health facilities.

Severity: As of October 27, the MSPP has reported that 4,353 confirmed cases (18% of the totality) have been hospitalized. During week 43rd, 140 patients were admitted to hospital for COVID-19. The hospital occupancy rate for week 43 is 38%. The occupancy rate at St Luc hospital – which has the highest number of available COVID-19 beds (110) – is 42%. Hospital Sacre Coeur in Milot has indefinitely stopped all its operations due to security concerns. Its COVID-19 patients were transferred to Hopital Universitaire de Mirebalais and Hopital de la Convention Baptiste d'Haiti. Hopital La Providence des Gonaives has also closed its doors because of the lack of oxygen and medicines to care for COVID-19 patients. The Sud-Est department still does not have a functional facility to care for COVID-19 patients. Employees at the COVID-19 treatment unit of St Antoine Hospital (Jérémie) have not received their salary for the past 4 months and threaten to stop working if the problem is not solved in a prompt manner. Death toll has significantly increased in the past weeks among the hospitalized patients. See figure 3.

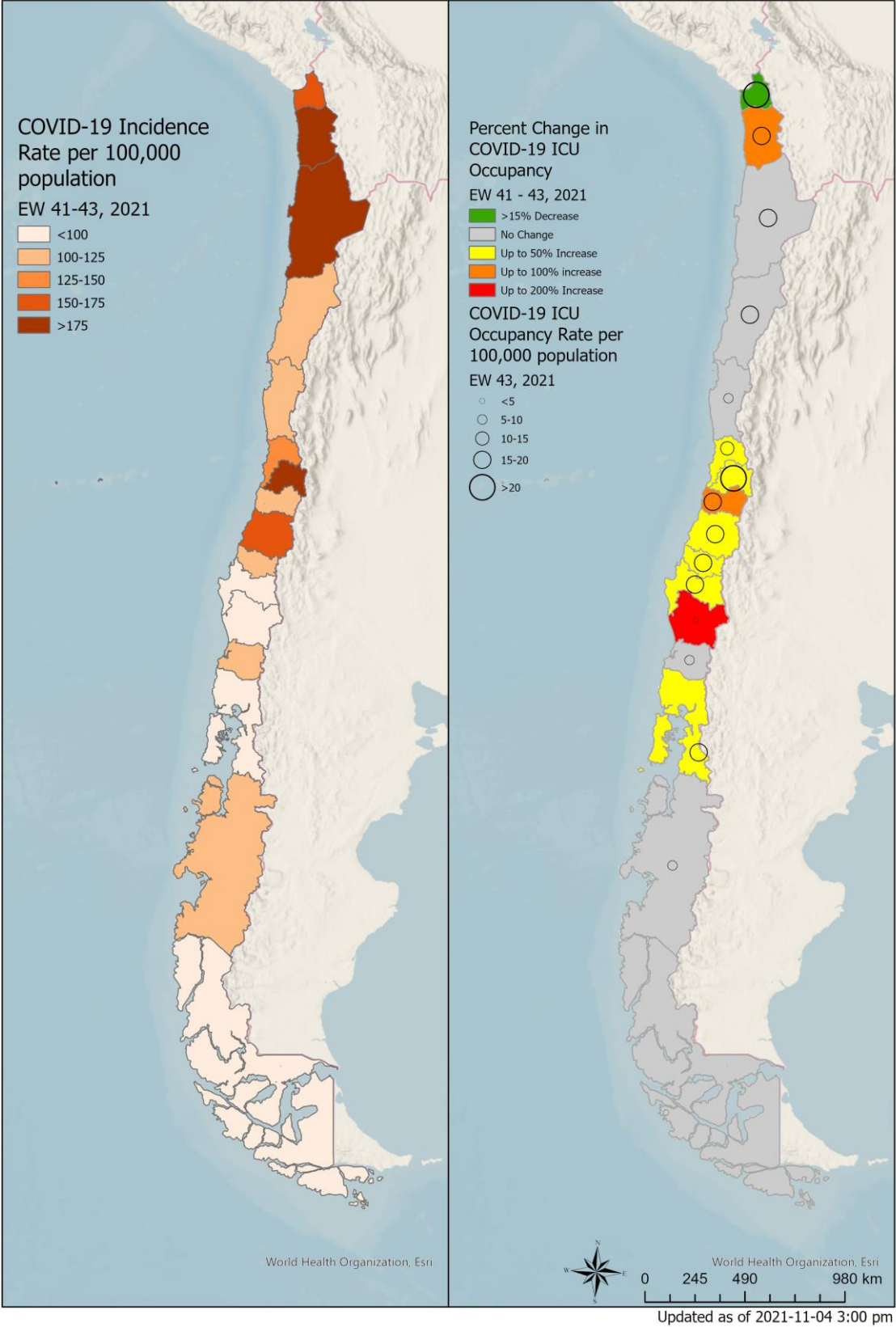
Figure 3. Weekly hospital admissions and deaths for COVID-19 from June 1st to October 30th, 2021



Vaccination























































As of October 31, 2021, a total of 135, 256 doses of vaccines have been administered in the country and 39, 335 people are fully vaccinated. The number of vaccination sites have increased from 165, located in 71 communes of the 10 geographical departments of the country. Of the total, 37 of these sites are mobile units for vaccination. Primary estimates report that 1.3% of the targeted population has received at least one dose of vaccine and that 0.5% of the same target is fully vaccinated.



























































Map 1. COVID-19 incidence (per 100,000 population) and percentage change in ICU occupancy. Chile. EW 41 – 43, 2021.



© Pan American Health Organization-World Health Organization 2021. All rights reserved.
The designations employed and the presentation of the material in these maps do not imply the expression of any opinion whatsoever on the part of the Secretariat of the Pan American Health Organization concerning the legal status of any country, territory, city or area or of its authorities, or concerning the delimitation of its frontiers or boundaries. Dotted and dashed lines on maps represent approximate border lines for which there may not yet be full agreement.

**COVID-19 situation reported by
countries and territories in the Americas,**
as of 4 November 2021
Updated as of 3 PM

Sub-Region	Country/Territory	Cases			Deaths			Transmission Type
		7 Day MA* Trend	Cummulative	7day % change	7 Day MA* Trend	Cummulative	7day % change	
North America	Canada		1,722,570	-6%		29,095	-10%	Community transmission
	Mexico		3,814,453	32%		288,887	51%	Community transmission
	United States of America (the)		45,968,940	-6%		744,398	-25%	Community transmission
	Subtotal		51,505,963			1,062,380		
Central America	Belize		27,523	-26%		499	-44%	Community transmission
	Costa Rica		561,432	-31%		7,111	-9%	Community transmission
	El Salvador		113,422	-100%		3,664	-17%	Community transmission
	Guatemala		602,575	-51%		15,222	-445%	Community transmission
	Honduras		375,983	-31%		10,285	35%	Community transmission
	Nicaragua		13,047	-43%		209	0%	Community transmission
	Panama		473,005	-21%		7,320	-57%	Community transmission
	Subtotal		2,166,987			44,310		
South America	Argentina		5,292,549	-5%		116,029	18%	Community transmission
	Bolivia (the Plurinational State of)		515,373	-5%		18,942	29%	Community transmission
	Brazil		21,835,785	-19%		608,235	-37%	Community transmission
	Chile		1,701,316	3%		37,794	-5%	Community transmission
	Colombia		5,007,099	4%		127,380	-3%	Community transmission
	Ecuador		515,859	-100%		32,958	-100%	Community transmission
	Paraguay		461,184	4%		16,256	80%	Community transmission
	Peru		2,203,310	-10%		200,326	-13%	Community transmission
	Uruguay		394,443	15%		6,080	-43%	Community transmission
	Venezuela (Bolivarian Republic of)		409,695	-7%		4,925	-9%	Community transmission
	Subtotal		38,336,613			1,168,925		
Caribbean and Atlantic Ocean Islands	Anguilla		1,019	-15%		1	0%	Community transmission
	Antigua and Barbuda		4,072	-31%		104	-60%	Community transmission
	Aruba		15,949	-16%		171	-100%	Community transmission
	Bahamas (the)		22,429	-60%		643	-100%	Clusters of cases
	Barbados		18,852	-2%		164	-42%	Community transmission
	Bermuda		5,665	-36%		106	20%	Community transmission
	Bonaire		2,436	62%		19	0%	Community transmission

Caribbean and Atlantic Ocean Islands	Cayman Islands		2,356	139%		2	0%	Community transmission
	Cuba		954,342	-44%		8,252	-62%	Community transmission
	Curacao		17,111	-15%		175	100%	Community transmission
	Dominica		4,863	-24%		32	0%	Community transmission
	Dominican Republic (the)		385,181	8%		4,146	-19%	Community transmission
	Falkland Islands (the)		69	0%		0	0%	Imported/Sporadic cases
	French Guiana		44,964	-33%		313	-13%	Community transmission
	Grenada		5,856	-35%		198	-75%	Community transmission
	Guadeloupe		54,474	-4%		820	-17%	Community transmission
	Guyana		35,800	4%		928	47%	Community transmission
	Haiti		24,073	-2%		685	1050%	Community transmission
	Jamaica		89,349	-21%		2,257	-12%	Community transmission
	Martinique		43,347	-55%		683	-75%	Community transmission
	Montserrat		41	0%		1	0%	Imported/Sporadic cases
	Puerto Rico		185,155	2%		3,239	-15%	Community transmission
	Saba		11	0%		0	0%	Imported/Sporadic cases
	Saint Barthelemy		1,660	0%		4	0%	Imported/Sporadic cases
	Saint Kitts and Nevis		2,696	-41%		25	0%	Community transmission
	Saint Lucia		12,645	-8%		260	-56%	Community transmission
	Saint Martin		3,941	-34%		37	0%	Community transmission
	Saint Pierre and Miquelon		32	0%		0	0%	Imported/Sporadic cases
	Saint Vincent and the Grenadines		5,050	-18%		69	-38%	Community transmission
	Sint Eustatius		28	0%		0	0%	Imported/Sporadic cases
	Sint Maarten		4,501	-21%		75	0%	Community transmission
	Suriname		49,362	-42%		1,101	-10%	Community transmission
	Trinidad and Tobago		58,106	27%		1,729	92%	Community transmission
	Turks and Caicos		3,001	-18%		23	0%	Clusters of cases
	Virgin Islands (UK)		2,725	0%		37	0%	Community transmission
	Virgin Islands (US)		7,251	8%		82	-67%	Community transmission
	Subtotal		2,068,412			26,381		
	Total		94,077,975			2,301,996		

* 7 Day Moving Average

Legend

>50% increase

10% to 50% increase

10 to -10% change

10% to 50% decrease

>50% decrease

Table notes on the next page.

NOTES: Case and death counts may include both confirmed and probable classifications depending on the reporting Member State.

- Antibody tests, including rapid diagnostic tests (RDTs) based on antibody detection, are not recommended for use by PAHO/WHO in clinical diagnosis. Antigen-detecting RDTs may be used following the WHO 14 November 2020 Guidance, available at: <https://bit.ly/2FxK2fs>.
- Data is updated on a weekly basis for Guadeloupe, Martinique, Nicaragua, Saint Barthelemy, Saint Martin, and Saint Pierre and Miquelon.
- As of 14 November 2020, the previously aggregated Bonaire, Saba and Sint Eustatius are now being presented separately in the table.
- *A dispute exists between the Governments of Argentina and the United Kingdom of Great Britain and Northern Ireland concerning sovereignty over the Falkland Islands (the) (Malvinas) "

Argentina: On 14 March 2021, due to daylight savings time observed in Eastern Standard Time zone, the Argentina data is no longer published by 3:00PM EST same day and is henceforth included in the following day table. Between 22 February and 14 March 2021, the data had corresponded to the same date.

Bahamas: According to the latest Bahamas Ministry of Health (MoH) publication, there are a total of 67 additional deaths under investigation, available at: <https://bit.ly/3wh84Aq>,

Ecuador: According to a 6 September Ecuador Ministry of Public Health press release, only cases confirmed by RT-PCR will be reported; previously, cases who tested positive by either RT-PCR or RDTs were reported, resulting in the exclusion of 8,956 cases. Available at: <https://bit.ly/3h2EWEA>

El Salvador: Cumulative cases and deaths as published by the Government of El Salvador: <https://covid19.gob.sv/>. The government presents a retroactively adjusted epidemiological curve of daily cases on the same dashboard.

Jamaica: According to the latest Jamaica Ministry of Health and Wellness press release, there are a total of 343 additional deaths under investigation, available at: <https://bit.ly/3qAwIJo>

Mexico: On 1 June 2021, the Mexico Ministry of Health reported 4,272 deaths in 24 hours. Of these, 3,924 were reported in 2020 and the remaining were reported in 2021. Available at: <https://bit.ly/3pfdMA8>

Nicaragua: Please note there are discrepancies with the data published by the Citizen's Observatory COVID-19 Nicaragua as of 30 October 2021. Available at: <https://bit.ly/3pw7ZVR>

Peru: Aggregated case total as reported by the Peru MoH; latest disaggregated data available is 654,362 by RT-PCR + 600,660 by antigen tests + 947,167 by other RDTs. Antibody tests, including RDTs based on antibody detection, are not recommended for use by PAHO/WHO in clinical diagnosis. Antigen-detecting RDTs may be used following the WHO 11 September 2020 Guidance, available at: <https://bit.ly/3fjVKTM>. On 31 May 2021, the Government of Peru announced that, after revision, the death toll was 180,764 deaths as of 22 May 2021, available at: <https://bit.ly/3fYGj8V>. The number of cumulative deaths reported prior to the revision, on 30 May, was 69,342, available at: <https://bit.ly/3pkar2U>.

Puerto Rico: Aggregated case total as reported by the Puerto Rico Department of Health (DoH); 152,004 were positive by RT-PCR and 33,151 were positive by antigen tests; previously, cases who tested positive by either RT-PCR or serological RDTs were reported, resulting in the exclusion of 33,965 cases. Available at: <https://bit.ly/3AXY7KU>

United States of America: Case and death counts include both confirmed and probable classifications, as published on the U.S. Centers for Disease Control and Prevention (US CDC) website on 4-November. Excludes American Samoa, Federated States of Micronesia, Guam, Commonwealth of the Northern Marianas, Puerto Rico, Palau, Republic of Marshall Islands and the United States Virgin Islands. Case and death counts may differ from other US CDC data sources because these are provisional counts which are subject to change, including updates to data reported previously, adjustments can occur. Sources: <https://bit.ly/2RSap5> and <https://bit.ly/2RVI2n6>.

Uruguay: According to the latest Uruguay Ministry of Public Health report, the total notes 00 positive cases reported in the last 24 hours were excluded from the total. Available at: <https://bit.ly/3EIWnWR>.

DATA ADJUSTMENTS: Differences in the total number of cases and/or deaths and respective % increases reflect the following adjustment(s):

French Guiana: Cases were retrospectively adjusted for 3 November 2021 to align with the French Guiana Regional Health Agency (ARS) indicating 44,784 cases. Available at: <https://bit.ly/3GPzFym>

Haiti: Cases and deaths were retrospectively adjusted for 31 October and 1 November 2021 indicating 24,032 and 24,073 cases including 679 and 685 deaths, respectively. Available at: <https://bit.ly/3BOaEjj>