

Region of the Americas Update

Last 24 hours *

- 163,478** Additional cases
- 1,968** Additional deaths
- 0.20%** Relative increase in cases
- 0.09%** Relative increase in deaths
- 38** Countries/territories reporting new cases
- 29** Countries/territories reporting new deaths

Highest numbers of cases & deaths in the last 24 hrs.

Cases (≥ 1,000)

United States	120,560
Brazil	10,466
Cuba	6,342
Mexico	5,564
Argentina	5,358
Honduras	3,359
Canada	2,735
Colombia	2,006
Costa Rica	1,454
Venezuela	1,218

Deaths (≥ 100)

United States	744
Mexico	326
Brazil	266
Argentina	224

COVID-19 – Highlights

In North America, the highest incidence in the region is observed in Alabama, Florida, South Carolina, Georgia, and Mississippi in the US; and in Northwest Territories in Canada. In South America, the highest incidence rate is seen in the state of Goias and its neighbouring states in Brazil, followed by Catamarca, San Juan, La Pampa, and Chubut in Argentina. **(Map 1)**

In Central America, the highest incidence rate is observed in all parts of Costa Rica with over 200 cases per 100,000 populations, followed by San Miguel in El Salvador and Sacatepéquez in Guatemala. **(Map 2)**

In the Caribbean subregion, Cuba, Jamaica, Puerto Rico, Bahamas, as well as the French territories of Martinique, Guadeloupe, and French Guiana (Cayenne) show an increase in cases over the last 2 weeks. **(Map 3)**

Starting the weekend of 26 June 2021, the PAHO COVID-19 daily situation reports will no longer be published on Saturdays and Sundays. The reports will continue to be published during the workweek – Monday through Friday – at the regularly scheduled time, with the exception of any official holidays observed by PAHO in Washington, DC

Region of the Americas

83,970,406 cases

2,103,348 deaths

56

countries/areas/territories affected.

Global

217,174,113 cases

4,510,423 deaths

236

countries/areas/territories affected.

Total cases, deaths & CFR (%) among PAHO countries/territories with ≥ 170,000 cumulative cases.

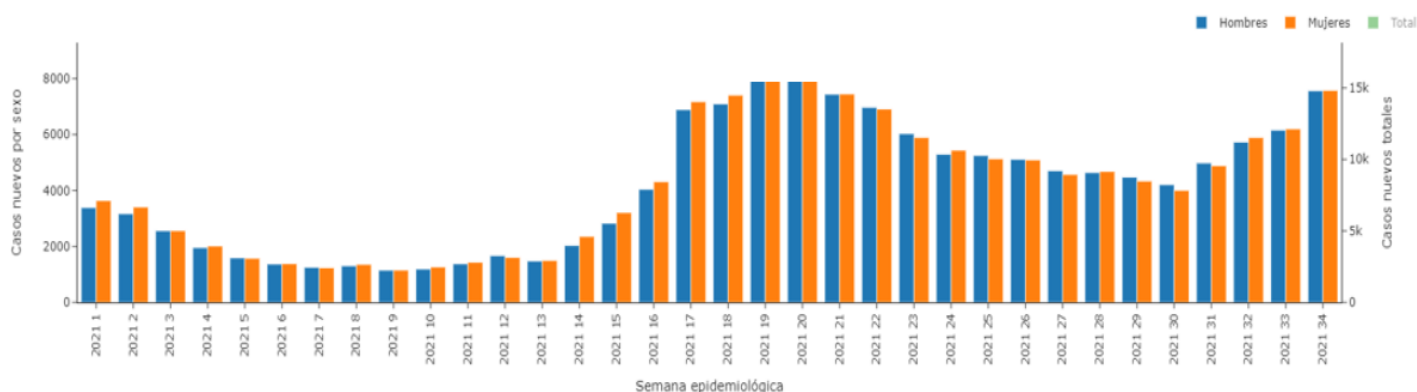
Country/Territory	Cases	Deaths	CFR (%)
United States of America	38,923,013	634,320	1.6%
Brazil	20,752,281	579,574	2.8%
Argentina	5,178,889	111,607	2.2%
Colombia	4,907,264	124,883	2.5%
Mexico	3,341,264	258,491	7.7%
Peru	2,149,591	198,263	9.2%
Chile	1,638,675	36,937	2.3%
Canada	1,496,256	26,918	1.8%
Cuba	652,855	5,303	0.8%
Ecuador	501,201	32,244	6.4%
Bolivia	490,467	18,429	3.8%
Guatemala	465,799	11,886	2.6%
Costa Rica	461,145	5,492	1.2%
Paraguay	458,455	15,742	3.4%
Panama	457,037	7,054	1.5%
Uruguay	384,778	6,029	1.6%
Dominican Republic	350,173	4,008	1.1%
Honduras	338,757	8,850	2.6%
Venezuela	334,343	4,010	1.2%
Puerto Rico	170,452	2,860	1.7%

*Numbers may vary due to differences in reporting times.

Spotlight – Costa Rica – COVID-19 CO Situation Report n.55 and Costa Rica Ministry of Health

Current Situation: Since the start of the pandemic up to 30 August 2021, there have been 459,691 cumulative confirmed cases of COVID-19 in Costa Rica, of which 369,875 have recovered and 5,471 have deceased. As of 30 August 2021, there were 1,154 were hospitalized with 707 in the general ward and 447 in intensive care units (ICU). The age of currently hospitalized patients in ICU ranges from 0 to 95 years old; while the median for all hospitalized patients is 52 years old.

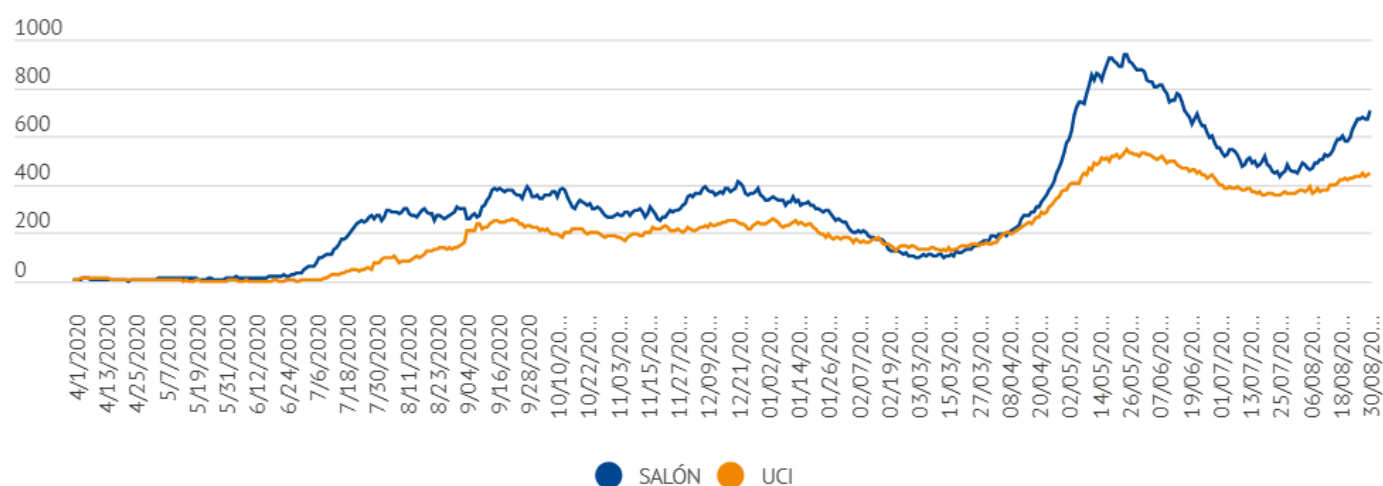
Figure 1: COVID-19 cases by epidemiological week (EW) and by sex in Costa Rica. As of EW 34 2021.



Source: Costa Rica Ministry of Health. Reproduced by PAHO/WHO.

Epidemiological trends: A sustained increase in the number of cases has been observed since EW 31. During EW 34, there were 15,367 additional cases (12,608 cases in EW 33), representing an increase of 21.8% compared to the previous week. The number of deaths has increased for 2 consecutive weeks. During EW 34, a total of 127 additional deaths were reported; this represents an increase of 20% compared to the previous week. Most deaths continue being reported in the group of adults, however, an increase in deaths has been observed in older adults, with 53.5% of weekly deaths reported among this age group in EW 34.

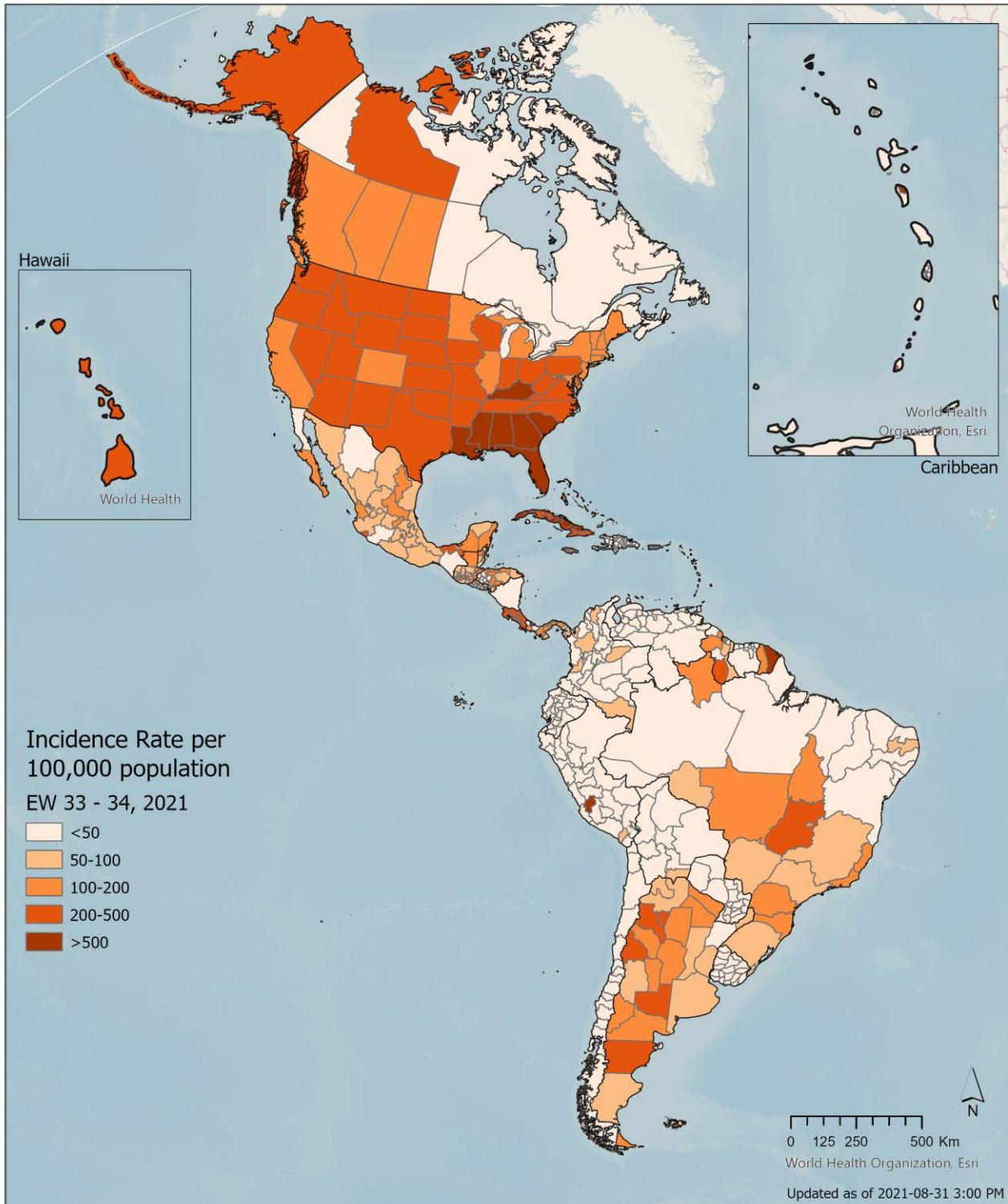
Figure 2: COVID-19 hospitalizations by service in Costa Rica. As of 30 August 2021.



Source: [Costa Rica Ministry of Health](https://www.paho.org/)

Hospitalizations: The number of hospitalized cases has been increasing for the last 5 epidemiological weeks. During EW 34, there were 1,086 hospitalized patients, which is 98 more individuals than in EW 33, corresponding to an increase of 9% compared to the previous week.

Map 1. Incidence rate (per 100,000 population) of COVID-19 cases reported during EW 33 and EW 34 2021 in the Region of the Americas by country/territory.

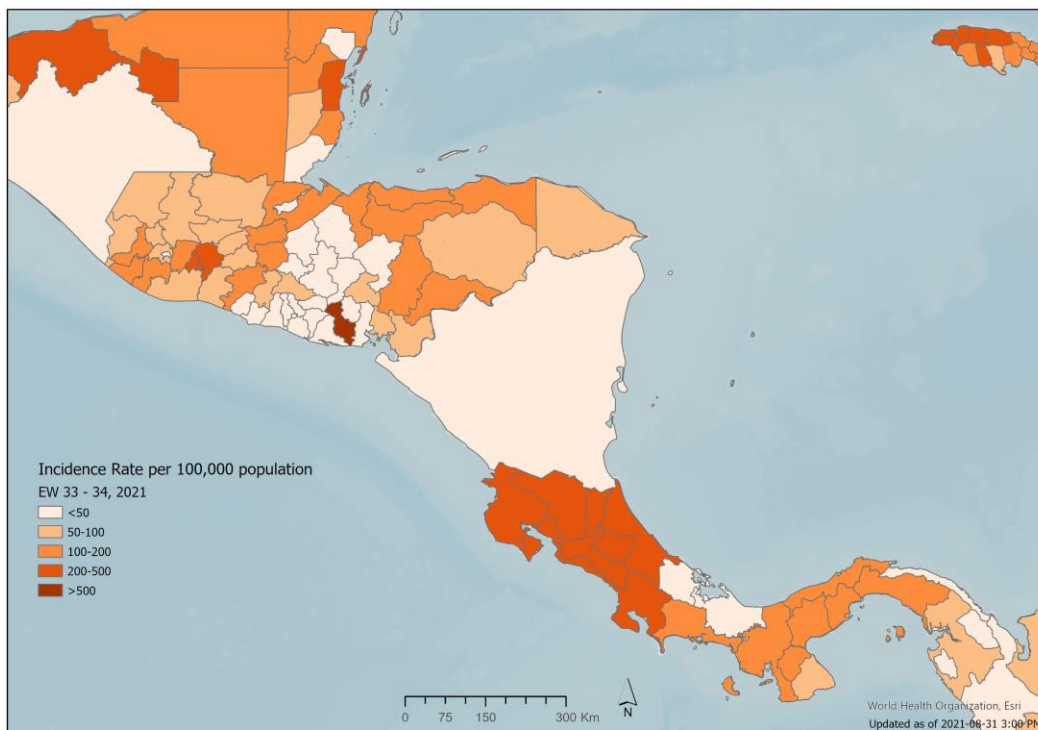


PAHO



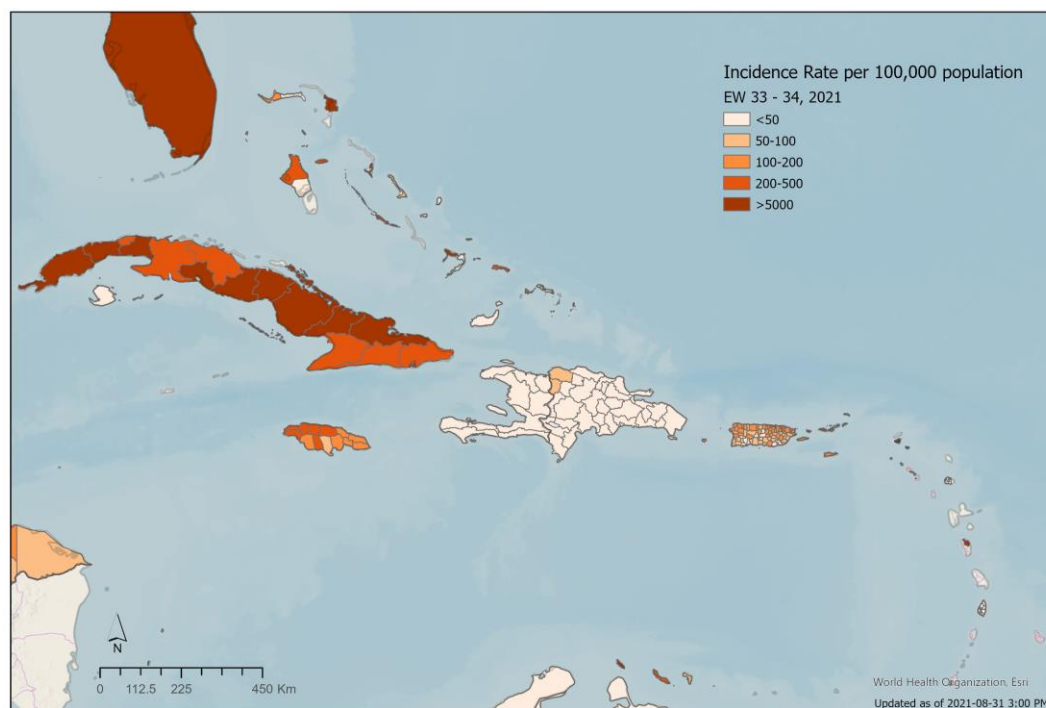
© Pan American Health Organization-World Health Organization 2021. All rights reserved.
The designations employed and the presentation of the material in these maps do not imply the expression of any opinion whatsoever on the part of the Secretariat of the Pan American Health Organization concerning the legal status of any country, territory, city or area or of its authorities, or concerning the delimitation of its frontiers or boundaries. Dotted and dashed lines on maps represent approximate border lines for which there may not yet be full agreement.

Map 2. Incidence rate (per 100,000 population) of COVID-19 cases reported during EW 33 and EW 34 2021 in the Central American sub-region by country/territory (sub-national level).





















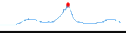


































© Pan American Health Organization-World Health Organization 2021. All rights reserved.
The designations employed and the presentation of the material in these maps do not imply the expression of any opinion whatsoever on the part of the Secretariat of the Pan American Health Organization concerning the legal status of any country, territory, city or area or of its authorities, or concerning the delimitation of its frontiers or boundaries. Dotted and dashed lines on maps represent approximate border lines for which there may not yet be full agreement.



























































Map 3. Incidence rate (per 100,000 population) of COVID-19 cases reported during EW 33 and EW 34 2021 in the Caribbean sub-region by country/territory (sub-national level).



© Pan American Health Organization-World Health Organization 2021. All rights reserved.
The designations employed and the presentation of the material in these maps do not imply the expression of any opinion whatsoever on the part of the Secretariat of the Pan American Health Organization concerning the legal status of any country, territory, city or area or of its authorities, or concerning the delimitation of its frontiers or boundaries. Dotted and dashed lines on maps represent approximate border lines for which there may not yet be full agreement.

COVID-19 situation reported by countries and territories in the Americas, as of 31 August 2021
 Updated as of 3 PM

Sub-Region	Country/Territory	Cases			Deaths			Transmission Type
		7 Day MA* Trend	Cummulative	7day % change	7 Day MA* Trend	Cummulative	7day % change	
North America	Canada		1,496,256	28%		26,918	-5%	Community transmission
	Mexico		3,341,264	-11%		258,491	2%	Community transmission
	United States of America (the)		38,923,013	7%		634,320	25%	Community transmission
	Subtotal		43,760,533			919,729		
Central America	Belize		16,220	22%		359	-33%	Community transmission
	Costa Rica		461,145	18%		5,492	24%	Community transmission
	El Salvador		94,060	-46%		2,918	24%	Community transmission
	Guatemala		465,799	-24%		11,886	0%	Community transmission
	Honduras		338,757	-8%		8,850	-22%	Community transmission
	Nicaragua		9,283	12%		200	0%	Community transmission
	Panama		457,037	-14%		7,054	-26%	Community transmission
Subtotal		1,842,301			36,759			
South America	Argentina		5,178,889	-25%		111,607	-34%	Community transmission
	Bolivia (the Plurinational State of)		490,467	-19%		18,429	1%	Community transmission
	Brazil		20,752,281	-18%		579,574	-12%	Community transmission
	Chile		1,638,675	-12%		36,937	-10%	Community transmission
	Colombia		4,907,264	-29%		124,883	-23%	Community transmission
	Ecuador		501,201	-51%		32,244	18%	Community transmission
	Paraguay		458,455	-38%		15,742	8%	Community transmission
	Peru		2,149,591	-14%		198,263	-21%	Community transmission
	Uruguay		384,778	-25%		6,029	8%	Community transmission
	Venezuela (Bolivarian Republic of)		334,343	19%		4,010	7%	Community transmission
Subtotal		36,795,944			1,127,718			
Caribbean and Atlantic Ocean Islands	Anguilla		217	76%				Imported/Sporadic cases
	Antigua and Barbuda		1,715	22%		44	0%	Clusters of cases
	Aruba		14,508	-31%		139	57%	Community transmission
	Bahamas (the)		18,139	-41%		381	27%	Clusters of cases
	Barbados		4,968	245%		50	0%	Community transmission
	Bermuda		2,911	32%		33	0%	Imported/Sporadic cases
	Bonaire		1,757	-17%		17	0%	Community transmission

Caribbean and Atlantic Ocean Islands	Cayman Islands		680	0%		2	0%	Imported/Sporadic cases
	Cuba		652,855	-24%		5,303	7%	Community transmission
	Curacao		15,263	-34%		143	-20%	Community transmission
	Dominica		1,638	-23%		4	200%	Community transmission
	Dominican Republic (the)		350,173	11%		4,008	-65%	Community transmission
	Falkland Islands (the)		64	0%				Imported/Sporadic cases
	French Guiana		35,073	58%		219	100%	Community transmission
	Grenada		461	450%		1	0%	Clusters of cases
	Guadeloupe		45,393	178%		508	0%	Community transmission
	Guyana		25,403	29%		613	-16%	Community transmission
	Haiti		20,916	-50%		586	100%	Community transmission
	Jamaica		68,131	7%		1,518	4%	Community transmission
	Martinique		35,953	-55%		411	150%	Community transmission
	Montserrat		29	100%		1	0%	Imported/Sporadic cases
	Puerto Rico		170,452	-6%		2,860	28%	Community transmission
	Saba		11	0%				Imported/Sporadic cases
	Saint Barthelemy		1,592	86%		1	0%	Clusters of cases
	Saint Kitts and Nevis		1,091	3%		3	0%	Community transmission
	Saint Lucia		8,155	10%		103	200%	Community transmission
	Saint Martin		3,356	280%		17	-100%	Community transmission
	Saint Pierre and Grenadines		30	0%				Imported/Sporadic cases
	Saint Vincent and the Grenadines		2,336	433%		12	0%	Community transmission
	Sint Eustatius		24	-100%				Imported/Sporadic cases
	Sint Maarten		3,679	-16%		51	300%	Community transmission
	Suriname		28,967	49%		718	20%	Community transmission
	Trinidad and Tobago		44,606	23%		1,285	-2%	Community transmission
	Turks and Caicos		2,650	-18%		20	-100%	Clusters of cases
	Virgin Islands (UK)		2,568	-100%		37	0%	Community transmission
Virgin Islands (US)		5,864	-28%		54	-38%	Community transmission	
Subtotal		1,571,628			19,142			
Total		83,970,406			2,103,348			

* 7 Day Moving Average

Legend

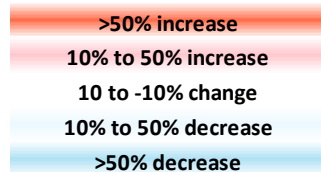


Table notes on the next page

NOTES: Case and death counts may include both confirmed and probable classifications depending on the reporting Member State.

- Antibody tests, including rapid diagnostic tests (RDTs) based on antibody detection, are not recommended for use by PAHO/WHO in clinical diagnosis. Antigen-detecting RDTs may be used following the WHO 11 September 2020 Guidance, available at: <https://bit.ly/2FxK2fs>
- Data is updated on a weekly basis for Guadeloupe, Martinique, Nicaragua, Saint Barthelemy, Saint Martin, and Saint Pierre and Miquelon.
- As of 11 November 2020, the previously aggregated Bonaire, Saba and Sint Eustatius are now being presented separately in the table.
- *A dispute exists between the Governments of Argentina and the United Kingdom of Great Britain and Northern Ireland concerning sovereignty over the Falkland Islands (the) (Malvinas)

Argentina: On 14 March 2021, due to daylight savings time observed in Eastern Standard Time zone, the Argentina data is no longer published by 3:00PM EST same day and is henceforth included in the following day table. Between 22 February and 14 March 2021, the data had corresponded to the same date.

Bahamas: According to the latest Bahamas Ministry of Health (MoH) publication, there are a total of 20 additional deaths under investigation, available at: <https://bit.ly/3wh84Aq>

Ecuador: According to a 6 September Ecuador Ministry of Public Health press release, only cases confirmed by RT-PCR will be reported; previously, cases who tested positive by either RT-PCR or RDTs were reported, resulting in the exclusion of 8,956 cases. Available at: <https://bit.ly/3h2EWEA>

El Salvador: Cumulative cases and deaths as published by the Government of El Salvador: <https://covid19.gob.sv/>. The government presents a retroactively adjusted epidemiological curve of daily cases on the same dashboard.

Jamaica: According to the latest Jamaica Ministry of Health and Wellness press release, there are a total of 160 additional deaths under investigation, available at: <https://bit.ly/3qAwlJo>

Mexico: On 1 June 2021, the Mexico Ministry of Health reported 4,272 deaths in 24 hours. Of these, 3,924 were reported in 2020 and the remaining were reported in 2021. Available at: <https://bit.ly/3pfdMA8>

Nicaragua: Please note there are discrepancies with the data published by the Citizen's Observatory COVID-19 Nicaragua as of 27 August 2021. Available at: <https://bit.ly/3pw7ZVR>

Peru: Aggregated case total as reported by the Peru MoH; latest disaggregated data available is 635,044 by RT-PCR + 564,584 by antigen tests + 942,525 by other RDTs. Antibody tests, including RDTs based on antibody detection, are not recommended for use by PAHO/WHO in clinical diagnosis. Antigen-detecting RDTs may be used following the WHO 11 September 2020 Guidance, available at: <https://bit.ly/3fJVKTM>. On 31 May 2021, the Government of Peru announced that, after revision, the death toll was 180,764 deaths as of 22 May 2021, available at: <https://bit.ly/3fYGj8V>. The number of cumulative deaths reported prior to the revision, on 30 May, was 69,342, available at: <https://bit.ly/3pkar2U>.

Puerto Rico: Aggregated case total as reported by the Puerto Rico Department of Health (DoH); 141,762 were positive by RT-PCR and 28,690 were positive by antigen tests; previously, cases who tested positive by either RT-PCR or serological RDTs were reported, resulting in the exclusion of 33,965 cases. Available at: <https://bit.ly/3AXY7KU>

United States of America: Case and death counts include both confirmed and probable classifications, as published on the U.S. Centers for Disease Control and Prevention (US CDC) website on 31-August. Excludes American Samoa, Federated States of Micronesia, Guam, Commonwealth of the Northern Marianas, Puerto Rico, Palau, Republic of Marshall Islands and the United States Virgin Islands. Case and death counts may differ from other US CDC data sources because these are provisional counts which are subject to change, including updates to data reported previously, adjustments can occur. Sources: <https://bit.ly/2RSpap5> and <https://bit.ly/2RVI2n6>.

Uruguay: According to the latest Uruguay Ministry of Public Health report, the total notes 16 positive cases reported in the last 24 hours were excluded from the total. Available at: <https://bit.ly/3Bv9YzM>.

DATA ADJUSTMENTS: Differences in the total number of cases and/or deaths and respective % increases reflect the following adjustment(s):

Canada: Cases and deaths were retrospectively adjusted for 29-30 August 2021 to align with the Public Health Agency of Canada indicating 1,490,354 and 1,493,521 cases including 26,898 and 26,901 deaths, respectively.

Ecuador: Cases and deaths were retrospectively adjusted for 30 August 2021 to align with the Ecuador Ministry of Health indicating 501,201 cases including 32,244 deaths. Available at: <https://bit.ly/3kGN9Iz>

French Guiana: Cases and deaths were retrospectively adjusted for 30 August 2021 to align with the French Guiana Regional Health Agency (ARS) indicating 34,775 cases including 217 deaths. Available at: <https://bit.ly/3ju9DXO>

Haiti: Cases were retrospectively adjusted for 27 August 2021 to align with the Haiti Ministry of Health indicating 20,916 cases. Available at: <https://bit.ly/3gLQHBS>

United States: Cases and deaths were retrospectively adjusted for 30 August 2021 to align with US CDC indicating 38,802,453 cases including 633,576 deaths.