

## Region of the Americas Update

### Last 24 hours

<b>247,509</b>	Additional cases
<b>3,129</b>	Additional deaths
<b>0.31%</b>	Relative increase in cases
<b>0.15%</b>	Relative increase in deaths
<b>39</b>	Countries/territories reporting new cases
<b>27</b>	Countries/territories reporting new deaths

### Highest numbers of cases & deaths in the last 24 hrs\*

Cases (≥ 1,000)	Deaths (≥ 100)
United States <b>140,676</b>	Brazil <b>1,148</b>
Brazil <b>39,982</b>	United States <b>683</b>
Mexico <b>24,975</b>	Mexico <b>608</b>
Argentina <b>13,369</b>	Argentina <b>181</b>
Cuba <b>8,312</b>	Colombia <b>144</b>
Colombia <b>4,272</b>	
Honduras <b>2,159</b>	
Canada <b>2,134</b>	
Costa Rica <b>2,002</b>	
Peru <b>1,502</b>	
Puerto Rico <b>1,351</b>	

### COVID-19 – Highlights

- On 12 August, the **Argentina** Ministry of Health (MoH) informed that the first 995,125 doses of component 1 and 152,500 doses of component 2 of the Sputnik V vaccine, produced in Argentina began to be distributed nationally. The full report is available in at: <https://bit.ly/3CPdMNq>.
- On 12 August, the **Haiti** Ministry of Health (MoH) informed that all passengers bound to the country must present a negative COVID-19 RDT-AG or PCR test, not older than 72 hours, upon boarding. The report is available in French at: <https://bit.ly/3m2mrq4>.
- On 12 August, the **Ecuador** Ministry of Health (MoH) informed the detection of 80 new cases of the variant of concern (VOC) Delta, 178 cases of VOC Gamma, and 187 of VOC Alpha in the Azuay, Carchi, Napo, Pastaza, Cañar, Chimborazo, Imbabura and Santo Domingo de los Tsáchilas, Guayas, Pichincha, Manabí, and El Oro. The full report is available in Spanish at: <https://bit.ly/3m0G41D>.

*Starting the weekend of 26 June 2021, the PAHO COVID-19 daily situation reports will no longer be published on Saturdays and Sundays. The reports will continue to be published during the workweek – Monday through Friday – at the regularly scheduled time, with the exception of any official holidays observed by PAHO in Washington, DC*

## Region of the Americas

**79,872,560** cases

**2,046,811** deaths

**56** countries/areas/territories affected

## Global

**205,587,264** cases

**4,336,282** deaths

**236** countries/areas/territories affected

Total cases, deaths & CFR (%) among PAHO countries/territories with ≥ 10,000 cumulative cases.

Country/Territory	Cases	Deaths	CFR (%)
United States of America	36,240,020	614,950	1.7%
Brazil	20,285,067	566,896	2.8%
Argentina	5,066,253	108,569	2.1%
Colombia	4,856,595	123,097	2.5%
Mexico	3,045,571	246,811	8.1%
Peru	2,130,018	197,209	9.3%
Chile	1,627,428	36,287	2.2%
Canada	1,447,439	26,692	1.8%
Cuba	500,216	3,842	0.8%
Ecuador	493,767	31,870	6.5%
Bolivia	480,946	18,133	3.8%
Paraguay	456,291	15,383	3.4%
Panama	445,651	6,932	1.6%
Costa Rica	426,474	5,199	1.2%
Guatemala	403,348	10,960	2.7%
Uruguay	382,997	5,996	1.6%
Dominican Republic	345,637	3,976	1.2%
Venezuela	316,449	3,764	1.2%
Honduras	314,351	8,339	2.7%
Puerto Rico	155,917	2,651	1.7%

**Information current as of 13 August 2021, 13h00 EDT – Highlighted in grey:**  
**Updates with respect to the information published on [6 August 2021](#)**

Based on viral genomic sequencing, on 14 December 2020, the authorities of the United Kingdom reported to WHO a SARS-CoV-2 variant known as Alpha; on 18 December 2020, the authorities of the Republic of South Africa reported to WHO a SARS-CoV-2 variant known as Beta; and, on 13 January 2021, the authorities of Brazil reported to WHO a SARS-CoV-2 variant known as Gamma. SARS-CoV-2 variants Alpha, Beta, and Gamma are defined as Variants of Concern (VOC), together with variant Delta, identified in India in October 2020.<sup>1</sup>

Starting on 18 December 2020, WHO shared that information with authorities across the globe about SARS-CoV-2 VOC and Variants of Interest (VOI), through dedicated channels established under the International Health Regulations (IHR), as well with the public through the WHO web site.<sup>2,3,4</sup>

**International traffic-related measures adopted by States Parties in the Americas in response to the detection of SARS-CoV-2 variants**

The table below summarizes international traffic-related measures adopted by States Parties to the IHR in the Region of the Americas in response to the detection of SARS-CoV-2 variants. Measures adopted are consistent with current Temporary Recommendations,<sup>5</sup> issued by the Director-General of WHO in the context of the Public Health Emergency of International Concern (PHEIC), determined on 30 January 2020 according to IHR provisions.

State Party issuing measures	Hyperlinked description of measures and language of publication <sup>6</sup>	Date information about measures published on governmental web pages/social media accounts	State/s Party/ies concerned by measures issued
Antigua and Barbuda	<a href="#">English</a> <a href="#">English</a>	<del>01-Jun-21</del> 04-Aug-21	<del>Brazil, India, Republic of South Africa</del> Brazil, Republic of South Africa
Argentina	<a href="#">Spanish</a> <a href="#">Spanish</a>	20-Dec-20 25-Mar-21  25-Jun-21	United Kingdom Brazil, Chile, Mexico, United Kingdom  Extension - Inclusion of Turkey and African countries; and limitation to 600 persons of volume of incoming travelers by air admitted daily ( <a href="#">link 1</a> and <a href="#">link 2</a> )
Barbados	<a href="#">English</a>	17-Jul-21	Argentina, Angola, Bangladesh, Bolivia, Botswana, Brazil, Chile, Djibouti, Equatorial Guinea, Georgia, Eswatini, Haiti, Hong Kong, India, Iran, Kenya, Lesotho, Madagascar, Malawi, Malaysia, Mozambique, Nepal, Pakistan, Paraguay, Peru, Philippines, Portugal, Qatar, Reunion, Republic of the Congo, Singapore, South Africa, Suriname, Tunisia, Uganda, Uruguay, Vietnam, Zambia, and Zimbabwe
Belize	<a href="#">English</a>	25-Jun-21 (?)	Bangladesh, India

<sup>1</sup> <https://www.who.int/en/activities/tracking-SARS-CoV-2-variants/>

<sup>2</sup> <https://www.who.int/csr/don/21-december-2020-sars-cov2-variant-united-kingdom/en/>

<sup>3</sup> <https://www.who.int/csr/don/31-december-2020-sars-cov2-variants/en/>

<sup>4</sup> Coronavirus disease (COVID-19) Weekly Epidemiological Update and Weekly Operational Update:  
<https://www.who.int/emergencies/diseases/novel-coronavirus-2019/situation-reports>

<sup>5</sup> <https://tinyurl.com/49x5pvja>

State Party issuing measures	Hyperlinked description of measures and language of publication <sup>6</sup>	Date information about measures published on governmental web pages/social media accounts	State/s Party/ies concerned by measures issued
Bermuda, Overseas Territory of the United Kingdom	<a href="#">English</a>	26-Apr-21	Brazil, India, Republic of South Africa
Bolivia	<a href="#">Spanish</a>	01-Apr-21	Brazil
Brazil	<a href="#">Portuguese</a> <a href="#">Portuguese</a>	25-Dec-20 25-Jan-21	United Kingdom Republic of South Africa, United Kingdom Extension, and inclusion of India
Canada <sup>7</sup>	<a href="#">Portuguese</a> <a href="#">English</a> <sup>8</sup>	14-May-21	
	<a href="#">English</a>	19-Feb-21	All countries
	<a href="#">English</a> <sup>8</sup>	21-Jun-21 16-Jul-21 09-Aug-21	<a href="#">India</a> <a href="#">Extension</a> <sup>9</sup> <a href="#">Extension</a> <sup>10</sup>
Chile	<a href="#">Spanish</a>	<a href="#">24-Jun-21</a>  <a href="#">12-Jul-21</a> <a href="#">22-Jul-21</a>	<a href="#">Countries with community transmission and/or where VOC are circulating</a> <a href="#">Extension</a> <a href="#">Extension and amendment</a>
Dominican Republic	<a href="#">Spanish</a>	28-Jun-21	Australia, Brazil, Democratic Republic of Congo, India, Indonesia, Iran, Iraq, Kuwait, Monaco, Republic of Ireland, Republic of South Africa, Saint Vincent and the Grenadines, Senegal, Sweden, Syria, Thailand, Tunisia, United Kingdom
Ecuador	<a href="#">Spanish</a>	06-Apr-21	Brazil
Grenada <sup>**</sup>	<a href="#">English</a>	14-Jul-21	
Guatemala	<a href="#">Spanish</a>	16-Apr-21  24-May-21	Brazil, Republic of South Africa, United Kingdom <a href="#">Amendment</a>
Guyana <sup>***</sup>	<a href="#">English</a>	03-Aug-21	
Honduras	<a href="#">Spanish</a>	11-Jun-21	Republic of South Africa, United Kingdom,
Jamaica	<a href="#">English</a>	03-Apr-21  05-May-21 <sup>11</sup>  30-Jun-21	Argentina, Brazil, Chile, Colombia, Paraguay, Peru, United Kingdom <a href="#">Extension - Inclusion of India, Trinidad and Tobago, and exclusion of United Kingdom</a> <a href="#">Extension</a>
Panama	<a href="#">Spanish</a>	21-Dec-20  29-Mar-21	Republic of South Africa, United Kingdom South America

<sup>7</sup> On ~~22 July~~ 11 August 2021, the National IHR Focal Point of Canada also reported to PAHO/WHO adjustments and extensions of international traffic-related measures, as reported in previous weekly accounts, available at: <https://travel.gc.ca/travel-covid>

<sup>8</sup> Also reported to PAHO/WHO by the National IHR Focal Point of Canada

<sup>9</sup> Also reported to PAHO/WHO by the National IHR Focal Point of Canada

<sup>10</sup> Also reported to PAHO/WHO by the National IHR Focal Point of Canada

<sup>11</sup> Rationale underpinning measures adopted provided by the National IHR Focal Point of Jamaica on 20 May 2021

State Party issuing measures	Hyperlinked description of measures and language of publication <sup>6</sup>	Date information about measures published on governmental web pages/social media accounts	State/s Party/ies concerned by measures issued
	<a href="#">Spanish</a> <a href="#">Spanish</a>	29-Apr-21  18 Jun-21	Extensions and modifications, with inclusion of India, of all the above <a href="#">Amendment</a>
Peru	<a href="#">Spanish</a>	18-Jun-21  01-Jul-21 13-Jul-21	Brazil, India, Republic of South Africa <a href="#">Extension</a> <a href="#">Extension</a>
Saint Kitts and Nevis*	<a href="#">English</a>	9-Jun-21	Brazil, India, Republic of South Africa, United Kingdom
United States <sup>12,13</sup>	<a href="#">English</a> <a href="#">English</a> <a href="#">English</a>  <a href="#">English</a> <sup>14</sup>	24-Dec-20  12-Jan-21  25-Jan-21   30-Apr-21	United Kingdom  All countries  Brazil, United Kingdom, Republic of Ireland, Republic of South Africa, Schengen Area <sup>15</sup>  India

**\*Saint Kitts and Nevis:** Effective 29 May 2021, full vaccination against COVID-19 is the condition for granting entry (<https://www.stkittstourism.kn/>), contravening both, current Temporary Recommendations,<sup>16</sup> as well as Articles 35 and 36 of the IHR.

**\*\*Grenada:** Effective 31 July 2021, full vaccination against COVID-19 is the condition for granting entry to non-national (<https://covid19.gov.gd/>), contravening both, current Temporary Recommendations,<sup>17</sup> as well as Articles 35 and 36 of the IHR.

**\*\*Guyana:** Effective 8 August 2021, foreign travellers will be required to be vaccinated with at least one dose of vaccine against COVID-19 prior to entering Guyana (<https://dpi.gov.gy/travellers-to-guyana-must-be-vaccinated-produce-negative-pcr-test/>), contravening both, current Temporary Recommendations,<sup>18</sup> as well as Articles 35 and 36 of the IHR.

**International traffic-related measures adopted by States Parties outside the Region of the Americas**, including those in response to the detection of SARS-CoV-2 variants, are periodically published on the WHO secure [Event Information Site](#) (EIS), established pursuant to IHR provisions and accessible to National IHR Focal Points.

<sup>12</sup> Also reported to PAHO/WHO by the National IHR Focal Point of the United States

<sup>13</sup> On 21 July 2021, the Government of the United States extended the international traffic-related measures, as reported in previous weekly accounts, available at: <https://ca.usembassy.gov/covid-19-information-canada-3/>, <https://mx.usembassy.gov/travel-restrictions-fact-sheet/>, <https://trumpwhitehouse.archives.gov/presidential-actions/proclamation-suspension-entry-immigrants-nonimmigrants-persons-pose-risk-transmitting-2019-novel-coronavirus/>; and <https://trumpwhitehouse.archives.gov/presidential-actions/proclamation-suspension-entry-immigrants-nonimmigrants-certain-additional-persons-pose-risk-transmitting-coronavirus/>

<sup>14</sup> Reported to PAHO/WHO by the National IHR Focal Point of the United States on 3 May 2021

<sup>15</sup> The Schengen Area includes Austria, Belgium, Czech Republic, Denmark, Estonia, Finland, France, Germany, Greece, Hungary, Iceland, Italy, Latvia, Liechtenstein, Lithuania, Luxembourg, Malta, Netherlands, Norway, Poland, Portugal, Slovakia, Slovenia, Spain, Sweden, and Switzerland

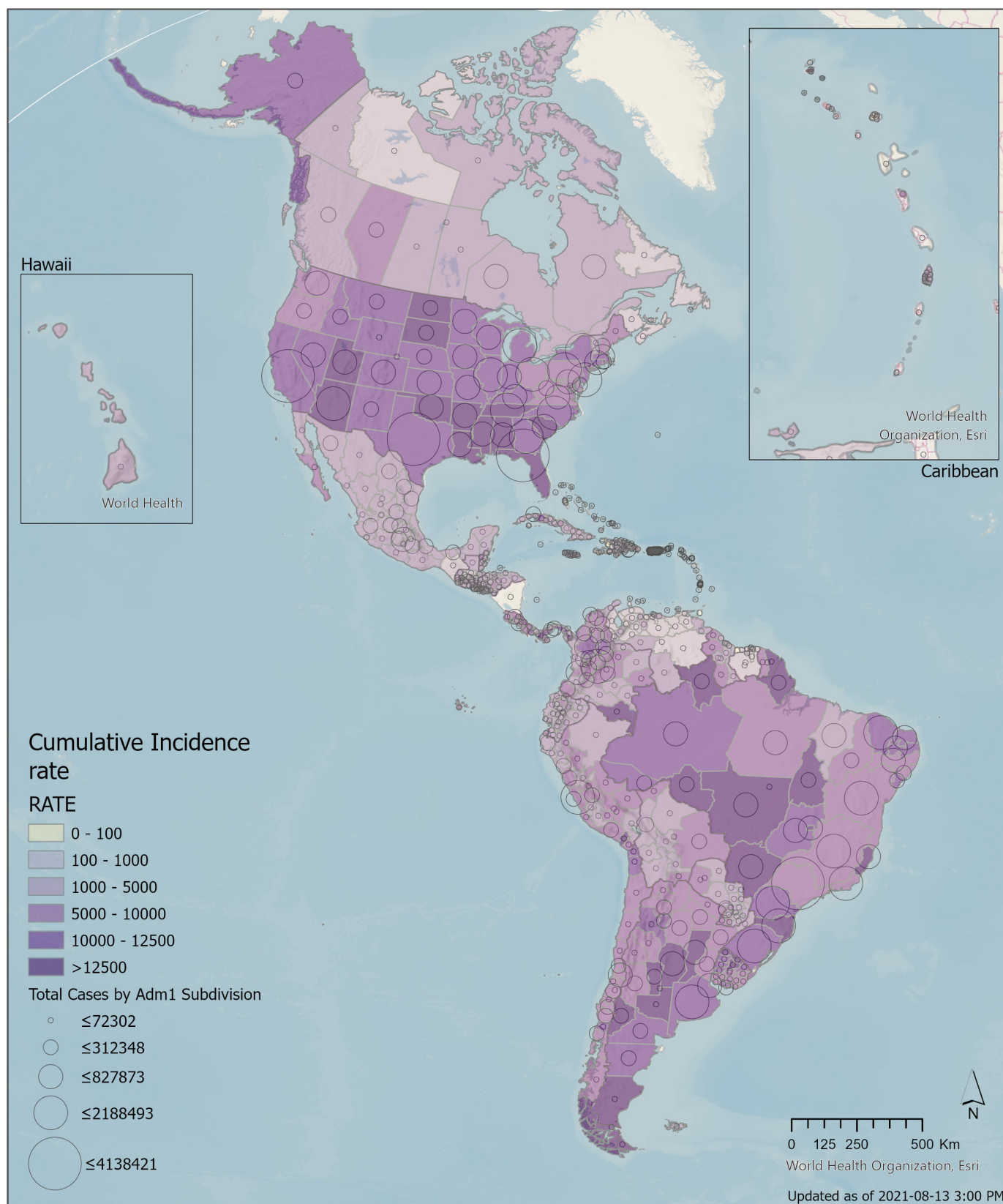
<sup>16</sup> <https://bit.ly/36E1qZV>

<sup>17</sup> <https://bit.ly/36E1qZV>

<sup>18</sup> <https://bit.ly/36E1qZV>



**Map 1. Reported number of cumulative COVID-19 cases in the Region of the Americas and corresponding incidence rate (per 100,000 population) by country/territory. As of 13 August 2021.**



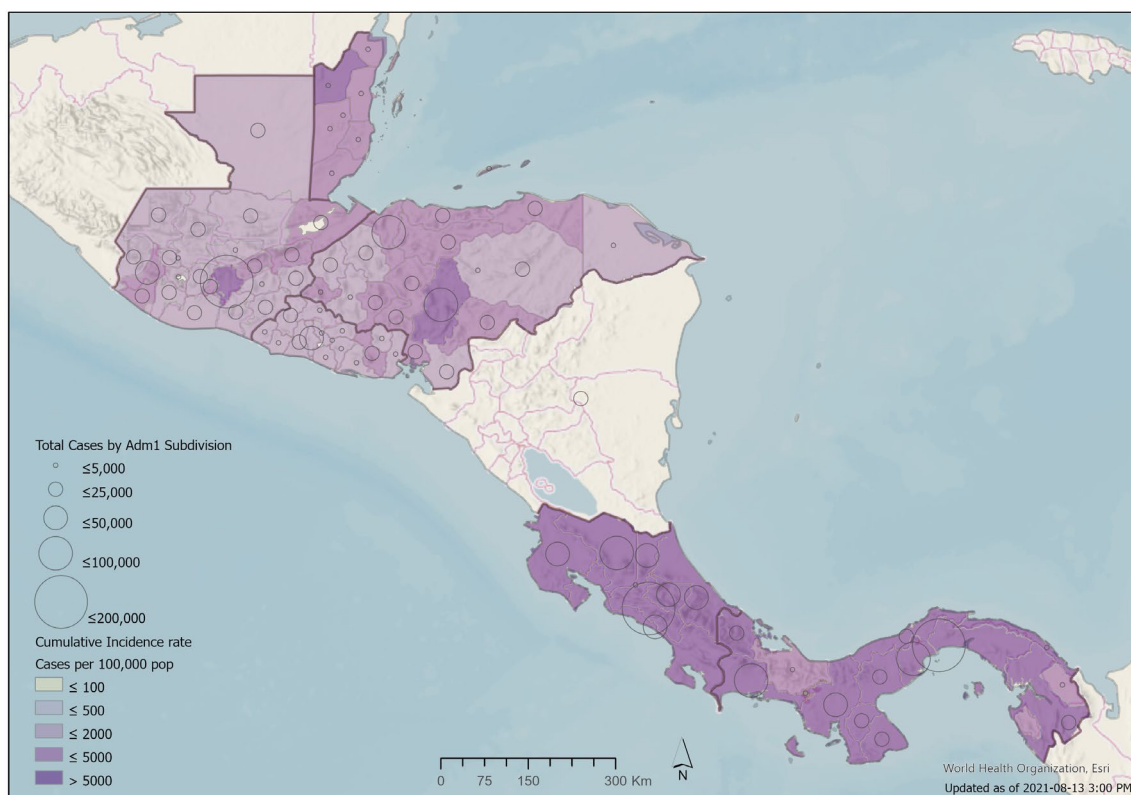
**PAHO**



© Pan American Health Organization-World Health Organization 2021. All rights reserved.

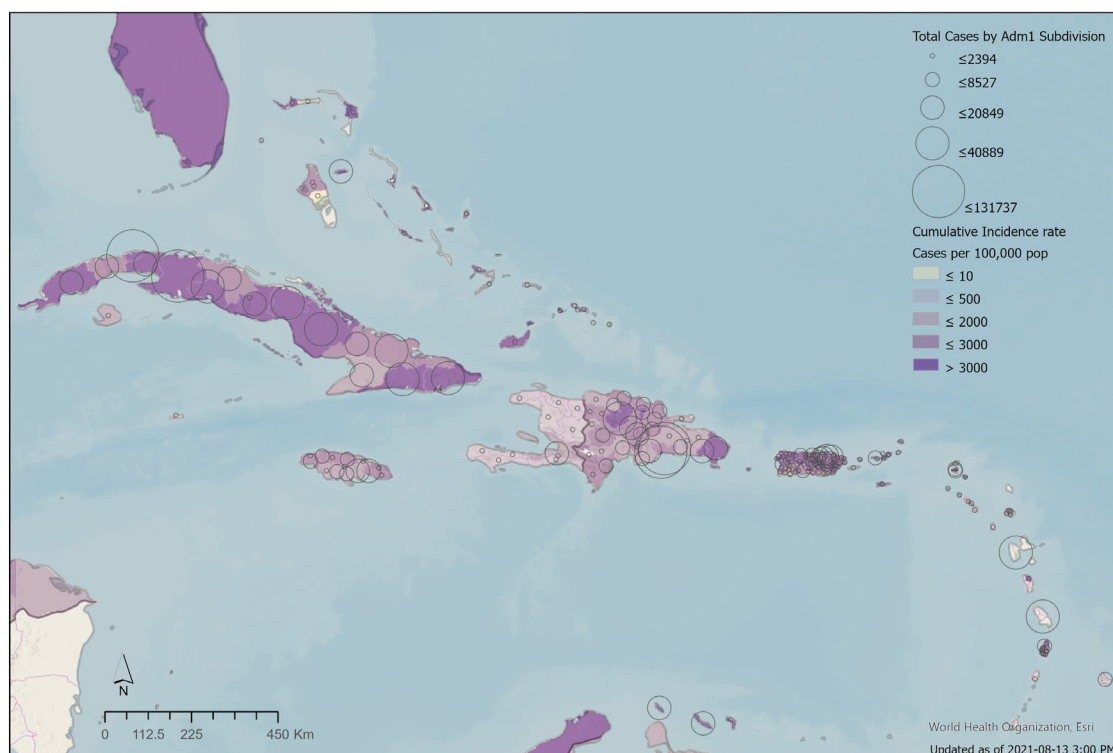
The designations employed and the presentation of the material in these maps do not imply the expression of any opinion whatsoever on the part of the Secretariat of the Pan American Health Organization concerning the legal status of any country, territory, city or area or of its authorities, or concerning the delimitation of its frontiers or boundaries. Dotted and dashed lines on maps represent approximate border lines for which there may not yet be full agreement.

**Map 2. Reported number of cumulative COVID-19 cases in the Central American sub-region and corresponding incidence rate (per 100,000 population) by country/territory (sub-national level). As of 13 August 2021.**



© Pan American Health Organization-World Health Organization 2021. All rights reserved.  
The designations employed and the presentation of the material in these maps do not imply the expression of any opinion whatsoever on the part of the Secretariat of the Pan American Health Organization concerning the legal status of any country, territory, city or area or of its authorities, or concerning the delimitation of its frontiers or boundaries. Dotted and dashed lines on maps represent approximate border lines for which there may not yet be full agreement.









































**Map 3. Reported number of cumulative COVID-19 cases in the Caribbean sub-region and corresponding incidence rate (per 100,000 population) by country/territory (sub-national level). As of 13 August 2021.**



© Pan American Health Organization-World Health Organization 2021. All rights reserved.  
The designations employed and the presentation of the material in these maps do not imply the expression of any opinion whatsoever on the part of the Secretariat of the Pan American Health Organization concerning the legal status of any country, territory, city or area or of its authorities, or concerning the delimitation of its frontiers or boundaries. Dotted and dashed lines on maps represent approximate border lines for which there may not yet be full agreement.

# COVID-19 situation reported by countries and territories in the Americas, as of 13 August 2021

Updated as of 3 PM

Sub-Region	Country/Territory	Cases			Deaths			Transmission Type
		7 Day MA* Trend	Cummulative	7day % change	7 Day MA* Trend	Cummulative	7day % change	
North America	Canada		1,447,439	70%		26,692	-11%	Community transmission
	Mexico		3,045,571	9%		246,811	15%	Community transmission
	United States of America (the)		36,240,020	23%		614,950	21%	Community transmission
	<b>Subtotal</b>		<b>40,733,030</b>			<b>888,453</b>		
Central America	Belize		14,738	33%		344	500%	Community transmission
	Costa Rica		426,474	23%		5,199	-4%	Community transmission
	El Salvador		90,129	0%		2,769	0%	Community transmission
	Guatemala		403,348	-24%		10,960	-20%	Community transmission
	Honduras		314,351	6%		8,339	11%	Community transmission
	Nicaragua		8,193	2%		197	0%	Community transmission
	Panama		445,651	0%		6,932	-26%	Community transmission
	<b>Subtotal</b>		<b>1,702,884</b>			<b>34,740</b>		
South America	Argentina		5,066,253	-8%		108,569	-19%	Community transmission
	Bolivia (the Plurinational State of)		480,946	-14%		18,133	31%	Community transmission
	Brazil		20,285,067	-4%		566,896	0%	Community transmission
	Chile		1,627,428	-16%		36,287	-21%	Community transmission
	Colombia		4,856,595	-36%		123,097	-32%	Community transmission
	Ecuador		493,767	-19%		31,870	-29%	Community transmission
	Paraguay		456,291	-16%		15,383	-47%	Community transmission
	Peru		2,130,018	-28%		197,209	-18%	Community transmission
	Uruguay		382,997	-13%		5,996	-52%	Community transmission
	Venezuela (Bolivarian Republic of)		316,449	5%		3,764	-9%	Community transmission
	<b>Subtotal</b>		<b>36,095,811</b>			<b>1,107,204</b>		
















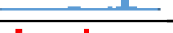


























































Caribbean and Atlantic Ocean Islands	Anguilla		127	0%				Imported/Sporadic cases
	Antigua and Barbuda		1,372	206%		43	0%	Clusters of cases
	Aruba		12,929	47%		115	100%	Community transmission
	Bahamas (the)		16,141	-3%		311	78%	Clusters of cases
	Barbados		4,509	-15%		48	0%	Community transmission
	Bermuda		2,663	8%		33	0%	Imported/Sporadic cases
	Bonaire		1,707	122%		17	0%	Community transmission
Caribbean and Atlantic Ocean Islands	Cayman Islands		651	25%		2	0%	Imported/Sporadic cases
	Cuba		500,216	-6%		3,842	3%	Community transmission
	Curacao		14,396	18%		132	-50%	Community transmission
	Dominica		576	4375%				Clusters of cases
	Dominican Republic (the)		345,637	-22%		3,976	-82%	Community transmission
	Falkland Islands (the)		64	-67%				Imported/Sporadic cases
	French Guiana		31,826	34%		198	-17%	Community transmission
	Grenada		182	150%		1	0%	Imported/Sporadic cases
	Guadeloupe		26,771	29%		291	0%	Community transmission
	Guyana		23,244	9%		569	-11%	Community transmission
	Haiti		20,556	-47%		576	-71%	Community transmission
	Jamaica		56,709	72%		1,276	130%	Community transmission
	Martinique		30,247	43%		221	62%	Community transmission
	Montserrat		22	-100%		1	0%	Imported/Sporadic cases
	Puerto Rico		155,917	14%		2,651	165%	Community transmission
	Saba		8	-100%				Imported/Sporadic cases
	Saint Barthelemy		1,453	-62%		1	0%	Clusters of cases
	Saint Kitts and Nevis		636	76%		3	0%	Community transmission
	Saint Lucia		6,112	250%		95	150%	Community transmission
	Saint Martin		2,872	3%		33	0%	Community transmission
	Saint Pierre and Miquelon		30	0%				Imported/Sporadic cases
	Saint Vincent and the Grenadines		2,307	29%		12	0%	Community transmission
	Sint Eustatius		23	0%				Imported/Sporadic cases
	Sint Maarten		3,128	81%		39	0%	Community transmission
	Suriname		26,318	21%		672	-7%	Community transmission
	Trinidad and Tobago		41,207	23%		1,159	-30%	Community transmission
	Turks and Caicos		2,558	75%		19	0%	Clusters of cases
	Virgin Islands (UK)		2,552	-38%		37	-100%	Community transmission
	Virgin Islands (US)		5,169	-7%		41	-75%	Community transmission
	<b>Subtotal</b>		<b>1,340,835</b>			<b>16,414</b>		
<b>Total</b>			<b>79,872,560</b>			<b>2,046,811</b>		

Table notes on the next page



**NOTES:** Case and death counts may include both confirmed and probable classifications depending on the reporting Member State.

- Antibody tests, including rapid diagnostic tests (RDTs) based on antibody detection, are not recommended for use by PAHO/WHO in clinical diagnosis. Antigen-detecting RDTs may be used following the WHO 11 September 2020 Guidance, available at: <https://bit.ly/2FxK2fs>.
- Data is updated on a weekly basis for Guadeloupe, Martinique, Nicaragua, Saint Barthelemy, Saint Martin, and Saint Pierre and Miquelon.
- As of 11 November 2020, the previously aggregated Bonaire, Saba and Sint Eustatius are now being presented separately in the table.
- \*A dispute exists between the Governments of Argentina and the United Kingdom of Great Britain and Northern Ireland concerning sovereignty over the Falkland Islands (the) (Malvinas)

**Argentina:** On 14 March 2021, due to daylight savings time observed in Eastern Standard Time zone, the Argentina data is no longer published by 3:00PM EST same day and is henceforth included in the following day table. Between 22 February and 14 March 2021, the data had corresponded to the same date.

**Bahamas:** According to the latest Bahamas Ministry of Health (MoH) publication, there are a total of 38 additional deaths under investigation, available at: <https://bit.ly/3wh84Aq>.

**Ecuador:** According to a 6 September Ecuador Ministry of Public Health press release, only cases confirmed by RT-PCR will be reported; previously, cases who tested positive by either RT-PCR or RDTs were reported, resulting in the exclusion of 8,956 cases. Available at: <https://bit.ly/3h2EWEA> ...

**El Salvador:** Cumulative cases and deaths as published by the Government of El Salvador: <https://covid19.gob.sv/>. The government presents a retroactively adjusted epidemiological curve of daily cases on the same dashboard.

**Guadeloupe:** Deaths are aggregated for Guadeloupe, Saint Martin and Saint Barthelemy in Santé Publique France weekly publications; death counts for Guadeloupe are calculated subtracting deaths in Saint Martin and Saint Barthelemy. Available at: <https://bit.ly/39UMysd>

**Jamaica:** According to the latest Jamaica Ministry of Health and Wellness press release, there are a total of 107 additional deaths under investigation, available at: <https://bit.ly/3qAwJJo>

**Mexico:** On 1 June 2021, the Mexico Ministry of Health reported 4,272 deaths in 24 hours. Of these, 3,924 were reported in 2020 and the remaining were reported in 2021. Available at: <https://bit.ly/3pfdMA8>

**Nicaragua:** Please note there are discrepancies with the data published by the Citizen's Observatory COVID-19 Nicaragua as of 6 August 2021. Available at: <https://bit.ly/3pw7ZVR>

**Peru:** Aggregated case total as reported by the Peru MoH; latest disaggregated data available is 631,574 by RT-PCR + 557,181 by antigen tests + 941,263 by other RDTs. Antibody tests, including RDTs based on antibody detection, are not recommended for use by PAHO/WHO in clinical diagnosis. Antigen-detecting RDTs may be used following the WHO 11 September 2020 Guidance, available at: <https://bit.ly/3fJVKTM>. On 31 May 2021, the Government of Peru announced that, after revision, the death toll was 180,764 deaths as of 22 May 2021, available at: <https://bit.ly/3fYGj8V>. The number of cumulative deaths reported prior to the revision, on 30 May, was 69,342, available at: <https://bit.ly/3pkar2U>.

**Puerto Rico:** Aggregated case total as reported by the Puerto Rico Department of Health (DoH); 132,205 were positive by RT-PCR and 23,712 were positive by antigen tests; previously, cases who tested positive by either RT-PCR or serological RDTs were reported, resulting in the exclusion of 33,965 cases. Available at: <https://bit.ly/3AXY7KU>

**United States of America:** Case and death counts include both confirmed and probable classifications, as published on the U.S. Centers for Disease Control and Prevention (US CDC) website on 13-August. Excludes American Samoa, Federated States of Micronesia, Guam, Commonwealth of the Northern Marianas, Puerto Rico, Palau, Republic of Marshall Islands and the United States Virgin Islands. Case and death counts may differ from other US CDC data sources because these are provisional counts which are subject to change, including updates to data reported previously, adjustments can occur.

Sources: <https://bit.ly/2RSpap5> and <https://bit.ly/2RVI2n6>. No update was available on the US CDC website as of 4 PM on 12 August 2021.

**Uruguay:** According to the latest Uruguay Ministry of Public Health report, the total notes 18 positive cases reported in the last 24 hours were excluded from the total. Available at: <https://bit.ly/3q0xlZz>.

**DATA ADJUSTMENTS:** Differences in the total number of cases and/or deaths and respective % increases reflect the following adjustment(s):

**Ecuador:** The Ecuador Ministry of Health (MoH) released data after 3pm on 12 August 2021. Cases and deaths were retrospectively adjusted for 12 August 2021 to align with the Ecuador MoH indicating 493,767 cases including 31,870 deaths. Available at: <https://bit.ly/3m087yc>

**Haiti:** Cases and deaths were retrospectively adjusted for 9-10 August 2021 to align with the Haiti Ministry of Health indicating 20,541 and 20,556 cases including 576 and 576 deaths, respectively. Available at: <https://bit.ly/3CNKfnn> and <https://bit.ly/3AAzkLO>.

**Martinique:** Cases and deaths were retrospectively adjusted for 12 August 2021 to align with the Martinique Regional Health Agency (ARS) indicating 29,575 cases and 210 deaths. Available at: <https://bit.ly/3xKbg7A>