

Region of the Americas Update

Last 24 hours

132,942	Additional cases
4,375	Additional deaths
0.18%	Relative increase in cases
0.23%	Relative increase in deaths
38	Countries/territories reporting new cases
24	Countries/territories reporting new deaths

Highest numbers of cases & deaths in the last 24 hrs*

Cases (≥ 1,000)

Brazil	43,836
Colombia	27,908
Argentina	22,673
United States	10,959
Mexico	6,105
Cuba	2,952
Guatemala	2,855
Chile	2,655
Bolivia	2,001
Costa Rica	1,777
Paraguay	1,693
Panama	1,197

Deaths (≥ 100)

Brazil	2,081
Argentina	636
Colombia	610
United States	268
Mexico	244
Paraguay	132

COVID-19 – Highlights

- On 28 June 2021, the **El Salvador** Ministry of Health reported the completion of the first phase of a plan to replace 50% of hospital beds across 30 health centers in the public care network of the Ministry of Health. The government hopes to consolidate its commitment to improving El Salvador's health system. The full report is available in Spanish at: <https://bit.ly/2UPRFoE>.
- On 25 June 2021 the **United States** CDC published a report regarding the increase in mental health conditions amongst public health workers throughout the COVID-19 pandemic. The full report is available at: <https://bit.ly/3jwCOF1>.

Starting the weekend of 26 June 2021, the PAHO COVID-19 daily situation reports will no longer be published on Saturdays and Sundays. The reports will continue to be published during the workweek – Monday through Friday – at the regularly scheduled time, with the exception of any official holidays observed by PAHO in Washington, DC

Region of the Americas

72,480,288 cases

1,905,627 deaths

56

countries/areas/territories affected

Global

182,078,349 cases

3,950,530 deaths

236

countries/areas/territories affected

Total cases, deaths & CFR (%) among PAHO countries/territories with ≥140,000 cumulative cases.

Country/Territory	Cases	Deaths	CFR (%)
United States of America	33,343,961	599,680	1.8%
Brazil	18,557,141	518,066	2.8%
Argentina	4,470,374	94,304	2.1%
Colombia	4,240,982	106,544	2.5%
Mexico	2,519,269	233,047	9.3%
Peru	2,052,065	192,331	9.4%
Chile	1,558,557	32,588	2.1%
Canada	1,415,284	26,295	1.9%
Ecuador	459,538	21,605	4.7%
Bolivia	439,624	16,767	3.8%
Paraguay	423,282	12,895	3.0%
Panama	403,778	6,545	1.6%
Uruguay	369,350	5,593	1.5%
Costa Rica	367,938	4,667	1.3%
Dominican Republic	326,193	3,840	1.2%
Guatemala	296,438	9,282	3.1%
Venezuela	272,712	3,119	1.1%
Honduras	262,760	7,005	2.7%
Cuba	193,945	1,302	0.7%
Puerto Rico	140,058	2,549	1.8%

*Numbers may vary due to differences in reporting

Spotlight – Multisystem inflammatory system in children and adolescents (MIS-C):

Since the first cases of multisystem inflammatory syndrome in children and adolescents temporally related to COVID-19 (MIS-C) reported in the Region of the Americas and until 1 July 2021 10:00 EST, there remain 23 countries/territories that have officially reported to PAHO/WHO or through an official website a total of 6,184 confirmed cases of MIS-C, including 130 deaths (see Table below; updated counts are designated in red). Compared to the previous weekly update, 109 new cases (2% relative increase in confirmed cases) and no new deaths were reported. The additional cases since the previous weekly update were reported in 3 countries: **Chile** (5 confirmed cases), **Paraguay** (2 confirmed cases), and the **United States of America** (102 confirmed cases). The United States of America and Brazil account for 83% of the total confirmed cases and 78% of the total confirmed deaths officially reported within the Region of the Americas. Additionally, as of 1 July, there remain a total of 22 countries/territories that have officially reported there have been no cases detected.

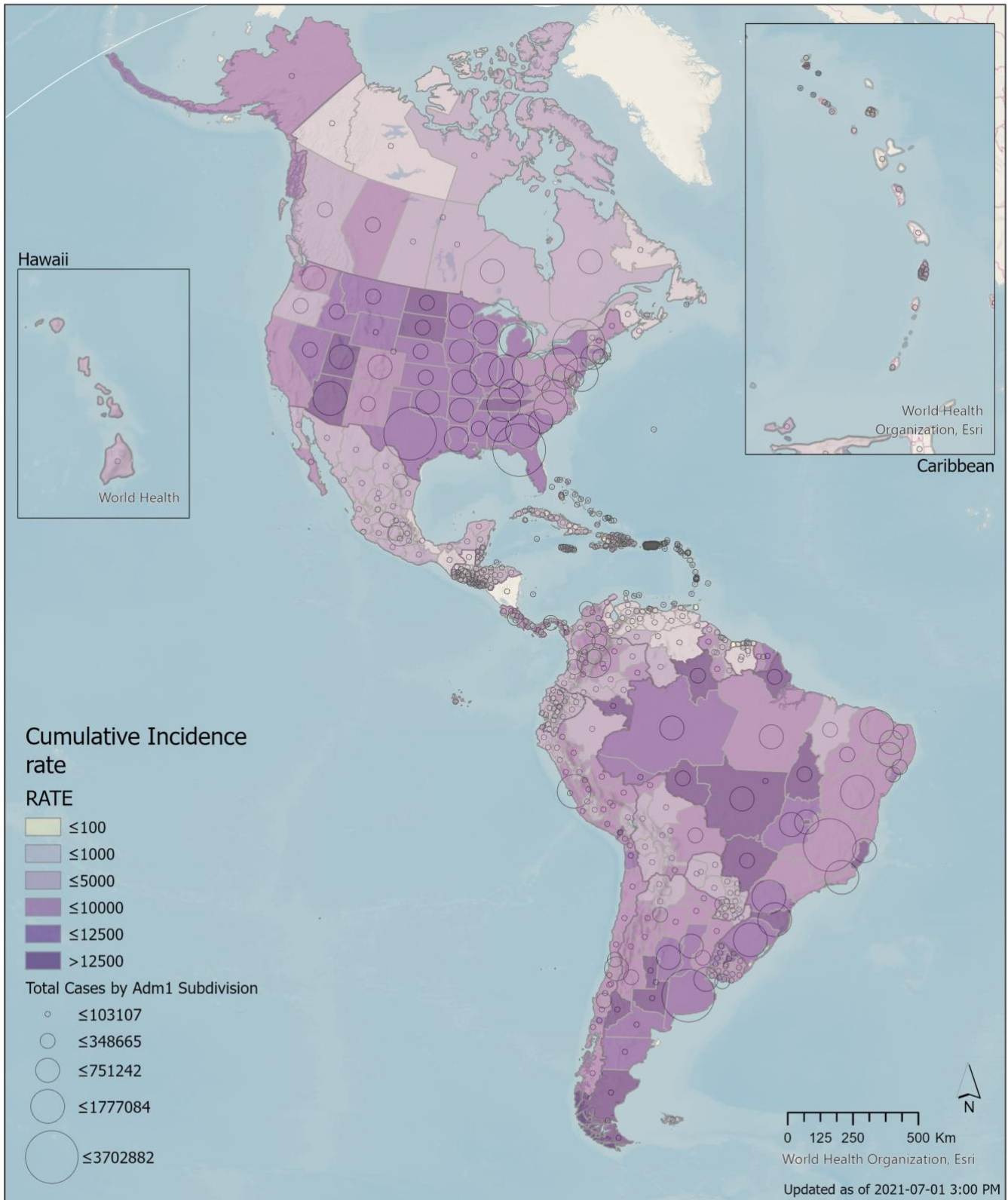
Table 1. Cumulative cases and deaths of Multisystem inflammatory syndrome (MIS) among children and adolescents reported by countries and territories in the Americas - May 2020 – 1 July 2021

	Country/Territory	Confirmed Cases	Confirmed Deaths
North America	Canada	118	0
	United States of America (the)	4,120	36
	Subtotal	4,238	36
Central America	Costa Rica	34	0
	El Salvador	19	0
	Guatemala	2	0
	Honduras	3	0
	Panama	81	2
	Subtotal	139	2
South America	Argentina	161	1
	Brazil	1,023	66
	Bolivia	1	1
	Chile	326	5
	Colombia	8	4
	Ecuador	11	0
	Paraguay	97	8
	Peru	3	0
	Subtotal	1,630	85
Caribbean and Atlantic Ocean Islands	Barbados	2	1
	Cuba	4	0
	Dominican Republic (the)	133	6
	French Guiana	2	0
	Guadeloupe	5	0
	Saint Martin	2	0
	Puerto Rico*	*	*
	Trinidad and Tobago	29	0
	Subtotal	177	7
	Total	6,184	130

*According to the United States Centers for Disease Control and Prevention (US CDC) website, the data for the United States includes 51 US jurisdictions (including 48 states, New York City, Puerto Rico, and Washington, DC). Available at: <https://bit.ly/2SrKBOj>

Map 1. Reported number of cumulative COVID-19 cases in the Region of the Americas and corresponding incidence rate (per 100,000 population) by country/territory. As of 1 July 2021.

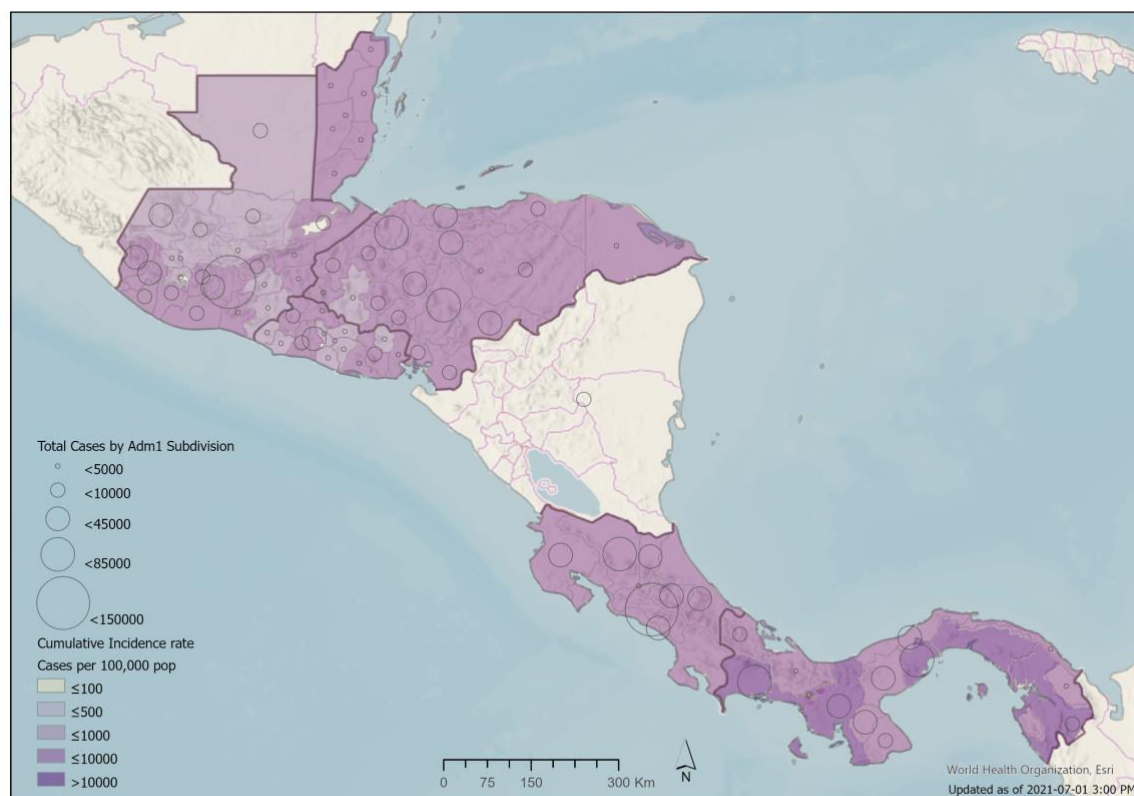
Note: Data may reflect retrospective adjustments made by countries/territories.



© Pan American Health Organization-World Health Organization 2020. All rights reserved.
 The designations employed and the presentation of the material in these maps do not imply the expression of any opinion whatsoever on the part of the Secretariat of the Pan American Health Organization concerning the legal status of any country, territory, city or area or of its authorities, or concerning the delimitation of its frontiers or boundaries. Dotted and dashed lines on maps represent approximate border lines for which there may not yet be full agreement.

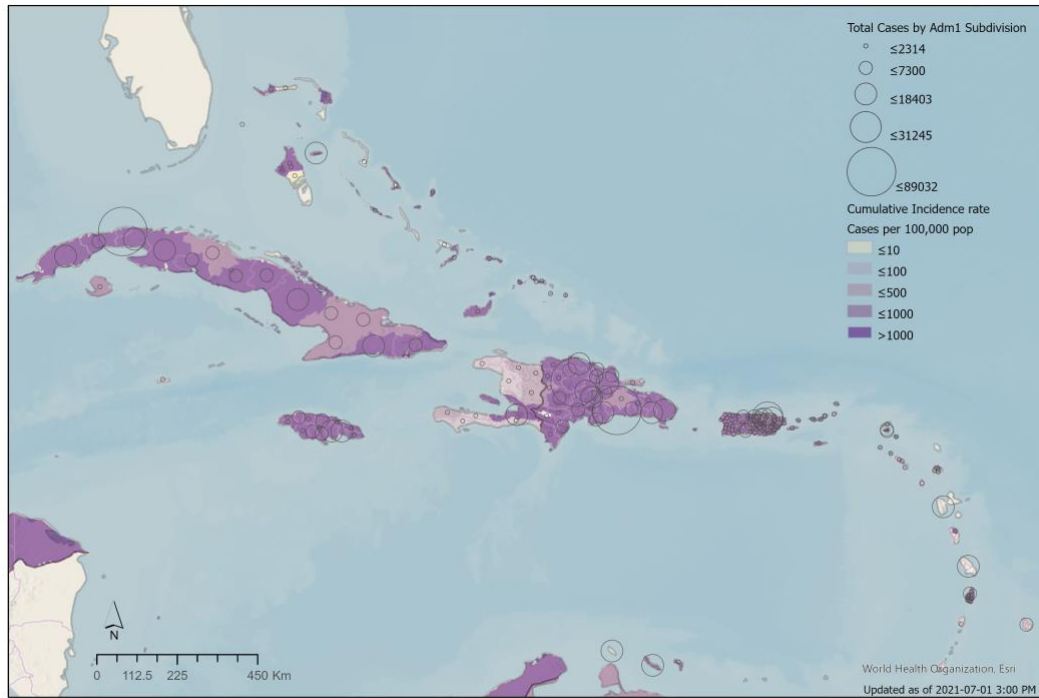


Map 2. Reported number of cumulative COVID-19 cases in the Central American sub-region and corresponding incidence rate (per 100,000 population) by country/territory (sub-national level). As of 1 July 2021.



© Pan American Health Organization-World Health Organization 2020. All rights reserved.
The designations employed and the presentation of the material in these maps do not imply the expression of any opinion whatsoever on the part of the Secretariat of the Pan American Health Organization concerning the legal status of any country, territory, city or area or of its authorities, or concerning the delimitation of its frontiers or boundaries. Dotted and dashed lines on maps represent approximate border lines for which there may not yet be full agreement.

Map 3. Reported number of cumulative COVID-19 cases in the Caribbean sub-region and corresponding incidence rate (per 100,000 population) by country/territory (sub-national level). As of 1 July 2021.



© Pan American Health Organization-World Health Organization 2020. All rights reserved.
 The designations employed and the presentation of the material in these maps do not imply the expression of any opinion whatsoever on the part of the Secretariat of the Pan American Health Organization concerning the legal status of any country, territory, city or area or of its authorities, or concerning the delimitation of its frontiers or boundaries. Dotted and dashed lines on maps represent approximate border lines for which there may not yet be full agreement.






















































Please see notes on the following page



















































More information available at: <https://paho-covid19-response-who.hub.arcgis.com/>



COVID-19 situation reported by countries and territories in the Americas, as of 1 July 2021

Updated as of 3 PM

Sub-Region	Country/Territory	Cases			Deaths			Transmission Type
		7 Day MA* Trend	Cummulative	7day % change	7 Day MA* Trend	Cummulative	7day % change	
North America	Canada		1,415,284	-25%		26,295	-31%	Community transmission
	Mexico		2,519,269	29%		233,047	-2%	Community transmission
	United States of America (the)		33,343,961	5%		599,680	-9%	Community transmission
	Subtotal		37,278,514			859,022		
Central America	Belize		13,251	89%		329	-100%	Community transmission
	Costa Rica		367,938	0%		4,667	-23%	Community transmission
	El Salvador		78,766	30%		2,387	0%	Community transmission
	Guatemala		296,438	-1%		9,282	12%	Community transmission
	Honduras		262,760	24%		7,005	5%	Community transmission
	Nicaragua		6,604	27%		191	0%	Community transmission
	Panama		403,778	15%		6,545	59%	Community transmission
	Subtotal		1,429,535			30,406		
South America	Argentina		4,470,374	13%		94,304	-11%	Community transmission
	Bolivia (the Plurinational State of)		439,624	5%		16,767	-13%	Community transmission
	Brazil		18,557,141	-28%		518,066	-18%	Community transmission
	Chile		1,558,557	-21%		32,588	20%	Community transmission
	Colombia		4,240,982	9%		106,544	5%	Community transmission
	Ecuador		459,538	41%		21,605	13%	Community transmission
	Paraguay		423,282	-9%		12,895	16%	Community transmission
	Peru		2,052,065	-27%		192,331	-19%	Community transmission
	Uruguay		369,350	-34%		5,593	-14%	Community transmission
	Venezuela (Bolivarian Republic of)		272,712	-10%		3,119	-7%	Community transmission
Subtotal		32,843,625			1,003,812			
Caribbean and Atlantic Ocean Islands	Anguilla		109	0%				No Cases
	Antigua and Barbuda		1,264	0%		42	0%	Clusters of cases
	Aruba		11,138	-31%		107	0%	Community transmission
	Bahamas (the)		12,735	56%		246	-75%	Clusters of cases
	Barbados		4,082	114%		47	0%	Community transmission
	Bermuda		2,514	100%		33	0%	Imported/Sporadic cases
Pan Am Bonaire		1,623	75%		17	0%	Community transmission	

Caribbean and Atlantic Ocean Islands	Cayman Islands		614	-50%		2	0%	Imported/Sporadic cases
	Cuba		193,945	68%		1,302	9%	Community transmission
	Curacao		12,342	11%		126	-50%	Community transmission
	Dominica		194	100%				Imported/Sporadic cases
	Dominican Republic (the)		326,193	-17%		3,840	23%	Community transmission
	Falkland Islands (the)		60	0%				No Cases
	French Guiana		27,628	-34%		146	-33%	Community transmission
	Grenada		162	0%		1	0%	Imported/Sporadic cases
	Guadeloupe		17,539	-19%		267	0%	Community transmission
	Guyana		20,055	-1%		469	-6%	Community transmission
	Haiti		18,658	-24%		436	16%	Community transmission
	Jamaica		50,166	-4%		1,080	19%	Community transmission
	Martinique		12,286	26%		98	0%	Community transmission
	Montserrat		20	0%		1	0%	No cases
	Puerto Rico		140,058	-17%		2,549	0%	Community transmission
	Saba		7	0%				No cases
	Saint Barthelemy		1,043	-63%		1	0%	Clusters of cases
	Saint Kitts and Nevis		446	-66%		3	-100%	Community transmission
	Saint Lucia		5,296	16%		84	-100%	Community transmission
	Saint Martin		2,367	-38%		27	0%	Community transmission
	Saint Pierre and Miquelon		26	0%				Imported/Sporadic cases
	Saint Vincent and the Grenadines		2,227	-31%		12	0%	Community transmission
	Sint Eustatius		20	0%				No cases
	Sint Maarten		2,618	6%		33	0%	Community transmission
	Suriname		21,732	-18%		522	-27%	Community transmission
	Trinidad and Tobago		32,793	-1%		847	8%	Community transmission
	Turks and Caicos		2,425	0%		18	0%	Clusters of cases
	Virgin Islands (UK)		350	0%		1	0%	Clusters of cases
Virgin Islands (US)		3,879	-17%		30	0%	Community transmission	
Subtotal		928,614			12,387			
Total		72,480,288			1,905,627			

* 7 Day Moving Average

Legend



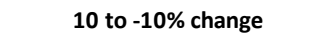
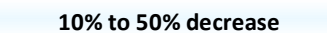

	>50% increase
	10% to 50% increase
	10 to -10% change
	10% to 50% decrease
	>50% decrease

Table notes on the next page

NOTES: Case and death counts may include both confirmed and probable classifications depending on the reporting Member State. Antibody tests, including rapid diagnostic tests (RDTs) based on antibody detection, are not recommended for use by PAHO/WHO in clinical diagnosis. Antigen-detecting RDTs may be used following the WHO 11 September 2020 Guidance, available at: <https://bit.ly/2FvK2fs>.

Data is updated on a weekly basis for Guadeloupe, Martinique, Nicaragua, Saint Barthelemy, Saint Martin, and Saint Pierre and Miquelon.

As of 11 November 2020, the previously aggregated Bonaire, Saba and Sint Eustatius are now being presented separately in the table.

*A dispute exists between the Governments of Argentina and the United Kingdom of Great Britain and Northern Ireland concerning sovereignty over the Falkland Islands (the) (Malvinas) "

Argentina: On 14 March 2021, due to daylight savings time observed in Eastern Standard Time zone, the Argentina data is no longer published by 3:00PM EST same day and is henceforth included in the following day table. Between 22 February and 14 March 2021, the data had corresponded to the same date.

Bahamas: According to the latest Bahamas Ministry of Health (MoH) publication, there are a total of 29 additional deaths under investigation, available at: <https://bit.ly/3wh84Aq>

Ecuador: According to a 6 September Ecuador Ministry of Public Health press release, only cases confirmed by RT-PCR will be reported; previously, cases who tested positive by either RT-PCR or RDTs were reported, resulting in the exclusion of 8,956 cases. Available at: <https://bit.ly/3h2EWEA>

El Salvador: Cumulative cases and deaths as published by the Government of El Salvador: <https://covid19.gob.sv/>. The government presents a retroactively adjusted epidemiological curve of daily cases on the same dashboard.

Guadeloupe: Deaths are aggregated for Guadeloupe, Saint Martin and Saint Barthelemy in Santé Publique France weekly publications; death counts for Guadeloupe are calculated subtracting deaths in Saint Martin and Saint Barthelemy. Available at: <https://bit.ly/39UMysd>

Jamaica: According to the latest Jamaica Ministry of Health and Wellness press release, there are a total of 116 additional deaths under investigation, available at: <https://bit.ly/3aAwLJo>

Mexico: On 1 June 2021, the Mexico Ministry of Health reported 4,272 deaths in 24 hours. Of these, 3,924 were reported in 2020 and the remaining were reported in 2021. Available at: <https://bit.ly/3pfdMA8>

Nicaragua: Please note there are discrepancies with the data published by the Citizen's Observatory COVID-19 Nicaragua as of 26 June 2021. Available at: <https://bit.ly/3pw7ZVR>

Peru: Aggregated case total as reported by the Peru MoH; latest disaggregated data available is 606,562 by RT-PCR + 497,418 by antigen tests + 929,626 by other RDTs. Antibody tests, including RDTs based on antibody detection, are not recommended for use by PAHO/WHO in clinical diagnosis. Antigen-detecting RDTs may be used following the WHO 11 September 2020 Guidance, available at: <https://bit.ly/3fJVKTM>. On 31 May 2021, the Government of Peru announced that, after revision, the death toll was 180,764 deaths as of 22 May 2021, available at: <https://bit.ly/3fYGj8V>. The number of cumulative deaths reported prior to the revision, on 30 May, was 69,342, available at: <https://bit.ly/3pkar2U>.

Puerto Rico: Aggregated case total as reported by the Puerto Rico Department of Health (DoH); 122,988 were positive by RT-PCR and 17,070 were positive by antigen tests; previously, cases who tested positive by either RT-PCR or serological RDTs were reported, resulting in the exclusion of 33,965 cases. Available at: <https://bit.ly/2VvksQ>

United States of America: Case and death counts include both confirmed and probable classifications, as published on the U.S. Centers for Disease Control and Prevention (US CDC) website on 1-July. Excludes American Samoa, Federated States of Micronesia, Guam, Commonwealth of the Northern Marianas, Puerto Rico, Palau, Republic of Marshall Islands, and the United States Virgin Islands. Case and death counts may differ from other US CDC data sources because these are provisional counts which are subject to change, including updates to data reported previously, adjustments can occur.

Sources: <https://bit.ly/2RSpap5> and <https://bit.ly/2RVI2n6>.

Uruguay: According to the latest Uruguay Ministry of Public Health report, the total notes 16 positive cases reported in the last 24 hours were excluded from the total. Available at: <https://bit.ly/3qRFx2F>.

DATA ADJUSTMENTS: Differences in the total number of cases and/or deaths and respective % increases reflect the following adjustment(s):

Bahamas: Cases were retrospectively adjusted for 29-30 June 2021 to align with The Bahamas MoH indicating 12,625 and 12,699 cases, respectively. Available at: <https://bit.ly/2TtBBJ1> and <https://bit.ly/3wbCanW>

Barbados: Cases were retrospectively adjusted for 30 June 2021 to align with the Barbados MoH indicating 4,081 cases. Available at: <https://bit.ly/3wbANG2>

French Guiana: Cases were retrospectively adjusted for 30 June 2021 to align with the French Guiana Regional Health Agency (ARS) indicating 27,536 cases. Available at: <https://bit.ly/2UYYyUT>

United States of America: Cases and deaths were retrospectively adjusted for 30 June 2021 to align with the US CDC indicating 33,333,002 cases including 599,412 deaths.