

Region of the Americas Update

Last 24 hours *

- 143,106** Additional cases
- 3,941** Additional deaths
- 0.20%** Relative increase in cases
- 0.21%** Relative increase in deaths
- 34** Countries/territories reporting new cases
- 24** Countries/territories reporting new deaths

Highest numbers of cases & deaths in the last 24 hrs.

Cases (≥ 1,000)

Brazil	64,903
Colombia	25,880
Argentina	24,065
Mexico	5,711
Cuba	2,970
Peru	2,498
Chile	2,128
Bolivia	2,055
Costa Rica	1,857
Paraguay	1,825
Honduras	1,738
Uruguay	1,263
Panama	1,249

Deaths (≥ 100)

Brazil	1,893
Colombia	608
Argentina	526
Mexico	195
Peru	168
Paraguay	122

Region of the Americas

72,331,911 cases

1,900,929 deaths

56

countries/areas/territories affected.

Global

181,665,251 cases

3,941,411 deaths

236

countries/areas/territories affected.

COVID-19 – Highlights

- On 30 June 2021, **Antigua and Barbuda** [received](#) a donation of **20,000 Sinopharm COVID-19 vaccines** from the Republic of China.
- On 30 June 2021, the **Guyana Ministry of Health** [announced](#) that **more than 22% of the total adult population have been fully vaccinated against COVID-19**. Additionally, nearly half of the total adult population have received their first dose.
- As of 29 June 2021, a total of **32,022 confirmed COVID-19 cases** have been [reported](#) among **indigenous populations in Canada**. Of these, 31,171 have recovered and 360 have deceased.

Starting the weekend of 26 June 2021, the PAHO COVID-19 daily situation reports will no longer be published on Saturdays and Sundays. The reports will continue to be published during the workweek – Monday through Friday – at the regularly scheduled time, with the exception of any official holidays observed by PAHO in Washington, DC

Total cases, deaths & CFR (%) among PAHO countries/territories with ≥ 140,000 cumulative cases.

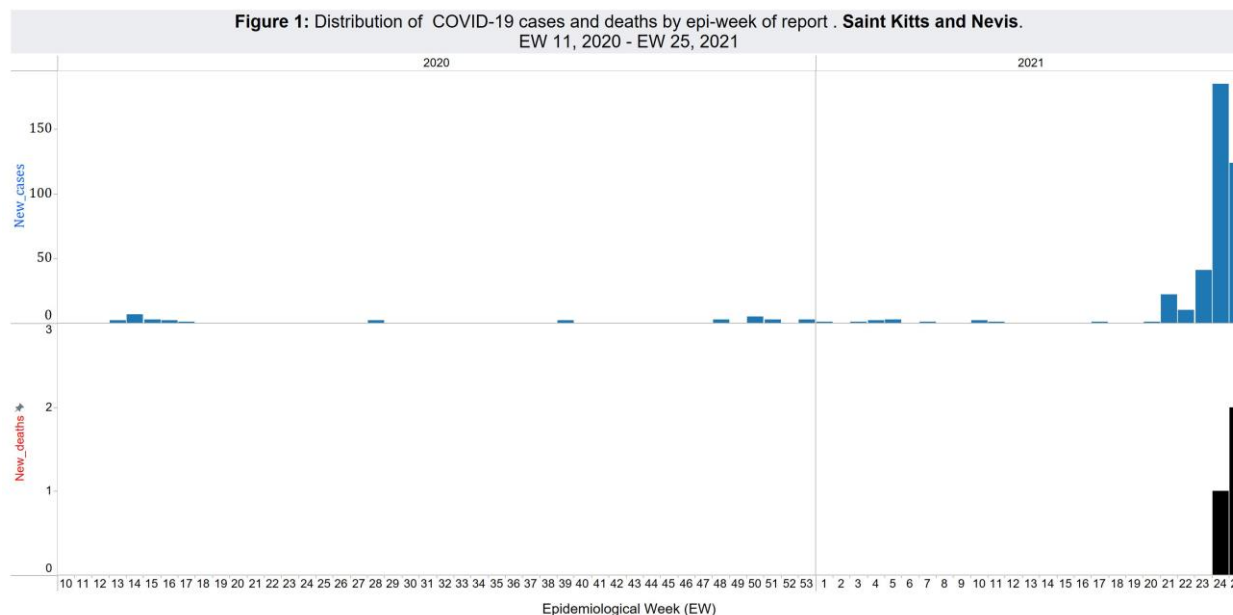
Country/Territory	Cases	Deaths	CFR (%)
United States of America	33,317,803	599,089	1.8%
Brazil	18,513,305	515,985	2.8%
Argentina	4,447,701	93,668	2.1%
Colombia	4,213,074	105,934	2.5%
Mexico	2,513,164	232,803	9.3%
Peru	2,052,065	192,331	9.4%
Chile	1,555,902	32,545	2.1%
Canada	1,414,736	26,273	1.9%
Ecuador	458,504	21,560	4.7%
Bolivia	437,623	16,702	3.8%
Paraguay	421,589	12,763	3.0%
Panama	402,581	6,536	1.6%
Uruguay	368,178	5,558	1.5%
Costa Rica	366,161	4,661	1.3%
Dominican Republic	325,221	3,822	1.2%
Guatemala	293,583	9,215	3.1%
Venezuela	271,679	3,101	1.1%
Honduras	262,069	6,980	2.7%
Cuba	190,993	1,284	0.7%
Puerto Rico	140,026	2,549	1.8%

*Numbers may vary due to differences in reporting times.

Saint Kitts and Nevis

30 June 2021

Population	Cases	Deaths	Recovered	Total Tests	Transmission
53,577	443	3	117	21,277	Community transmission



Source: Data published by the Saint Kitts and Nevis Government. Reproduced by PAHO/WHO.

TRENDS IN CASES & DEATHS: Prior to epidemiological week (EW) 21 of 2021, the number of weekly cases was consistently below the peak observed in April 2020 (7 cases). As of 19 May 2021, a total of 45 cases were reported and all had recovered. In EW 21 of 2021, a case was reported among a national with no travel history which resulted in a cluster of cases involving 16 individuals. Public health and social measures as well as contact tracing were rapidly implemented in the country. As observed in **Figure 1**, cases have continued increasing since this cluster was identified leading to community transmission. During EW 24, the highest number of weekly cases were reported; an outbreak was identified in Her Majesty’s Prison. This outbreak is ongoing with a total of 42 cases. Of total cases since the beginning of the pandemic, 89% have been reported since EW 21 of 2021 and no imported cases have been recorded in the last 14 days. Regarding deaths, Saint Kitts and Nevis reported the first death in EW 24 of 2021 (**Figure 1**), approximately 3 weeks following the increase in cases.

GEOGRAPHICAL DISTRIBUTION: As of 30 June 2021, Saint Kitts has reported most cases (427) while Nevis has reported a total of 16 cases. The last case in Nevis was identified on 30 June 2021 in an individual with no travel history.

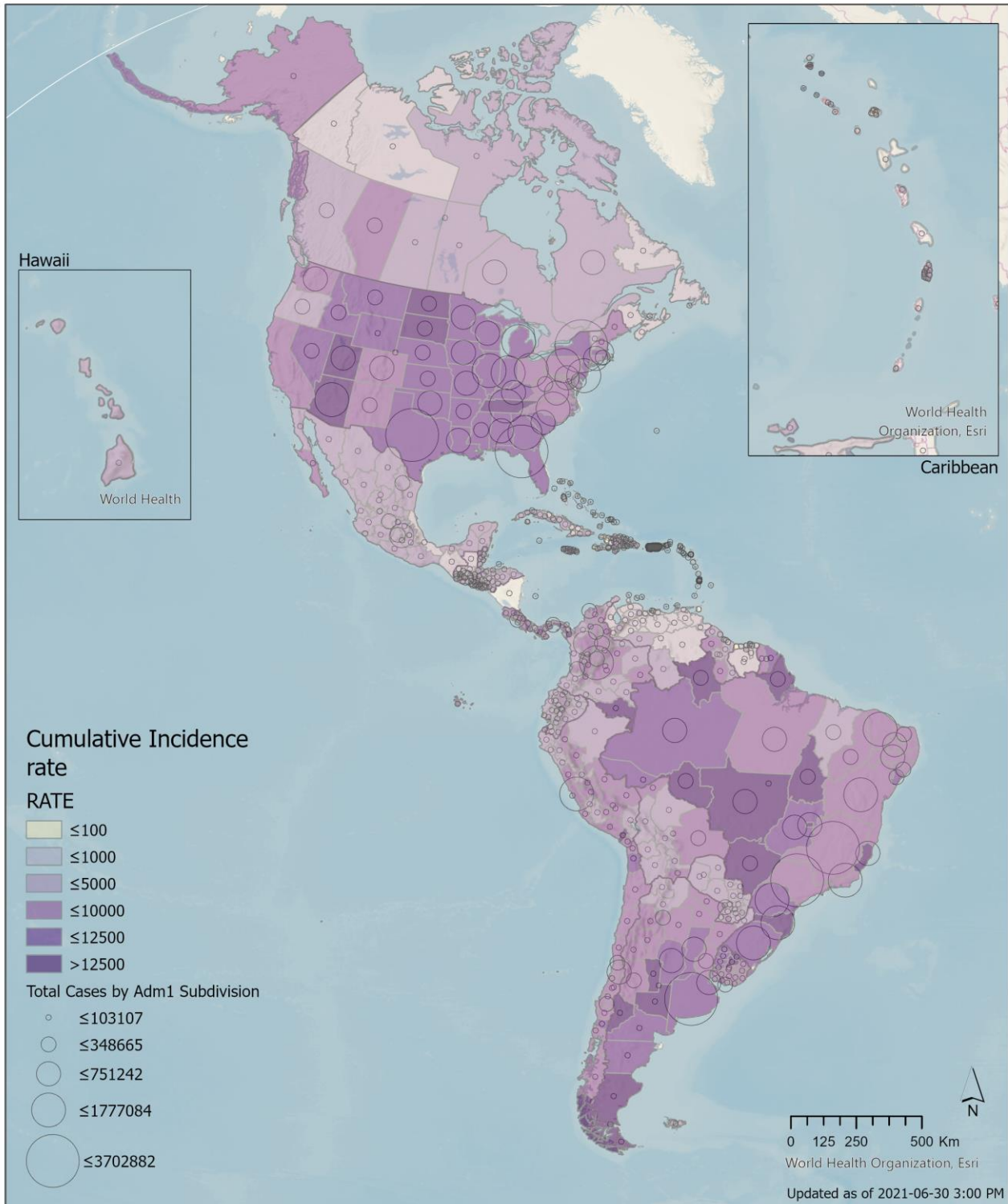
HOSPITALIZATIONS: At least 8 persons are currently hospitalized. Limited information is available on hospitalizations.

PUBLIC HEALTH AND SOCIAL MEASURES: A 24-hour lockdown, limited movement and [other measures](#) are in effect from 27 June to 11 July in Saint Kitts and Nevis aiming to reduce the spread of COVID-19. Borders remain open for returning nationals and travelers. While the 24-hour measure applies to Saint Kitts, Nevis has a curfew from 6 p.m. to 5 a.m. during this period.

VACCINATION: A total of 40,615 doses have been administered in Saint Kitts and Nevis. Of these, 31,174 were administered in Saint Kitts and 9,441 in Nevis. The country is aiming to vaccinate 70% of the population, nearly 54% of this target has been reached resulting in 17,784 persons fully vaccinated.

Source: [Saint Kitts and Nevis Government](#)

Map 1. Reported number of cumulative COVID-19 cases in the Region of the Americas and corresponding incidence rate (per 100,000 population) by country/territory. As of 30 June 2021

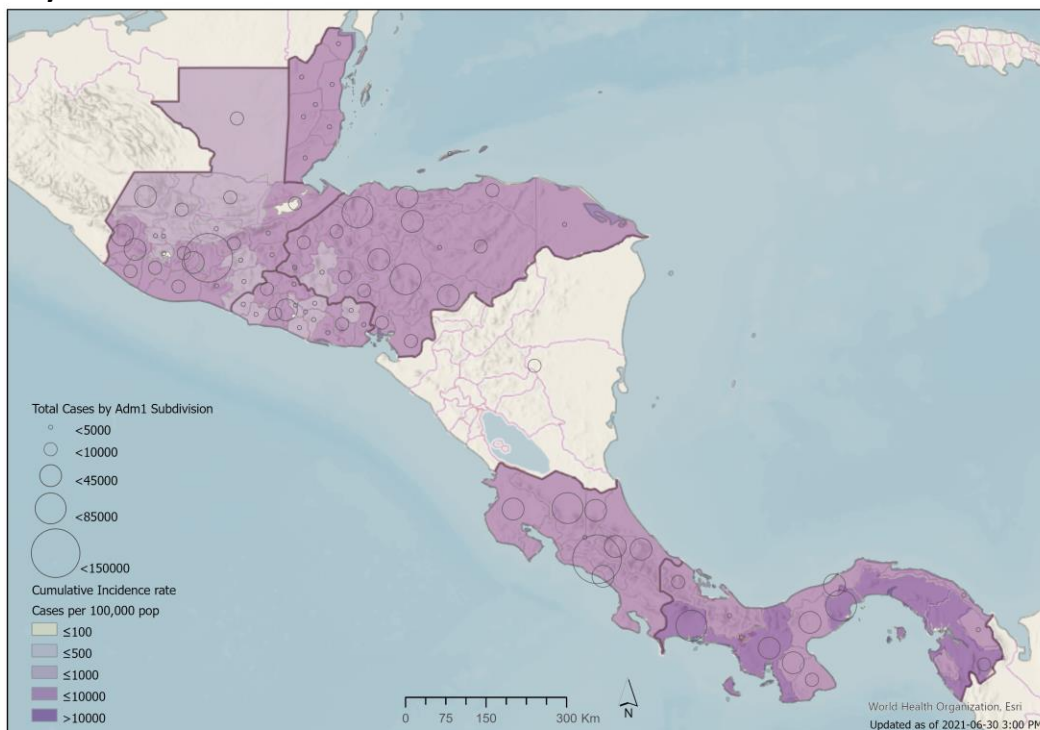


PAHO



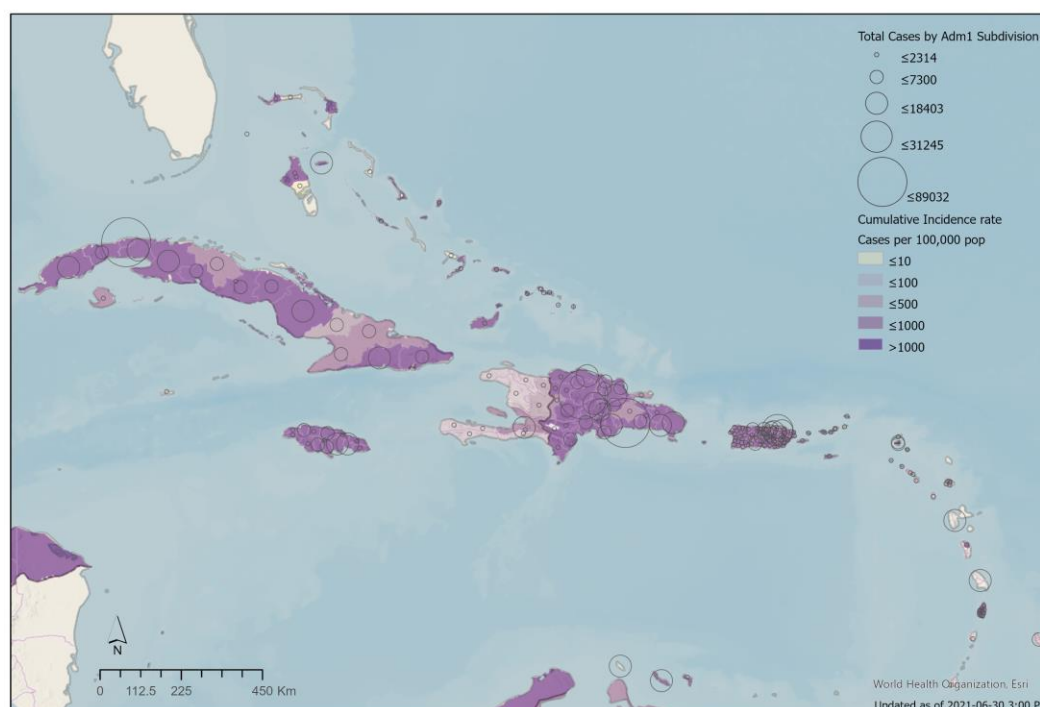
© Pan American Health Organization-World Health Organization 2020. All rights reserved. The designations employed and the presentation of the material in these maps do not imply the expression of any opinion whatsoever on the part of the Secretariat of the Pan American Health Organization concerning the legal status of any country, territory, city or area or of its authorities, or concerning the delimitation of its frontiers or boundaries. Dotted and dashed lines on maps represent approximate border lines for which there may not yet be full agreement.

Map 2. Reported number of cumulative COVID-19 cases in the Central American sub-region and corresponding incidence rate (per 100,000 population) by country/territory (sub-national level). As of 30 June 2021 July 2021



© Pan American Health Organization-World Health Organization 2020. All rights reserved.
 The designations employed and the presentation of the material in these maps do not imply the expression of any opinion whatsoever on the part of the Secretariat of the Pan American Health Organization concerning the legal status of any country, territory, city or area or of its authorities, or concerning the delimitation of its frontiers or boundaries. Dotted and dashed lines on maps represent approximate border lines for which there may not yet be full agreement.






















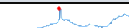































Map 3. Reported number of cumulative COVID-19 cases in the Caribbean sub-region and corresponding incidence rate (per 100,000 population) by country/territory (sub-national level). As of 30 June 2021

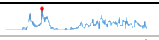
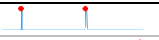

















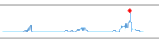













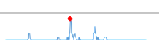


















© Pan American Health Organization-World Health Organization 2020. All rights reserved.
 The designations employed and the presentation of the material in these maps do not imply the expression of any opinion whatsoever on the part of the Secretariat of the Pan American Health Organization concerning the legal status of any country, territory, city or area or of its authorities, or concerning the delimitation of its frontiers or boundaries. Dotted and dashed lines on maps represent approximate border lines for which there may not yet be full agreement.

COVID-19 situation reported by countries and territories in the Americas, as of 30 June 2021

Updated as of 3 PM

Sub-Region	Country/Territory	Cases			Deaths			Transmission Type
		7 Day MA* Trend	Cummulative	7day % change	7 Day MA* Trend	Cummulative	7day % change	
North America	Canada		1,414,736	-26%		26,273	-36%	Community transmission
	Mexico		2,513,164	31%		232,803	21%	Community transmission
	United States of America (the)		33,317,803	-7%		599,089	-19%	Community transmission
	Subtotal		37,245,703			858,165		
Central America	Belize		13,227	140%		329	-100%	Community transmission
	Costa Rica		366,161	2%		4,661	-17%	Community transmission
	El Salvador		78,766	8%		2,381	-3%	Community transmission
	Guatemala		293,583	45%		9,215	67%	Community transmission
	Honduras		262,069	16%		6,980	13%	Community transmission
	Nicaragua		6,604	27%		191	0%	Community transmission
	Panama		402,581	14%		6,536	71%	Community transmission
Subtotal		1,422,991			30,293			
South America	Argentina		4,447,701	18%		93,668	-8%	Community transmission
	Bolivia (the Plurinational State of)		437,623	3%		16,702	-9%	Community transmission
	Brazil		18,513,305	-12%		515,985	-20%	Community transmission
	Chile		1,555,902	-25%		32,545	-3%	Community transmission
	Colombia		4,213,074	11%		105,934	7%	Community transmission
	Ecuador		458,504	19%		21,560	-10%	Community transmission
	Paraguay		421,589	-9%		12,763	17%	Community transmission
	Peru		2,052,065	-29%		192,331	-13%	Community transmission
	Uruguay		368,178	-35%		5,558	-20%	Community transmission
	Venezuela (Bolivarian Republic of)		271,679	-10%		3,101	-10%	Community transmission
Subtotal		32,739,620			1,000,147			
Caribbean and Atlantic Ocean Islands	Anguilla		109	0%				No Cases
	Antigua and Barbuda		1,263	0%		42	0%	Clusters of cases
	Aruba		11,135	-41%		107	0%	Community transmission
	Bahamas (the)		12,586	8%		246	-50%	Clusters of cases
	Barbados		4,079	93%		47	0%	Community transmission
	Bermuda		2,514	100%		33	0%	Imported/Sporadic cases
	Bonaire		1,622	27%		17	0%	Community transmission

Caribbean and Atlantic Ocean Islands	Cayman Islands		614	-50%		2	0%	Imported/Sporadic cases
	Cuba		190,993	66%		1,284	21%	Community transmission
	Curacao		12,339	-28%		126	-50%	Community transmission
	Dominica		193	0%				Imported/Sporadic cases
	Dominican Republic (the)		325,221	-20%		3,822	4%	Community transmission
	Falkland Islands (the)		60	0%				No Cases
	French Guiana		27,415	-15%		145	-50%	Community transmission
	Grenada		162	0%		1	0%	Imported/Sporadic cases
	Guadeloupe		17,539	-19%		267	0%	Community transmission
	Guyana		19,959	3%		468	7%	Community transmission
	Haiti		18,658	-26%		436	3%	Community transmission
	Jamaica		50,124	-10%		1,075	10%	Community transmission
	Martinique		12,286	26%		98	0%	Community transmission
	Montserrat		20	0%		1	0%	No cases
	Puerto Rico		140,026	-24%		2,549	20%	Community transmission
	Saba		7	0%				No cases
	Saint Barthelemy		1,043	-63%		1	0%	Clusters of cases
	Saint Kitts and Nevis		443	-50%		3	-100%	Community transmission
	Saint Lucia		5,292	59%		84	-100%	Community transmission
	Saint Martin		2,367	-38%		27	0%	Community transmission
	Saint Pierre and Grenadines		26	0%				Imported/Sporadic cases
	Saint Vincent and the Grenadines		2,225	-49%		12	0%	Community transmission
	Sint Eustatius		20	0%				No cases
	Sint Maarten		2,614	-18%		33	0%	Community transmission
	Suriname		21,519	-17%		516	-34%	Community transmission
	Trinidad and Tobago		32,528	-8%		833	-4%	Community transmission
	Turks and Caicos		2,425	0%		18	0%	Clusters of cases
Virgin Islands (UK)		313	0%		1	0%	Clusters of cases	
Virgin Islands (US)		3,858	-41%		30	0%	Community transmission	
Subtotal		923,597			12,324			
Total		72,331,911			1,900,929			

* 7 Day Moving Average

Legend

>50% increase
10% to 50% increase
10 to -10% change
10% to 50% decrease
>50% decrease

Table notes on the next page

NOTES: Case and death counts may include both confirmed and probable classifications depending on the reporting Member State.

- Antibody tests, including rapid diagnostic tests (RDTs) based on antibody detection, are not recommended for use by PAHO/WHO in clinical diagnosis. Antigen-detecting RDTs may be used following the WHO 11 September 2020 Guidance, available at: <https://bit.ly/2FxK2fs>
- Data is updated on a weekly basis for Guadeloupe, Martinique, Nicaragua, Saint Barthelemy, Saint Martin, and Saint Pierre and Miquelon.
- As of 11 November 2020, the previously aggregated Bonaire, Saba and Sint Eustatius are now being presented separately in the table.
- *A dispute exists between the Governments of Argentina and the United Kingdom of Great Britain and Northern Ireland concerning sovereignty over the Falkland Islands (the) (Malvinas)

Argentina: On 14 March 2021, due to daylight savings time observed in Eastern Standard Time zone, the Argentina data is no longer published by 3:00PM EST same day and is henceforth included in the following day table. Between 22 February and 14 March 2021, the data had corresponded to the same date.

Bahamas: According to the latest Bahamas Ministry of Health (MoH) publication, there are a total of 29 additional deaths under investigation, available at: <https://bit.ly/3wh84Aq>

Ecuador: According to a 6 September Ecuador Ministry of Public Health press release, only cases confirmed by RT-PCR will be reported; previously, cases who tested positive by either RT-PCR or RDTs were reported, resulting in the exclusion of 8,956 cases. Available at: <https://bit.ly/3h2EWEA>

El Salvador: Cumulative cases and deaths as published by the Government of El Salvador: <https://covid19.gob.sv/>. The government presents a retroactively adjusted epidemiological curve of daily cases on the same dashboard.

Guadeloupe: Deaths are aggregated for Guadeloupe, Saint Martin and Saint Barthelemy in Santé Publique France weekly publications; death counts for Guadeloupe are calculated subtracting deaths in Saint Martin and Saint Barthelemy. Available at: <https://bit.ly/39UMysd>

Jamaica: According to the latest Jamaica Ministry of Health and Wellness press release, there are a total of 115 additional deaths under investigation, available at: <https://bit.ly/3qAwlJo>

Mexico: On 1 June 2021, the Mexico Ministry of Health reported 4,272 deaths in 24 hours. Of these, 3,924 were reported in 2020 and the remaining were reported in 2021. Available at: <https://bit.ly/3pfdMA8>

Nicaragua: Please note there are discrepancies with the data published by the Citizen's Observatory COVID-19 Nicaragua as of 26 June 2021. Available at: <https://bit.ly/3pw7ZVR>

Peru: Aggregated case total as reported by the Peru MoH; latest disaggregated data available is 606,562 by RT-PCR + 497,418 by antigen tests + 929,626 by other RDTs. Antibody tests, including RDTs based on antibody detection, are not recommended for use by PAHO/WHO in clinical diagnosis. Antigen-detecting RDTs may be used following the WHO 11 September 2020 Guidance, available at: <https://bit.ly/3fjVKTM>. On 31 May 2021, the Government of Peru announced that, after revision, the death toll was 180,764 deaths as of 22 May 2021, available at: <https://bit.ly/3fYGj8V>. The number of cumulative deaths reported prior to the revision, on 30 May, was 69,342, available at: <https://bit.ly/3pkar2U>

Puerto Rico: Aggregated case total as reported by the Puerto Rico Department of Health (DoH); 122,970 were positive by RT-PCR and 17,056 were positive by antigen tests; previously, cases who tested positive by either RT-PCR or serological RDTs were reported, resulting in the exclusion of 33,965 cases. Available at: <https://bit.ly/2VvjksQ>

United States of America: Case and death counts include both confirmed and probable classifications, as published on the U.S. Centers for Disease Control and Prevention (US CDC) website on 29-June. Excludes American Samoa, Federated States of Micronesia, Guam, Commonwealth of the Northern Marianas, Puerto Rico, Palau, Republic of Marshall Islands and the

United States Virgin Islands. Case and death counts may differ from other US CDC data sources because these are provisional counts which are subject to change, including updates to data reported previously, adjustments can occur. Sources: <https://bit.ly/2RSpap5> and <https://bit.ly/2RVI2n6>. No update was available on the US CDC website as of 4 p.m. on 30 June 2021.

Uruguay: According to the latest Uruguay Ministry of Public Health report, the total notes 22 positive cases reported in the last 24 hours were excluded from the total. Available at: <https://bit.ly/3hiUWEM>

DATA ADJUSTMENTS: Differences in the total number of cases and/or deaths and respective % increases reflect the following adjustment(s):

Ecuador: Cases and deaths were retrospectively adjusted for 29 June 2021, to align with the Ecuador government data for 29 June 2021 indicating 457,489 cases, including 21,545 deaths. Available at: <https://bit.ly/3y7YZuf>

Haiti: Cases and deaths were retrospectively adjusted for 29 June 2021, to align with the Haiti MoH data for 26 June 2021 indicating 18,658 cases, including 436 deaths. Available at: <https://bit.ly/3hfX3Jm>