

Region of the Americas Update

3 PM WDC. 31 May 2021

Last 24 hours *

115,506	Additional cases
2,419	Additional deaths
0.2%	Relative increase in cases
0.1%	Relative increase in deaths
32	Countries/territories reporting new cases
24	Countries/territories reporting new deaths

Highest numbers of cases & deaths in the last 24 hrs.

Cases (≥ 1,000)

Brazil	43,520
Argentina	21,346
Colombia	20,218
Chile	6,839
Peru	3,818
Uruguay	3,316
Canada	2,237
Paraguay	2,075
Bolivia	1,760
Costa Rica	1,405
Venezuela	1,357
Mexico	1,307
Cuba	1,100

Deaths (≥ 100)

Brazil	874
Colombia	535
Argentina	348
Peru	140
Chile	132

COVID-19 – Highlights

- On 31 May 2021, an expert group convened by the World Health Organization has recommended using letters of the Greek alphabet to name **SARS-CoV-2 variants**, i.e., Alpha, Beta, Gamma, which will be easier and more practical to discuss by non-scientific audiences. Details available [here](#).
- The **Chile Ministry of Health** [stated](#) that **63% of patients hospitalized in ICU had not been vaccinated against COVID-19**. As of 31 May 2021, there are a total of 4,285 patients in ICU, representing a bed occupancy rate of 97% at the national level. Of total hospitalizations in ICU, 3,142 are severe COVID-19 patients, of which 84% require mechanical ventilation.

Region of the Americas

67,472,965 cases

1,653,255 deaths

56
countries/areas/territories affected.

Global

169,712,921 cases

3,533,001 deaths

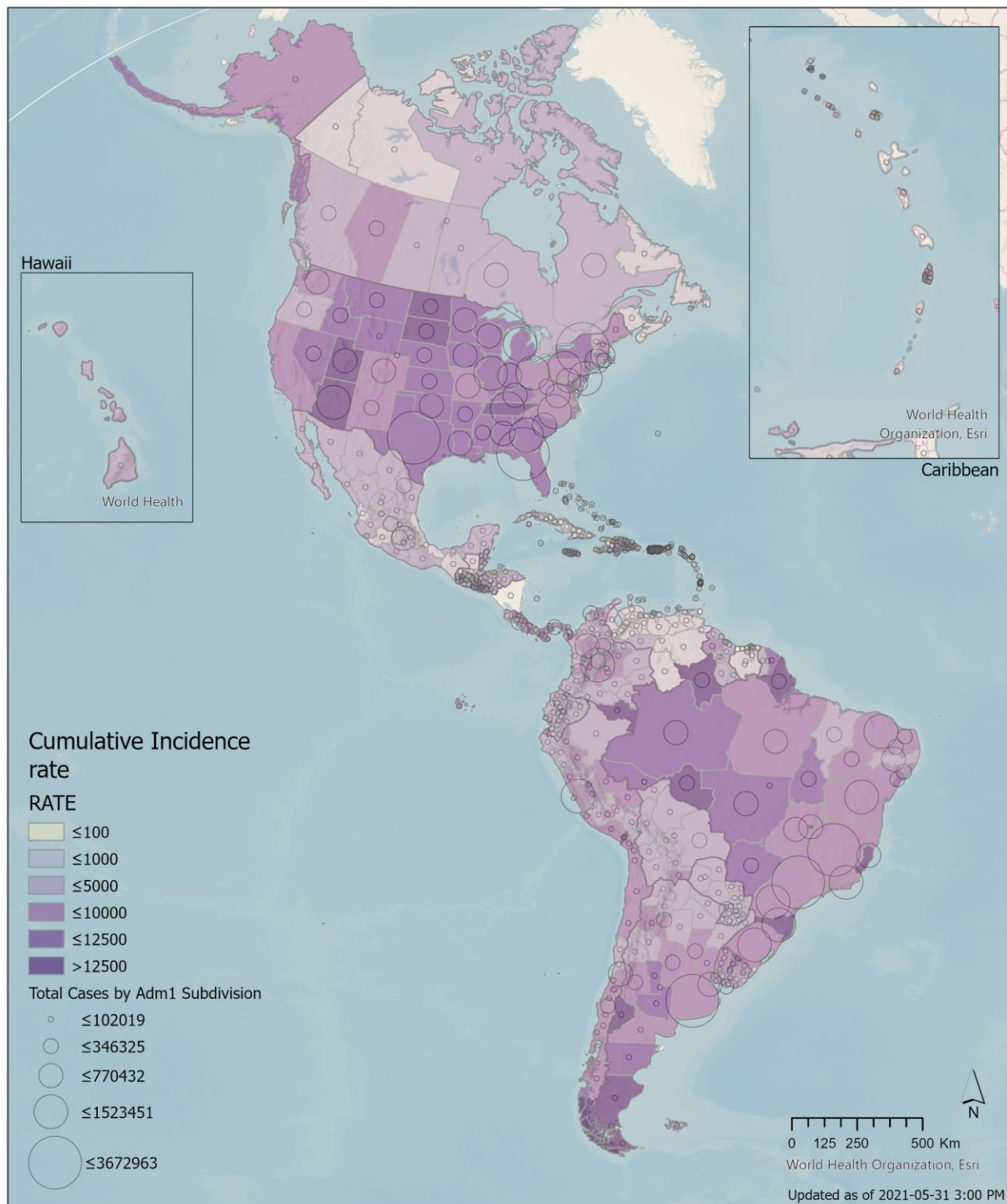
236
countries/areas/territories affected.

Total cases, deaths & CFR (%) among PAHO countries/territories with ≥ 140,000 cumulative cases.

Country/Territory	Cases	Deaths	CFR (%)
United States of America	32,929,178	588,596	1.8%
Brazil	16,515,120	461,931	2.8%
Argentina	3,753,609	77,456	2.1%
Colombia	3,383,279	88,282	2.6%
Mexico	2,412,810	223,507	9.3%
Peru	1,955,469	69,342	3.5%
Canada	1,378,971	25,512	1.9%
Chile	1,384,346	29,300	2.1%
Ecuador	425,841	20,545	4.8%
Panama	377,776	6,370	1.7%
Bolivia	368,474	14,471	3.9%
Paraguay	352,688	9,083	2.6%
Costa Rica	317,845	4,022	1.3%
Dominican Republic	292,786	3,628	1.2%
Uruguay	291,488	4,213	1.4%
Guatemala	254,417	8,165	3.2%
Honduras	237,581	6,316	2.7%
Venezuela	232,800	2,629	1.1%
Puerto Rico	138,690	2,502	1.8%
Cuba	142,266	958	0.7%

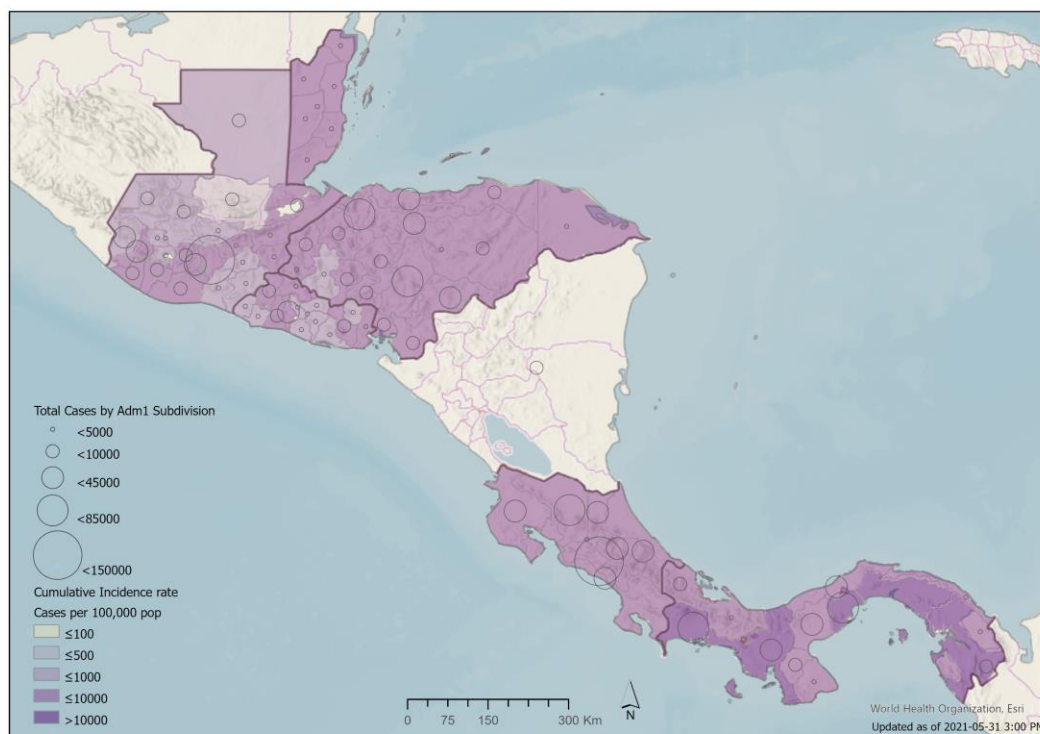
*Numbers may vary due to differences in reporting times.

Map 1. Reported number of cumulative COVID-19 cases in the Region of the Americas and corresponding incidence rate (per 100,000 population) by country/territory. As of 31 May 2021



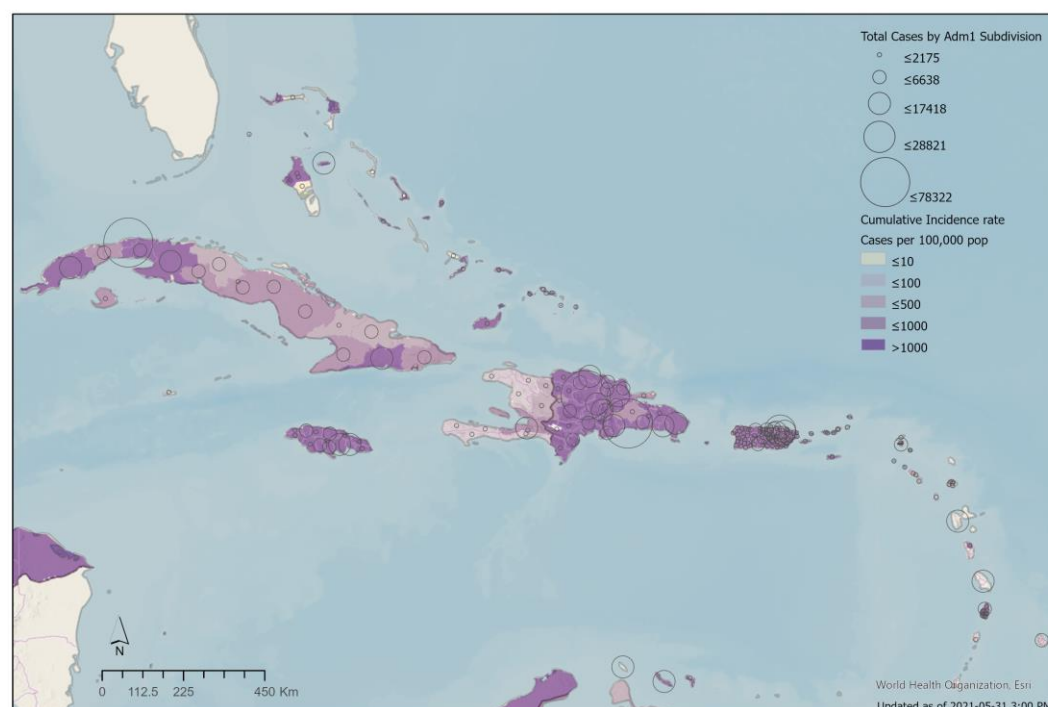
© Pan American Health Organization-World Health Organization 2020. All rights reserved.
The designations employed and the presentation of the material in these maps do not imply the expression of any opinion whatsoever on the part of the Secretariat of the Pan American Health Organization concerning the legal status of any country, territory, city or area or of its authorities, or concerning the delimitation of its frontiers or boundaries. Dotted and dashed lines on maps represent approximate border lines for which there may not yet be full agreement.

Map 2. Reported number of cumulative COVID-19 cases in the Central American sub-region and corresponding incidence rate (per 100,000 population) by country/territory (sub-national level). As of 31 May 2021



© Pan American Health Organization-World Health Organization 2020. All rights reserved.
The designations employed and the presentation of the material in these maps do not imply the expression of any opinion whatsoever on the part of the Secretariat of the Pan American Health Organization concerning the legal status of any country, territory, city or area or of its authorities, or concerning the delimitation of its frontiers or boundaries. Dotted and dashed lines on maps represent approximate border lines for which there may not yet be full agreement.

Map 3. Reported number of cumulative COVID-19 cases in the Caribbean sub-region and corresponding incidence rate (per 100,000 population) by country/territory (sub-national level). As of 31 May 2021



© Pan American Health Organization-World Health Organization 2020. All rights reserved.
The designations employed and the presentation of the material in these maps do not imply the expression of any opinion whatsoever on the part of the Secretariat of the Pan American Health Organization concerning the legal status of any country, territory, city or area or of its authorities, or concerning the delimitation of its frontiers or boundaries. Dotted and dashed lines on maps represent approximate border lines for which there may not yet be full agreement.

Cumulative COVID-19 cases and deaths reported by countries and territories in the Americas, as of 31 May 2021

Updated as of 3 PM

Sub-Region	Country/Territory	Cases	Deaths	Transmission Type
North America	Canada	1,378,971	25,512	Community transmission
	Mexico	2,412,810	223,507	Community transmission
	United States of America (the)	32,929,178	588,596	Community transmission
	Subtotal	36,720,959	837,615	
Central America	Belize	12,791	324	Community transmission
	Costa Rica	317,845	4,022	Community transmission
	El Salvador	73,246	2,249	Community transmission
	Guatemala	254,417	8,165	Community transmission
	Honduras	237,581	6,316	Community transmission
	Nicaragua	5,833	186	Community transmission
	Panama	377,776	6,370	Community transmission
	Subtotal	1,279,489	27,632	
South America	Argentina	3,753,609	77,456	Community transmission
	Bolivia (the Plurinational State of)	368,474	14,471	Community transmission
	Brazil	16,515,120	461,931	Community transmission
	Chile	1,384,346	29,300	Community transmission
	Colombia	3,383,279	88,282	Community transmission
	Ecuador	425,841	20,545	Community transmission
	Paraguay	352,688	9,083	Community transmission
	Peru	1,955,469	69,342	Community transmission
	Uruguay	291,488	4,213	Community transmission
	Venezuela (Bolivarian Republic of)	232,800	2,629	Community transmission
	Subtotal	28,663,114	777,252	



Caribbean and Atlantic Ocean Islands	Anguilla	109		Clusters of cases
	Antigua and Barbuda	1,260	42	Clusters of cases
	Aruba	10,978	107	Community transmission
	Bahamas (the)	11,796	230	Clusters of cases
	Barbados	4,017	47	Community transmission
	Bermuda	2,491	32	Community transmission
	Bonaire	1,586	17	Community transmission
	Cayman Islands	581	2	Sporadic cases
	Cuba	142,266	958	Community transmission
	Curacao	12,272	122	Community transmission
	Dominica	188		Sporadic cases
	Dominican Republic (the)	292,786	3,628	Community transmission
	Falkland Islands (the) [Malvinas]	63		Sporadic cases
	French Guiana	24,036	116	Community transmission
	Grenada	161	1	Sporadic cases
	Guadeloupe	16,874	255	Community transmission
	Guyana	16,910	385	Community transmission
	Haiti	14,565	317	Community transmission
	Jamaica	48,557	948	Community transmission
	Martinique	11,979	95	Community transmission
	Montserrat	20	1	No cases
	Puerto Rico	138,690	2,502	Community transmission
	Saba	7		Sporadic cases
	Saint Barthelemy	1,023	1	Clusters of cases
	Saint Kitts and Nevis	68		Clusters of cases
	Saint Lucia	5,067	79	Community transmission
	Saint Martin	2,009	15	Community transmission
	Saint Pierre and Miquelon	25		No cases
	Saint Vincent and the Grenadines	2,035	12	Community transmission
	Sint Eustatius	20		No cases
	Sint Maarten	2,414	28	Community transmission
	Suriname	14,764	292	Community transmission
	Trinidad and Tobago	23,638	479	Community transmission
	Turks and Caicos	2,417	17	Clusters of cases
	Virgin Islands (UK)	289	1	Clusters of cases
	Virgin Islands (US)	3,442	27	Community transmission
	Subtotal	809,403	10,756	
	Total	67,472,965	1,653,255	

Table notes on the next page

NOTES: Case and death counts may include both confirmed and probable classifications depending on the reporting Member State.

- Antibody tests, including rapid diagnostic tests (RDTs) based on antibody detection, are not recommended for use by PAHO/WHO in clinical diagnosis. Antigen-detecting RDTs may be used following the WHO 11 September 2020 Guidance, available at: <https://bit.ly/2FxK2fs>
- Data is updated on a weekly basis for Guadeloupe, Martinique, Nicaragua, Saint Barthelemy, Saint Martin, and Saint Pierre and Miquelon.
- As of 11 November 2020, the previously aggregated Bonaire, Saba and Sint Eustatius are now being presented separately in the table.
- *A dispute exists between the Governments of Argentina and the United Kingdom of Great Britain and Northern Ireland concerning sovereignty over the Falkland Islands (the) (Malvinas)

Argentina: On 14 March 2021, due to daylight savings time observed in Eastern Standard Time zone, the Argentina data is no longer published by 3:00PM EST same day and is henceforth included in the following day table. Between 22 February and 14 March 2021, the data had corresponded to the same date.

Bahamas: According to the 27 May 2021 Bahamas Ministry of Health (MoH) publication, there are a total of 27 additional deaths under investigation, available at: <https://bit.ly/3uqVMnb>

Ecuador: According to a 6 September Ecuador Ministry of Public Health press release, only cases confirmed by RT-PCR will be reported; previously, cases who tested positive by either RT-PCR or RDTs were reported, resulting in the exclusion of 8,956 cases. Available at: <https://bit.ly/3h2EWEA>

Guadeloupe: Deaths are aggregated for Guadeloupe, Saint Martin and Saint Barthelemy in Santé Publique France weekly publications; death counts for Guadeloupe are calculated subtracting deaths in Saint Martin and Saint Barthelemy. Available at: <https://bit.ly/39UMysd>

Jamaica: According to the latest Jamaica Ministry of Health and Wellness press release, there are a total of 144 additional deaths under investigation, available at: <https://bit.ly/3qAwIJo>

Nicaragua: Please note there are discrepancies with the data published by the Citizen's Observatory COVID-19 Nicaragua as of 26 May 2021. Available at: <https://bit.ly/3pw7ZVR>

Peru: Aggregated case total as reported by the Peru MoH; disaggregated data available is 582,902 by RT-PCR + 452,553 by antigen tests + 920,014 by other RDTs. Antibody tests, including RDTs based on antibody detection, are not recommended for use by PAHO/WHO in clinical diagnosis. Antigen-detecting RDTs may be used following the WHO 11 September 2020 Guidance, available at: <https://bit.ly/3fJVKTM>

Puerto Rico: Aggregated case total as reported by the Puerto Rico Department of Health (DoH); 122,040 were positive by RT-PCR and 16,650 were positive by antigen tests; previously, cases who tested positive by either RT-PCR or serological RDTs were reported, resulting in the exclusion of 33,965 cases. Available at: <https://bit.ly/2VvjksQ>

United States of America: Case and death counts include both confirmed and probable classifications, as published on the U.S. Centers for Disease Control and Prevention (US CDC) website on 30-May. Excludes American Samoa, Federated States of Micronesia, Guam, Commonwealth of the Northern Marianas, Puerto Rico, Palau, Republic of Marshall Islands and the United States Virgin Islands. Case and death counts may differ from other US CDC data sources because these are provisional counts which are subject to change, including updates to data reported previously, adjustments can occur. Sources: <https://bit.ly/2RSpap5> and <https://bit.ly/2RVI2n6>. In observance of Memorial Day, the COVID tracker will not update on 31 May 2021.

Uruguay: According to the latest Uruguay Ministry of Public Health report, the total notes 13 positive cases reported in the last 24 hours were excluded from the total. Available at: <https://bit.ly/3p4YJJ8>

DATA ADJUSTMENTS: Differences in the total number of cases and/or deaths and respective % increases reflect the following adjustment(s):

Antigua and Barbuda: The Antigua and Barbuda Ministry of Health retrospectively released data. Cases have been retrospectively adjusted for 30 May 2021 to align with the Antigua and Barbuda MoH indicating 1,260 cases. Available at: <https://bit.ly/34w08yP>

Bahamas: The Bahamas Ministry of Health retrospectively released data. Cases have been retrospectively adjusted for 29 and 30 May 2021 to align with the Bahamas MoH indicating 11,760 cases including 230 deaths, and 11,796 cases, respectively. Available at: <https://bit.ly/3vFv8Z8> and <https://bit.ly/3fDNVid>

Costa Rica: The Costa Rica MoH retrospectively released data for 29 May 2021, indicating 301,664 cases, including 3,797 deaths, respectively, this has been retrospectively adjusted in the Americas 30 May 2021 table. Available at: <https://bit.ly/2RSdkvw>

Dominican Republic: Cases have been retrospectively adjusted for 30 May 2021 to align with the Dominican Republic MoH indicating 291,910 cases. Available at: <https://bit.ly/3wKcvDy>

Guatemala: The Guatemala Ministry of Health released data for 30 May 2021 after the 3pm cut off. Cases and deaths have been retrospectively adjusted for 30 May 2021 to align with the Guatemala MoH indicating 254,225 cases including 8,137 deaths. Available at: <https://bit.ly/3p73HvH>

Saint Vincent and the Grenadines: Cases have been retrospectively adjusted for 30 May 2021 to align with the Saint Vincent and the Grenadines MoH indicating 2,035 cases. Available at: <https://bit.ly/3fEA3Eq>