

Region of the Americas Update

3 PM WDC. 30 May 2021

Last 24 hours *

175,800	Additional cases
4,382	Additional deaths
0.26%	Relative increase in cases
0.27%	Relative increase in deaths
24	Countries/territories reporting new cases
23	Countries/territories reporting new deaths

Highest numbers of cases & deaths in the last 24 hrs.*

Cases (≥ 1,000)

Brazil	79,670
Argentina	29,841
Colombia	20,494
United States	12,677
Chile	7,751
Uruguay	5,974
Peru	4,096
Mexico	2,725
Canada	2,459
Paraguay	2,429
Bolivia	2,144
Venezuela	1,296

Deaths (≥ 100)

Brazil	2,012
Colombia	540
Argentina	415
Mexico	383
United States	304
Peru	224

Region of the Americas

67,354,733 cases

1,650,789 deaths

56

countries/areas/territories affected.

Global

169,772,451 cases

3,534,964 deaths

236

countries/areas/territories affected.

Total cases, deaths & CFR (%) among PAHO countries/territories with ≥ 100,000 cumulative cases.

Country/Territory	Cases	Deaths	CFR (%)
United States of America	32,929,178	588,596	1.8%
Brazil	16,471,600	461,057	2.8%
Argentina	3,732,263	77,108	2.1%
Colombia	3,363,061	87,747	2.6%
Mexico	2,411,503	223,455	9.3%
Peru	1,951,651	69,202	3.5%
Chile	1,377,507	29,168	2.1%
Canada	1,376,734	25,478	1.9%
Ecuador	425,841	20,545	4.8%
Panama	377,428	6,369	1.7%
Bolivia	366,714	14,435	3.9%
Paraguay	350,613	8,987	2.6%
Costa Rica	314,102	3,962	1.3%
Dominican Republic	290,526	3,628	1.2%
Uruguay	288,172	4,176	1.4%
Guatemala	253,837	8,121	3.2%
Honduras	236,952	6,296	2.7%
Venezuela	231,443	2,615	1.1%
Cuba	141,166	950	0.7%
Puerto Rico	138,579	2,501	1.8%

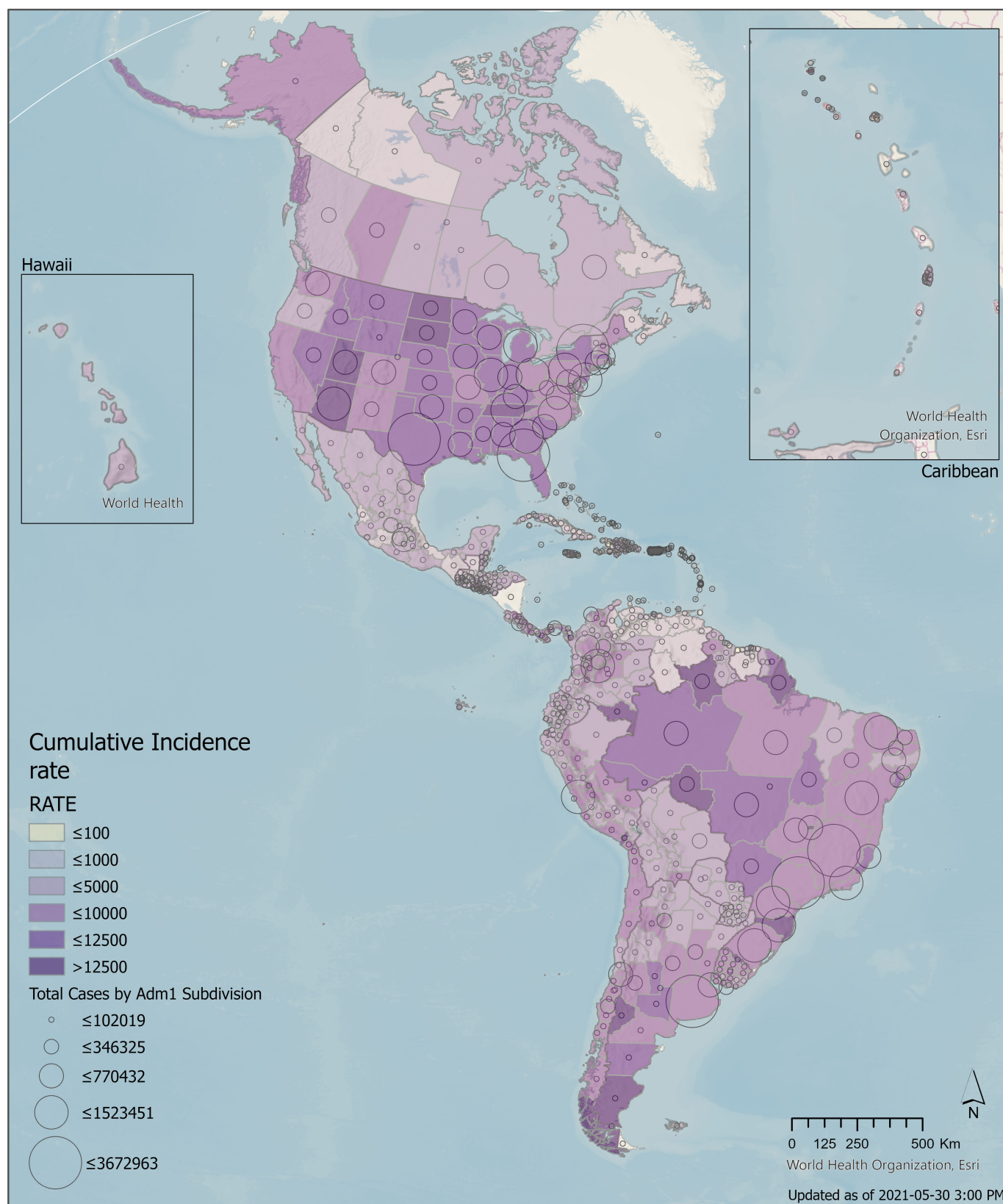
COVID-19 – Highlights

The [Uruguay Minister of Public Health shared the findings of a vaccine effectiveness study](#) carried out on 842,045 fully vaccinated persons. The study finds that the Sinovac and Pfizer vaccines provide effective protective defense against COVID-19. The number of fatal cases is reduced by 97% with the Sinovac vaccine and 80% with the Pfizer vaccine.

The [Ecuador Minister of Public Health confirmed the national vaccination plan will move into the next phase on 31 May](#). A computer system developed by the National Council Electoral (CNE) which will allow citizens to find a vaccination station and find available times for immunization. All information will be disseminated on this system to allow citizens transparent and easy access to vaccines. This system is to help eliminate long lines and reduce waiting times.

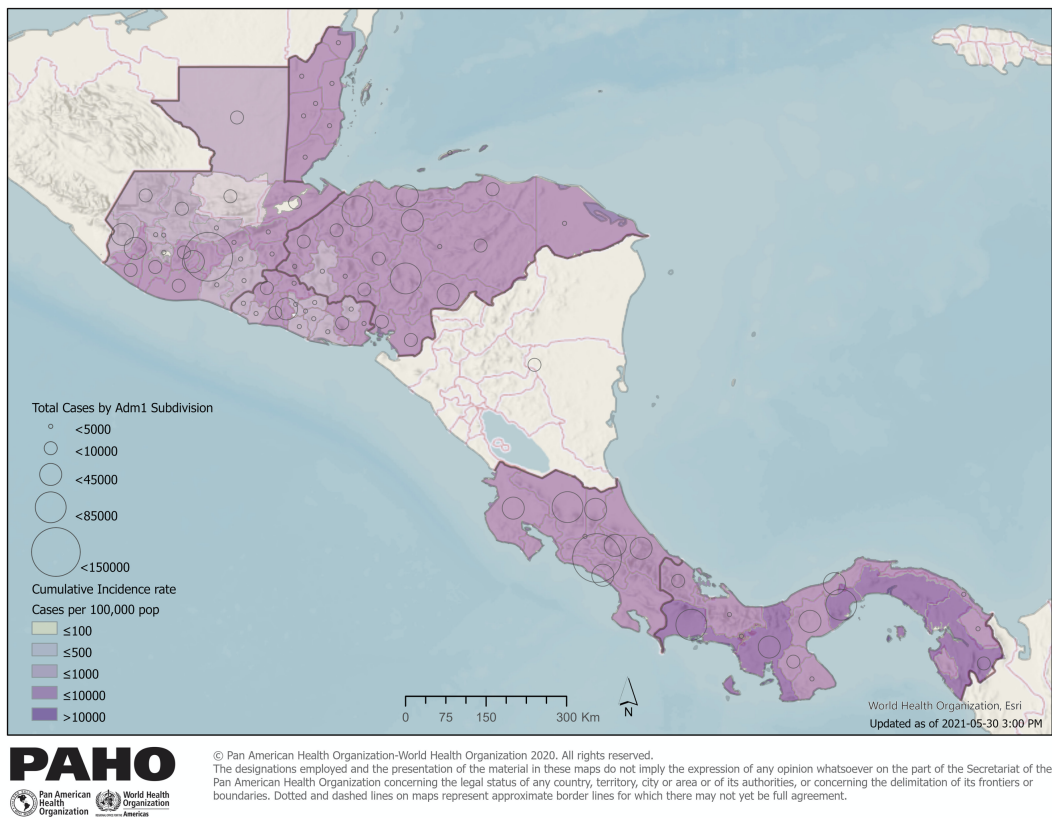
*Numbers may vary due to differences in reporting times.

Map 1. Reported number of cumulative COVID-19 cases in the Region of the Americas and corresponding incidence rate (per 100,000 population) by country/territory. As of 30 May 2021

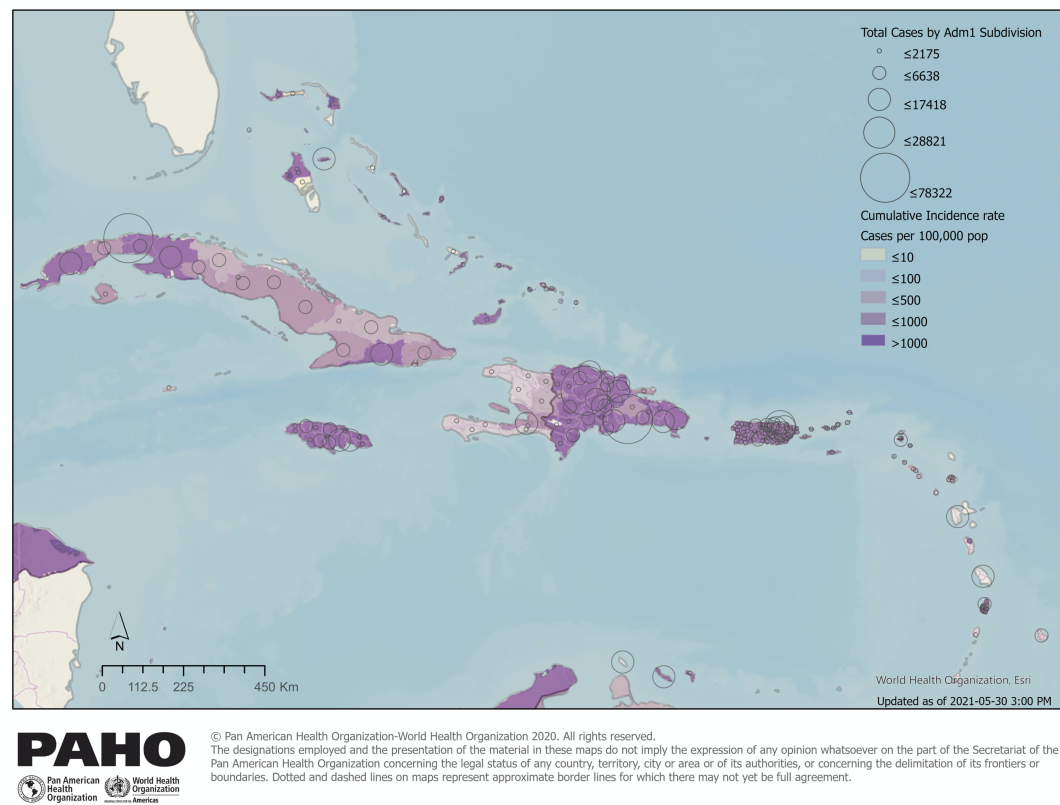

























































© Pan American Health Organization-World Health Organization 2020. All rights reserved.
The designations employed and the presentation of the material in these maps do not imply the expression of any opinion whatsoever on the part of the Secretariat of the Pan American Health Organization concerning the legal status of any country, territory, city or area or of its authorities, or concerning the delimitation of its frontiers or boundaries. Dotted and dashed lines on maps represent approximate border lines for which there may not yet be full agreement.



























































Map 2. Reported number of cumulative COVID-19 cases in the Central American sub-region and corresponding incidence rate (per 100,000 population) by country/territory (sub-national level). As of 30 May 2021



Map 3. Reported number of cumulative COVID-19 cases in the Caribbean sub-region and corresponding incidence rate (per 100,000 population) by country/territory (sub-national level). As of 30 May 2021



<div> <div>  <div> Pan American Health Organization </div> </div> <div>  <div> World Health Organization </div> </div> </div> <div> <div> <div>COVID-19 situation reported by</div> <div>countries and territories in the Americas,</div> <div>as of 30 May 2021</div> <div>Updated as of 3 PM</div> </div> </div>								
Sub-Region	Country/Territory	Cases			Deaths			Transmission Type
		7 Day MA* Trend	Cummulative	7day % change	7 Day MA* Trend	Cummulative	7day % change	
North America	Canada		1,376,734	-36%		25,478	-7%	Community transmission
	Mexico		2,411,503	10%		223,455	53%	Community transmission
	United States of America (the)		32,929,178	-19%		588,596	11%	Community transmission
	Subtotal		36,717,415			837,529		
Central America	Belize		12,791	-46%		324	0%	Community transmission
	Costa Rica		314,102	-23%		3,962	-27%	Community transmission
	El Salvador		73,246	38%		2,245	0%	Community transmission
	Guatemala		253,837	7%		8,121	7%	Community transmission
	Honduras		236,952	-22%		6,296	-19%	Community transmission
	Nicaragua		5,833	24%		186	0%	Community transmission
	Panama		377,428	13%		6,369	28%	Community transmission
	Subtotal		1,274,189			27,503		
South America	Argentina		3,732,263	-3%		77,108	0%	Community transmission
	Bolivia (the Plurinational State of)		366,714	11%		14,435	26%	Community transmission
	Brazil		16,471,600	-8%		461,057	-5%	Community transmission
	Chile		1,377,507	10%		29,168	-5%	Community transmission
	Colombia		3,363,061	42%		87,747	2%	Community transmission
	Ecuador		425,841	-20%		20,545	-29%	Community transmission
	Paraguay		350,613	8%		8,987	7%	Community transmission
	Peru		1,951,651	-15%		69,202	-26%	Community transmission
	Uruguay		288,172	9%		4,176	-7%	Community transmission
	Venezuela (Bolivarian Republic of)		231,443	20%		2,615	-1%	Community transmission
	Subtotal		28,558,865			775,040		
Caribbean and Atlantic Ocean Islands	Anguilla		109	0%				Clusters of cases
	Antigua and Barbuda		1,259	-86%		42	0%	Clusters of cases
	Aruba		10,957	-2%		107	-50%	Community transmission
	Bahamas (the)		11,745	-47%		229	-50%	Clusters of cases
	Barbados		4,012	-19%		47	-100%	Community transmission
	Bermuda		2,491	-86%		32	0%	Community transmission
	Bonaire		1,585	-69%		17	0%	Community transmission

Caribbean and Atlantic Ocean Islands	Cayman Islands		581	-22%		2	0%	Sporadic cases
	Cuba		141,166	-6%		950	0%	Community transmission
	Curacao		12,271	-77%		122	-100%	Community transmission
	Dominica		188	-33%				Sporadic cases
	Dominican Republic (the)		290,526	4%		3,628	-8%	Community transmission
	Falkland Islands (the)		63	0%				Sporadic cases
	French Guiana		23,763	-25%		116	0%	Community transmission
	Grenada		161	0%		1	0%	Sporadic cases
	Guadeloupe		16,874	-18%		255	-100%	Community transmission
	Guyana		16,822	-4%		382	59%	Community transmission
	Haiti		14,351	0%		309	24%	Community transmission
	Jamaica		48,467	-21%		945	-51%	Community transmission
	Martinique		11,979	58%		95	-33%	Community transmission
	Montserrat		20	0%		1	0%	No cases
	Puerto Rico		138,579	-26%		2,501	-22%	Community transmission
	Saba		7	0%				Sporadic cases
	Saint Barthelemy		1,023	17%		1	0%	Clusters of cases
	Saint Kitts and Nevis		68	129%				Clusters of cases
	Saint Lucia		5,053	-15%		77	-100%	Community transmission
	Saint Martin		2,009	104%		15	-100%	Community transmission
	Saint Pierre and Miquelon		25	0%				No cases
	Saint Vincent and the Grenadines		2,027	58%		12	0%	Community transmission
	Sint Eustatius		20	0%				No cases
	Sint Maarten		2,404	-22%		28	0%	Community transmission
	Suriname		14,515	44%		288	105%	Community transmission
	Trinidad and Tobago		23,001	0%		470	18%	Community transmission
	Turks and Caicos		2,412	-40%		17	0%	Clusters of cases
	Virgin Islands (UK)		289	0%		1	0%	Clusters of cases
	Virgin Islands (US)		3,442	3%		27	0%	Community transmission
	Subtotal		804,264			10,717		
Total			67,354,733			1,650,789		

* 7 Day Moving Average

Legend

>50% increase
10% to 50% increase
10 to -10% change
10% to 50% decrease
>50% decrease

Table notes on the next page.

NOTES: Case and death counts may include both confirmed and probable classifications depending on the reporting Member State.

- Antibody tests, including rapid diagnostic tests (RDTs) based on antibody detection, are not recommended for use by PAHO/WHO in clinical diagnosis. Antigen-detecting RDTs may be used following the WHO 11 September 2020 Guidance, available at: <https://bit.ly/2FxK2fs>.
- Data is updated on a weekly basis for Guadeloupe, Martinique, Nicaragua, Saint Barthelemy, Saint Martin, and Saint Pierre and Miquelon.
- As of 11 November 2020, the previously aggregated Bonaire, Saba and Sint Eustatius are now being presented separately in the table.
- *A dispute exists between the Governments of Argentina and the United Kingdom of Great Britain and Northern Ireland concerning sovereignty over the Falkland Islands (the) (Malvinas)

Argentina: On 14 March 2021, due to daylight savings time observed in Eastern Standard Time zone, the Argentina data is no longer published by 3:00PM EST same day and is henceforth included in the following day table. Between 22 February and 14 March 2021, the data had corresponded to the same date.

Bahamas: According to the 27 May 2021 Bahamas Ministry of Health (MoH) publication, there are a total of 26 additional deaths under investigation, available at: <https://bit.ly/3uqVMnb>.

Ecuador: According to a 6 September Ecuador Ministry of Public Health press release, only cases confirmed by RT-PCR will be reported; previously, cases who tested positive by either RT-PCR or RDTs were reported, resulting in the exclusion of 8,956 cases. Available at: <https://bit.ly/3h2EWEA>.

Guadeloupe: Deaths are aggregated for Guadeloupe, Saint Martin and Saint Barthelemy in Santé Publique France weekly publications; death counts for Guadeloupe are calculated subtracting deaths in Saint Martin and Saint Barthelemy. Available at: <https://bit.ly/39UMysd>.

Jamaica: According to the latest Jamaica Ministry of Health and Wellness press release, there are a total of 144 additional deaths under investigation, available at: <https://bit.ly/3qAwIJo>.

Nicaragua: Please note there are discrepancies with the data published by the Citizen's Observatory COVID-19 Nicaragua as of 26 May 2021. Available at: <https://bit.ly/3pw7ZVR>.

Peru: Aggregated case total as reported by the Peru MoH; disaggregated data available is 581,145 by RT-PCR + 447,622 by antigen tests + 918,788 by other RDTs. Antibody tests, including RDTs based on antibody detection, are not recommended for use by PAHO/WHO in clinical diagnosis. Antigen-detecting RDTs may be used following the WHO 11 September 2020 Guidance, available at: <https://bit.ly/3fjVKTM>.

Puerto Rico: Aggregated case total as reported by the Puerto Rico Department of Health (DoH); 121,955 were positive by RT-PCR and 16,624 were positive by antigen tests; previously, cases who tested positive by either RT-PCR or serological RDTs were reported, resulting in the exclusion of 33,965 cases. Available at: <https://bit.ly/2VvjksQ>.

United States of America: Case and death counts include both confirmed and probable classifications, as published on the U.S. Centers for Disease Control and Prevention (US CDC) website on 21-May. Excludes American Samoa, Federated States of Micronesia, Guam, Commonwealth of the Northern Marianas, Puerto Rico, Palau, Republic of Marshall Islands and the United States Virgin Islands. Case and death counts may differ from other US CDC data sources because these are provisional counts which are subject to change, including updates to data reported previously, adjustments can occur. Sources: <https://bit.ly/2RSap5> and <https://bit.ly/2RVl2n6>.

Uruguay: According to the latest Uruguay Ministry of Public Health report, the total notes 1 positive cases reported in the last 24 hours were excluded from the total. Available at: <https://bit.ly/3yOy1ZN>.