

Region of the Americas Update

Last 24 hours *

- 197,170** Additional cases
- 5,169** Additional deaths
- 0.30%** Relative increase in cases
- 0.32%** Relative increase in deaths
- 35** Countries/territories reporting new cases
- 26** Countries/territories reporting new deaths

Highest numbers of cases & deaths in the last 24 hrs.*

Cases (≥ 1,000)

Brazil	67,467
Argentina	41,080
Colombia	25,092
United States	22,401
Chile	8,658
Peru	4,809
Uruguay	3,937
Paraguay	3,136
Mexico	3,050
Bolivia	3,018
Canada	2,967
Costa Rica	2,436

Deaths (≥ 100)

Brazil	2,245
United States	659
Argentina	547
Colombia	513
Mexico	429
Peru	182

Region of the Americas

67,001,389 cases

1,641,040 deaths

56

countries/areas/territories affected.

Global

168,795,541 cases

3,512,649 deaths

236

countries/areas/territories affected.

Total cases, deaths & CFR (%) among PAHO countries/territories with ≥ 100,000 cumulative cases.

COVID-19 – Highlights

The [Anguilla Office of the Governor announced](#), that there are no active cases of Covid-19, and no further positive cases reported. As of today, the shelter in place order and restrictions on business operation and movement of persons will be removed. On 1 June, a full re-opening of schools will take place.

The [Uruguay National Vaccination Strategy](#) has moved into the next phase named “Pueblo a Pueblo” which is focused on immunizing small towns that are far from capitals across the country. The strategy hopes to reach more than 150,000 people who have difficulty accessing vaccines. The strategy was launched 24 May and was able to deliver 6,492 doses to 40 towns in 17 departments on the first day. Vaccines are projected to reach more than 300 towns within two to three weeks.

*Numbers may vary due to differences in reporting times.

Country/Territory	Cases	Deaths	CFR (%)
United States of America	32,891,410	587,549	1.8%
Brazil	16,342,162	456,674	2.8%
Argentina	3,663,215	76,135	2.1%
Colombia	3,319,193	86,693	2.6%
Mexico	2,405,772	222,661	9.3%
Peru	1,942,054	68816	3.5%
Canada	1,371,073	25411	1.9%
Chile	1,361,381	28928	2.1%
Ecuador	423,165	20408	4.8%
Panama	376,237	6361	1.7%
Bolivia	361,580	14312	4.0%
Paraguay	345,357	8800	2.5%
Costa Rica	311,922	3929	1.3%
Dominican Republic	289,288	3623	1.3%
Uruguay	280,372	4066	1.5%
Guatemala	252,929	8094	3.2%
Honduras	235,599	6259	2.7%
Venezuela	228,828	2576	1.1%
Cuba	138,899	933	0.7%
Puerto Rico	138,355	2495	1.8%

Information current as of 28 May 2021, 15h00 EST – Highlighted in grey: Updates with respect to the information published on 21 May 2021

Based on viral genomic sequencing, on 14 December 2020, the authorities of the United Kingdom reported to WHO a SARS-CoV-2 variant known as B.1.1.7; on 18 December 2020, the authorities of the Republic of South Africa reported to WHO a SARS-CoV-2 variant known as B.1.351; and, on 13 January 2021, the authorities of Brazil reported to WHO a SARS-CoV-2 variant known as P.1. SARS-CoV-2 variants B.1.1.7, B.1.351, and P.1 are defined as Variants of Concern (VOC), together with variant B.1.617, identified in India in October 2020.

Starting on 18 December 2020, WHO shared that information with authorities across the globe about SARS-CoV-2 VOCs and VOI, through dedicated channels established under the International Health Regulations (IHR), as well with the public through the WHO web site.^{1,2,3}

International traffic-related measures adopted by States Parties in the Americas in response to the detection of SARS-CoV-2 variants

The table below summarizes international traffic-related measures adopted by States Parties to the IHR in the Region of the Americas in response to the detection of SARS-CoV-2 variants. Measures adopted are consistent with current Temporary Recommendations,^{4,5} issued by the Director-General of WHO in the context of the Public Health Emergency of International Concern (PHEIC), determined on 30 January 2020 according to IHR provisions.

State Party issuing measures	Hyperlinked description of measures and language of publication ⁶	Date information about measures published on governmental web pages/social media accounts	State/s Party/ies concerned by measures issued
Argentina	Spanish Spanish	20-Dec-20 25-Mar-21	United Kingdom Brazil, Chile, Mexico, United Kingdom
Barbados	English	26-Apr-21	Brazil, India, Republic of South Africa
Bermuda, Overseas Territory of the United Kingdom	English	26-Apr-21	Brazil, India, Republic of South Africa
Bolivia	Spanish Spanish	22-Dec-20 06-Jan-21 15-Feb-21 17-Mar-21 01-Apr-21	All European countries Extension Brazil
Brazil	Portuguese Portuguese Portuguese	25-Dec-20 25-Jan-21 14-May-21	United Kingdom Republic of South Africa, United Kingdom Extension, and inclusion of India
Canada ⁷	English English ⁸	19-Feb-21 22-Apr-21	All countries India, Pakistan Extension ⁹

¹ <https://www.who.int/csr/don/21-december-2020-sars-cov2-variant-united-kingdom/en/>

² <https://www.who.int/csr/don/31-december-2020-sars-cov2-variants/en/>

³ Coronavirus disease (COVID-19) Weekly Epidemiological Update and Weekly Operational Update: <https://www.who.int/emergencies/diseases/novel-coronavirus-2019/situation-reports>

⁴ <https://bit.ly/35QAXrZ>

⁵ <https://bit.ly/3szhsho>

⁷ Also reported to PAHO/WHO by the National IHR Focal Point of Canada. On 19 February 2021, the National IHR Focal Point of Canada also reported to PAHO/WHO the following extensions of international traffic-related measures: [Order in Council 2021-0075](#); [Order in Council 2021-0076](#); [Order in Council 2021-0077](#). On 2 March 2021, the National IHR Focal Point of Canada also reported to PAHO/WHO the following extensions of international traffic-related measures: [Interim Order No. 3 Restricting Pleasure Craft Navigation Due to COVID-19](#); [Interim Order No. 5 Respecting Passenger Vessel Restrictions Due to the Coronavirus Disease 2019 \(COVID-19\)](#). On 22 March 2021, the National IHR Focal Point of Canada also reported to PAHO/WHO the following extensions of international traffic-related measures: [Order in Council 2021-0173](#); [Order in Council 2021-0174](#). On 21 April 2021, the National IHR Focal Point of Canada also reported to PAHO/WHO the following extensions of international traffic-related measures: [Order in Council 2021-0313](#); [Order in Council 2021-0314](#); [Order in Council 2021-0315](#). On 21 May 2021, the National IHR Focal Point of Canada also reported to PAHO/WHO the following extensions of international traffic-related measures: [Border measures prohibiting foreign nationals from entering Canada from the United States](#); [Border measures prohibiting foreign nationals from entering Canada from any country other than the United States](#); and [Quarantine, Isolation and Other Obligations](#)

⁸ Also reported to PAHO/WHO by the National IHR Focal Point of Canada

⁹ Also reported to PAHO/WHO by the National IHR Focal Point of Canada

State Party issuing measures	Hyperlinked description of measures and language of publication ⁶	Date information about measures published on governmental web pages/social media accounts	State/s Party/ies concerned by measures issued
Chile	Spanish Spanish	20-Dec-20 01-Apr-21 26-Apr-21	United Kingdom All countries Extension
Colombia ¹⁰	Spanish Spanish Spanish Spanish	20-Dec-20 27-Jan-21 29-Mar-21 19-May-21	United Kingdom Brazil All countries India
Ecuador	Spanish	06-Apr-21	Brazil
Guatemala	Spanish	16-Apr-21 24-May-21	Brazil, Republic of South Africa, United Kingdom Amendment
Honduras	Spanish	29-Mar-21	Republic of South Africa, United Kingdom, South America
Jamaica	English	03-Apr-21 05-May-21 ¹¹	Argentina, Brazil, Chile, Colombia, Paraguay, Peru, United Kingdom Extension, and inclusion of India, Trinidad and Tobago
Panama	Spanish Spanish Spanish	21-Dec-20 29-Mar-21 29-Apr-21	Republic of South Africa, United Kingdom South America Extensions and modifications of all the above
Peru	Spanish Spanish ¹² Spanish Spanish	31-Dec-20 15-Jan-21 27-Jan-21 15-Mar-21 29-Apr-21	All countries Europe, Republic of South Africa (Complements and extensions) Brazil, Republic of South Africa, United Kingdom Extension
Saint Kitts and Nevis	English	9-Feb-21 (video) 05-May-2021	Brazil, Republic of South Africa, United Kingdom Extension, and inclusion of India
Saint Vincent and the Grenadines	English	23-Feb-21	Brazil, Republic of South Africa
Trinidad and Tobago	English	21-Dec-20	United Kingdom

¹⁰ Also reported to PAHO/WHO by the National IHR Focal Point of Colombia

¹¹ Rationale underpinning measures adopted provided by the National IHR Focal Point of Jamaica on 20 May 2021

¹² Also reported to PAHO/WHO by the Ministry of Health of Peru

State Party issuing measures	Hyperlinked description of measures and language of publication ⁶	Date information about measures published on governmental web pages/social media accounts	State/s Party/ies concerned by measures issued
United States ^{13,14}	English English English English ¹⁵	24-Dec-20 12-Jan-21 25-Jan-21 30-Apr-21	United Kingdom All countries Brazil, United Kingdom, Republic of Ireland, Republic of South Africa, Schengen Area ¹⁶ India

International traffic-related measures adopted by States Parties outside the Region of the Americas, including those in response to the detection of SARS-CoV-2 variants, are periodically published on the WHO secure [Event Information Site](#) (EIS), established pursuant to IHR provisions and accessible to National IHR Focal Points.

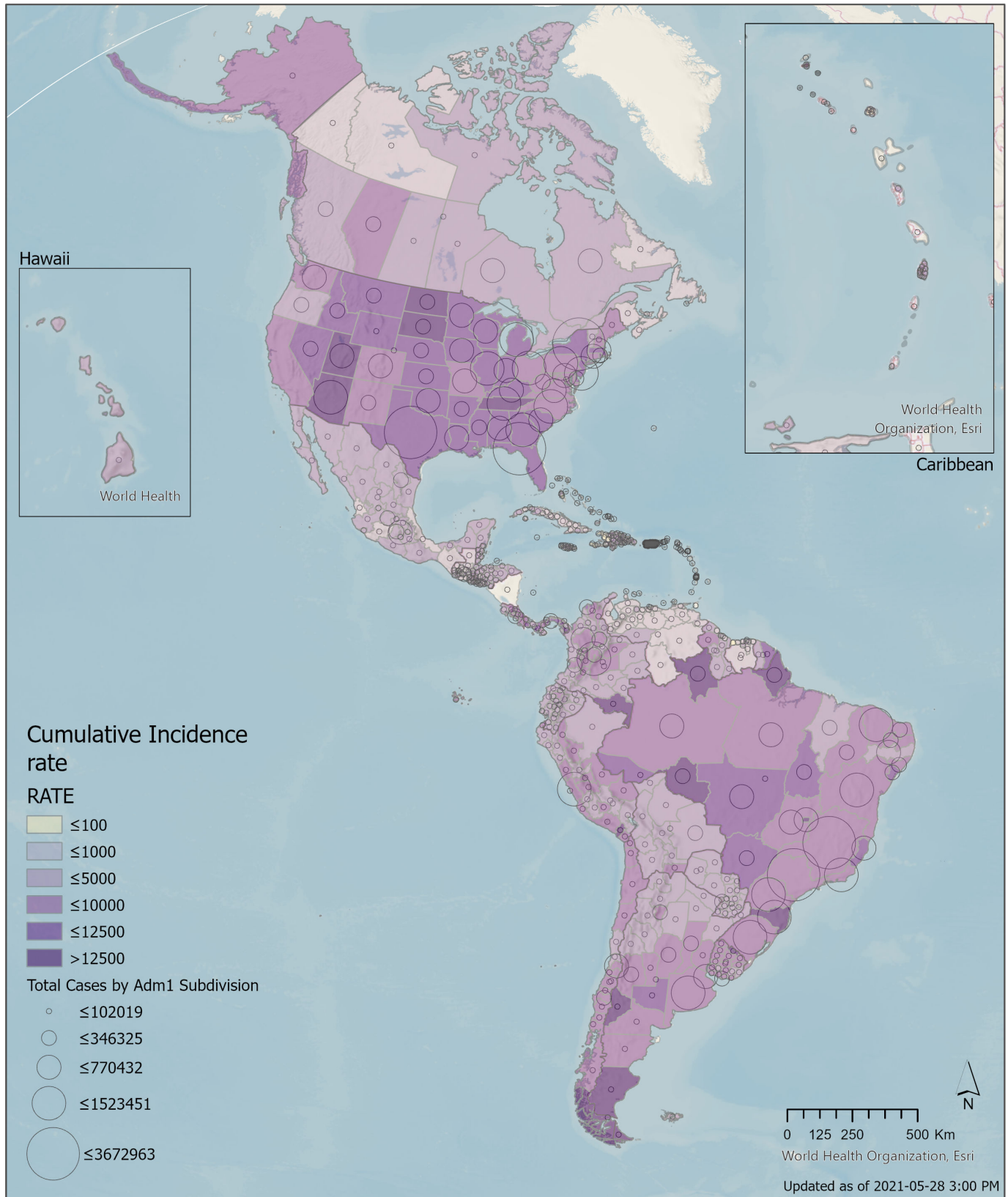
¹³ Also reported to PAHO/WHO by the National IHR Focal Point of the United States

¹⁴ On 18 March 2021, the Government of the United States published the extension, until 21 April 2021, of the following measure: <https://mx.usembassy.gov/travel-restrictions-fact-sheet/>. On 20 April 2021, this measure was **extended** until 21 May 2021. On 20 May 2021, this measure was **extended** until 21 June 2021.

¹⁵ Reported to PAHO/WHO by the National IHR Focal Point of the United States on 3 May 2021

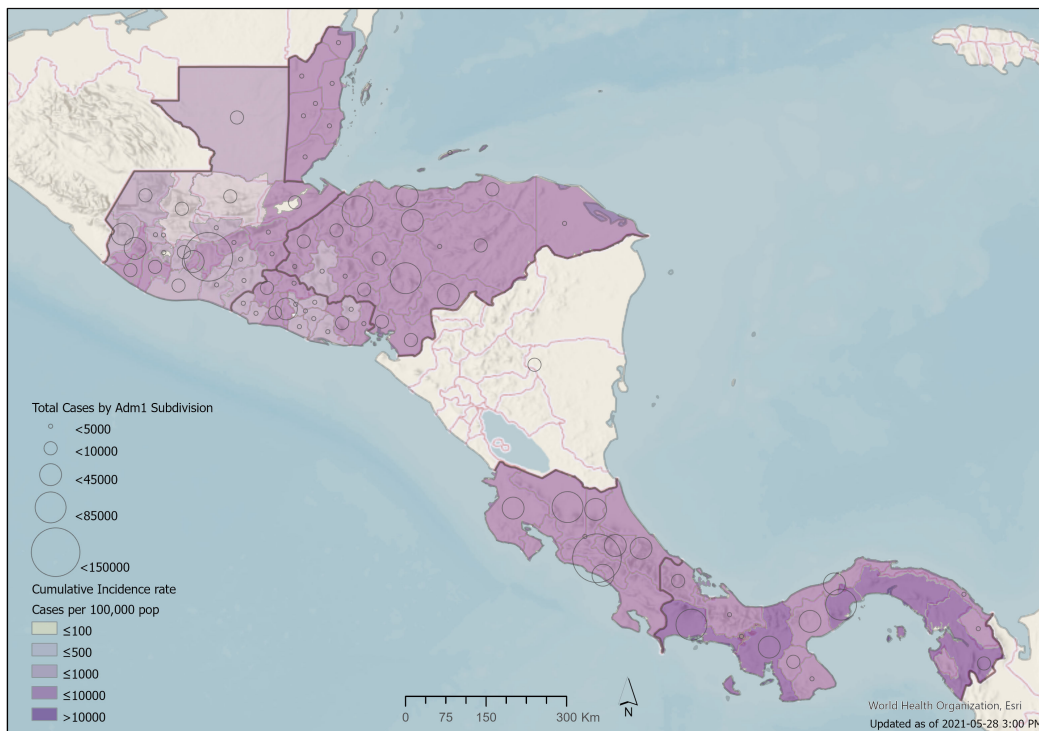
¹⁶ The Schengen Area includes Austria, Belgium, Czech Republic, Denmark, Estonia, Finland, France, Germany, Greece, Hungary, Iceland, Italy, Latvia, Liechtenstein, Lithuania, Luxembourg, Malta, Netherlands, Norway, Poland, Portugal, Slovakia, Slovenia, Spain, Sweden, and Switzerland

Map 1. Reported number of cumulative COVID-19 cases in the Region of the Americas and corresponding incidence rate (per 100,000 population) by country/territory. As of 28 May 2021



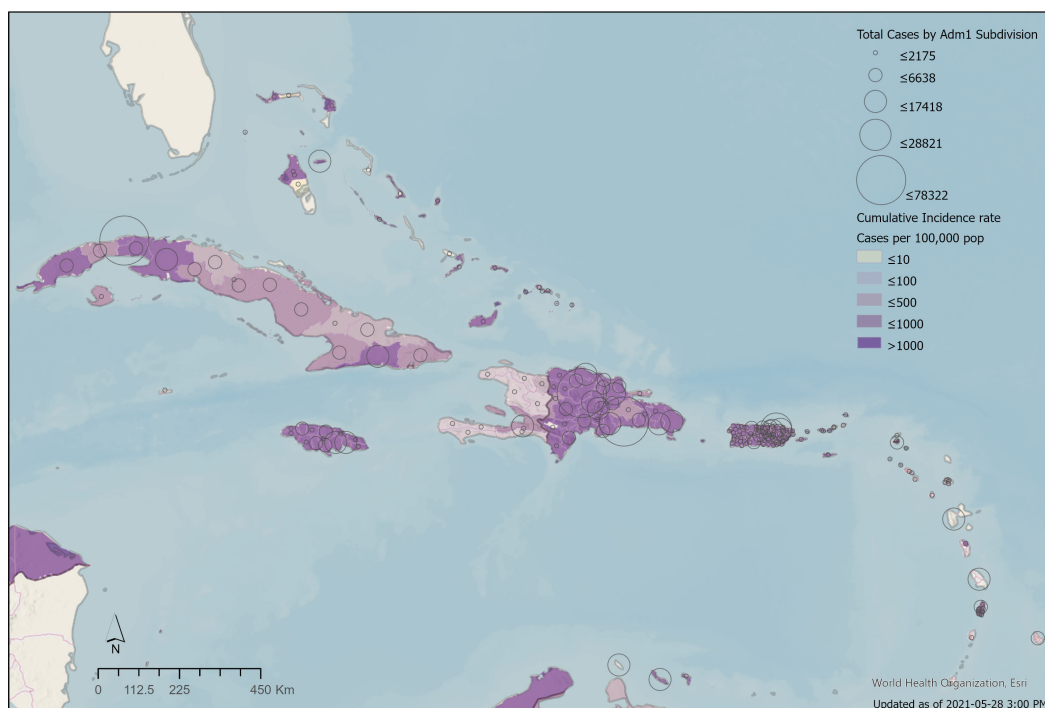
© Pan American Health Organization-World Health Organization 2020. All rights reserved.
The designations employed and the presentation of the material in these maps do not imply the expression of any opinion whatsoever on the part of the Secretariat of the Pan American Health Organization concerning the legal status of any country, territory, city or area or of its authorities, or concerning the delimitation of its frontiers or boundaries. Dotted and dashed lines on maps represent approximate border lines for which there may not yet be full agreement.

Map 2. Reported number of cumulative COVID-19 cases in the Central American sub-region and corresponding incidence rate (per 100,000 population) by country/territory (sub-national level). As of 28 May 2021



© Pan American Health Organization-World Health Organization 2020. All rights reserved.
The designations employed and the presentation of the material in these maps do not imply the expression of any opinion whatsoever on the part of the Secretariat of the Pan American Health Organization concerning the legal status of any country, territory, city or area or of its authorities, or concerning the delimitation of its frontiers or boundaries. Dotted and dashed lines on maps represent approximate border lines for which there may not yet be full agreement.






















































Map 3. Reported number of cumulative COVID-19 cases in the Caribbean sub-region and corresponding incidence rate (per 100,000 population) by country/territory (sub-national level). As of 28 May 2021



© Pan American Health Organization-World Health Organization 2020. All rights reserved.
The designations employed and the presentation of the material in these maps do not imply the expression of any opinion whatsoever on the part of the Secretariat of the Pan American Health Organization concerning the legal status of any country, territory, city or area or of its authorities, or concerning the delimitation of its frontiers or boundaries. Dotted and dashed lines on maps represent approximate border lines for which there may not yet be full agreement.

COVID-19 situation reported by
countries and territories in the Americas,
as of 28 May 2021

Updated as of 3 PM

Sub-Region	Country/Territory	Cases			Deaths			Transmission Type
		7 Day MA* Trend	Cummulative	7day % change	7 Day MA* Trend	Cummulative	7day % change	
North America	Canada		1,371,073	-33%		25,411	5%	Community transmission
	Mexico		2,405,772	4%		222,661	34%	Community transmission
	United States of America		32,891,410	-22%		587,549	16%	Community transmission
	Subtotal		36,668,255			835,621		
Central America	Belize		12,789	-46%		323	0%	Community transmission
	Costa Rica		311,922	-8%		3,929	-13%	Community transmission
	El Salvador		72,821	-54%		2,237	11%	Community transmission
	Guatemala		252,929	13%		8,094	-11%	Community transmission
	Honduras		235,599	-17%		6,259	-15%	Community transmission
	Nicaragua		5,833	24%		186	0%	Community transmission
	Panama		376,237	3%		6,361	81%	Community transmission
Subtotal		1,268,130			27,389			
South America	Argentina		3,663,215	5%		76,135	0%	Community transmission
	Bolivia (the Plurinational State of)		361,580	17%		14,312	43%	Community transmission
	Brazil		16,342,162	-3%		456,674	-8%	Community transmission
	Chile		1,361,381	7%		28,928	-1%	Community transmission
	Colombia		3,319,193	30%		86,693	0%	Community transmission
	Ecuador		423,165	-32%		20,408	-49%	Community transmission
	Paraguay		345,357	28%		8,800	35%	Community transmission
	Peru		1,942,054	-14%		68,816	-19%	Community transmission
	Uruguay		280,372	20%		4,066	1%	Community transmission
	Venezuela (Bolivarian Republic of)		228,828	12%		2,576	-2%	Community transmission
Subtotal		28,267,307			767,408			
Caribbean and Atlantic Ocean Islands	Anguilla		109	0%				Clusters of cases
	Antigua and Barbuda		1,259	0%		42	0%	Clusters of cases
	Aruba		10,957	-2%		107	-50%	Community transmission
	Bahamas (the)		11,745	-7%		229	-17%	Clusters of cases
	Barbados		4,006	24%		47	-100%	Community transmission
	Bermuda		2,491	-62%		32	0%	Community transmission
	Bonaire		1,585	-69%		17	0%	Community transmission

Caribbean and Atlantic Ocean Islands	Cayman Islands		581	-46%		2	0%	Sporadic cases
	Cuba		138,899	-4%		933	31%	Community transmission
	Curacao		12,271	-77%		122	-100%	Community transmission
	Dominica		188	-33%				Sporadic cases
	Dominican Republic (the)		289,288	22%		3,623	-47%	Community transmission
	Falkland Islands (the)		63	0%				Sporadic cases
	French Guiana		23,763	1%		116	0%	Community transmission
	Grenada		161	0%		1	0%	Sporadic cases
	Guadeloupe		16,517	-33%		255	11%	Community transmission
	Guyana		16,654	1%		376	69%	Community transmission
	Haiti		14,128	86%		302	420%	Community transmission
	Jamaica		48,288	-18%		936	-52%	Community transmission
	Martinique		11,789	-33%		93	0%	Community transmission
	Montserrat		20	0%		1	0%	No cases
	Puerto Rico		138,355	-11%		2,495	-36%	Community transmission
	Saba		7	0%				Sporadic cases
	Saint Barthelemy		1,016	-63%		1	0%	Clusters of cases
	Saint Kitts and Nevis		64	1700%				Clusters of cases
	Saint Lucia		5,002	-60%		77	-100%	Community transmission
	Saint Martin		1,895	-10%		15	0%	Community transmission
	Saint Pierre and Miquelon		25	0%				No cases
	Saint Vincent and the Grenadines		2,006	47%		12	0%	Community transmission
	Sint Eustatius		20	0%				No cases
	Sint Maarten		2,404	-22%		28	0%	Community transmission
	Suriname		14,012	44%		275	84%	Community transmission
	Trinidad and Tobago		21,987	10%		440	16%	Community transmission
	Turks and Caicos		2,411	33%		17	0%	Clusters of cases
	Virgin Islands (UK)		289	0%		1	0%	Clusters of cases
Virgin Islands (US)		3,442	97%		27	0%	Community transmission	
Subtotal		797,697			10,622			
Total		67,001,389			1,641,040			

* 7 Day Moving Average

Legend

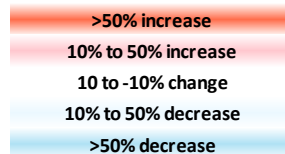


Table notes on the next page.

NOTES: Case and death counts may include both confirmed and probable classifications depending on the reporting Member State.

• Antibody tests, including rapid diagnostic tests (RDTs) based on antibody detection, are not recommended for use by PAHO/WHO in clinical diagnosis. Antigen-detecting RDTs may be used following the WHO 11 September 2020 Guidance, available at:

<https://bit.ly/2FxFK2fs>.

- Data is updated on a weekly basis for Guadeloupe, Martinique, Nicaragua, Saint Barthelemy, Saint Martin, and Saint Pierre and Miquelon.
- As of 11 November 2020, the previously aggregated Bonaire, Saba and Sint Eustatius are now being presented separately in the table.
- *A dispute exists between the Governments of Argentina and the United Kingdom of Great Britain and Northern Ireland concerning sovereignty over the Falkland Islands (the) (Malvinas)

Argentina: On 14 March 2021, due to daylight savings time observed in Eastern Standard Time zone, the Argentina data is no longer published by 3:00PM EST same day and is henceforth included in the following day table. Between 22 February and 14 March 2021, the data had corresponded to the same date.

Bahamas: According to the 27 May 2021 Bahamas Ministry of Health (MoH) publication, there are a total of 26 additional deaths under investigation, available at: <https://bit.ly/3uqVMnb>.

Ecuador: According to a 6 September Ecuador Ministry of Public Health press release, only cases confirmed by RT-PCR will be reported; previously, cases who tested positive by either RT-PCR or RDTs were reported, resulting in the exclusion of 8,956 cases. Available at: <https://bit.ly/3h2EWEA>.

Guadeloupe: Deaths are aggregated for Guadeloupe, Saint Martin and Saint Barthelemy in Santé Publique France weekly publications; death counts for Guadeloupe are calculated subtracting deaths in Saint Martin and Saint Barthelemy. Available at: <https://bit.ly/39UMysd>.

Jamaica: According to the latest Jamaica Ministry of Health and Wellness press release, there are a total of 145 additional deaths under investigation, available at: <https://bit.ly/3qAwlJo>.

Nicaragua: Please note there are discrepancies with the data published by the Citizen's Observatory COVID-19 Nicaragua as of 19 May 2021. Available at: <https://bit.ly/3pw7ZVR>.

Peru: Aggregated case total as reported by the Peru MoH; disaggregated data available is 578,215 by RT-PCR + 441,727 by antigen tests + 917,303 by other RDTs. Antibody tests, including RDTs based on antibody detection, are not recommended for use by PAHO/WHO in clinical diagnosis. Antigen-detecting RDTs may be used following the WHO 11 September 2020 Guidance, available at: <https://bit.ly/3fjVKTM>.

Puerto Rico: Aggregated case total as reported by the Puerto Rico Department of Health (DoH); 121,775 were positive by RT-PCR and 16,580 were positive by antigen tests; previously, cases who tested positive by either RT-PCR or serological RDTs were reported, resulting in the exclusion of 33,965 cases. Available at: <https://bit.ly/2VvjksQ>.

United States of America: Case and death counts include both confirmed and probable classifications, as published on the U.S. Centers for Disease Control and Prevention (US CDC) website on 21-May. Excludes American Samoa, Federated States of Micronesia, Guam, Commonwealth of the Northern Marianas, Puerto Rico, Palau, Republic of Marshall Islands and the United States Virgin Islands. Case and death counts may differ from other US CDC data sources because these are provisional counts which are subject to change, including updates to data reported previously, adjustments can occur. Sources: <https://bit.ly/2RSpap5> and <https://bit.ly/2RVI2n6>.

Uruguay: According to the latest Uruguay Ministry of Public Health report, the total notes 5 positive cases reported in the last 24 hours were excluded from the total. Available at: <https://bit.ly/3c0XgOM>.

DATA ADJUSTMENTS: Differences in the total number of cases and/or deaths and respective % increases reflect the following adjustment(s):

Bahamas: The Bahamas Ministry of Health retrospectively released data. Cases have been retrospectively adjusted for 27 May 2021 to align with the Bahamas MoH indicating 11,684 cases and 229 deaths. Available at: <https://bit.ly/3yHYTdU>.

United States Virgin Islands: The US VI Department of Health retrospectively released data. Cases have been adjusted for 27 May 2021 indicating 3,425 cases. Available at: <https://bit.ly/2SjlcE5>.