

## Region of the Americas Update

3 PM WDC. 16 May 2021

### Last 24 hours \*

<b>171,661</b>	Additional cases
<b>4,408</b>	Additional deaths
<b>0.27%</b>	Relative increase in cases
<b>0.28%</b>	Relative increase in deaths
<b>28</b>	Countries/territories reporting new cases
<b>23</b>	Countries/territories reporting new deaths

### Highest numbers of cases & deaths in the last 24 hrs.\*

#### Cases (≥ 1,000)

Brazil	<b>67,009</b>
United States	<b>30,732</b>
Argentina	<b>21,469</b>
Colombia	<b>18,873</b>
Chile	<b>6,296</b>
Peru	<b>5,547</b>
Canada	<b>5,282</b>
Uruguay	<b>2,873</b>
Mexico	<b>2,695</b>
Paraguay	<b>2,108</b>
Bolivia	<b>1,783</b>
Venezuela	<b>1,233</b>

#### Deaths (≥ 100)

Brazil	<b>2,087</b>
Colombia	<b>530</b>
United States	<b>502</b>
Argentina	<b>400</b>
Peru	<b>303</b>
Mexico	<b>225</b>

## Region of the Americas

**64,930,098** cases

**1,587,778** deaths

**56**

countries/areas/territories affected.

## Global

**162,349,243** cases

**3,368,613** deaths

**236**

countries/areas/territories affected.

**Total cases, deaths & CFR (%) among PAHO countries/territories with ≥ 100,000 cumulative cases.**

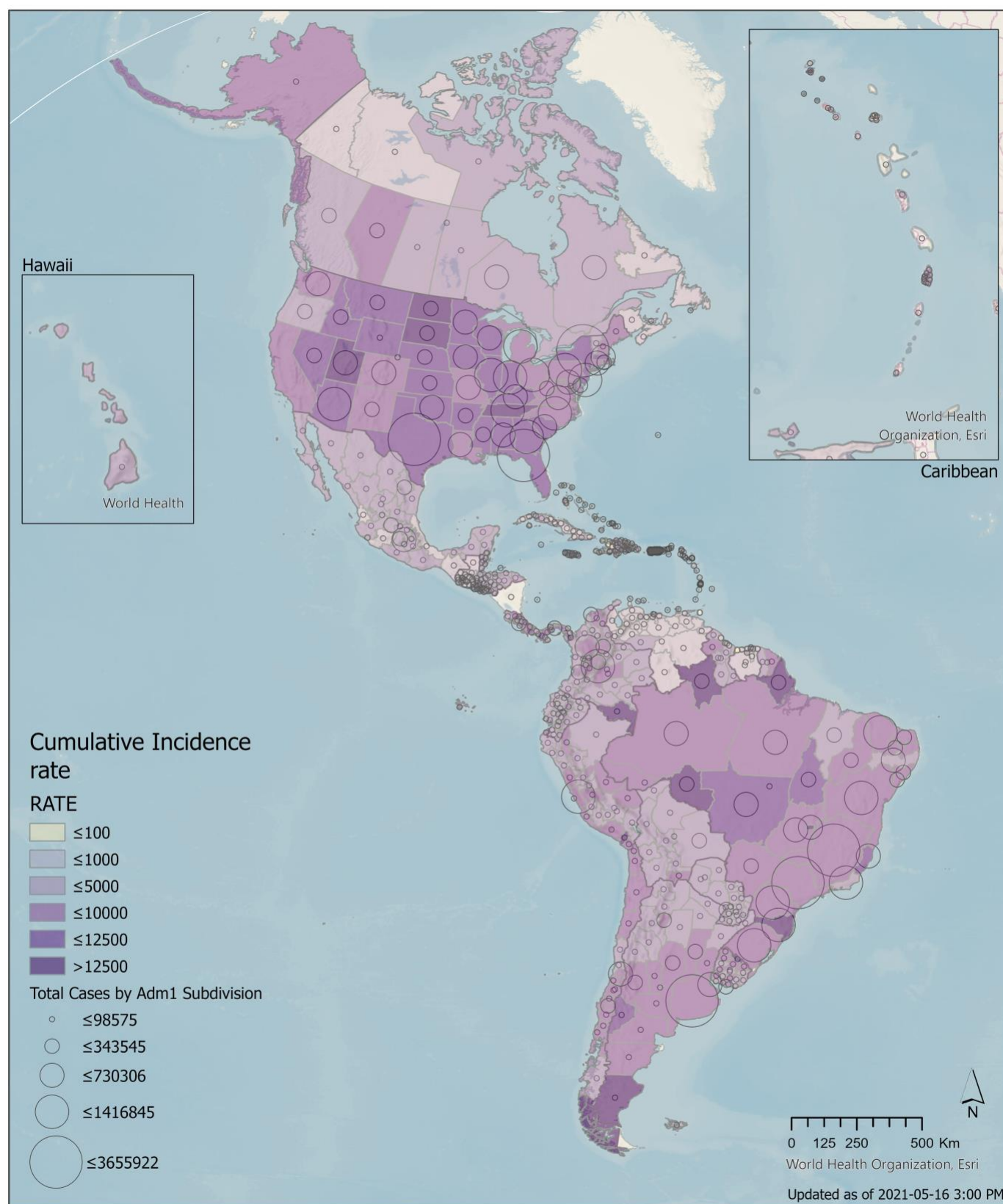
Country/Territory	Cases	Deaths	CFR (%)
United States of America	32,605,236	580,166	2.8%
Brazil	15,586,534	434,715	2.1%
Argentina	3,290,935	70,253	2.1%
Colombia	3,103,333	80,780	2.6%
Mexico	2,380,690	220,384	9.3%
Peru	1,884,596	65,911	3.5%
Canada	1,323,681	24,908	1.9%
Chile	1,286,548	27,832	2.2%
Ecuador	410,129	19,699	4.8%
Panama	370,533	6,296	1.7%
Bolivia	331,516	13,493	4.1%
Paraguay	311,746	7,534	2.4%
Costa Rica	282,741	3,547	1.3%
Dominican Republic	277,188	3,582	1.3%
Guatemala	241,117	7,845	3.3%
Uruguay	238,079	3,419	1.4%
Honduras	225,964	5,954	2.6%
Venezuela	214,231	2,382	1.1%
Puerto Rico	136,655	2,435	1.8%
Cuba	124,454	804	0.6%

### COVID-19 – Highlights

- The Trinidad and Tobago Prime Minister held a [live Covid-19 update](#) where it was announced that the Ministry of Health added 130 beds from May 10 through May 12. The national bed occupancy rate is 64%. A 73% hospital occupancy rate is observed in Trinidad only.
- [Major U.S retailers have dropped mask requirements](#) and have moved to an honor system following the CDC's revised mask guidance for fully vaccinated people. Retailers include Walmart, Costco, Publix, Starbucks, and others. Many retailers will not require proof of vaccination for persons not wearing a mask.

\*Numbers may vary due to differences in reporting times.

**Map 1. Reported number of cumulative COVID-19 cases in the Region of the Americas and corresponding incidence rate (per 100,000 population) by country/territory. As of 16 May 2021**

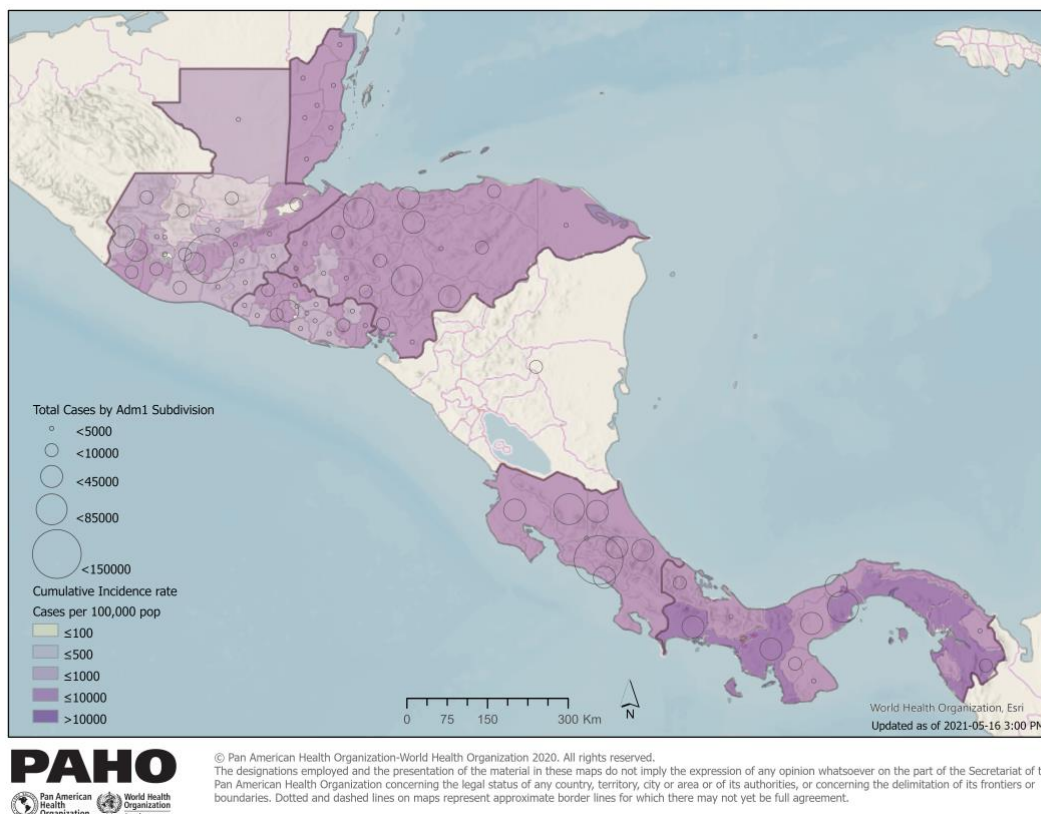


**PAHO**

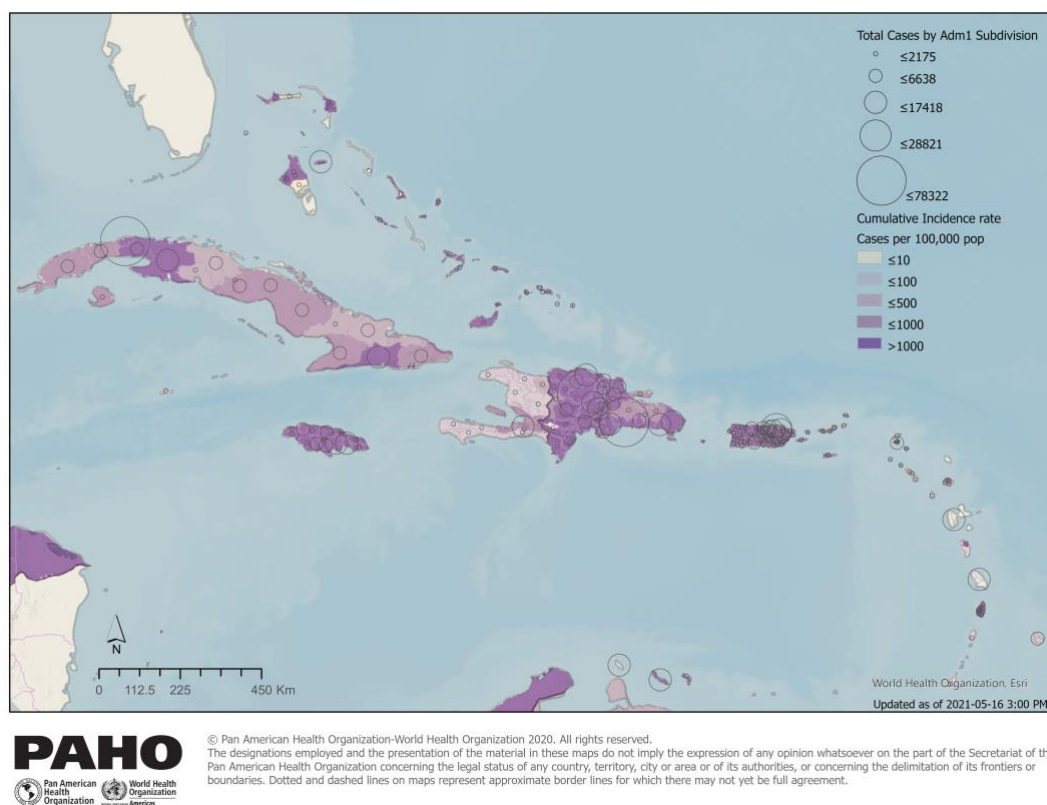


© Pan American Health Organization-World Health Organization 2020. All rights reserved.  
The designations employed and the presentation of the material in these maps do not imply the expression of any opinion whatsoever on the part of the Secretariat of the Pan American Health Organization concerning the legal status of any country, territory, city or area or of its authorities, or concerning the delimitation of its frontiers or boundaries. Dotted and dashed lines on maps represent approximate border lines for which there may not yet be full agreement.



















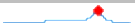



































**Map 2. Reported number of cumulative COVID-19 cases in the Central American sub-region and corresponding incidence rate (per 100,000 population) by country/territory (sub-national level). As of 16 May 2021**





























































**Map 3. Reported number of cumulative COVID-19 cases in the Caribbean sub-region and corresponding incidence rate (per 100,000 population) by country/territory (sub-national level). As of 16 May 2021**



COVID-19 situation reported by  
countries and territories in the Americas,  
as of 16 May 2021  
Updated as of 3 PM

Sub-Region	Country/Territory	Cases			Deaths			Recovered	Transmission Type
		7 Day MA* Trend	Cummulative	7day % change	7 Day MA* Trend	Cummulative	7day % change		
North America	Canada		1,323,681	-17%		24,908	11%	1,226,870	Community transmission
	Mexico		2,380,690	-5%		220,384	-17%	1,899,742	Community transmission
	United States of America (the)		32,605,236	-28%		580,166	-16%	11,977,707	Community transmission
	<b>Subtotal</b>		<b>36,309,607</b>			<b>825,458</b>		<b>15,104,319</b>	
Central America	Belize		12,714	56%		323	0%	12,337	Community transmission
	Costa Rica		282,741	5%		3,547	22%	221,903	Community transmission
	El Salvador		71,479	-7%		2,187	50%	66,903	Community transmission
	Guatemala		241,117	-6%		7,845	-36%	220,536	Community transmission
	Honduras		225,964	9%		5,954	13%	82,561	Community transmission
	Nicaragua		5,649	-4%		184	0%	5,368	Community transmission
	Panama		370,533	35%		6,296	3%	358,938	Community transmission
	<b>Subtotal</b>		<b>1,210,197</b>			<b>26,336</b>		<b>968,546</b>	
South America	Argentina		3,290,935	9%		70,253	9%	2,933,946	Community transmission
	Bolivia (the Plurinational State of)		331,516	27%		13,493	47%	270,466	Community transmission
	Brazil		15,586,534	5%		434,715	-10%	14,062,396	Community transmission
	Chile		1,286,548	7%		27,832	-7%	1,220,351	Community transmission
	Colombia		3,103,333	9%		80,780	9%	2,902,646	Community transmission
	Ecuador		410,129	-24%		19,699	-1%	354,499	Community transmission
	Paraguay		311,746	1%		7,534	-16%	258,338	Community transmission
	Peru		1,884,596	-1%		65,911	2%	1,829,976	Community transmission
	Uruguay		238,079	8%		3,419	-18%	206,670	Community transmission
	Venezuela (Bolivarian Republic of)		214,231	0%		2,382	-18%	198,033	Community transmission
	<b>Subtotal</b>		<b>26,657,647</b>			<b>726,018</b>		<b>24,237,321</b>	
Caribbean and Atlantic Ocean Islands	Anguilla		109	150%		0	0%	95	Clusters of cases
	Antigua and Barbuda		1,241	-67%		33	0%	1,179	Clusters of cases
	Aruba		10,826	-31%		104	100%	10,628	Community transmission
	Bahamas (the)		11,073	-33%		217	-62%	10,002	Clusters of cases
	Barbados		3,965	-54%		46	0%	3,917	Community transmission
	Bermuda		2,466	-22%		32	-50%	2,250	Community transmission
	Bonaire		1,564	6%		17	0%	1,549	Community transmission

Caribbean and Atlantic Ocean Islands	Cayman Islands		565	<b>240%</b>		2	0%	547 Sporadic cases
	Cuba		124,454	<b>16%</b>		804	6%	116,660 Community transmission
	Curacao		12,244	<b>-46%</b>		118	0%	12,052 Community transmission
	Dominica		178	<b>200%</b>				176 Sporadic cases
	Dominican Republic (the)		277,188	<b>109%</b>		3,582	<b>97%</b>	233,830 Community transmission
	Falkland Islands (the)		63	0%				51 Sporadic cases
	French Guiana		21,465	<b>34%</b>		108	<b>33%</b>	9,995 Community transmission
	Grenada		161	0%		1	0%	160 Sporadic cases
	Guadeloupe		15,429	<b>-100%</b>		236	<b>-100%</b>	2,242 Community transmission
	Guyana		15,168	<b>21%</b>		338	<b>60%</b>	12,886 Community transmission
	Haiti		13,460	<b>323%</b>		271	<b>-11%</b>	12,435 Community transmission
	Jamaica		47,319	<b>-27%</b>		860	<b>145%</b>	23,124 Community transmission
	Martinique		11,490	<b>-100%</b>		87	<b>-100%</b>	98 Community transmission
	Montserrat		20	0%		1	0%	18 No cases
	Puerto Rico		136,655	<b>-49%</b>		2,435	7%	117,957 Community transmission
	Saba		7	<b>-100%</b>				7 Sporadic cases
	Saint Barthelemy		994	<b>-100%</b>		1	0%	94 Clusters of cases
	Saint Kitts and Nevis		45	0%				45 Sporadic cases
	Saint Lucia		4,818	<b>74%</b>		75	<b>-100%</b>	4,516 Community transmission
	Saint Martin		1,777	<b>-100%</b>		14	0%	598 Community transmission
	Saint Pierre and Miquelon		25	0%				25 No cases
	Saint Vincent and the Grenadines		1,940	<b>-42%</b>		12	<b>-100%</b>	1,774 Community transmission
	Sint Eustatius		20	0%				20 No cases
	Sint Maarten		2,272	<b>10%</b>		27	0%	2,213 Community transmission
	Suriname		11,828	<b>36%</b>		224	<b>25%</b>	10,184 Community transmission
	Trinidad and Tobago		15,899	<b>35%</b>		276	<b>128%</b>	10,065 Community transmission
	Turks and Caicos		2,404	<b>-83%</b>		17	0%	2,367 Clusters of cases
	Virgin Islands (UK)		248	<b>16%</b>		1	0%	209 Clusters of cases
	Virgin Islands (US)		3,267	<b>-21%</b>		27	0%	3,178 Community transmission
	<b>Subtotal</b>		<b>752,647</b>			<b>9,966</b>		<b>607,146</b>
<b>Total</b>			<b>64,930,098</b>			<b>1,587,778</b>		<b>40,917,332</b>

\* 7 Day Moving Average

Legend

- >50% increase
- 10% to 50% increase
- 10 to -10% change
- 10% to 50% decrease
- >50% decrease

Table notes on the next page.

**NOTES:** Case and death counts may include both confirmed and probable classifications depending on the reporting Member State.

- Antibody tests, including rapid diagnostic tests (RDTs) based on antibody detection, are not recommended for use by PAHO/WHO in clinical diagnosis. Antigen-detecting RDTs may be used following the WHO 11 September 2020 Guidance, available at: <https://bit.ly/2FxK2fs>.

- Data is updated on a weekly basis for Guadeloupe, Martinique, Nicaragua, Saint Barthelemy, Saint Martin, and Saint Pierre and Miquelon.

- As of 11 November 2020, the previously aggregated Bonaire, Saba and Sint Eustatius are now being presented separately in the table.

- \*A dispute exists between the Governments of Argentina and the United Kingdom of Great Britain and Northern Ireland concerning sovereignty over the Falkland Islands (the) (Malvinas)

**Argentina:** On 14 March 2021, due to daylight savings time observed in Eastern Standard Time zone, the Argentina data is no longer published by 3:00PM EST same day and is henceforth included in the following day table. Between 22 February and 14 March 2021, the data had corresponded to the same date.

**Bahamas:** According to the 13 May 2021 Bahamas Ministry of Health (MoH) publication, there are a total of 26 additional deaths under investigation, available at: <https://bit.ly/3eRnzZH>.

**Ecuador:** According to a 6 September Ecuador Ministry of Public Health press release, only cases confirmed by RT-PCR will be reported; previously, cases who tested positive by either RT-PCR or RDTs were reported, resulting in the exclusion of 8,956 cases. Available at: <https://bit.ly/3h2EWEA>.

**Guadeloupe:** Deaths are aggregated for Guadeloupe, Saint Martin and Saint Barthelemy in Santé Publique France weekly publications; death counts for Guadeloupe are calculated subtracting deaths in Saint Martin and Saint Barthelemy. Available at: <https://bit.ly/39UMysd>.

**Jamaica:** According to the latest Jamaica Ministry of Health and Wellness press release, there are a total of 134 additional deaths under investigation, available at: <https://bit.ly/3qAwIJo>.

**Nicaragua:** Please note there are discrepancies with the data published by the Citizen's Observatory COVID-19 Nicaragua as of 12 May 2021. Available at: <https://bit.ly/3pw7ZVR>.

**Peru:** Aggregated case total as reported by the Peru MoH; disaggregated data available is 564,705 by RT-PCR + 409,933 by antigen tests + 909,958 by other RDTs. Antibody tests, including RDTs based on antibody detection, are not recommended for use by PAHO/WHO in clinical diagnosis. Antigen-detecting RDTs may be used following the WHO 11 September 2020 Guidance, available at: <https://bit.ly/3fJVKTM>.

**Puerto Rico:** Aggregated case total as reported by the Puerto Rico Department of Health (DoH); 120,460 were positive by RT-PCR and 16,195 were positive by antigen tests; previously, cases who tested positive by either RT-PCR or serological RDTs were reported, resulting in the exclusion of 33,965 cases. Available at: <https://bit.ly/2VvjsQ>.

**United States of America:** Case and death counts include both confirmed and probable classifications, as published on the U.S. Centers for Disease Control and Prevention (US CDC) website on 16-May. Excludes American Samoa, Federated States of Micronesia, Guam, Commonwealth of the Northern Marianas, Puerto Rico, Palau, Republic of Marshall Islands and the United States Virgin Islands. Sources: <https://bit.ly/2WJN2dd> and <https://bit.ly/2zUMSZ1>. Case and death counts may differ from other US CDC data sources because these are provisional counts which are subject to change, including updates to data reported previously, adjustments can occur. Sources: <https://bit.ly/2RSpap5> and <https://bit.ly/2RVI2n6>.

**Uruguay:** According to the latest Uruguay Ministry of Public Health report, the total notes 3 positive cases reported in the last 24 hours were excluded from the total. Available at: <https://bit.ly/3eSWI4A>.

**DATA ADJUSTMENTS:** Differences in the total number of cases and/or deaths and respective % increases reflect the following adjustment(s):

**Guatemala:** The Guatemala Ministry of Health and Social Assistance released the 15 May data of 241,117 cases including 7,872 deaths after the 3 PM time cut off. The data have been retrospectively added to the 15 May Americas table. Available at: <https://bit.ly/3wczveg>.

**Saint Vincent and the Grenadines:** The Saint Vincent and the Grenadines Ministry of Health retrospectively released data. Cases have been retrospectively adjusted for 15 May 2021 to align with the Saint Vincent and the Grenadines MoH indicating 1,937 cases including 12 deaths. Available at: <https://bit.ly/3okNM5T>.