

## Region of the Americas Update

3 PM WDC. 26 April 2021

### Last 24 hours \*

<b>132,244</b>	Additional cases
<b>3,153</b>	Additional deaths
<b>0.22%</b>	Relative increase in cases
<b>0.21%</b>	Relative increase in deaths
<b>34</b>	Countries/territories reporting new cases
<b>28</b>	Countries/territories reporting new deaths

### Highest numbers of cases & deaths in the last 24 hrs.

#### Cases (≥ 1,000)

United States	<b>34,469</b>
Brazil	<b>32,572</b>
Colombia	<b>17,190</b>
Argentina	<b>15,012</b>
Peru	<b>7,425</b>
Canada	<b>6,982</b>
Chile	<b>6,078</b>
Uruguay	<b>2,539</b>
Paraguay	<b>1,786</b>
Mexico	<b>1,653</b>
Ecuador	<b>1,413</b>

#### Deaths (≥ 100)

Brazil	<b>1,305</b>
Colombia	<b>465</b>
United States	<b>302</b>
Peru	<b>284</b>
Argentina	<b>170</b>
Ecuador	<b>123</b>
Chile	<b>119</b>

## Region of the Americas

**61,284,892** cases

**1,490,187** deaths

**56**  
countries/areas/territories affected.

## Global

**146,973,381** cases

**3,107,897** deaths

**236**  
countries/areas/territories affected.

### COVID-19 – Highlights

- On 26 April 2021, the **Panama Ministry of Health** stated that epidemiological surveillance will be strengthened at the border with Costa Rica.
- On 24 April 2021, the **Government of Paraguay** implemented **additional public health and social measures** including a curfew from 8 p.m. to 5 a.m. until 10 May.
- Following the identification of cases related to a cluster in **Anguilla**, transmission category was upgraded from “Sporadic cases” to “**Clusters of cases**”. Of total cases, 60% have been reported between 20 April 2021 and 26 April 2021.

\*Numbers may vary due to differences in reporting times.

### Total cases, deaths & CFR (%) among PAHO countries/territories with ≥ 100,000 cumulative cases.

Country/Territory	Cases	Deaths	CFR (%)
United States of America	31,742,914	566,842	1.8%
Brazil	14,340,787	390,797	2.7%
Argentina	2,860,884	61,644	2.2%
Colombia	2,774,464	71,351	2.6%
Mexico	2,328,391	214,947	9.2%
Peru	1,761,575	59,724	3.4%
Canada	1,178,986	23,965	2.0%
Chile	1,175,614	25,975	2.2%
Ecuador	374,775	18,300	4.9%
Panama	362,967	6,209	1.7%
Bolivia	297,659	12,824	4.3%
Paraguay	267,082	5,900	2.2%
Dominican Republic	265,403	3,459	1.3%
Costa Rica	236,930	3,136	1.3%
Guatemala	221,698	7,410	3.3%
Honduras	206,907	5,141	2.5%
Venezuela	191,518	2,047	1.1%
Uruguay	184,865	2,326	1.3%
Puerto Rico	129,203	2,265	1.8%
Cuba	102,441	597	0.6%

## Spotlight – SARS-COV-2 Variants of Concern (VOC) in the Americas

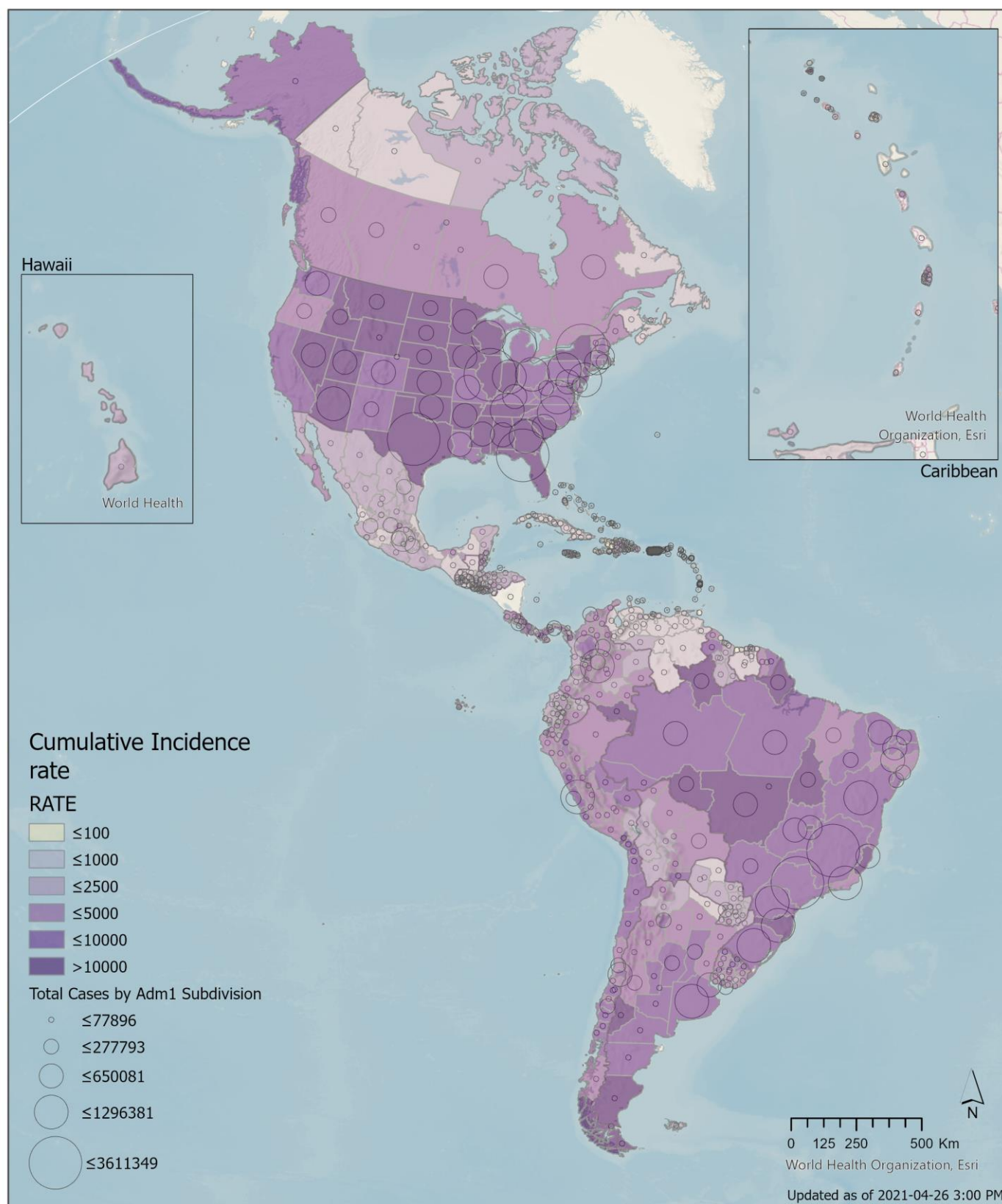
Today's spotlight provides an update on the geographical distribution of three variants of concern including VOC 202012/01; 501Y.V2 and P.1 of the SARS-CoV-2 virus as reported by countries, territories, and areas (hereafter countries) in the region of the Americas as of 26 April 2021.

**Table 1: Distribution of the three (3) SARS-CoV-2 variants of concern by country/territory. Region of the Americas. As of 26 April 2021.**

Country	VOC 202012/01..	P.1 (B.1.1.28)	501Y.v2 (B.1.35..
Aruba	✓	✓	✓
Brazil	✓	✓	✓
Canada	✓	✓	✓
Chile	✓	✓	✓
Costa Rica	✓	✓	✓
French Guiana	✓	✓	✓
Panama	✓	✓	✓
Saint Martin	✓	✓	✓
Suriname	✓	✓	✓
United States of America	✓	✓	✓
Argentina	✓	✓	
Colombia	✓	✓	
Cuba	✓		✓
Ecuador	✓	✓	
Mexico	✓	✓	
Peru	✓	✓	
Puerto Rico	✓	✓	
Trinidad and Tobago	✓	✓	
Uruguay	✓	✓	
Barbados	✓		
Belize	✓		
Bolivia (Plurinational State of)	✓		
Bonaire	✓		
Cayman Islands	✓		
Curaçao	✓		
Dominican Republic	✓		
Grenada	✓		
Guadeloupe	✓		
Guyana		✓	
Jamaica	✓		
Martinique	✓		
Paraguay		✓	
Saint Barthélemy	✓		
Saint Lucia	✓		
Sint Maarten	✓		
Turks and Caicos Islands	✓		
Venezuela (Bolivarian Republic of)		✓	

**Sources:** Data provided by the International Health Regulations National Focal Points or published by the Ministries of Health, Institutes of Health, or similar health agencies and reproduced by PAHO/WHO.

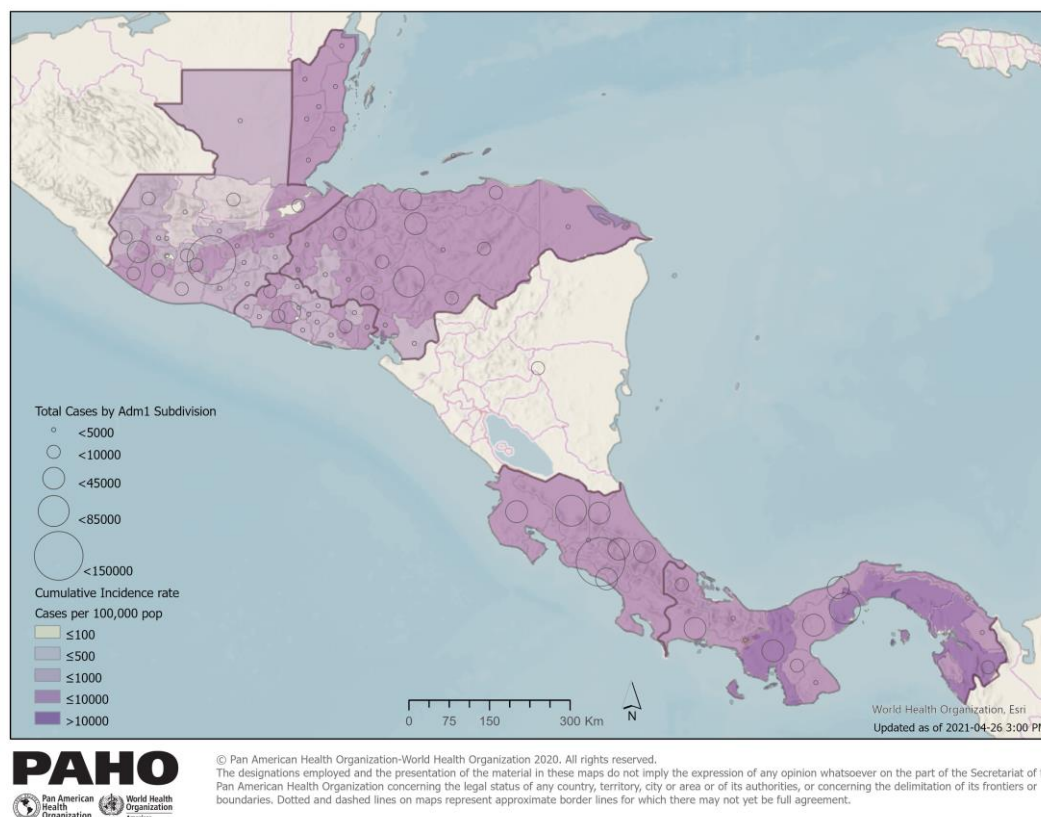
**Map 1. Reported number of cumulative COVID-19 cases in the Region of the Americas and corresponding incidence rate (per 100,000 population) by country/territory. As of 26 April 2021**



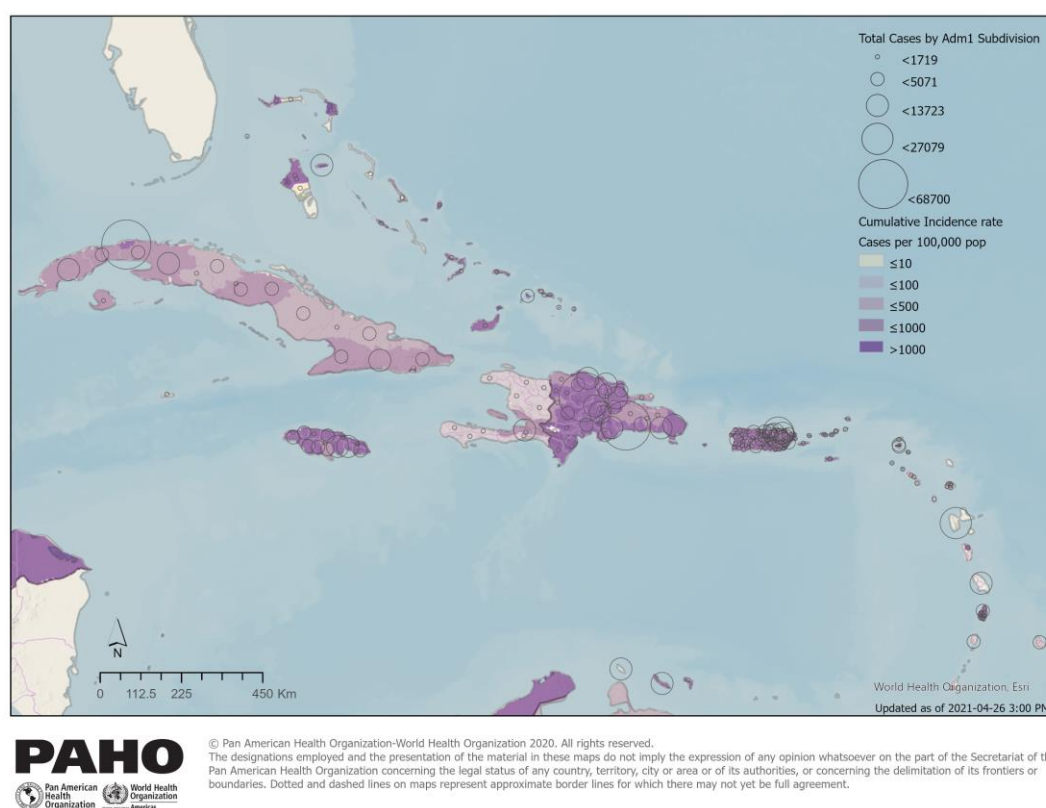
© Pan American Health Organization-World Health Organization 2020. All rights reserved.  
The designations employed and the presentation of the material in these maps do not imply the expression of any opinion whatsoever on the part of the Secretariat of the Pan American Health Organization concerning the legal status of any country, territory, city or area or of its authorities, or concerning the delimitation of its frontiers or boundaries. Dotted and dashed lines on maps represent approximate border lines for which there may not yet be full agreement.



**Map 2. Reported number of cumulative COVID-19 cases in the Central American sub-region and corresponding incidence rate (per 100,000 population) by country/territory (sub-national level). As of 26 April 2021**








































































































**Map 3. Reported number of cumulative COVID-19 cases in the Caribbean sub-region and corresponding incidence rate (per 100,000 population) by country/territory (sub-national level). As of 26 April 2021**



**COVID-19 situation reported by**  
**countries and territories in the Americas,**  
**as of 26 April 2021**

Updated as of 3 PM

Sub-Region	Country/Territory	Cases			Deaths			Transmission Type
		7 Day MA* Trend	Cummulative	7day % change	7 Day MA* Trend	Cummulative	7day % change	
North America	Canada		1,178,986	-3%		23,965	16%	Community transmission
	Mexico		2,328,391	-10%		214,947	-13%	Community transmission
	United States of America (the)		31,742,914	-15%		566,842	-3%	Community transmission
	<b>Subtotal</b>		<b>35,250,291</b>			<b>805,754</b>		
Central America	Belize		12,599	20%		321	0%	Community transmission
	Costa Rica		236,930	4%		3,136	-26%	Community transmission
	El Salvador		68,468	-15%		2,106	17%	Community transmission
	Guatemala		221,698	-11%		7,410	-24%	Community transmission
	Honduras		206,907	16%		5,141	20%	Community transmission
	Nicaragua		5,450	5%		181	0%	Community transmission
	Panama		362,967	-5%		6,209	-16%	Community transmission
	<b>Subtotal</b>		<b>1,115,019</b>			<b>24,504</b>		
South America	Argentina		2,860,884	3%		61,644	67%	Community transmission
	Bolivia (the Plurinational State of)		297,659	23%		12,824	-11%	Community transmission
	Brazil		14,340,787	-14%		390,797	-14%	Community transmission
	Chile		1,175,614	-9%		25,975	-12%	Community transmission
	Colombia		2,774,464	4%		71,351	24%	Community transmission
	Ecuador		374,775	5%		18,300	47%	Community transmission
	Paraguay		267,082	14%		5,900	21%	Community transmission
	Peru		1,761,575	0%		59,724	7%	Community transmission
	Uruguay		184,865	0%		2,326	-6%	Community transmission
	Venezuela (Bolivarian Republic of)		191,518	0%		2,047	12%	Community transmission
	<b>Subtotal</b>		<b>24,229,223</b>			<b>650,888</b>		
Caribbean and Atlantic Ocean Islands	Anguilla		73	0%				Clusters of cases
	Antigua and Barbuda		1,227	-47%		32	0%	Clusters of cases
	Aruba		10,538	-22%		98	0%	Community transmission
	Bahamas (the)		10,050	-22%		197	-25%	Clusters of cases
	Barbados		3,825	-14%		44	0%	Community transmission
	Bermuda		2,335	-9%		23	33%	Community transmission
	Bonaire		1,528	-75%		15	-100%	Community transmission

Caribbean and Atlantic Ocean Islands	Cayman Islands		541	-33%		2	0%	Sporadic cases
	Cuba		102,441	10%		597	3%	Community transmission
	Curacao		12,119	-55%		104	-35%	Community transmission
	Dominica		173	-86%				Sporadic cases
	Dominican Republic (the)		265,403	11%		3,459	23%	Community transmission
	Falkland Islands (the)		63	-50%				Sporadic cases
	French Guiana		18,826	40%		98	200%	Community transmission
	Grenada		160	0%		1	0%	Sporadic cases
	Guadeloupe		13,770	35%		211	240%	Community transmission
	Guyana		12,703	18%		284	-19%	Community transmission
	Haiti		12,999	29%		253	0%	Community transmission
	Jamaica		45,145	-27%		761	-33%	Community transmission
	Martinique		10,491	-16%		70	-43%	Community transmission
	Montserrat		20	0%		1	0%	No cases
	Puerto Rico		129,203	-21%		2,265	12%	Community transmission
	Saba		6	0%				No cases
	Saint Barthelemy		976	-15%		1	0%	Clusters of cases
	Saint Kitts and Nevis		44	0%				No cases
	Saint Lucia		4,492	9%		73	100%	Community transmission
	Saint Martin		1,728	157%		13	0%	Community transmission
	Saint Pierre and		25	0%				Sporadic cases
	Saint Vincent and the Grenadines		1,839	54%		10	0%	Community transmission
	Sint Eustatius		20	0%				No cases
	Sint Maarten		2,215	-50%		27	0%	Community transmission
	Suriname		10,045	66%		198	120%	Cluster of cases
	Trinidad and Tobago		9,676	37%		159	-14%	Community transmission
	Turks and Caicos		2,376	-42%		17	0%	Clusters of cases
	Virgin Islands (UK)		194	-22%		1	0%	Clusters of Cases
	Virgin Islands (US)		3,090	-8%		27	-100%	Community transmission
	<b>Subtotal</b>		<b>690,359</b>			<b>9,041</b>		
<b>Total</b>			<b>61,284,892</b>			<b>1,490,187</b>		

\* 7 Day Moving Average

Legend



Table notes on the next page.

NOTES: Case and death counts may include both confirmed and probable classifications depending on the reporting Member State.

- Antibody tests, including rapid diagnostic tests (RDTs) based on antibody detection, are not recommended for use by PAHO/WHO in clinical diagnosis. Antigen-detecting RDTs may be used following the WHO 11 September 2020 Guidance, available at: <https://bit.ly/2FxK2fs>
- Data is updated on a weekly basis for Guadeloupe, Martinique, Nicaragua, Saint Barthelemy, Saint Martin, and Saint Pierre and Miquelon.
- As of 11 November 2020, the previously aggregated Bonaire, Saba and Sint Eustatius are now being presented separately in the table.
- \*A dispute exists between the Governments of Argentina and the United Kingdom of Great Britain and Northern Ireland concerning sovereignty over the Falkland Islands (the) (Malvinas)

**Argentina:** On 14 March 2021, due to daylight savings time observed in Eastern Standard Time zone, the Argentina data is no longer published by 3:00PM EST same day and is henceforth included in the following day table. Between 22 February and 14 March 2021, the data had corresponded to the same date.

**Bahamas:** According to the 24 April 2021 Bahamas Ministry of Health (MoH) publication, there are a total of 31 additional deaths under investigation, available at: <https://bit.ly/3ecnWw6>

**Ecuador:** According to a 6 September Ecuador Ministry of Public Health press release, only cases confirmed by RT-PCR will be reported; previously, cases who tested positive by either RT-PCR or RDTs were reported, resulting in the exclusion of 8,956 cases. Available at: <https://bit.ly/3h2EWEA>

**Guadeloupe:** Deaths are aggregated for Guadeloupe, Saint Martin and Saint Barthelemy in Santé Publique France weekly publications; death counts for Guadeloupe are calculated subtracting deaths in Saint Martin and Saint Barthelemy. Available at: <https://bit.ly/39UMysd>

**Jamaica:** According to a 26 April 2021 Jamaica Ministry of Health and Wellness press release, there are a total of 128 additional deaths under investigation, available at: <https://bit.ly/3qAwIJo>

**Nicaragua:** Please note there are discrepancies with the data published by the Citizen's Observatory COVID-19 Nicaragua as of 14 April. Available at: <https://bit.ly/3pw7ZVR>

**Peru:** Aggregated case total as reported by the Peru MoH; disaggregated data posted as of 25 April 2021 is 526,965 by RT-PCR + 339,636 by antigen tests + 894,974 by other RDTs. Antibody tests, including RDTs based on antibody detection, are not recommended for use by PAHO/WHO in clinical diagnosis. Antigen-detecting RDTs may be used following the WHO 11 September 2020 Guidance, available at: <https://bit.ly/3fJVKTM>

**Puerto Rico:** Aggregated case total as reported by the Puerto Rico Department of Health (DoH); 113,861 were positive by RT-PCR and 15,342 were positive by antigen tests; previously, cases who tested positive by either RT-PCR or serological RDTs were reported, resulting in the exclusion of 33,965 cases. Available at: <https://bit.ly/2VvjksQ>

**United States of America:** Case and death counts include both confirmed and probable classifications, as published on the U.S. Centers for Disease Control and Prevention (US CDC) website on 26-April. Excludes American Samoa, Federated States of Micronesia, Guam, Commonwealth of the Northern Marianas, Puerto Rico, Palau, Republic of Marshall Islands and the United States Virgin Islands. Sources: <https://bit.ly/2WJN2dd> and <https://bit.ly/2zUMSZ1>

**Uruguay:** According to the 25 April 2021 Uruguay Ministry of Public Health report, the total notes 10 positive cases reported in the last 24 hours were excluded from the total. Available at: <https://bit.ly/2QBrfoO>

**DATA ADJUSTMENTS:** Differences in the total number of cases and/or deaths and respective % increases reflect the following adjustment(s):

**The Bahamas:** The Bahamas Ministry of Health retrospectively released data for 24 April 2021, indicating 10,050 including 197 deaths, this has been retrospectively adjusted in the Americas 25 April 2021 table. Available at: <https://bit.ly/3gHAcHY>

