

PAHO UPDATES

- In the Region of the Americas, an additional 54,864 cases and 2,146 deaths were reported in the past 24 hours, representing a 2% relative increase in cases and a 1% relative increase in deaths, compared to the previous day.
- Countries reporting the highest numbers of **new cases** ($\geq 1,000$) compared with the previous day are: the **United States of America** (17,848 additional cases, 1% increase), **Brazil** (18,912 additional cases, 3% increase), **Peru** (4,757 additional cases, 2% increase), **Chile** (4,696 additional cases, 4% increase), **Mexico** (3,484 additional cases, 3% increase), and **Colombia** (1,209 additional cases, 3% increase).
- The **United States of America** accounts for 57% of all cases and 60% of all deaths, and **Brazil** accounts for 21% of all cases and 20% of all deaths for the Region of the Americas. Combined, these two countries account for 78% of **all cases** and 80% of **all deaths** currently reported in the Region of the Americas.
- Countries reporting the highest numbers of **new deaths** (≥ 100) are **Chile** (627 additional deaths, 38% increase), **Brazil** (525 additional deaths, 1% increase), the **United States of America** (474 additional deaths, < 1% increase), **Mexico** (188 additional deaths, 1% increase), and **Peru** (164 additional deaths, 3% increase).
- Compared to the previous day, the following countries/territories have a relative increase in cases > 5%: **Suriname** (27%), Haiti (9%), and **French Guiana** (6%).
- COVID-19 transmission in **Suriname** is now classified as “**Clusters of cases**,” from the previous “**Sporadic cases**.” Suriname also reported its second death.
- The **pooled crude case-fatality estimate** (the number of reported deaths divided by the reported cases) in the region of the Americas is **5.5%** (median country-specific estimate: 3.1%; IQR: 0.9% - 7.5%).

GLOBAL UPDATES FROM LAST 24 HOURS

- Globally, total deaths reported have now surpassed four hundred thousand.

From WHO’s summary concerning COVID-19:

- 136,409 new confirmed cases from 141 countries/territories/areas. **Brazil, United States of America, India, Russian Federation, Chile, Pakistan, Mexico, Peru, Saudi Arabia, and Bangladesh** are the 10 countries reporting the highest number of new cases.
- 4,586 new deaths from 79 countries/territories/areas. **United States of America, Brazil, Mexico, India, The United Kingdom, Russian Federation, Peru, Chile, Iran (Islamic Republic of), and Italy** are the 10 countries reporting the highest number of new deaths.

NOTEWORTHY

Brazil – The Ministry of Health in has released a [new model for COVID-19 information](#) dissemination. Data will be presented as cases and deaths by date of occurrence, in a regionalized manner, on the interactive platform. Total cases and deaths are no longer reported with this new model.

Governments updates on **social distancing and travel related measures**:

Argentina – About 85% of the country's departments, who meet a certain criteria, may go into a [new phase](#) called “Social, Preventive and Mandatory Distance.” Close monitoring of the epidemiological situation will continue.

Peru – Efforts are being made to contain the spread; vaccination campaigns, blood donations and talks on [prevention measures for COVID-19](#) are taking place across the country.

GLOBAL

6,985,864

cases

403,003

deaths

215

countries/areas/territories

PAHO

3,366,251

cases

183,950

deaths

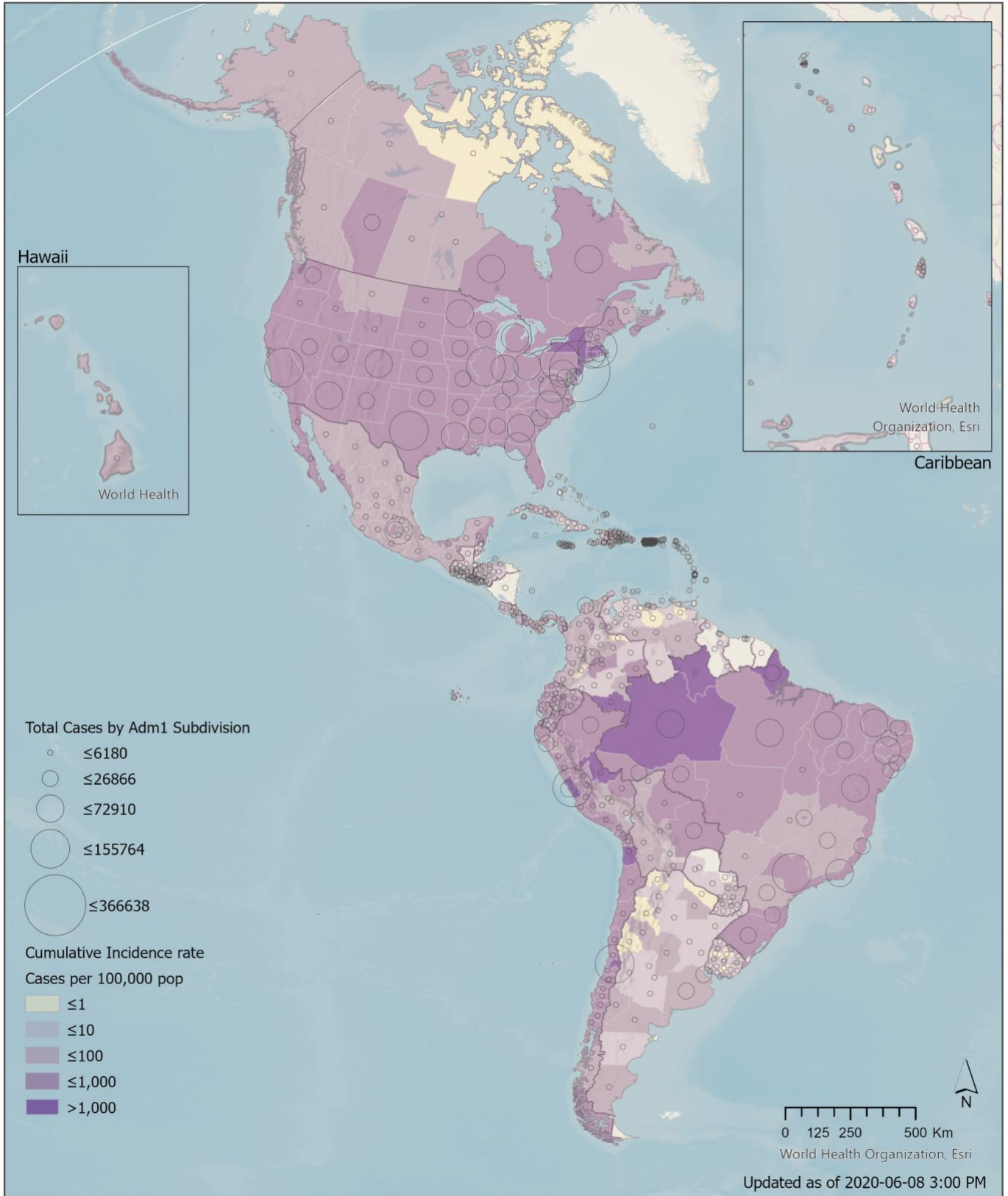
54

countries/areas/territories

Table 1: Cumulative cases, deaths & crude case fatality rate (CFR%) among PAHO countries/territories with $\geq 10,000$ cumulative cases.

Country/Territory	Cases	Deaths	CFR (%)
United States	1,933,560	110,220	5.7%
Brazil	691,758	36,455	5.3%
Peru	196,515	5,465	2.8%
Chile	138,846	2,264	1.6%
Mexico	117,103	13,699	11.7%
Canada	95,699	7,800	8.2%
Ecuador	43,378	3,642	8.4%
Colombia	39,236	1,259	3.2%
Argentina	22,794	670	2.9%
Dominican Republic	20,126	539	2.7%
Panama	16,425	393	2.4%
Bolivia	13,643	465	3.4%

Map 1. Reported number of cumulative COVID-19 cases in the Region of the Americas and corresponding incidence rate (per 100,000 persons) by country/territory. As of 8 June 2020.

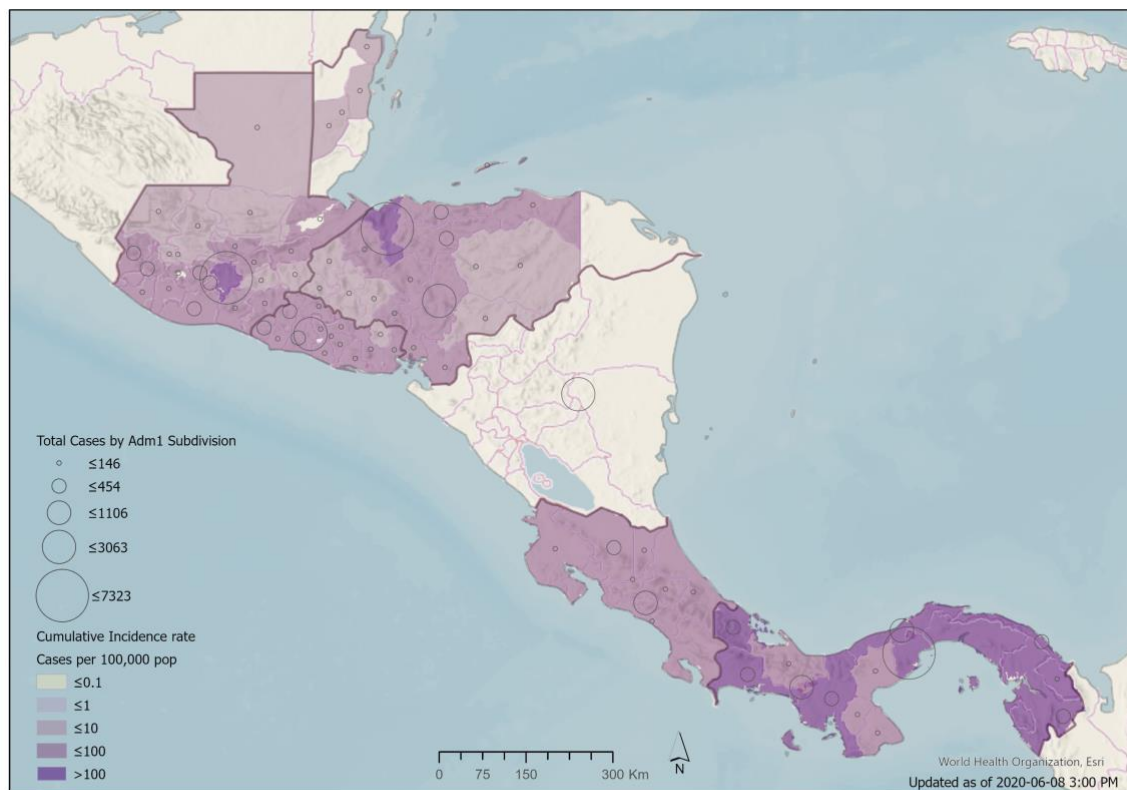


PAHO



© Pan American Health Organization-World Health Organization 2020. All rights reserved.
The designations employed and the presentation of the material in these maps do not imply the expression of any opinion whatsoever on the part of the Secretariat of the Pan American Health Organization concerning the legal status of any country, territory, city or area or of its authorities, or concerning the delimitation of its frontiers or boundaries. Dotted and dashed lines on maps represent approximate border lines for which there may not yet be full agreement.

Map 2. Reported number of cumulative COVID-19 cases in the Central American sub-region and corresponding incidence rate (per 100,000 persons) by country/territory (sub-national level). As of 8 June 2020.

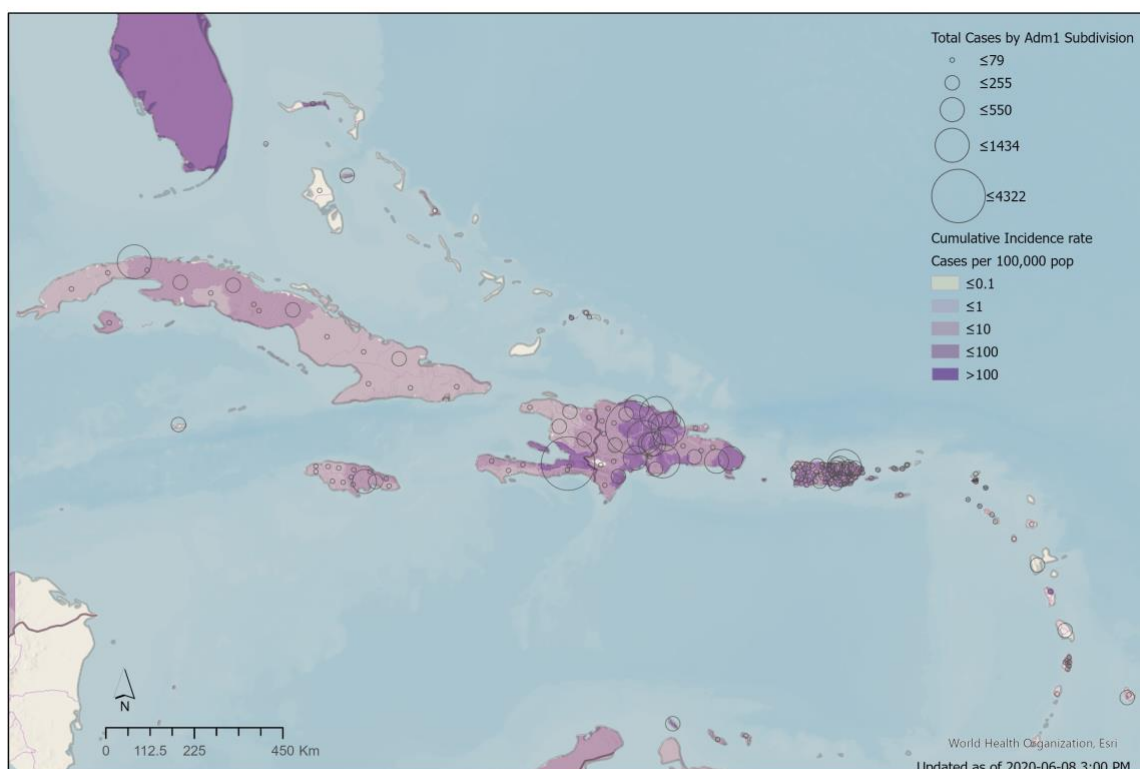


PAHO



© Pan American Health Organization-World Health Organization 2020. All rights reserved.
The designations employed and the presentation of the material in these maps do not imply the expression of any opinion whatsoever on the part of the Secretariat of the Pan American Health Organization concerning the legal status of any country, territory, city or area or of its authorities, or concerning the delimitation of its frontiers or boundaries. Dotted and dashed lines on maps represent approximate border lines for which there may not yet be full agreement.

Map 3. Reported number of cumulative COVID-19 cases in the Caribbean sub-region and corresponding incidence rate (per 100,000 persons) by country/territory (sub-national level). As of 8 June 2020.



PAHO



© Pan American Health Organization-World Health Organization 2020. All rights reserved.
The designations employed and the presentation of the material in these maps do not imply the expression of any opinion whatsoever on the part of the Secretariat of the Pan American Health Organization concerning the legal status of any country, territory, city or area or of its authorities, or concerning the delimitation of its frontiers or boundaries. Dotted and dashed lines on maps represent approximate border lines for which there may not yet be full agreement.

Cumulative COVID-19 cases and deaths reported by countries and territories in the Americas, as of 8 June 2020

Updated as of 3 PM

Sub-Region	Country/Territory	Cases	Deaths	Recovered	% Relative Increase in Cases	Transmission Type
North America	Canada	95,699	7,800	54,233	1%	Community transmission
	Mexico	117,103	13,699	84,419	3%	Community transmission
	United States of America (the)	1,933,560	110,220	506,124	1%	Community transmission
	Subtotal	2,146,362	131,719	644,776	1%	
Central America	Belize	19	2	16	0%	Sporadic cases
	Costa Rica	1,318	10	704	4%	Clusters of cases
	El Salvador	3,104	55	1,361	3%	Community transmission
	Guatemala	7,055	252	1,261	4%	Community transmission
	Honduras	6,327	258	712	3%	Community transmission
	Nicaragua	1,309	46	691	0%	Community transmission
	Panama	16,425	393	10,218	3%	Community transmission
	Subtotal	35,557	1,016	14,963	3%	
South America	Argentina	22,794	670	7,305	4%	Community transmission
	Bolivia (the Plurinational State of)	13,643	465	2,086	2%	Community transmission
	Brazil	691,758	36,455	283,952	3%	Community transmission
	Chile	138,846	2,264	112,248	4%	Community transmission
	Colombia	39,236	1,259	15,322	3%	Community transmission
	Ecuador	43,378	3,642	21,523	1%	Community transmission
	Paraguay	1,145	11	603	1%	Community transmission
	Peru	196,515	5,465	86,219	2%	Community transmission
	Uruguay	845	23	730	0%	Clusters of cases
	Venezuela (Bolivarian Republic of)	2,377	22	430	3%	Community transmission
Subtotal	1,150,537	50,276	530,418	3%		
Caribbean and Atlantic Ocean Islands	Anguilla	3		3	0%	Sporadic cases
	Antigua and Barbuda	25	3	14	0%	Clusters of cases
	Aruba	101	3	98	0%	No cases
	Bahamas (the)	103	11	62	0%	Clusters of cases
	Barbados	92	7	81	0%	Clusters of cases
	Bermuda	141	9	117	0%	Clusters of cases
	Bonaire, Sint Eustatius, and Saba	7		7	0%	No cases
	Cayman Islands	164	1	93	0%	Clusters of cases
	Cuba	2,200	83	1,868	0%	Clusters of cases
	Curacao	21	1	16	0%	Sporadic cases
	Dominica	16		16	0%	Clusters of cases
	Dominican Republic (the)	20,126	539	12,158	3%	Community transmission
	Falkland Islands (the) [Malvinas]	13		13	0%	Clusters of cases
	French Guiana	729	2	400	6%	Clusters of cases
	Grenada	23		22	0%	Clusters of cases
	Guadeloupe	164	14	144	0%	Clusters of cases
	Guyana	154	12	80	0%	Clusters of cases
	Haiti	3,334	51	24	9%	Community transmission
	Jamaica	598	10	405	0%	Clusters of cases
	Martinique	202	14	98	0%	Clusters of cases
	Montserrat	11	1	8	0%	Sporadic cases
	Puerto Rico	5,046	142		1%	Community transmission
	Saint Barthelemy	6		6	0%	Sporadic cases
	Saint Kitts and Nevis	15		15	0%	Sporadic cases
	Saint Lucia	19		18	0%	Sporadic cases
	Saint Martin	41	3	33	0%	Sporadic cases
	Saint Pierre and Miquelon	1		1	0%	Sporadic cases
	Saint Vincent and the Grenadines	27		16	4%	Sporadic cases
	Sint Maarten	77	15	61	0%	Sporadic cases
Suriname	128	2	9	27%	Clusters of cases	
Trinidad and Tobago	117	8	109	0%	Sporadic cases	
Turks and Caicos	12	1	10	0%	Sporadic cases	
Virgin Islands (UK)	8	1	7	0%	Sporadic cases	
Virgin Islands (US)	71	6	62	0%	Clusters of cases	
Subtotal	33,795	939	16,074	3%		
Total	3,366,251	183,950	1,206,231	2%		

Table notes on the next page

NOTES: Case and death counts may include both confirmed and probable classifications depending on the reporting Member State. Recovered counts as indicated and defined by reporting Member States. To date, rapid diagnostic tests (RDTs) are not recommended for use by WHO.

United States of America: Case and death counts includes both confirmed and probable classifications, as published on the U.S. Centers for Disease Control and Prevention (US CDC) website on 8 June (for data confirmed at 16:00 EST the previous day). Excludes counts for Guam, Commonwealth of the Northern Marianas, Puerto Rico, and the United States Virgin Islands. Source: <https://bit.ly/2WJN2dd>. Recovered counts as reported by state and territorial health authorities, available at the COVID Tracking Project <https://bit.ly/2ztbRC6>

Brazil: As of 6 June, PAHO/WHO will report the sum of the cumulative data reported by the Brazil Ministry of Health (MoH) as of 4 June and the daily reported cases and deaths thereafter, available at: <https://covid.saude.gov.br/>

Chile: Confirmed cases include both symptomatic and asymptomatic PCR-positive cases, as defined by Chile MoH. Recovered cases are calculated as the total number of cases minus active cases and deaths. Available at: <https://bit.ly/2KQ99Jw>. On 8 June, a 38% relative increase in deaths compared to the previous report is primarily due to a change in reporting by the Chile MoH, which now includes both confirmed and probable deaths. Available at: <https://bit.ly/2KQ99Jw>

Ecuador: Aggregated case total as reported by the Ecuador Ministry of Public Health (34,422 positive by RT-PCR + 8,956 by RDTs). To date, these RDTs are not recommended for use by WHO. The Ecuador Ministry of Public Health reports an additional 2,423 'probable deaths' under investigation that are not included in this table. Recovered counts are the sum of the recovered patients, hospital discharges, and epidemiological discharges as per the Ecuador Ministry of Public Health. Available at: <https://bit.ly/2RZtqjR>

Mexico: Recovered counts as reported by the Mexico MoH, as defined as all those positive for SARS-CoV-2 with a symptom onset date of more than 14 days, with no date of death, available at: <https://bit.ly/3blOdz0>

Peru: Aggregated case total as reported by the Peru MoH (45,884 by RT-PCR + 150,631 by RDTs). To date, these RDTs are not recommended for use by WHO.

Puerto Rico: Aggregated case total as reported by the Puerto Rico Department of Health (DoH); 1,373 were positive by RT-PCR and 3,673 were positive by serological tests. Total deaths include probable deaths. Available at: <https://bit.ly/2VvjksQ>