

### PAHO UPDATES

- In the Region of the Americas, an additional 70,071 cases and 3,681 deaths were reported in the past 24 hours, representing a 2% relative increase in cases and deaths respectively, compared to the previous day.
- Countries reporting the highest numbers of **new cases** ( $\geq 1,000$ ) compared with the previous day are: **Brazil** (32,091 additional cases, 5% increase), **the United States of America** (17,235 additional cases, 1% increase), **Chile** (5,737 additional cases, 4% increase), **Mexico** (4,199 additional cases, 3% increase), **Peru** (4,040 additional cases, 2% increase), **Colombia** (1,359 additional cases, 3% increase), and **Argentina** (1,141 additional cases, 5% increase).
- The **United States of America** accounts for 56% of all cases and 59% of all deaths, and **Brazil** accounts for 21% of all cases and 20% of all deaths, for the Region of the Americas. Combined, these two countries account for 77% of **all cases** and 79% of **all deaths** currently reported in the Region of the Americas.
- Countries reporting the highest numbers of **new deaths** ( $\geq 100$ ) are **Brazil** (1,272 additional deaths, 3% increase), **the United States of America** (1,208 additional deaths, 1% increase), **Mexico** (596 additional deaths, 4% increase), **Chile** (192 additional deaths, 8% increase), and **Peru** (167 additional deaths, 3% increase).
- Compared to the previous day, countries/territories with a relative increase in cases  $> 10\%$  are **Nicaragua** (26%) and **French Guiana** (12%).
- **The pooled crude case-fatality estimate** (the number of reported deaths divided by the reported cases) in the Region of the Americas is **5.4%** (median country-specific estimate: 3.1%; IQR: 0.9% - 7.3%).

### GLOBAL UPDATES FROM LAST 24 HOURS

From WHO's summary concerning COVID-19:

- 108,918 new confirmed cases from 147 countries/territories/areas. **United States of America, Brazil, India, Russian Federation, Peru, Chile, Pakistan, Mexico, Saudi Arabia, and Bangladesh** are the 10 countries reporting the highest number of new cases.
- 3,541 new deaths from 81 countries/territories/areas. **Chile, Brazil, United States of America, India, Mexico, Russian Federation, Peru, Pakistan, South Africa and Iran (Islamic Republic of)** are the 10 countries reporting the highest number of new deaths.

### NOTEWORTHY

**Suriname** – In light of the rapidly increasing COVID-19 cases in the country, [PAHO](#) provided Suriname with technical guidance and recommendations [for Alternative Medical Care Sites for COVID-19 Management](#).

**Venezuela** – [PAHO](#) will support the Ministry of Health and the Advisory Team of the Venezuelan National Assembly to seek funds for COVID-19 Response.

**Region of the Americas** – The [PAHO](#) director noted that preparing for winter and hurricanes is critical to mitigate the spread of COVID-19 in the Americas.

**Effects of Proactive Social Distancing on COVID-19 Outbreaks in 58 Cities, China:** A study estimating the speed with which stringent social distancing measures contained the outbreak found that a 1-day delay in implementing social distancing resulted in a containment delay of 2.41 (95% CI 0.97–3.86) days. [US. CDC](#)

### GLOBAL

7,215,610

cases

411,706

deaths

215

countries/areas/territories

### PAHO

3,485,245

cases

189,544

deaths

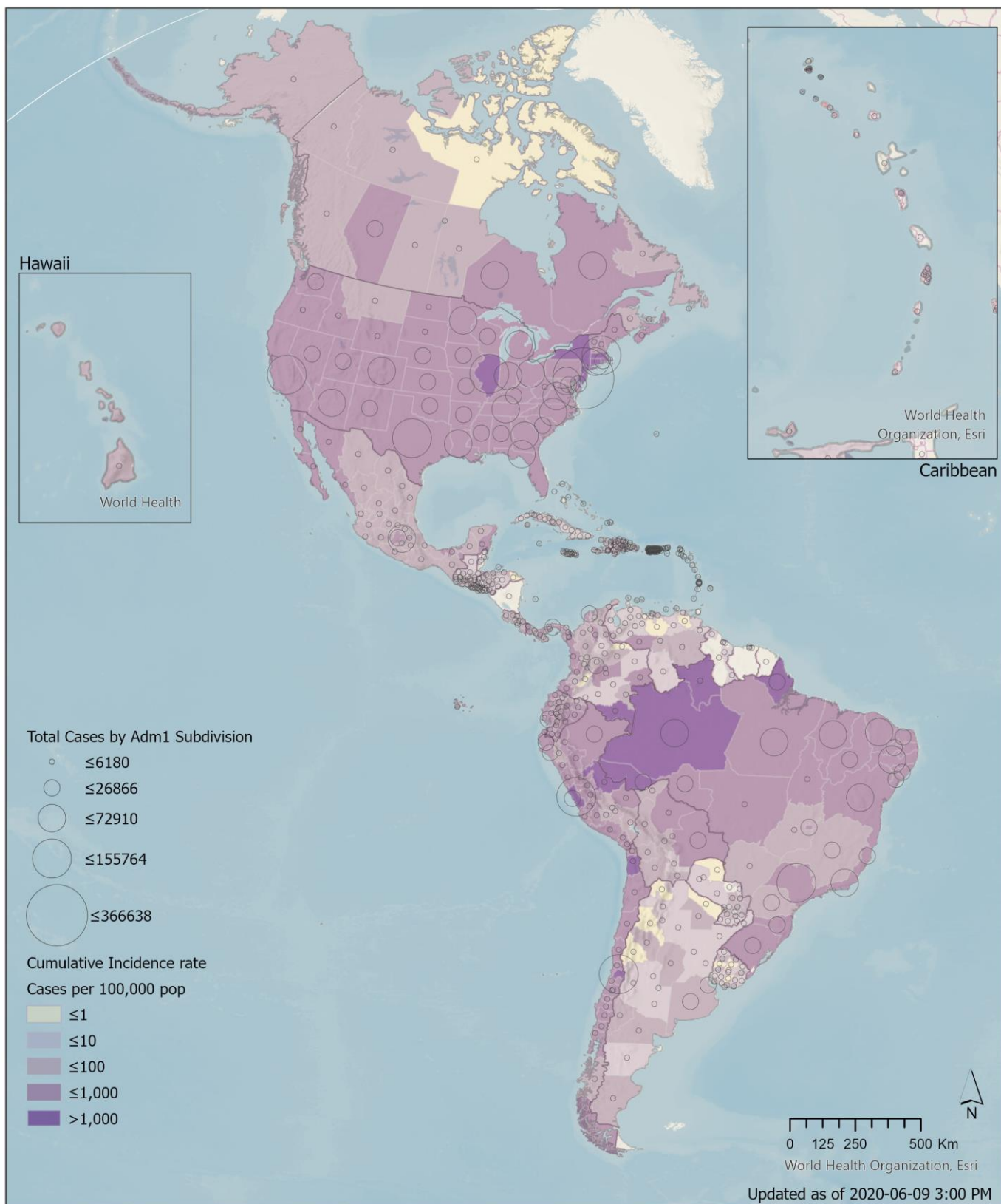
54

countries/areas/territories

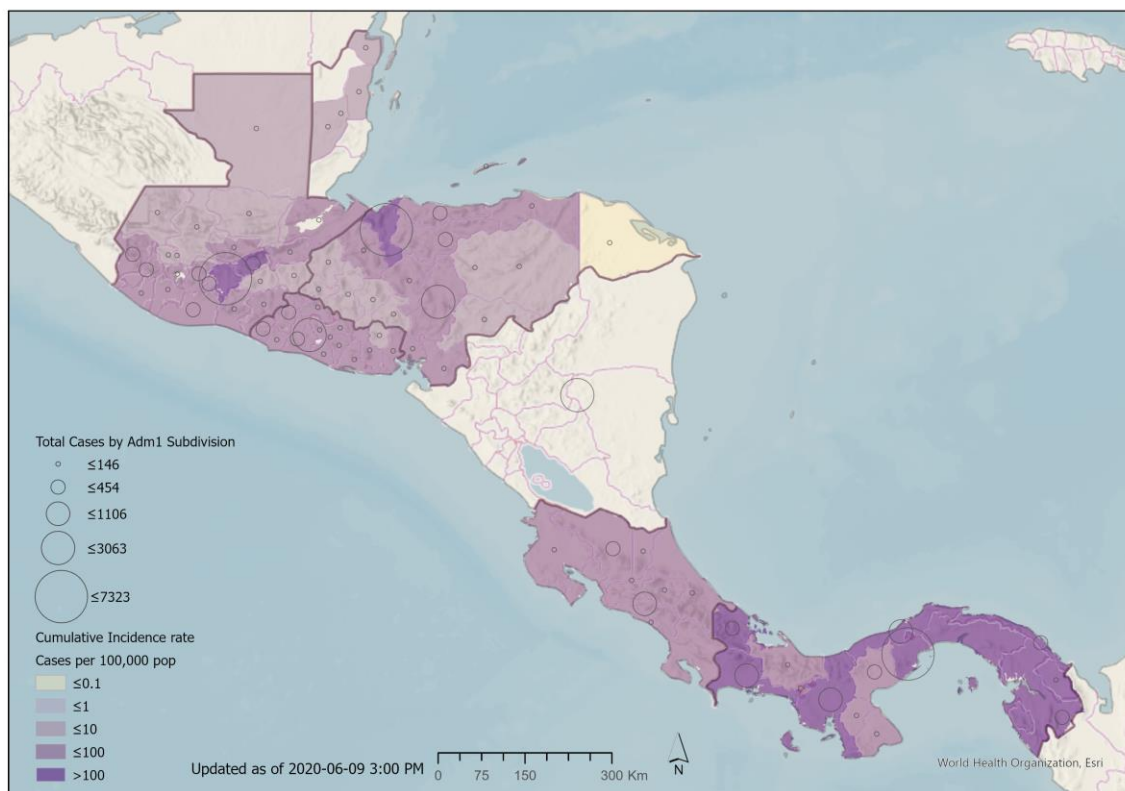
**Table 1:** Cumulative cases, deaths & crude case fatality rate (CFR%) among PAHO countries/territories with  $\geq 10,000$  cumulative cases.

Country/Territory	Cases	Deaths	CFR(%)
United States	1,968,331	111,978	5.7%
Brazil	739,503	38,406	5.2%
Peru	203,736	5,738	2.8%
Chile	148,496	2,475	1.7%
Mexico	124,301	14,649	11.8%
Canada	96,653	7,897	8.2%
Ecuador	44,440	3,720	8.4%
Colombia	42,078	1,372	3.3%
Argentina	24,761	717	2.9%
Dominican Republic	20,808	550	2.6%
Panama	17,233	403	2.3%
Bolivia	14,644	487	3.3%

**Map 1. Reported number of cumulative COVID-19 cases in the Region of the Americas and corresponding incidence rate (per 100,000 persons) by country/territory. As of 9 June 2020.**



**Map 2. Reported number of cumulative COVID-19 cases in the Central American sub-region and corresponding incidence rate (per 100,000 persons) by country/territory (sub-national level). As of 9 June 2020.**

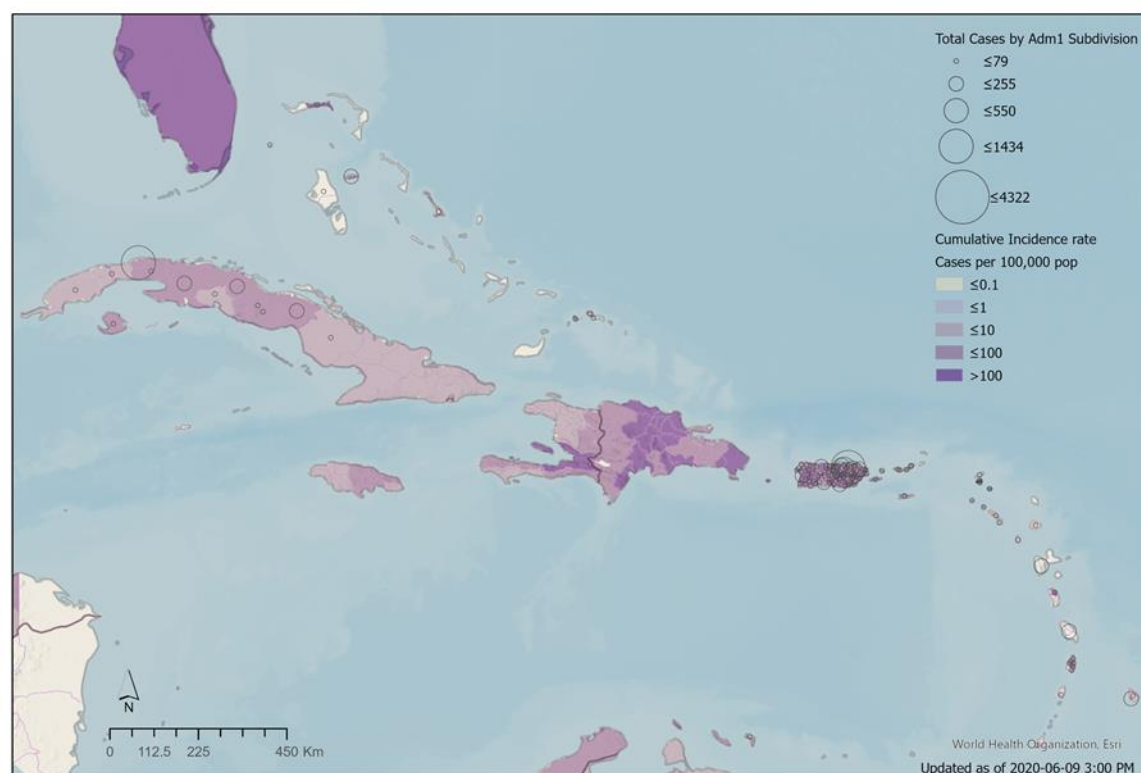


**PAHO**



© Pan American Health Organization-World Health Organization 2020. All rights reserved.  
The designations employed and the presentation of the material in these maps do not imply the expression of any opinion whatsoever on the part of the Secretariat of the Pan American Health Organization concerning the legal status of any country, territory, city or area or of its authorities, or concerning the delimitation of its frontiers or boundaries. Dotted and dashed lines on maps represent approximate border lines for which there may not yet be full agreement.

**Map 3. Reported number of cumulative COVID-19 cases in the Caribbean sub-region and corresponding incidence rate (per 100,000 persons) by country/territory (sub-national level). As of 9 June 2020.**



**PAHO**



© Pan American Health Organization-World Health Organization 2020. All rights reserved.  
The designations employed and the presentation of the material in these maps do not imply the expression of any opinion whatsoever on the part of the Secretariat of the Pan American Health Organization concerning the legal status of any country, territory, city or area or of its authorities, or concerning the delimitation of its frontiers or boundaries. Dotted and dashed lines on maps represent approximate border lines for which there may not yet be full agreement.

## Cumulative COVID-19 cases and deaths reported by countries and territories in the Americas, as of 10 June 2020

Updated as of 3 PM

Sub-Region	Country/Territory	Cases	Deaths	Recovered	% Relative Increase in Cases	Transmission Type
North America	Canada	96,653	7,897	55,572	0%	Community transmission
	Mexico	124,301	14,649	91,412	3%	Community transmission
	United States of America (the)	1,968,331	111,978	524,610	1%	Community transmission
	<b>Subtotal</b>	<b>2,189,285</b>	<b>134,524</b>	<b>671,594</b>	<b>1%</b>	
Central America	Belize	20	2	16	5%	Sporadic cases
	Costa Rica	1,375	12	717	2%	Clusters of cases
	El Salvador	3,274	60	1,438	3%	Community transmission
	Guatemala	7,866	289	1,413	5%	Community transmission
	Honduras	6,935	271	787	8%	Community transmission
	Nicaragua	1,655	55	953	26%	Community transmission
	Panama	17,233	403	10,561	2%	Community transmission
	<b>Subtotal</b>	<b>38,358</b>	<b>1,092</b>	<b>15,885</b>	<b>5%</b>	
South America	Argentina	24,761	717	7,991	5%	Community transmission
	Bolivia (the Plurinational State of)	14,644	487	2,190	5%	Community transmission
	Brazil	739,503	38,406	311,064	5%	Community transmission
	Chile	148,496	2,475	117,489	4%	Community transmission
	Colombia	42,078	1,372	16,534	3%	Community transmission
	Ecuador	44,440	3,720	21,862	1%	Community transmission
	Paraguay	1,202	11	619	1%	Community transmission
	Peru	203,736	5,738	92,929	2%	Community transmission
	Uruguay	846	23	754	0%	Clusters of cases
	Venezuela (Bolivarian Republic of)	2,632	23	487	6%	Community transmission
<b>Subtotal</b>	<b>1,222,338</b>	<b>52,972</b>	<b>571,919</b>	<b>4%</b>		
Caribbean and Atlantic Ocean Islands	Anguilla	3		3	0%	Sporadic cases
	Antigua and Barbuda	25	3	14	0%	Clusters of cases
	Aruba	101	3	98	0%	No cases
	Bahamas (the)	103	11	67	0%	Clusters of cases
	Barbados	96	7	83	4%	Clusters of cases
	Bermuda	141	9	123	0%	Clusters of cases
	Bonaire, Sint Eustatius, and Saba	7		7	0%	No cases
	Cayman Islands	176	1	104	3%	Clusters of cases
	Cuba	2,211	83	1,886	0%	Clusters of cases
	Curacao	22	1	16	5%	Sporadic cases
	Dominica	16		16	0%	Clusters of cases
	Dominican Republic (the)	20,808	550	12,318	2%	Community transmission
	Falkland Islands (the) [Malvinas]	13		13	0%	Clusters of cases
	French Guiana	865	2	457	12%	Clusters of cases
	Grenada	23		22	0%	Clusters of cases
	Guadeloupe	164	14	144	0%	Clusters of cases
	Guyana	156	12	86	1%	Clusters of cases
	Haiti	3,662	56	24	4%	Community transmission
	Jamaica	598	10	405	0%	Clusters of cases
	Martinique	202	14	98	0%	Clusters of cases
	Montserrat	11	1	8	0%	Sporadic cases
	Puerto Rico	5,329	143		3%	Community transmission
	Saint Barthelemy	6		6	0%	Sporadic cases
	Saint Kitts and Nevis	15		15	0%	Sporadic cases
	Saint Lucia	19		18	0%	Sporadic cases
	Saint Martin	41	3	33	0%	Sporadic cases
	Saint Pierre and Miquelon	1		1	0%	Sporadic cases
Saint Vincent and the Grenadines	27		25	0%	Sporadic cases	
Sint Maarten	77	15	61	0%	Sporadic cases	
Suriname	137	2	9	3%	Clusters of cases	
Trinidad and Tobago	117	8	109	0%	Sporadic cases	
Turks and Caicos	12	1	10	0%	Sporadic cases	
Virgin Islands (UK)	8	1	7	0%	Sporadic cases	
Virgin Islands (US)	72	6	64	1%	Clusters of cases	
<b>Subtotal</b>	<b>35,264</b>	<b>956</b>	<b>16,350</b>	<b>2%</b>		
<b>Total</b>	<b>3,485,245</b>	<b>189,544</b>	<b>1,275,748</b>	<b>2%</b>		

Table notes on the next page

**NOTES:** Case and death counts may include both confirmed and probable classifications depending on the reporting Member State. Recovered counts as indicated and defined by reporting Member States. To date, rapid diagnostic tests (RDTs) are not recommended for use by WHO.

**United States of America:** Case and death counts includes both confirmed and probable classifications, as published on the U.S. Centers for Disease Control and Prevention (US CDC) website on 10 June (for data confirmed at 16:00 EST the previous day). Excludes counts for Guam, Commonwealth of the Northern Marianas, Puerto Rico, and the United States Virgin Islands. Source: <https://bit.ly/2WJN2dd>. Recovered counts as reported by state and territorial health authorities, available at the COVID Tracking Project <https://bit.ly/2ztbRC6>

**Chile:** Confirmed cases include both symptomatic and asymptomatic PCR-positive cases, as defined by Chile MoH. Recovered cases are calculated as the total number of cases minus active cases and deaths. Available at: <https://bit.ly/2KQ99Jw>.

**Ecuador:** Aggregated case total as reported by the Ecuador Ministry of Public Health (35484 positives by RT-PCR + 8956 by RDTs). To date, these RDTs are not recommended for use by WHO. The Ecuador Ministry of Public Health reports an additional 2462 'probable deaths' under investigation that are not included in this table. Recovered counts are the sum of the recovered patients, hospital discharges, and epidemiological discharges as per the Ecuador Ministry of Public Health. Available at: <https://bit.ly/2RZtqjR>

**Mexico:** Recovered counts as reported by the Mexico MoH, as defined as all those positive for SARS-CoV-2 with a symptom onset date of more than 14 days, with no date of death, available at: <https://bit.ly/3blOdz0>

**Peru:** Aggregated case total as reported by the Peru MoH (48,271 by RT-PCR + 155,465 by RDTs). To date, these RDTs are not recommended for use by WHO.

**Puerto Rico:** Aggregated case total as reported by the Puerto Rico Department of Health (DoH); 1,402 were positive by RT-PCR and 3,927 were positive by serological tests. Total deaths include probable deaths. Available at: <https://bit.ly/2VvjksQ>