

## Global & Regional Update

### PAHO UPDATES

- **In the Region of the Americas**, an additional 68,785 cases and 2,274 deaths were reported in the past 24 hours, representing a 2% relative increase in cases and a 1% relative increase in deaths, compared to the previous day.
- Countries reporting the highest numbers of **new cases** ( $\geq 1,000$ ) compared with the previous day are: the **United States of America** (26,519 additional cases, 1% increase), **Brazil** (21,432 additional cases, 2% increase), **Mexico** (4,577 additional cases, 3% increase), **Chile** (3,804 additional cases, 2% increase), **Colombia** (2,531 additional cases, 4% increase), **Peru** (2,511 additional cases, 1% increase), **Argentina** (2,146 additional cases, 5% increase), and **Bolivia** (1,105 additional cases, 5% increase).
- Compared to the previous day, the following countries/territories have a **relative increase in cases**  $\geq 5\%$ : **Guyana** (11%, 21 additional cases), **Argentina** (5%, 2,146 additional cases), **Belize** (5%, 1 additional cases), **Bolivia** (5%, 1,105 additional cases), **French Guiana** (5%, 135 additional cases), and **Guatemala** (5%, 624 additional cases).
- The **United States of America** accounts for 51% of all cases and 53% of all deaths for the Region of the Americas and **Brazil** accounts for 25% of all cases and 23% of all deaths. Combined, these two countries account for 76% of **all cases** and 76% of **all deaths** currently reported in the Region of the Americas.
- Countries reporting the highest numbers of **new deaths** ( $\geq 100$ ) are **Mexico** (759 additional deaths, 3% increase), **Brazil** (654 additional deaths, 1% increase), the **United States of America** (410 additional deaths,  $< 1\%$  increase), and **Peru** (178 additional deaths, 2% increase).
- Compared to the previous day, the following countries/territories have a **relative increase in deaths**  $> 5\%$ : **Suriname** (13%, 1 additional death), **Honduras** (9%, 32 additional death), **Bolivia** (6%, 47 additional death), **El Salvador** (6%, 6 additional death), **Venezuela** (6%, 2 additional death).
- **The pooled crude case-fatality estimate** (the number of reported deaths divided by the reported cases) **in the Region of the Americas is 5.0%** (median country-specific estimate: 3.1%; IQR: 0.9% - 7.0%).

### GLOBAL

9,062,444

cases

471,861

deaths

215

countries/areas/territories

### PAHO

4,507,006

cases

226,504

deaths

54

countries/areas/territories

**Table 1: Cumulative cases, deaths & crude case fatality rate (CFR%) among PAHO countries/territories with  $\geq 10,000$  cumulative cases.**

Country/Territory	Cases	Deaths	CFR (%)
United States	2,295,272	120,171	5.2%
Brazil	1,106,470	51,271	4.6%
Peru	257,447	8,223	3.2%
Chile	250,767	4,505	1.8%
Mexico	185,122	22,584	12.2%
Canada	101,637	8,436	8.3%
Colombia	71,183	2,310	3.2%
Ecuador	51,643	4,274	8.3%
Argentina	44,931	1,049	2.3%
Dominican Republic	27,936	675	2.4%
Panama	26,752	521	1.9%
Bolivia	25,493	820	3.2%
Guatemala	13,769	547	4.0%
Honduras	13,356	395	3.0%

### GLOBAL UPDATES FROM LAST 24 HOURS

Global cases of COVID-19 have now surpassed 9 million.

From WHO's summary concerning COVID-19:

- 152,391 new confirmed cases from 135 countries/territories/areas. **Brazil, United States of America**, India, Russian Federation, **Chile, Mexico**, South Africa, Pakistan, Bangladesh, and **Peru** are the 10 countries reporting the highest number of new cases.
- 4,025 new deaths from 82 countries/territories/areas. **Brazil, United States of America**, India, **Mexico, Peru, Chile**, Iran (Islamic Republic of), Russian Federation, Pakistan, and Egypt are the 10 countries reporting the highest number of new deaths.

## PAHO HIGHLIGHTS

**Argentina** – The [Minister of National Public Works](#) has implemented a number of additional interventions in different parts of the country as part of the COVID-19 National Health Emergency Network. One of the main interventions is the construction of 12 modular hospitals which, on average, each have 24 intensive care beds, 52 critical beds and the necessary infrastructure for oxygen supply, emergency power supply and sanitary facilities. Although their construction was motivated by the COVID-19 pandemic, these new constructions will be permanent.

**French Guiana** – The [Government presented new guidelines](#) on 19 June to slow the spread of COVID-19 in French Guiana, which has been rapidly increasing. The government had already postponed municipal elections, announced stage 3 of the epidemic (June 15), and proposed the prolongment of the state of emergency to parliament. New supports to strengthen healthcare capacity will include additional health crisis management staff, a medical evacuation strategy, deployment of a 20-bed field hospital, and the arrival of 17 healthcare providers from the national health reserve.

**Paraguay** – The [Ministry of Health](#) with the President of the Republic, Benítez, announced the extension of Phase 3 of the “intelligent quarantine” for two more weeks, given the current situation of the epidemic in the country. The reasons presented for the prolongation of the quarantine included the substantial increase in cases in other countries in the region, the increase in community cases recently registered in the country, and that current spread is occurring through both social and family networks, as well as through engagement in leisure activities.

## COUNTRY UPDATE

### Chile

As of today, 23 June 2020, there are 250,767 reported cases, 4,505 deaths, and 210,570 recovered cases of COVID-19 in Chile. Transmission Type in the country is classified as Community Transmission.

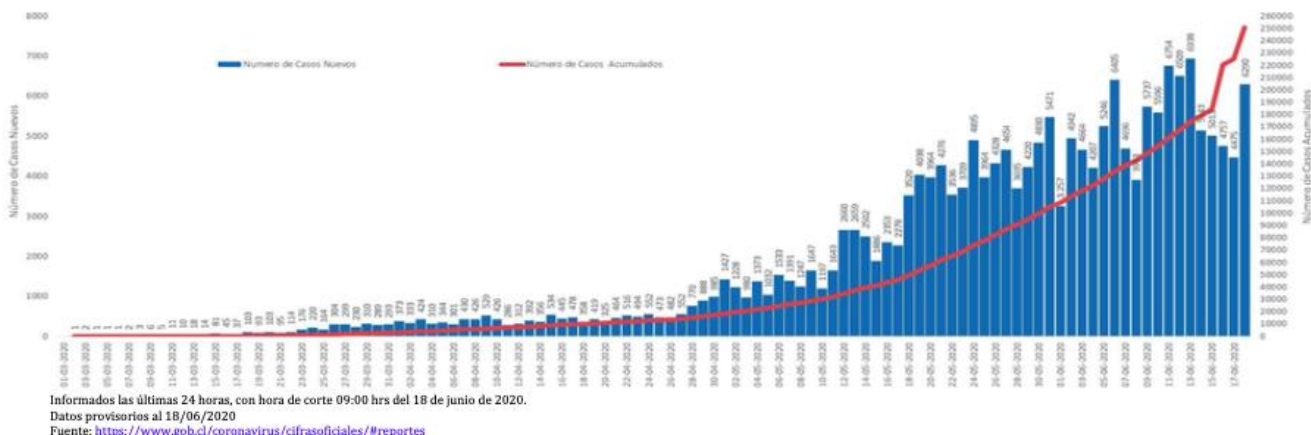
From the Ministry of Health, Epidemiological Update No. 27, 19 June, 2020:

#### Summary of cases, as of 18 June:

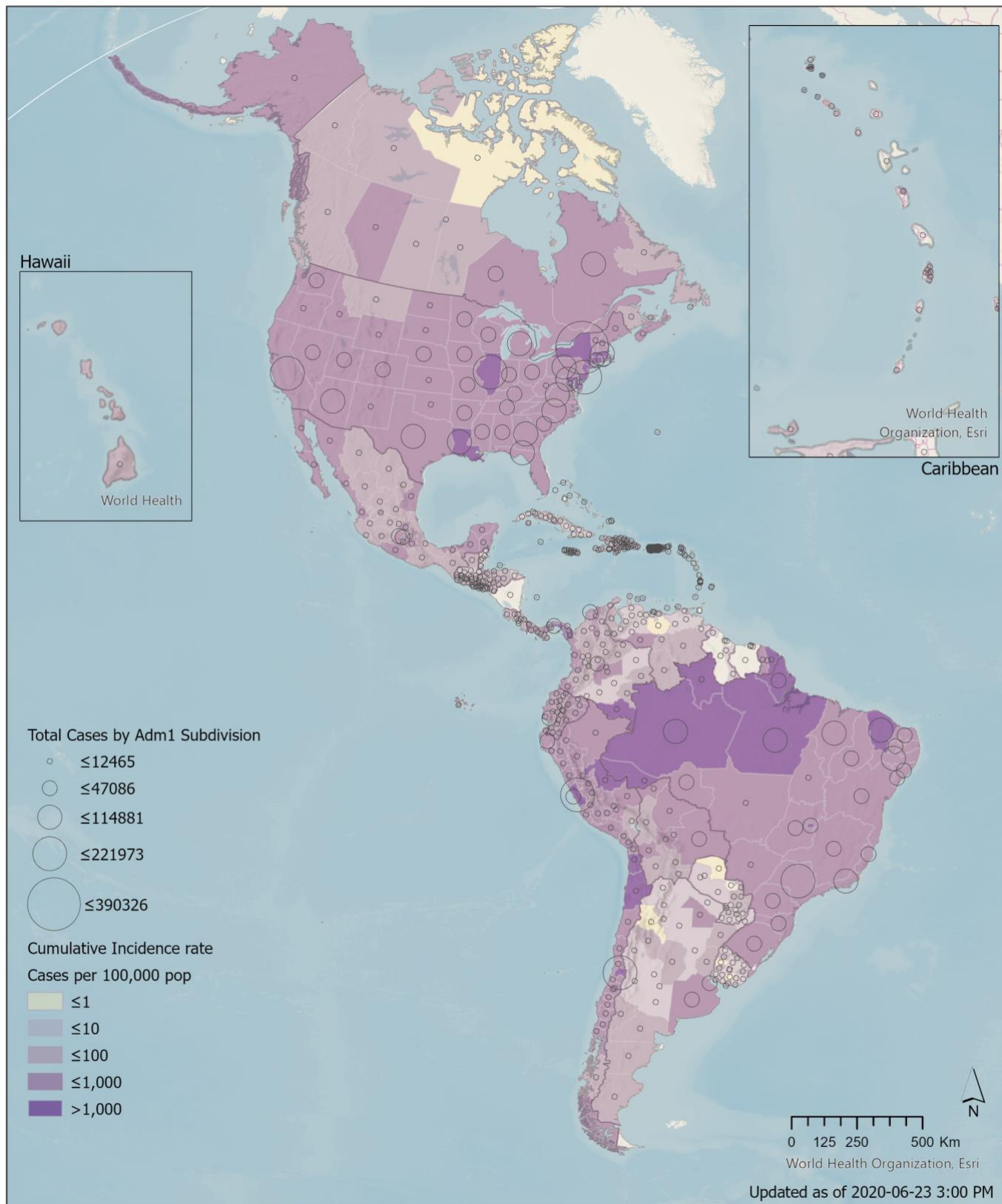
- **Confirmed cases:** 231,393 with laboratory confirmed cases and 19,526 probable cases (without laboratory confirmation) See Figure 1.
- **Positivity rate:** 1,289.5 per 100,000 population, from the total number of cases diagnosed since 3 March.
- **Age:** Median age from confirmed cases is 39 years. 4.6% of confirmed cases are among children under 15 years of age, 24.0% among 15-29 years of age, 31.5% among 30-44 years of age, 29.6% among 45-64 years of age, and 10.3% among adults aged 65 and over.
- **Location:** Highest cumulative incidence rates per 100,000 population, by laboratory-confirmed cases, are in the Metropolitan region (2506.9), the Tarapacá Region (1,338.7) and the Antofagasta Region (865.6).

Figure 1 presents the curve of COVID-19 cases (confirmed and probable) by laboratory by date. As of 18 June, there were a total of 250,919 accumulated cases (confirmed and probable).

**Figure 1. Number of new confirmed cases (includes probable) and accumulated cases of COVID-19 by date of laboratory confirmation. Chile, as of June 18, 2020.**



**Map 1. Reported number of cumulative COVID-19 cases in the Region of the Americas and corresponding incidence rate (per 100,000 persons) by country/territory. As of 23 June 2020.**

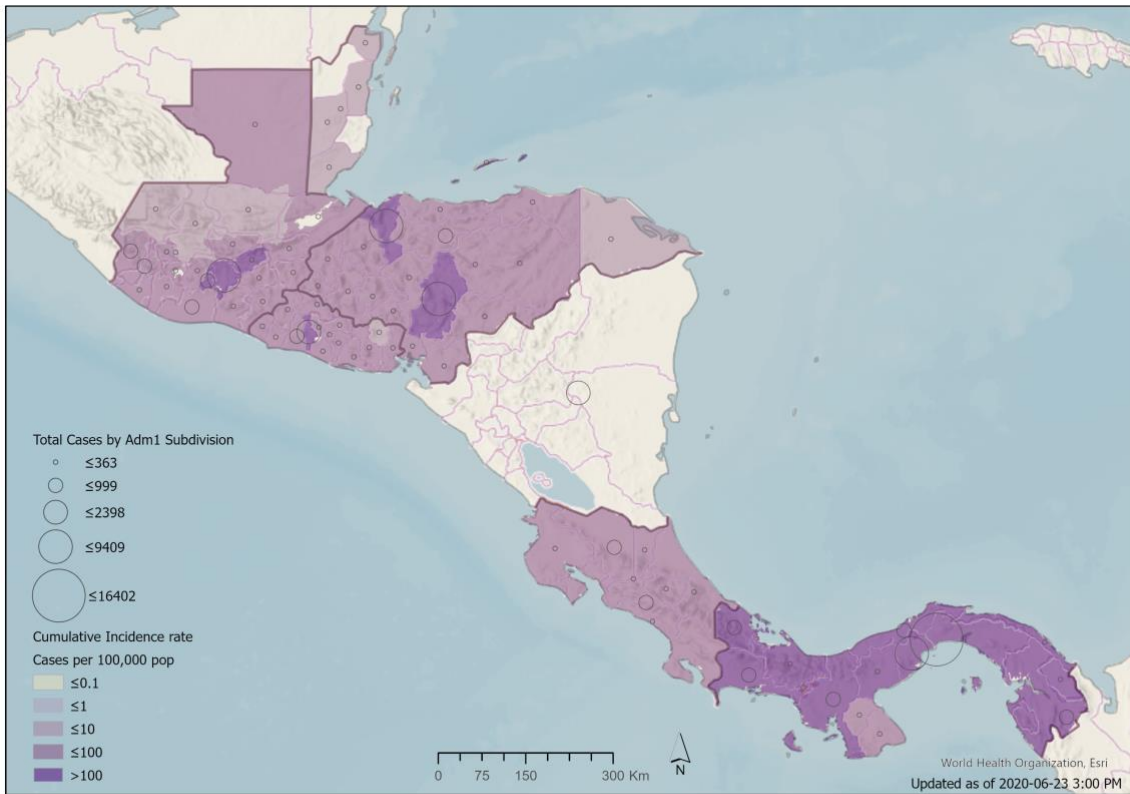


**PAHO**



© Pan American Health Organization-World Health Organization 2020. All rights reserved.  
The designations employed and the presentation of the material in these maps do not imply the expression of any opinion whatsoever on the part of the Secretariat of the Pan American Health Organization concerning the legal status of any country, territory, city or area or of its authorities, or concerning the delimitation of its frontiers or boundaries. Dotted and dashed lines on maps represent approximate border lines for which there may not yet be full agreement.

**Map 2. Reported number of cumulative COVID-19 cases in the Central American sub-region and corresponding incidence rate (per 100,000 persons) by country/territory (sub-national level). As of 23 June 2020.**

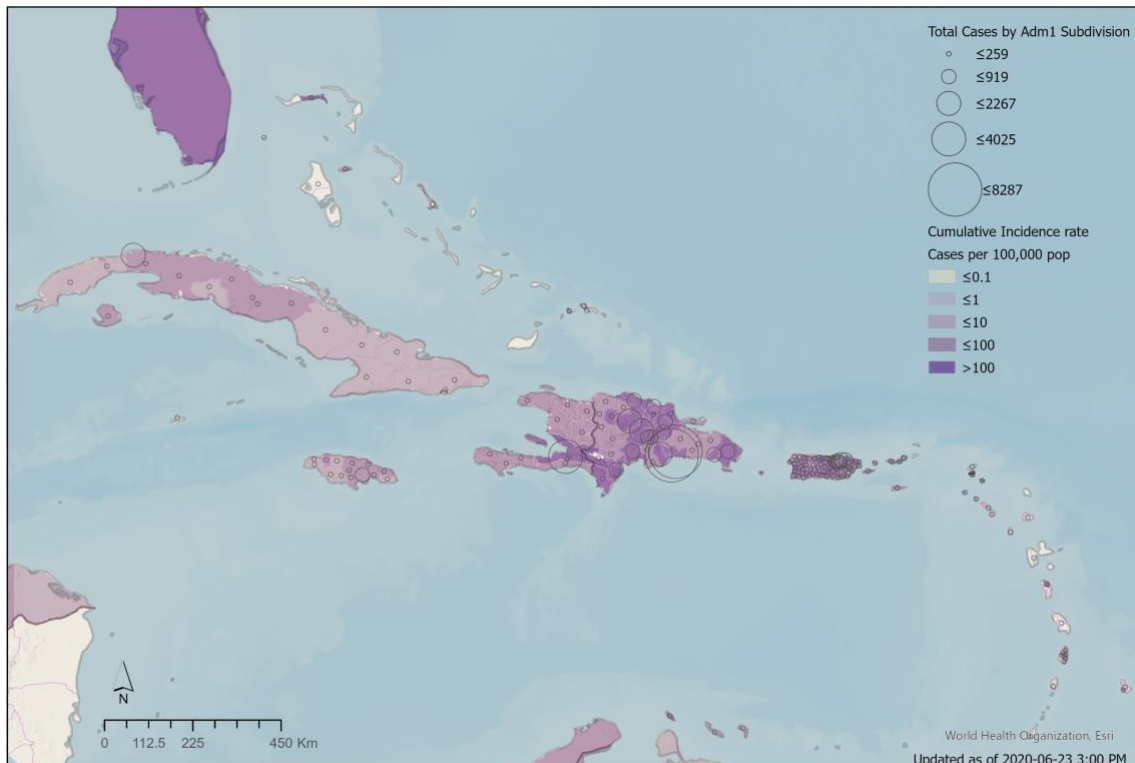


**PAHO**



© Pan American Health Organization-World Health Organization 2020. All rights reserved.  
The designations employed and the presentation of the material in these maps do not imply the expression of any opinion whatsoever on the part of the Secretariat of the Pan American Health Organization concerning the legal status of any country, territory, city or area or of its authorities, or concerning the delimitation of its frontiers or boundaries. Dotted and dashed lines on maps represent approximate border lines for which there may not yet be full agreement.

**Map 3. Reported number of cumulative COVID-19 cases in the Caribbean sub-region and corresponding incidence rate (per 100,000 persons) by country/territory (sub-national level). As of 23 June 2020.**



**PAHO**



© Pan American Health Organization-World Health Organization 2020. All rights reserved.  
The designations employed and the presentation of the material in these maps do not imply the expression of any opinion whatsoever on the part of the Secretariat of the Pan American Health Organization concerning the legal status of any country, territory, city or area or of its authorities, or concerning the delimitation of its frontiers or boundaries. Dotted and dashed lines on maps represent approximate border lines for which there may not yet be full agreement.

## Cumulative COVID-19 cases and deaths reported by countries and territories in the Americas, as of 23 June 2020

Updated as of 3 PM

Sub-Region	Country/Territory	Cases	Deaths	Recovered	% Relative Increase in Cases	Transmission Type
North America	Canada	101,637	8,436	64,334	0%	Community transmission
	Mexico	185,122	22,584	140,118	3%	Community transmission
	United States of America (the)	2,295,272	120,171	639,942	1%	Community transmission
	<b>Subtotal</b>	<b>2,582,031</b>	<b>151,191</b>	<b>844,394</b>	<b>1%</b>	
Central America	Belize	23	2	17	5%	Sporadic cases
	Costa Rica	2,277	12	1,043	3%	Clusters of cases
	El Salvador	4,973	113	2,814	3%	Community transmission
	Guatemala	13,769	547	2,818	5%	Community transmission
	Honduras	13,356	395	1,362	4%	Community transmission
	Nicaragua	2,014	64	1,238	0%	Community transmission
	Panama	26,752	521	14,664	3%	Community transmission
<b>Subtotal</b>	<b>63,164</b>	<b>1,654</b>	<b>23,956</b>	<b>3%</b>		
South America	Argentina	44,931	1,049	13,576	5%	Community transmission
	Bolivia (the Plurinational State of)	25,493	820	5,857	5%	Community transmission
	Brazil	1,106,470	51,271	571,649	2%	Community transmission
	Chile	250,767	4,505	210,570	2%	Community transmission
	Colombia	71,183	2,310	28,968	4%	Community transmission
	Ecuador	51,643	4,274	25,455	1%	Community transmission
	Paraguay	1,422	13	926	2%	Community transmission
	Peru	257,447	8,223	145,320	1%	Community transmission
	Uruguay	882	25	815	1%	Clusters of cases
	Venezuela (Bolivarian Republic of)	4,048	35	1,327	3%	Community transmission
<b>Subtotal</b>	<b>1,814,286</b>	<b>72,525</b>	<b>1,004,463</b>	<b>2%</b>		
Caribbean and Atlantic Ocean Islands	Anguilla	3		3	0%	No Cases
	Antigua and Barbuda	26	3	22	0%	Clusters of cases
	Aruba	101	3	98	0%	No cases
	Bahamas (the)	104	11	82	0%	Clusters of cases
	Barbados	97	7	85	0%	Clusters of cases
	Bermuda	146	9	132	0%	Sporadic cases
	Bonaire, Sint Eustatius, and Saba	7		7	0%	No cases
	Cayman Islands	195	1	146	0%	Clusters of cases
	Cuba	2,318	85	2,123	0%	Clusters of cases
	Curacao	24	1	22	4%	Sporadic cases
	Dominica	18		18	0%	Clusters of cases
	Dominican Republic (the)	27,936	675	15,551	2%	Community transmission
	Falkland Islands (the) [Malvinas]	13		13	0%	No Cases
	French Guiana	2,593	8	1016	5%	Community transmission
	Grenada	23		23	0%	Clusters of cases
	Guadeloupe	174	14	157	0%	Clusters of cases
	Guyana	205	12	103	11%	Clusters of cases
	Haiti	5,216	88	338	0%	Community transmission
	Jamaica	665	10	516	1%	Clusters of cases
	Martinique	236	14	98	0%	Clusters of cases
	Montserrat	11	1	8	0%	No Cases
	Puerto Rico	6,685	149		2%	Community transmission
	Saint Barthelemy	6		6	0%	No Cases
	Saint Kitts and Nevis	15		15	0%	No Cases
	Saint Lucia	19		18	0%	Sporadic cases
	Saint Martin	42	3	36	0%	Sporadic cases
	Saint Pierre and Miquelon	1		1	0%	No Cases
	Saint Vincent and the Grenadines	29		26	0%	Sporadic cases
	Sint Maarten	77	15	62	0%	Sporadic cases
Suriname	319	9	132	0%	Clusters of cases	
Trinidad and Tobago	123	8	109	0%	Sporadic cases	
Turks and Caicos	14	1	10	0%	No Cases	
Virgin Islands (UK)	8	1	7	0%	No Cases	
Virgin Islands (US)	76	6	64	0%	Clusters of cases	
<b>Subtotal</b>	<b>47,525</b>	<b>1,134</b>	<b>21,047</b>	<b>2%</b>		
<b>Total</b>	<b>4,507,006</b>	<b>226,504</b>	<b>1,893,860</b>	<b>2%</b>		

Table notes on the next page

**NOTES:** Case and death counts may include both confirmed and probable classifications depending on the reporting Member State. Recovered counts as indicated and defined by reporting Member States. To date, rapid diagnostic tests (RDTs) are not recommended for use by WHO. Data is updated on a weekly basis for Guadeloupe, Martinique, Nicaragua, Saint Barthelemy, and Saint Martin.

**United States of America:** Case and death counts includes both confirmed and probable classifications, as published on the U.S. Centers for Disease Control and Prevention (US CDC) website on 23 June (for data confirmed at 16:00 EST the previous day). Excludes counts for Guam, Commonwealth of the Northern Marianas, Puerto Rico, and the United States Virgin Islands. Source: <https://bit.ly/2WJN2dd>. Recovered counts as reported by state and territorial health authorities, available at the COVID Tracking Project <https://bit.ly/2ztbRC6>

**Chile:** Confirmed cases include both symptomatic and asymptomatic PCR-positive cases, as defined by Chile MoH. Recovered cases are calculated as the total number of cases minus active cases and deaths. Available at: <https://bit.ly/2KQ99Jw>.

**Ecuador:** Aggregated case total as reported by the Ecuador Ministry of Public Health (42,687 positive by RT-PCR + 8,956 by RDTs). To date, these RDTs are not recommended for use by WHO. The Ecuador Ministry of Public Health reports an additional 2,875 'probable deaths' under investigation that are not included in this table. Recovered counts are the sum of the recovered patients, hospital discharges, and epidemiological discharges as per the Ecuador Ministry of Public Health. Available at: <https://bit.ly/2RZtqjR>

**Mexico:** Recovered counts as reported by the Mexico MoH, as defined as all those positive for SARS-CoV-2 with a symptom onset date of more than 14 days, with no date of death, available at: <https://bit.ly/3blOdz0>

**Peru:** Aggregated case total as reported by the Peru MoH (61,754 by RT-PCR + 195,693 by RDTs). To date, these RDTs are not recommended for use by WHO.

**Puerto Rico:** Aggregated case total as reported by the Puerto Rico Department of Health (DoH); 1,550 were positive by RT-PCR and 5,135 were positive by serological tests. Total deaths include probable deaths. Available at: <https://bit.ly/2VvjksQ>

**DATA ADJUSTMENTS:** Differences in the total number of cases, deaths, and/or recovered cases and respective % increases reflect the following adjustment:

**Ecuador:** Data for 22 June were retrospectively adjusted to align with the Ecuador Ministry of Public Health, reporting 50,915 cases, 4,246 deaths, and 25,316 recovered.