

## Region of the Americas Update

3 PM WDC. 8 August 2020

### Last 24 hours

<b>156,817</b>	Additional cases
<b>4,182</b>	Additional deaths
<b>1.52%</b>	Relative increase in cases
<b>1.10%</b>	Relative increase in deaths
<b>33</b>	Countries /territories reporting new cases
<b>23</b>	Countries/territories reporting new deaths

### Highest numbers of cases & deaths in the last 24 hrs

#### Cases ( ≥ 1,000)

United States	<b>61,028</b>
Brazil	<b>50,230</b>
Colombia	<b>9,486</b>
Peru	<b>8,466</b>
Argentina	<b>7,482</b>
Mexico	<b>6,717</b>
Chile	<b>2,198</b>
Ecuador	<b>1,603</b>
Bolivia	<b>1,468</b>
Panama	<b>1,142</b>
Dominican Republic	<b>1,069</b>
Costa Rica	<b>1,011</b>

#### Deaths ( ≥ 100)

United States	<b>1,324</b>
Brazil	<b>1,079</b>
Mexico	<b>794</b>
Colombia	<b>311</b>
Peru	<b>225</b>
Argentina	<b>159</b>

### PAHO/WHO – Highlights

- Intensification of cases in the Caribbean sub-region continues with **Turks and Caicos Islands, the Bahamas and Suriname** reporting more than 5% relative increase in cases (range 5%-21%) compared to the previous day. **Martinique** reported 60 new cases compared to the previous week – a 22% relative increase.
- In Central America, **Belize** and **Costa Rica** continue with their acceleration in cases with a 28% relative increase in cases reported in Belize (32 new cases) and 1,011 new cases reported in Costa Rica (5% increase).
- [The WHO guidance on the public health surveillance of coronavirus disease 2019 \(COVID-19\) in humans caused by infection with severe acute respiratory syndrome coronavirus 2 \(SARS-CoV-2\) has been published.](#) This document combines and supersedes the Global surveillance guidance for COVID-19 caused by human infection with COVID-19 virus: Interim guidance, and Surveillance strategies for COVID-19 human infection: Interim Guidance 10 May 2020

### PAHO

**10,447,261** cases

**385,076** deaths

**54**

countries/areas/territories affected

### Global

**19,344,760** cases

**720,257** deaths

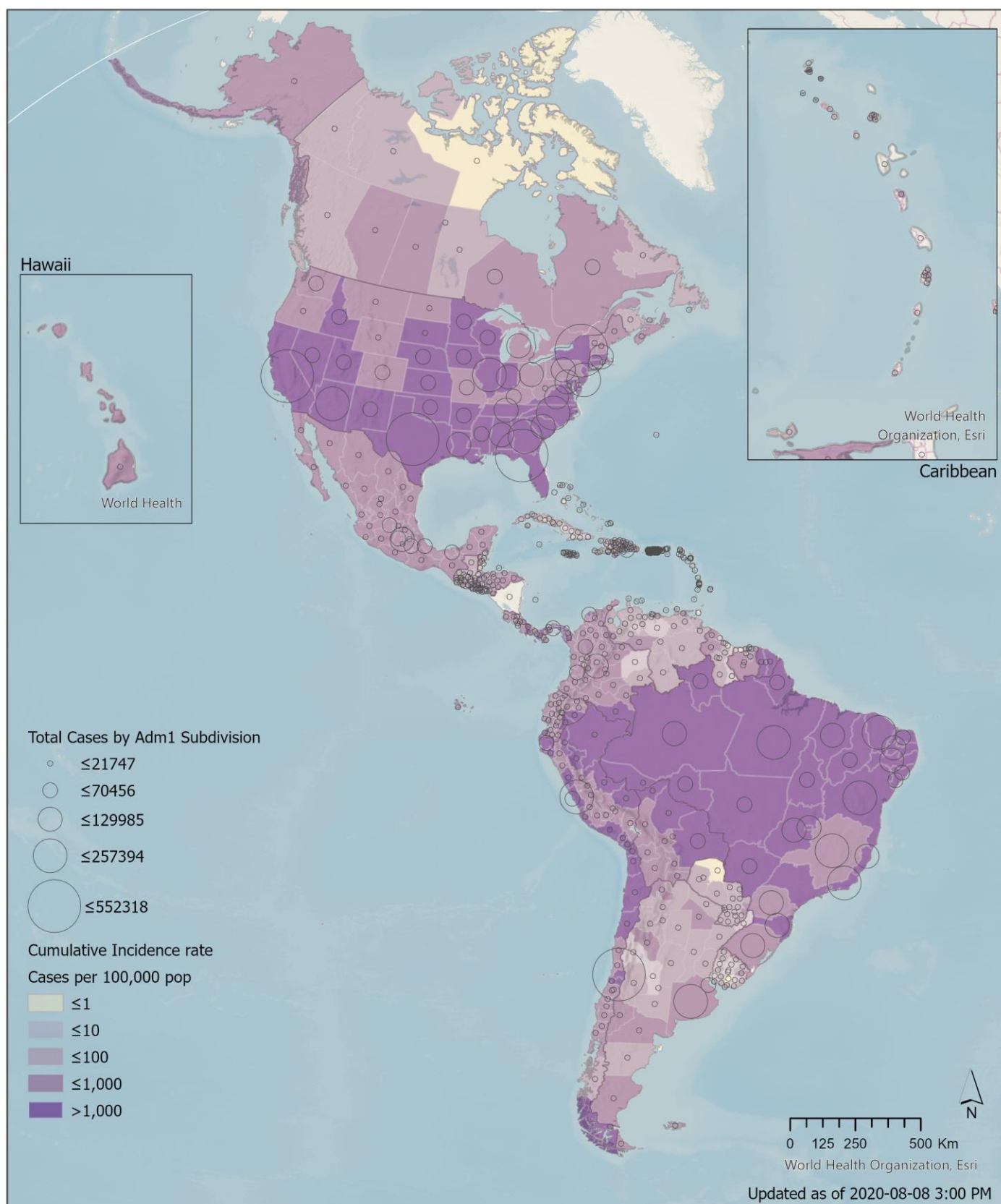
**216**

countries/areas/territories affected

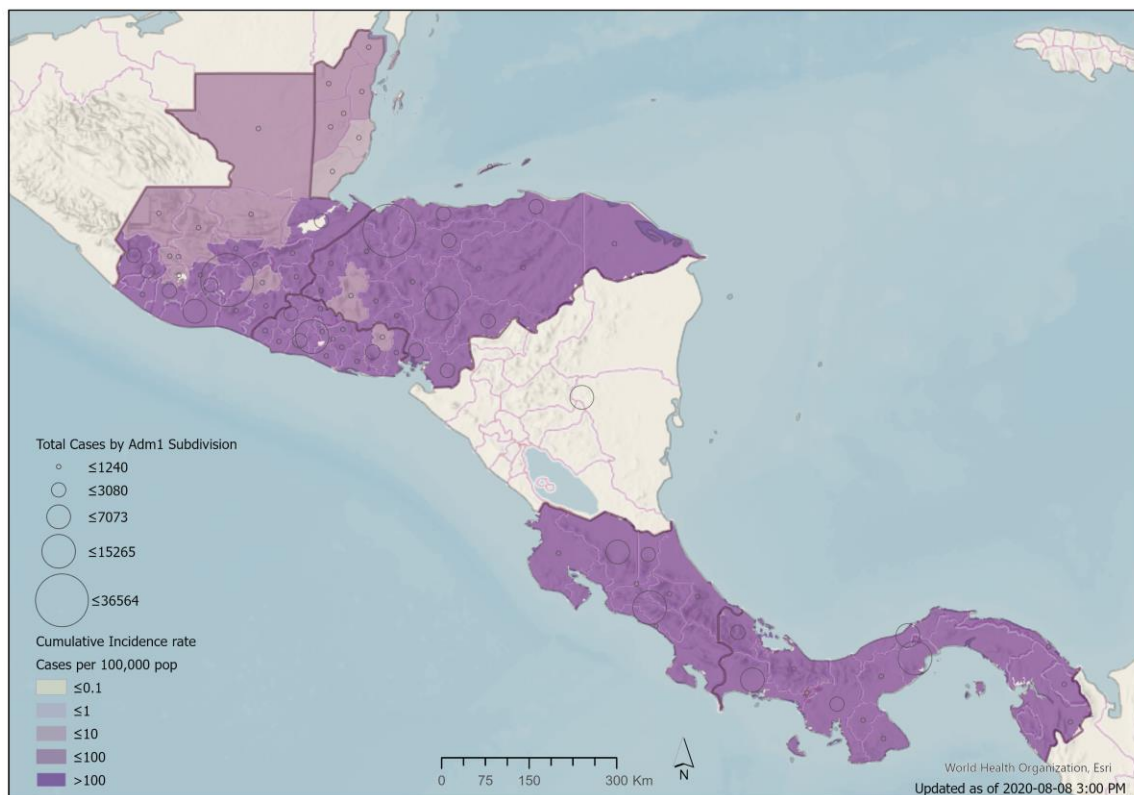
**Total cases, deaths & CFR (%) among PAHO countries/territories with ≥ 10,000 cumulative cases.**

Country/Territory	Cases	Deaths	CFR (%)
United States of America	4,897,958	159,930	3.3%
Brazil	2,962,442	99,572	3.4%
Mexico	469,407	51,311	10.9%
Peru	463,875	20,649	4.5%
Chile	371,023	10,011	2.7%
Colombia	367,196	12,250	3.3%
Argentina	235,677	4,450	1.9%
Canada	118,985	8,970	7.5%
Ecuador	93,572	5,916	6.3%
Bolivia	87,891	3,524	4.0%
Dominican Republic	78,778	1,289	1.6%
Panama	72,560	1,591	2.2%
Guatemala	56,189	2,197	3.9%
Honduras	46,635	1,465	3.1%
Venezuela	24,166	208	0.9%
Costa Rica	22,081	218	1.0%
Puerto Rico	21,424	274	1.3%
El Salvador	19,978	536	2.7%

**Map 1. Reported number of cumulative COVID-19 cases in the Region of the Americas and corresponding incidence rate (per 100,000 persons) by country/territory. As of 8 August 2020.**



**Map 2. Reported number of cumulative COVID-19 cases in the Central American sub-region and corresponding incidence rate (per 100,000 persons) by country/territory (sub-national level). As of 8 August 2020.**

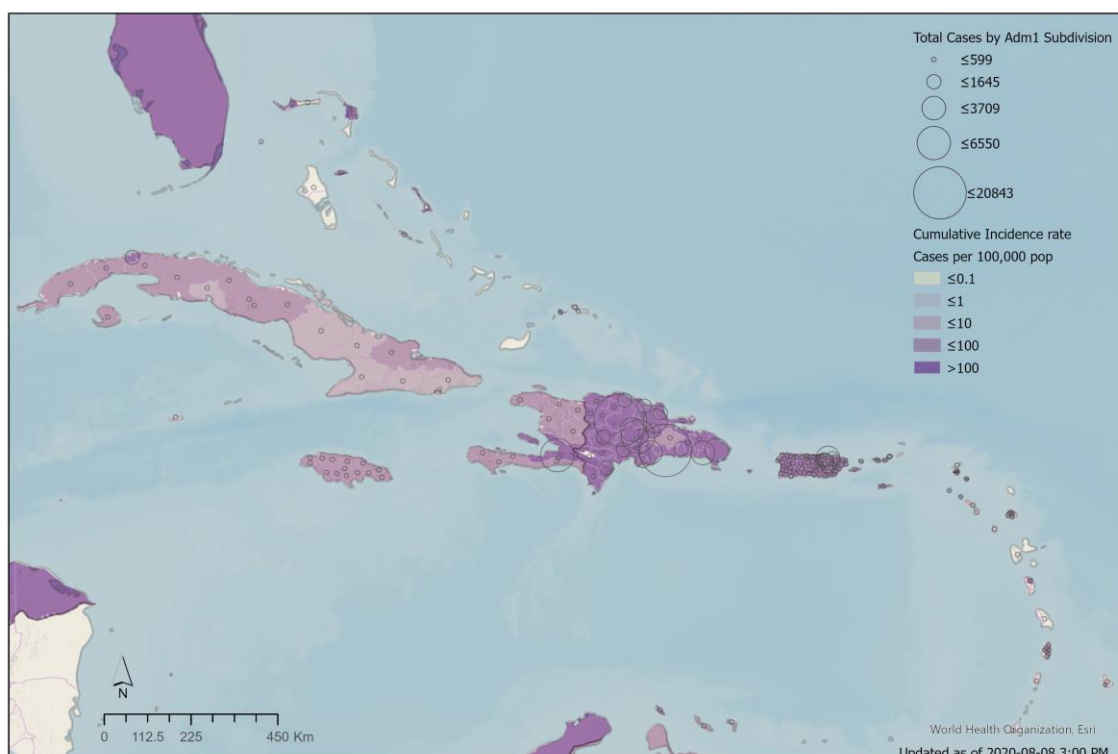


**PAHO**



© Pan American Health Organization-World Health Organization 2020. All rights reserved.  
The designations employed and the presentation of the material in these maps do not imply the expression of any opinion whatsoever on the part of the Secretariat of the Pan American Health Organization concerning the legal status of any country, territory, city or area or of its authorities, or concerning the delimitation of its frontiers or boundaries. Dotted and dashed lines on maps represent approximate border lines for which there may not yet be full agreement.

**Map 3. Reported number of cumulative COVID-19 cases in the Caribbean sub-region and corresponding incidence rate (per 100,000 persons) by country/territory (sub-national level). As of 8 August 2020.**



**PAHO**



© Pan American Health Organization-World Health Organization 2020. All rights reserved.  
The designations employed and the presentation of the material in these maps do not imply the expression of any opinion whatsoever on the part of the Secretariat of the Pan American Health Organization concerning the legal status of any country, territory, city or area or of its authorities, or concerning the delimitation of its frontiers or boundaries. Dotted and dashed lines on maps represent approximate border lines for which there may not yet be full agreement.

## Cumulative COVID-19 cases and deaths reported by countries and territories in the Americas, as of 8 August 2020

Updated as of 3 PM

Sub-Region	Country/Territory	Cases	Deaths	Recovered	% Relative Increase in Cases	Transmission Type
North America	Canada	118,985	8,970	103,435	0%	Community transmission
	Mexico	469,407	51,311	313,386	1%	Community transmission
	United States of America (the)	4,897,958	159,930	1,623,122	1%	Community transmission
	<b>Subtotal</b>	<b>5,486,350</b>	<b>220,211</b>	<b>2,039,943</b>	<b>1%</b>	
Central America	Belize	146	2	32	28%	Sporadic cases
	Costa Rica	22,081	218	7,266	5%	Community transmission
	El Salvador	19,978	536	9,515	2%	Community transmission
	Guatemala	56,189	2,197	44,072	2%	Community transmission
	Honduras	46,635	1,465	6,355	2%	Community transmission
	Nicaragua	3,266	123	2,913	0%	Community transmission
	Panama	72,560	1,591	46,675	2%	Community transmission
	<b>Subtotal</b>	<b>220,855</b>	<b>6,132</b>	<b>116,828</b>	<b>2%</b>	
South America	Argentina	235,677	4,450	108,242	3%	Community transmission
	Bolivia (the Plurinational State of)	87,891	3,524	28,139	2%	Community transmission
	Brazil	2,962,442	99,572	2,068,394	2%	Community transmission
	Chile	371,023	10,011	344,133	1%	Community transmission
	Colombia	367,196	12,250	198,495	3%	Community transmission
	Ecuador	93,572	5,916	59,344	2%	Community transmission
	Paraguay	6,508	69	5,123	2%	Community transmission
	Peru	463,875	20,649	310,337	2%	Community transmission
	Uruguay	1,325	37	1,095	1%	Clusters of cases
	Venezuela (Bolivarian Republic of)	24,166	208	12,960	4%	Community transmission
	<b>Subtotal</b>	<b>4,613,675</b>	<b>156,686</b>	<b>3,136,262</b>	<b>2%</b>	
Caribbean and Atlantic Ocean Islands	Anguilla	3		3	0%	No Cases
	Antigua and Barbuda	92	3	76	0%	Clusters of cases
	Aruba	263	3	114	0%	Community transmission
	Bahamas (the)	830	14	91	9%	Clusters of cases
	Barbados	138	7	108	4%	Clusters of cases
	Bermuda	158	9	144	1%	Sporadic cases
	Bonaire, Sint Eustatius, and Saba	13		11	0%	Sporadic cases
	Cayman Islands	203	1	202	0%	Sporadic cases
	Cuba	2,888	88	2,442	2%	Clusters of cases
	Curacao	31	1	30	0%	Sporadic cases
	Dominica	18		18	0%	Clusters of cases
	Dominican Republic (the)	78,778	1,289	42,538	1%	Community transmission
	Falkland Islands (the) [Malvinas]	13		13	0%	No Cases
	French Guiana	8,267	48	7,501	1%	Community transmission
	Grenada	24		23	0%	Clusters of cases
	Guadeloupe	290	14	179	4%	Clusters of cases
	Guyana	538	22	189	0%	Clusters of cases
	Haiti	7,599	177	4,893	0%	Community transmission
	Jamaica	987	12	745	3%	Community transmission
	Martinique	336	16	98	22%	Clusters of cases
	Montserrat	13	1	9	0%	No Cases
	Puerto Rico	21,424	274	0	4%	Community transmission
	Saint Barthelemy	9		6	0%	No Cases
	Saint Kitts and Nevis	17		16	0%	No Cases
	Saint Lucia	25		24	0%	Sporadic cases
	Saint Martin	53	3	41	0%	Sporadic cases
	Saint Pierre and Miquelon	4		4	0%	Sporadic cases
	Saint Vincent and the Grenadines	56		46	0%	Sporadic cases
	Sint Maarten	176	16	86	0%	Community transmission
	Suriname	2,203	29	1,505	5%	Community transmission
	Trinidad and Tobago	225	8	135	4%	Cluster of cases
	Turks and Caicos	170	2	39	21%	Clusters of cases
	Virgin Islands (UK)	9	1	7	0%	No Cases
	Virgin Islands (US)	528	9	404	1%	Community transmission
	<b>Subtotal</b>	<b>126,381</b>	<b>2,047</b>	<b>61,740</b>	<b>2%</b>	
<b>Total</b>		<b>10,447,261</b>	<b>385,076</b>	<b>5,354,773</b>	<b>2%</b>	

Table notes on the next page



**NOTES:** Case and death counts may include both confirmed and probable classifications depending on the reporting Member State.

Recovered counts as indicated and defined by reporting Member States.

To date, rapid diagnostic tests (RDTs) are not recommended for use by WHO.

Data is updated on a weekly basis for Guadeloupe, Martinique, Nicaragua, and Saint Martin."

**United States of America:** Case and death counts includes both confirmed and probable classifications, as published on the U.S. Centers for Disease Control and Prevention (US CDC) website on 8 August (for data confirmed at 16:00 EST the previous day). Excludes counts for Guam, Commonwealth of the Northern Marianas, Puerto Rico, and the United States Virgin Islands. Sources: <https://bit.ly/2WJN2dd> and <https://bit.ly/2zUMSZ1>. Recovered counts as reported by state and territorial health authorities, available at the COVID Tracking Project <https://bit.ly/2ztbRC6>.

**Bonaire, Sint Eustatius, and Saba:** The transmission classification for each of the three islands, Bonaire, Sint Eustatius, and Saba, is Sporadic cases. The highest classification for all three islands is used by PAHO/WHO, designated as Sporadic cases.

**Chile:** Confirmed cases include both symptomatic and asymptomatic PCR-positive cases, as defined by the Chile MoH. Total deaths include probable deaths. Recovered cases are based on symptom onset date. Available at: <https://bit.ly/2KQ99Jw> and <https://bit.ly/3hJUtl>

**Ecuador:** Aggregated case total as reported by the Ecuador Ministry of Public Health (83013 positive by RT-PCR + 8956 by RDTs). To date, these RDTs are not recommended for use by WHO. The Ecuador Ministry of Public Health reports an additional 3531 'probable deaths' under investigation that are not included in this table. As of 2 August, as per the Ecuador Ministry of Public Health, recovered cases are those who have been admitted to the surveillance system with at least one positive RT-PCR test, have spent at least 29 days from the date of onset of symptoms, and are alive; this indicator will be provided every Sunday. Available at: <https://bit.ly/30m9mMS> and <https://bit.ly/3i8c2E5>

**Guatemala:** As of 19 July, recovered cases will include non-deceased cases for which 21 days have passed since the date of sample collection. Available at: <https://tablerocovid.mspas.gob.gt/>

**Mexico:** Recovered counts as reported by the Mexico MoH, as defined as all those positive for SARS-CoV-2 with a symptom onset date of more than 14 days, with no date of death, available at: <https://bit.ly/3bIOdz0>

**Peru:** Aggregated case total as reported by the Peru MoH (120969 by RT-PCR + 342906 by RDTs). To date, these RDTs are not recommended for use by WHO.

**Puerto Rico:** Aggregated case total as reported by the Puerto Rico Department of Health (DoH); 8573 were positive by RT-PCR and 12851 were positive by serological tests. Total deaths include probable deaths. Available at: <https://bit.ly/2VvjksQ>