

## Region of the Americas Update

3 PM WDC. 1 September 2020

### Last 24 hours

<b>112,489</b>	Additional cases
<b>2,162</b>	Additional deaths
<b>0.84%</b>	Relative increase in cases
<b>0.46%</b>	Relative increase in deaths
<b>38</b>	Countries/territories reporting new cases
<b>29</b>	Countries/territories reporting new deaths

### Highest numbers of cases & deaths in the last 24 hrs

#### Cases (≥ 1,000)

Brazil	<b>45,961</b>
United States	<b>31,808</b>
Argentina	<b>9,309</b>
Colombia	<b>7,230</b>
Peru	<b>4,871</b>
Mexico	<b>3,719</b>
Chile	<b>1,419</b>
Canada	<b>1,008</b>

#### Deaths (≥ 100)

Brazil	<b>553</b>
United States	<b>423</b>
Colombia	<b>299</b>
Mexico	<b>256</b>
Argentina	<b>232</b>
Peru	<b>156</b>

## Region of the Americas

**13,469,747** cases

**469,322** deaths

**54**

countries/areas/territories affected

## Global

**25,439,587** cases

**850,428** deaths

**216**

countries/areas/territories affected

### Region of the Americas – Highlights

- The president of **Venezuela**, Maduro, asked authorities to take superior efforts in protecting healthcare personnel from COVID-19 in the previous 24-hours, shared the [Ministerio Del Poder Popular Para La Salud](#) (Ministry of Health).
- The [National Indigenous Organization of Columbia \(ONIC\) Bulletin 45](#) reported that 70 **indigenous communities** have been affected by COVID-19. There are 10,062 confirmed cases of COVID-19, including 339 deaths, and 8,619 recovered cases. 442,343 indigenous families are at risk of exposure in **Colombia**, including an increase of 16,717 (4% increase) families at risk since the last Bulletin.
- At [WHO's Monday Press conference](#) the director-general recognized that individuals are tired of restrictions. WHO fully supports efforts to reopen economies and societies; however, he warned that reopening without COVID-19 under control could be dangerous. It is important to take a risk-based approach to reopening and take into consideration the local context.


**Total cases, deaths & CFR (%) among PAHO countries/territories with ≥ 10,000 cumulative cases.**

Country/Territory	Cases	Deaths	CFR (%)
United States of America	5,968,380	182,585	3.1%
Brazil	3,908,272	121,381	3.1%
Peru	652,037	28,944	4.4%
Colombia	615,168	19,663	3.2%
Mexico	599,560	64,414	10.7%
Argentina	417,735	8,730	2.1%
Chile	413,145	11,321	2.7%
Canada	128,948	9,126	7.1%
Bolivia	116,598	5,027	4.3%
Ecuador	114,309	6,571	5.7%
Dominican Republic	94,979	1,738	1.8%
Panama	92,982	2,002	2.2%
Guatemala	74,893	2,778	3.7%
Honduras	61,014	1,873	3.1%
Venezuela	46,728	386	0.8%
Costa Rica	41,287	436	1.1%
Puerto Rico	33,421	435	1.3%
El Salvador	25,820	724	2.8%
Paraguay	17,662	326	1.8%

## Spotlight – COVID-19 Key Guidance and Resources from August 2020

The [Pan American Health Organization](#), as well as the World Health Organization, prepares technical guidelines, recommendations, scientific publications, and ongoing research protocols for the Region of the Americas and affected countries worldwide regarding the coronavirus disease (COVID-19) pandemic. These platforms of trusted information may be useful for decision and policy-making authorities, researchers, health professionals, and individuals.

### PAHO's most recent publications:

- [Epidemiological Alert: COVID-19 among health workers / Alerta Epidemiológica: COVID-19 en personal de salud en las Américas](#) (31 August)  
In light of the increase in cases and deaths of COVID-19 among healthcare workers in the countries and territories in the Region of the Americas, PAHO/WHO urges Member States to strengthen the capacity of healthcare services across all levels and to equip healthcare workers with the appropriate resources and training in order to ensure an adequate and timely response to the pandemic within the healthcare system.
- [Human Resources for Health and the COVID-19 Response in the Caribbean](#) (ENG. only) (31 August)  
This document contributes to understanding the COVID-19 response in the Subregion of the Caribbean, contributes to the exchange around experiences and lessons learned, and supports the development of public policy.
- [Response to COVID-19 Outbreak in the Region of the Americas / Respuesta al brote de COVID-19 en la Región de las Américas](#) (28 August)  
PAHO has launched an updated Response Strategy and Donor Appeal to support countries and territories in the Americas to prepare for and respond to COVID-19. The response strategy outlined in this Appeal has two main objectives: slow down the transmission of the virus and mitigate the health impact of COVID-19 in the Region.
- [WHO's Science in 5 - Herd Immunity](#). (28 August)  
WHO's Chief Scientist, Dr Soumya Swaminathan explains herd immunity as it relates to COVID-19. (Para activar subtítulos en español, comience a reproducir el video, marque el símbolo [ ] para ampliar la pantalla y luego haga clic en el símbolo )

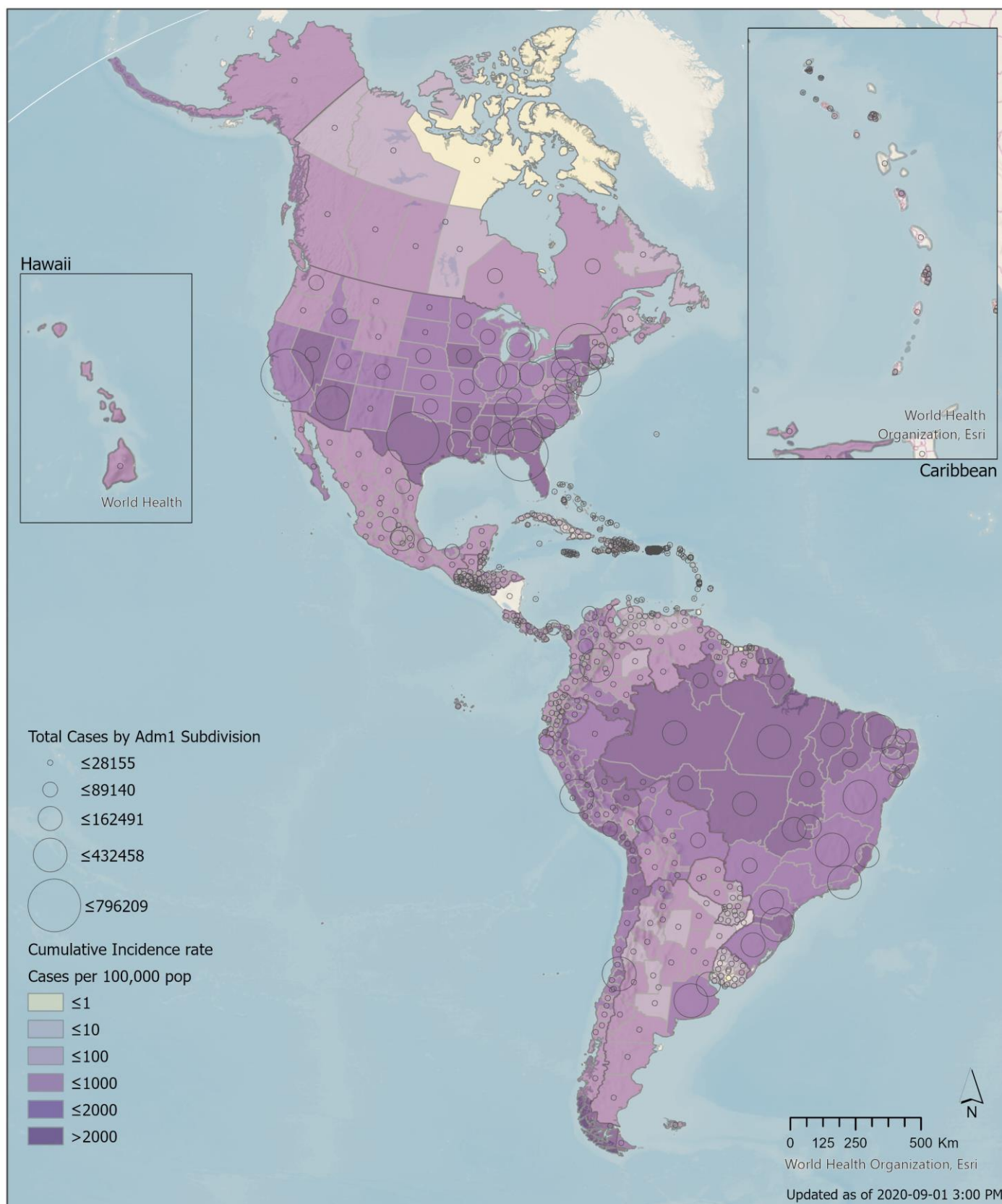
Other recent PAHO Publications related to COVID-19 include:

- [Epidemiological Update: Coronavirus disease \(COVID-19\) / Actualización Epidemiológica: Enfermedad por coronavirus \(COVID-19\)](#) (26 August)
- [Epidemiological Alert: COVID-19 During Pregnancy / Alerta Epidemiológica: COVID-19 durante el embarazo](#) (13 August)
- [Epidemiological Alert: Complications and sequelae of COVID-19 / Alerta Epidemiológica: Complicaciones y secuelas por COVID-19](#) (12 August)
- [Epidemiological Update: COVID-19 among indigenous peoples in the Americas / Actualización Epidemiológica: COVID-19 en pueblos indígenas en las Américas](#) (5 August)

### WHO new publications include:

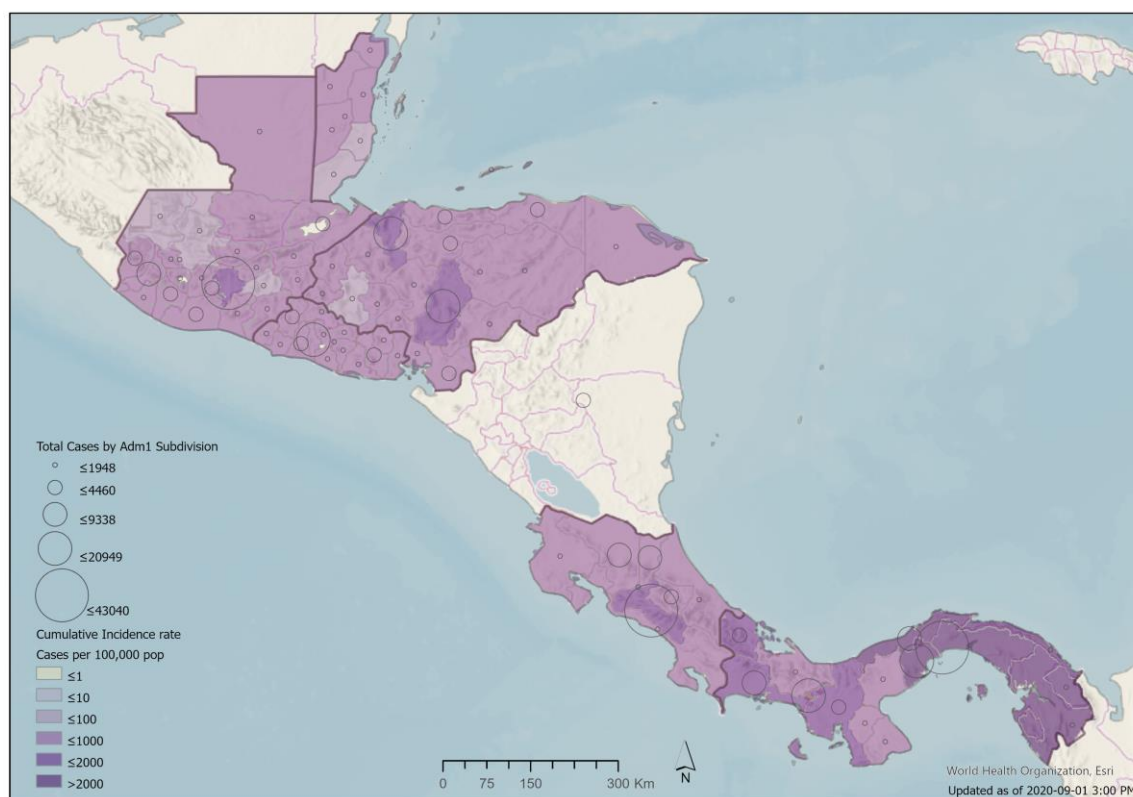
- As part of Essential Health Services, WHO published [Preventing and managing COVID-19 across long-term care services: Web annex](#) (ENG. only) (28 August)
- To support the **hotels and other accommodation facilities** in the context of COVID-19, the following materials were recently produced:
  - [Interim guidance on COVID-19 management in hotels and other entities of the accommodation sector, Interim guidance](#) (Not yet available in ESP.) (25 August), an update to the previous interim guidance from 31 March.
  - [Q&A: Working in hotels and COVID-19](#) (ENG. only) (26 August)
  - [Q&A: Staying at hotels and accommodation establishments and COVID-19](#) (ENG. only) (26 August)
- [Advice on the use of masks for children in the community in the context of COVID-19](#) (ENG. only) (21 August)

**Map 1. Reported number of cumulative COVID-19 cases in the Region of the Americas and corresponding incidence rate (per 100,000 persons) by country/territory. As of 1 September 2020.**



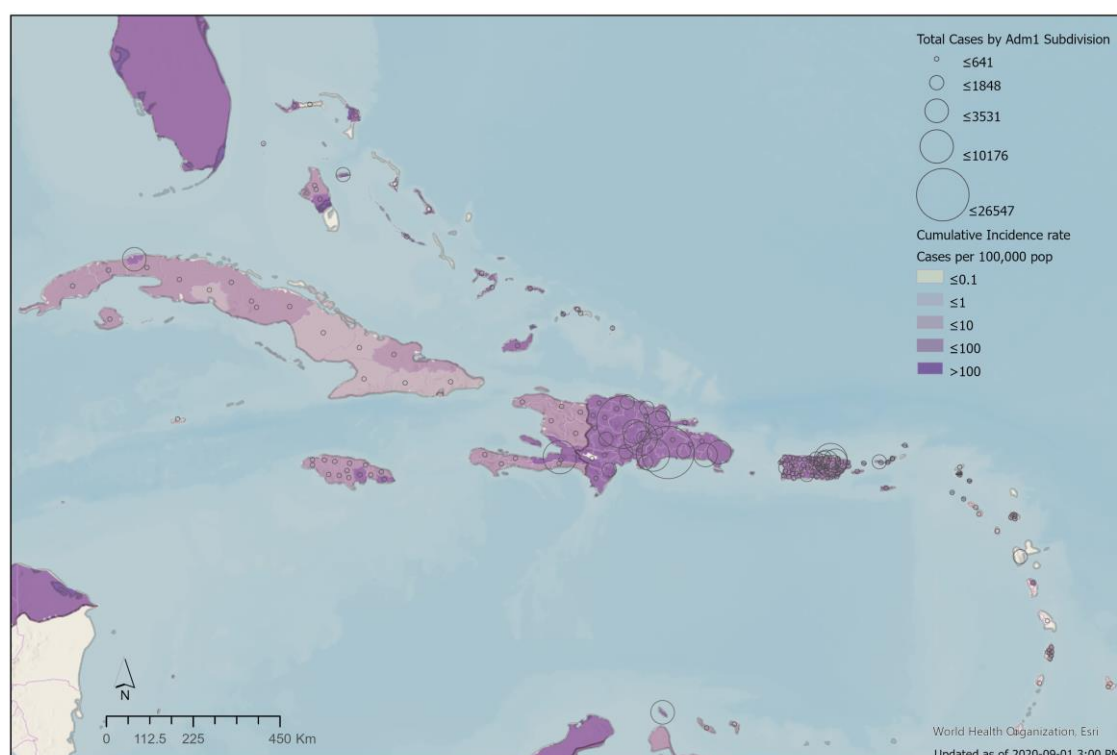


**Map 2. Reported number of cumulative COVID-19 cases in the Central American sub-region and corresponding incidence rate (per 100,000 persons) by country/territory (sub-national level). As of 1 September 2020.**



© Pan American Health Organization-World Health Organization 2020. All rights reserved.  
The designations employed and the presentation of the material in these maps do not imply the expression of any opinion whatsoever on the part of the Secretariat of the Pan American Health Organization concerning the legal status of any country, territory, city or area or of its authorities, or concerning the delimitation of its frontiers or boundaries. Dotted and dashed lines on maps represent approximate border lines for which there may not yet be full agreement.

**Map 3. Reported number of cumulative COVID-19 cases in the Caribbean sub-region and corresponding incidence rate (per 100,000 persons) by country/territory (sub-national level). As of 1 September 2020.**



© Pan American Health Organization-World Health Organization 2020. All rights reserved.  
The designations employed and the presentation of the material in these maps do not imply the expression of any opinion whatsoever on the part of the Secretariat of the Pan American Health Organization concerning the legal status of any country, territory, city or area or of its authorities, or concerning the delimitation of its frontiers or boundaries. Dotted and dashed lines on maps represent approximate border lines for which there may not yet be full agreement.

## Cumulative COVID-19 cases and deaths reported by countries and territories in the Americas, as of 1 September 2020

Updated as of 3 PM

Sub-Region	Country/Territory	Cases	Deaths	Recovered	% Relative Increase in Cases	Transmission Type
North America	Canada	128,948	9,126	114,218	1%	Community transmission
	Mexico	599,560	64,414	416,738	1%	Community transmission
	United States of America (the)	5,968,380	182,585	2,183,365	1%	Community transmission
	<b>Subtotal</b>	<b>6,696,888</b>	<b>256,125</b>	<b>2,714,321</b>	<b>1%</b>	
Central America	Belize	1,007	13	173	1%	Community transmission
	Costa Rica	41,287	436	16,056	2%	Community transmission
	El Salvador	25,820	724	14,570	0%	Community transmission
	Guatemala	74,893	2,778	62,935	1%	Community transmission
	Honduras	61,014	1,873	10,396	1%	Community transmission
	Nicaragua	3,773	141	3,458	3%	Community transmission
	Panama	92,982	2,002	66,173	1%	Community transmission
	<b>Subtotal</b>	<b>300,776</b>	<b>7,967</b>	<b>173,761</b>	<b>1%</b>	
South America	Argentina	417,735	8,730	308,376	2%	Community transmission
	Bolivia (the Plurinational State of)	116,598	5,027	60,408	1%	Community transmission
	Brazil	3,908,272	121,381	3,097,734	1%	Community transmission
	Chile	413,145	11,321	385,790	0%	Community transmission
	Colombia	615,168	19,663	459,475	1%	Community transmission
	Ecuador	114,309	6,571	86,252	0%	Community transmission
	Paraguay	17,662	326	9,421	3%	Community transmission
	Peru	652,037	28,944	462,329	1%	Community transmission
	Uruguay	1,595	44	1,409	1%	Clusters of cases
	Venezuela (Bolivarian Republic of)	46,728	386	38,112	2%	Community transmission
	<b>Subtotal</b>	<b>6,303,249</b>	<b>202,393</b>	<b>4,909,306</b>	<b>1%</b>	
Caribbean and Atlantic Ocean Islands	Anguilla	3		3	0%	No Cases
	Antigua and Barbuda	94	3	91	0%	Clusters of cases
	Aruba	2,006	10	768	0%	Community transmission
	Bahamas (the)	2,217	44	801	2%	Clusters of cases
	Barbados	174	7	146	1%	Clusters of cases
	Bermuda	172	9	155	2%	Sporadic cases
	Bonaire, Sint Eustatius, and Saba	16		12	0%	Sporadic cases
	Cayman Islands	205	1	202	0%	Sporadic cases
	Cuba	4,065	95	3,395	1%	Clusters of cases
	Curacao	69	1	35	1%	Clusters of cases
	Dominica	20		18	0%	Clusters of cases
	Dominican Republic (the)	94,979	1,738	68,736	0%	Community transmission
	Falkland Islands (the) [Malvinas]	13		13	0%	No Cases
	French Guiana	9,154	60	8,707	0%	Community transmission
	Grenada	24		24	0%	Clusters of cases
	Guadeloupe	1,269	18	336	11%	Clusters of cases
	Guyana	1,306	39	718	6%	Clusters of cases
	Haiti	8,224	201	5,828	0%	Community transmission
	Jamaica	2,459	21	890	4%	Clusters of cases
	Martinique	615	16	98	3%	Clusters of cases
	Montserrat	13	1	9	0%	No Cases
	Puerto Rico	33,421	435		1%	Community transmission
	Saint Barthelemy	18		13	0%	Sporadic cases
	Saint Kitts and Nevis	17		17	0%	No Cases
	Saint Lucia	26		26	0%	Sporadic cases
	Saint Martin	213	5	79	0%	Sporadic cases
	Saint Pierre and Miquelon	5		5	0%	Sporadic cases
	Saint Vincent and the Grenadines	60		57	0%	Sporadic cases
	Sint Maarten	476	17	200	3%	Community transmission
	Suriname	4,034	71	3140	1%	Community transmission
	Trinidad and Tobago	1,773	25	685	3%	Community transmission
	Turks and Caicos	508	4	200	0%	Clusters of cases
	Virgin Islands (UK)	47	1	8	0%	Clusters of Cases
	Virgin Islands (US)	1,139	15	950	0%	Community transmission
	<b>Subtotal</b>	<b>168,834</b>	<b>2,837</b>	<b>96,365</b>	<b>1%</b>	
<b>Total</b>		<b>13,469,747</b>	<b>469,322</b>	<b>7,893,753</b>	<b>1%</b>	

Table notes on the next page

**NOTES:** Case and death counts may include both confirmed and probable classifications depending on the reporting Member State.

Recovered counts as indicated and defined by reporting Member States.

To date, rapid diagnostic tests (RDTs) based on antibody detection are not recommended for use by WHO in clinical diagnosis.

Data is updated on a weekly basis for Martinique and Nicaragua.

**United States of America:** Case and death counts includes both confirmed and probable classifications, as published on the U.S. Centers for Disease Control and Prevention (US CDC) website on 1 September (for data confirmed at 16:00 EST the previous day). Excludes counts for Guam, Commonwealth of the Northern Marianas, Puerto Rico, and the United States Virgin Islands. Sources: <https://bit.ly/2WJN2dd> and <https://bit.ly/2zUMSZ1>. Recovered counts as reported by state and territorial health authorities, available at the COVID Tracking Project <https://bit.ly/2ztbRC6>.

**Bahamas:** On 30 August, the Bahamas Ministry of Health (MoH) reports a total of 13 additional deaths under investigation.

**Bonaire, Sint Eustatius, and Saba:** The current transmission classification for Bonaire and Sint Eustatius is No cases, and for Saba is Sporadic cases. The highest classification for all three islands is used by PAHO/WHO, designated as Sporadic cases.

**Chile:** Confirmed cases include both symptomatic and asymptomatic PCR-positive cases, as defined by the Chile MoH. Total deaths include probable deaths. Recovered cases are based on symptom onset date. Available at: <https://bit.ly/2KQ99Jw> and <https://bit.ly/3hJUtl>

**Ecuador:** Aggregated case total as reported by the Ecuador Ministry of Public Health (105,353 positive by RT-PCR + 8,956 by RDTs). To date, rapid diagnostic tests (RDTs) based on antibody detection are not recommended for use by WHO in clinical diagnosis. The Ecuador Ministry of Public Health reports an additional 3,743 'probable deaths' under investigation that are not included in this table. As of 2 August, as per the Ecuador Ministry of Public Health, recovered cases are those who have been admitted to the surveillance system with at least one positive RT-PCR test, have spent at least 29 days from the date of onset of symptoms, and are alive; this indicator will be provided every Sunday. Available at: <https://bit.ly/30m9mMS> and <https://bit.ly/3i8c2E5>

**Guatemala:** As of 19 July, recovered cases will include non-deceased cases for which 21 days have passed since the date of sample collection. Available at: <https://tablerocovid.mspas.gob.gt/>

**Mexico:** Recovered counts as reported by the Mexico MoH, as defined as all those positive for SARS-CoV-2 with a symptom onset date of more than 14 days, with no date of death, available at: <https://bit.ly/3blOdz0>

**Nicaragua:** Please note there are discrepancies in the data published by the Citizen's Observatory COVID-19 Nicaragua as of 26 August (available at: <https://bit.ly/3iTyaCm>) as well as with a 19 August press conference (available at: <https://bit.ly/2YiVzp0>).

**Peru:** Aggregated case total as reported by the Peru MoH (159,506 by RT-PCR + 492,531 by RDTs). To date, these RDTs are not recommended for use by WHO.

**Puerto Rico:** Aggregated case total as reported by the Puerto Rico Department of Health (DoH); 15,584 were positive by RT-PCR and 17,837 were positive by serological tests. Total deaths include probable deaths. Available at: <https://bit.ly/2VvjksQ>

**Uruguay:** According to a 31 August Uruguay Ministry of Public Health press release, there was one additional case that tested positive in a transportation worker; however, this positive case has been excluded from the total case count as they returned to their home country, available at: <https://bit.ly/3i2DIA9>