

Region of the Americas Update

3 PM WDC. 12 September 2020

Last 24 hours

130,938	Additional cases
3,221	Additional deaths
0.90%	Relative increase in cases
0.64%	Relative increase in deaths
30	Countries/territories reporting new cases
22	Countries/territories reporting new deaths

Highest numbers of cases & deaths in the last 24 hrs

Cases (≥ 1,000)

United States	45,523
Brazil	43,718
Argentina	11,507
Colombia	7,424
Peru	6,603
Mexico	5,935
Chile	2,131
Costa Rica	1,420

Deaths (≥ 100)

United States	1,022
Brazil	874
Mexico	534
Colombia	243
Argentina	212
Peru	126

PAHO

14,699,174 cases

508,705 deaths

54
countries/areas/territories affected

Global

28,460,728 cases

915,098 deaths

216
countries/areas/territories affected

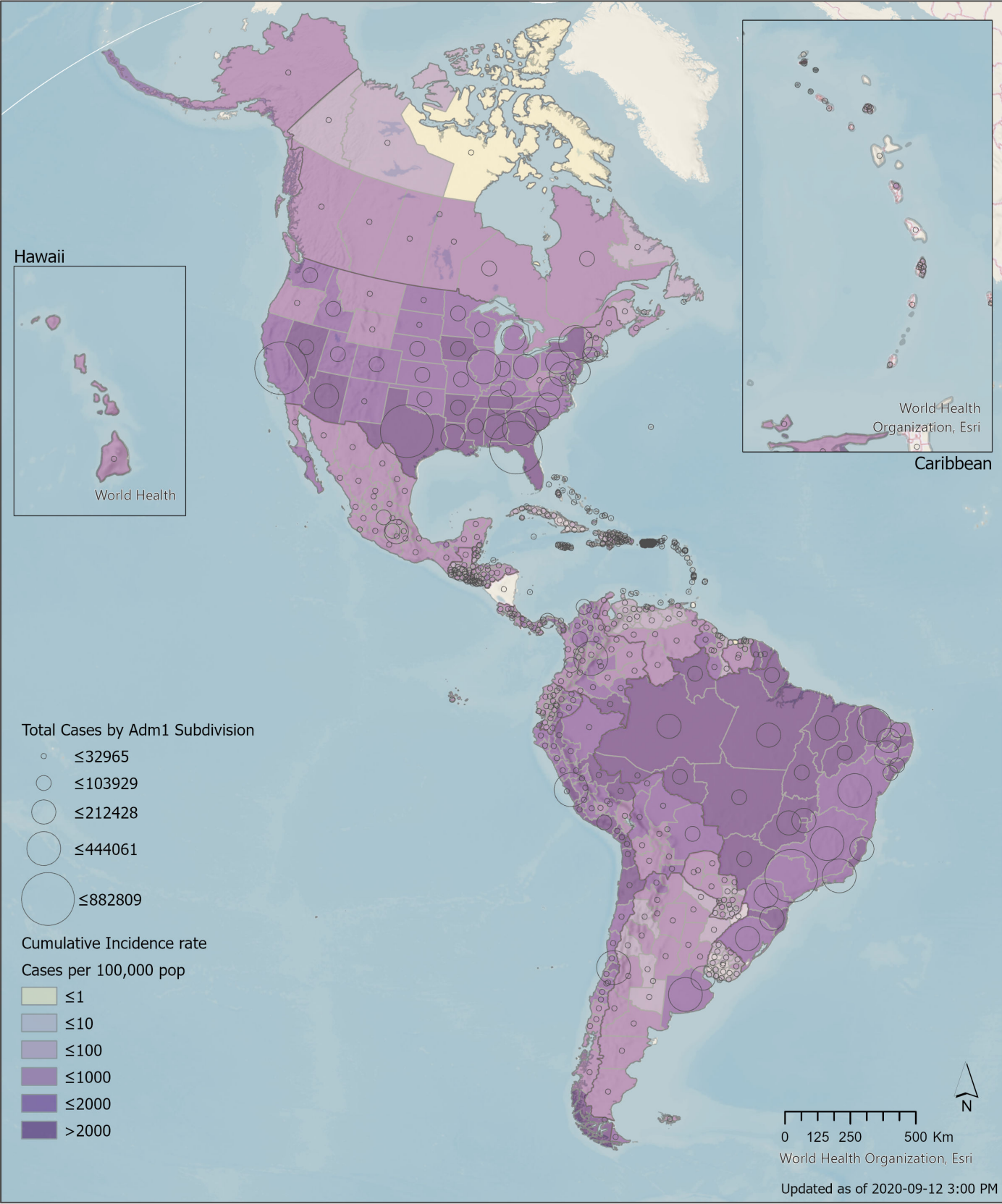
Region of the Americas – Highlights

1. Acceleration of cases continues in **Guadeloupe**, with an increase of 35% in the last 3 days. According to a 11 September press release, [the number of COVID-19 hospitalized patients is increasing](#). Current severe cases include individuals with comorbidities and young persons.
2. On 11 September, the Ministry of Health of **Guyana** announced the intention to [decentralize the caring of COVID-19 critically ill patients](#). Two doctors per regional hospital will undergo training in the following week.
3. On 11 September, **Argentina** updated the [case definition for COVID-19 suspected cases](#).

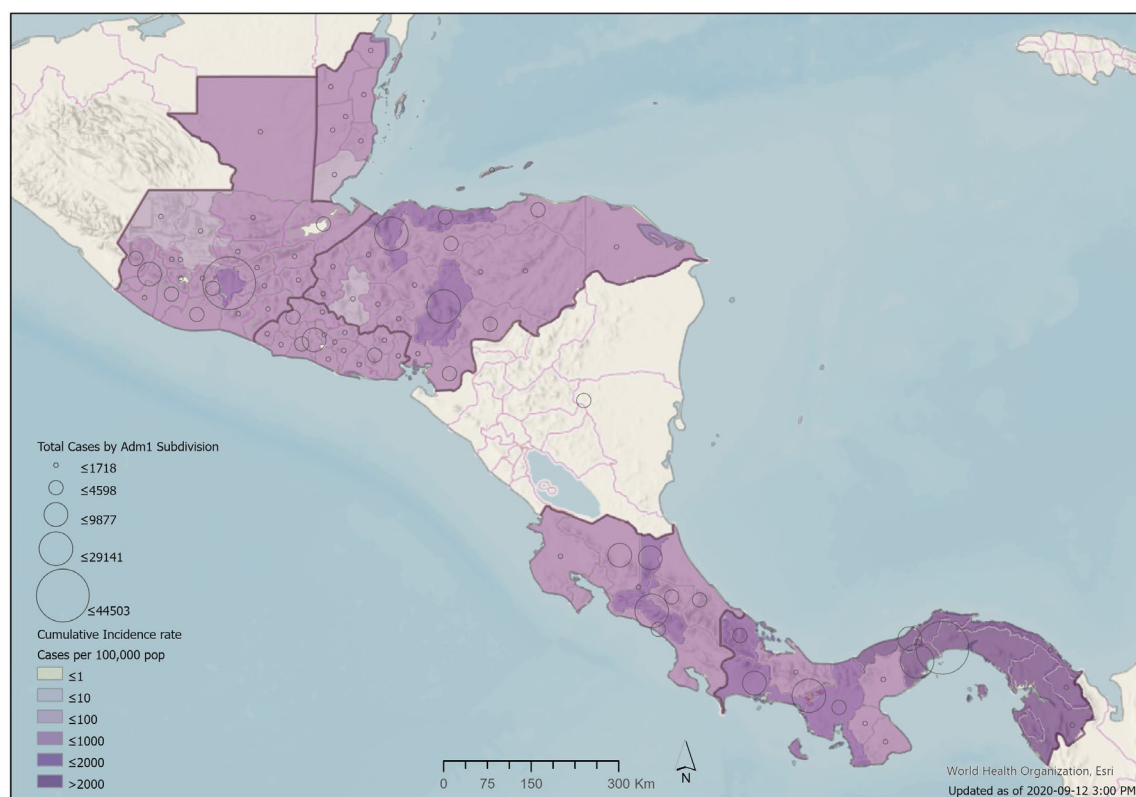
Total cases, deaths & CFR (%) among PAHO countries/territories with ≥ 10,000 cumulative cases.

Country/Territory	Cases	Deaths	CFR (%)
United States of America	6,386,832	191,809	3.0%
Brazil	4,282,164	130,396	3.0%
Peru	716,670	30,470	4.3%
Colombia	702,088	22,518	3.2%
Mexico	658,299	70,183	10.7%
Argentina	535,705	11,206	2.1%
Chile	432,666	11,895	2.7%
Canada	135,626	9,163	6.8%
Bolivia	125,172	7,250	5.8%
Ecuador	114,732	10,836	9.4%
Dominican Republic	102,232	1,941	1.9%
Panama	100,330	2,140	2.1%
Guatemala	81,658	2,949	3.6%
Honduras	66,049	2,058	3.1%
Venezuela	58,663	468	0.8%
Costa Rica	53,969	583	1.1%
Puerto Rico	37,092	535	1.4%
El Salvador	26,851	782	2.9%
Paraguay	26,512	496	1.9%

Map 1. Reported number of cumulative COVID-19 cases in the Region of the Americas and corresponding incidence rate (per 100,000 persons) by country/territory. As of 12 September 2020.

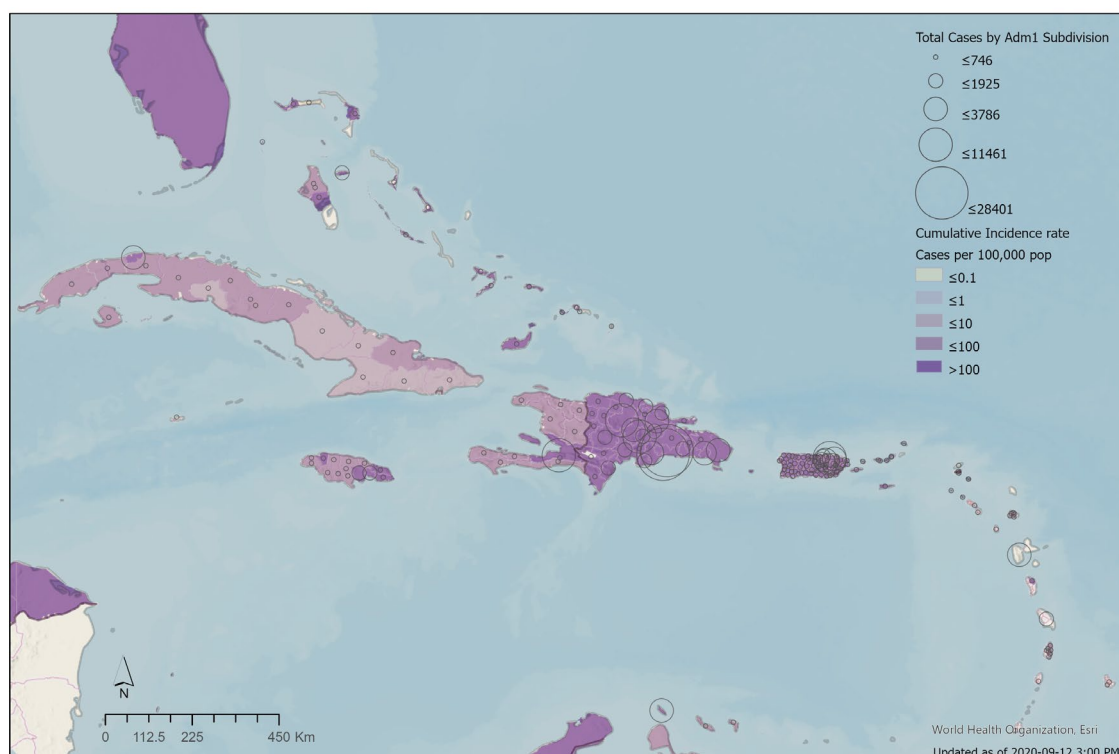


Map 2. Reported number of cumulative COVID-19 cases in the Central American sub-region and corresponding incidence rate (per 100,000 persons) by country/territory (sub-national level). As of 12 September 2020.



© Pan American Health Organization-World Health Organization 2020. All rights reserved.
The designations employed and the presentation of the material in these maps do not imply the expression of any opinion whatsoever on the part of the Secretariat of the Pan American Health Organization concerning the legal status of any country, territory, city or area or of its authorities, or concerning the delimitation of its frontiers or boundaries. Dotted and dashed lines on maps represent approximate border lines for which there may not yet be full agreement.

Map 3. Reported number of cumulative COVID-19 cases in the Caribbean sub-region and corresponding incidence rate (per 100,000 persons) by country/territory (sub-national level). As of 12 September 2020.



© Pan American Health Organization-World Health Organization 2020. All rights reserved.
The designations employed and the presentation of the material in these maps do not imply the expression of any opinion whatsoever on the part of the Secretariat of the Pan American Health Organization concerning the legal status of any country, territory, city or area or of its authorities, or concerning the delimitation of its frontiers or boundaries. Dotted and dashed lines on maps represent approximate border lines for which there may not yet be full agreement.

Cumulative COVID-19 cases and deaths reported by countries and territories in the Americas, as of 12 September 2020

Updated as of 3 PM

Sub-Region	Country/Territory	Cases	Deaths	Recovered	% Relative Increase in Cases	Transmission Type
North America	Canada	135,626	9,163	119,674	1%	Community transmission
	Mexico	658,299	70,183	463,764	1%	Community transmission
	United States of America (the)	6,386,832	191,809	2,415,607	1%	Community transmission
	Subtotal	7,180,757	271,155	2,999,045	1%	
Central America	Belize	1,435	19	404	3%	Community transmission
	Costa Rica	53,969	583	20,710	3%	Community transmission
	El Salvador	26,851	782	17,874	0%	Community transmission
	Guatemala	81,658	2,949	70,403	1%	Community transmission
	Honduras	66,049	2,058	16,613	0%	Community transmission
	Nicaragua	3,877	144	3,583	0%	Community transmission
	Panama	100,330	2,140	72,858	1%	Community transmission
	Subtotal	334,169	8,675	202,445	1%	
South America	Argentina	535,705	11,206	409,771	2%	Community transmission
	Bolivia (the Plurinational State of)	125,172	7,250	81,240	1%	Community transmission
	Brazil	4,282,164	130,396	3,530,655	1%	Community transmission
	Chile	432,666	11,895	404,919	0%	Community transmission
	Colombia	702,088	22,518	582,694	1%	Community transmission
	Ecuador	114,732	10,836	91,242	0%	Community transmission
	Paraguay	26,512	496	13,181	3%	Community transmission
	Peru	716,670	30,470	552,214	1%	Community transmission
	Uruguay	1,773	45	1,490	1%	Clusters of cases
	Venezuela (Bolivarian Republic of)	58,663	468	46,960	1%	Community transmission
	Subtotal	6,996,145	225,580	5,714,366	1%	
Caribbean and Atlantic Ocean Islands	Anguilla	3		3	0%	No Cases
	Antigua and Barbuda	95	3	91	0%	Clusters of cases
	Aruba	2,819	16	1,407	0%	Community transmission
	Bahamas (the)	2,874	67	1,285	2%	Clusters of cases
	Barbados	180	7	158	0%	Clusters of cases
	Bermuda	177	9	161	0%	Sporadic cases
	Bonaire, Sint Eustatius, and Saba	25		17	0%	Sporadic cases
	Cayman Islands	208	1	204	0%	Sporadic cases
	Cuba	4,653	108	3,878	1%	Clusters of cases
	Curacao	135	1	55	0%	Community transmission
	Dominica	24		18	0%	Clusters of cases
	Dominican Republic (the)	102,232	1,941	75,747	0%	Community transmission
	Falkland Islands (the) [Malvinas]	13		13	0%	No Cases
	French Guiana	9,521	63	9,132	0%	Community transmission
	Grenada	24		24	0%	No Cases
	Guadeloupe	3,080	24	837	35%	Community transmission
	Guyana	1,763	52	1,144	1%	Clusters of cases
	Haiti	8,457	216	6,120	0%	Community transmission
	Jamaica	3,511	40	1,051	0%	Community transmission
	Martinique	939	18	98	0%	Community transmission
	Montserrat	13	1	11	0%	No Cases
	Puerto Rico	37,092	535	0	1%	Community transmission
	Saint Barthelemy	21		13	0%	Sporadic cases
	Saint Kitts and Nevis	17		17	0%	No Cases
	Saint Lucia	27		26	0%	Sporadic cases
	Saint Martin	256	6	107	0%	Community transmission
	Saint Pierre and Miquelon	11		5	0%	Sporadic cases
	Saint Vincent and the Grenadines	64		61	3%	Sporadic cases
	Sint Maarten	530	19	333	0%	Community transmission
	Suriname	4,529	93	3,747	1%	Community transmission
	Trinidad and Tobago	2,892	50	766	4%	Community transmission
	Turks and Caicos	641	5	270	0%	Clusters of cases
	Virgin Islands (UK)	66	1	37	3%	Clusters of Cases
	Virgin Islands (US)	1,211	19	1,143	1%	Community transmission
	Subtotal	188,103	3,295	107,979	1%	
Total		14,699,174	508,705	9,023,835	1%	

Table notes on the next page

NOTES: Case and death counts may include both confirmed and probable classifications depending on the reporting Member State.

Recovered counts as indicated and defined by reporting Member States.

To date, rapid diagnostic tests (RDTs) based on antibody detection are not recommended for use by WHO in clinical diagnosis.

Data is updated on a weekly basis for Martinique and Nicaragua.

United States of America: Case and death counts includes both confirmed and probable classifications, as published on the U.S. Centers for Disease Control and Prevention (US CDC) website on 12 September (for data confirmed at 16:00 EST the previous day). Excludes counts for Guam, Commonwealth of the Northern Marianas, Puerto Rico, and the United States Virgin Islands. Sources: <https://bit.ly/2WJN2dd> and <https://bit.ly/2zUMSZ1>. Recovered counts as reported by state and territorial health authorities, available at the COVID Tracking Project <https://bit.ly/2ztbRC6>.

Bahamas: According to a 11 September Bahamas Ministry of Health (MoH) publication, there are a total of 10 additional deaths under investigation, available at: <https://bit.ly/2RI2V7A>

Bonaire, Sint Eustatius, and Saba: The current transmission classification for each of the three islands, Bonaire, Sint Eustatius, and Saba, is Sporadic cases. The highest classification for all three islands is used by PAHO/WHO, designated as Sporadic cases.

Chile: Confirmed cases include both symptomatic and asymptomatic **PCR-positive cases**, as defined by the Chile MoH. Total deaths include probable deaths. Recovered cases are based on symptom onset date. Available at: <https://bit.ly/2KQ99Jw> and <https://bit.ly/3hJUtl>

Ecuador: According to a 6 September Ecuador Ministry of Public Health press release, only cases confirmed by RT-PCR will be reported; previously, cases who tested positive by either RT-PCR or RDTs were reported, resulting in the exclusion of 8,956 cases. Furthermore, deaths classified as 'probable deaths' will now be included in the total deaths; previously, these deaths were reported separately. As of 2 August, recovered cases are those who have been admitted to the surveillance system with at least one positive RT-PCR test, have spent at least 29 days from the date of onset of symptoms, and are alive; this indicator will be provided every Sunday. Available at: <https://bit.ly/30m9mMS>, <https://bit.ly/3h2EWEA>, <https://bit.ly/3i8c2E5>

Guatemala: As of 19 July, recovered cases will include non-deceased cases for which 21 days have passed since the date of sample collection. Available at: <https://tablerocovid.mspas.gob.gt/>

Jamaica: According to a 10 September Jamaica Ministry of Health and Wellness press release, there are a total of 3 additional deaths under investigation, available at: <https://bit.ly/3k99pCN>

Mexico: Recovered counts as reported by the Mexico MoH, as defined as all those positive for SARS-CoV-2 with a symptom onset date of more than 14 days, with no date of death, available at: <https://bit.ly/3blOdz0>

Nicaragua: Please note there are discrepancies in the data published by the Citizen's Observatory COVID-19 Nicaragua as of 9 September (available at: <https://bit.ly/3ikqyZP>) as well as with a 19 August press conference (available at: <https://bit.ly/2YiVzp0>).

Peru: Aggregated case total as reported by the Peru MoH (170789 by RT-PCR + 545881 by RDTs). To date, RDTs based on antibody detection are not recommended for use by WHO in clinical diagnosis.

Puerto Rico: Aggregated case total as reported by the Puerto Rico Department of Health (DoH); 17598 were positive by RT-PCR and 19494 were positive by serological tests. Total deaths include probable deaths. Available at: <https://bit.ly/2VvjksQ>

Uruguay: According to a 11 September Uruguay Ministry of Public Health press release, there was one additional case that tested positive in a foreign traveller; however, this positive case was excluded from their aggregate total as the traveller returned to their home country, available at: <https://bit.ly/3hoZjfw>

DATA ADJUSTMENTS: Differences in the total number of cases, deaths, and/or recovered cases and respective % increases reflect the following adjustment:

Ecuador: Data were retrospectively adjusted for 11 September to align with the Ecuador Ministry of Public Health, indicating 114,732 total cases including 10,836 deaths and 91,242 recovered.