

Region of the Americas Update

3 PM WDC. 29 December 2020

Last 24 hours

236,660	Additional cases
3,498	Additional deaths
0.68%	Relative increase in cases
0.41%	Relative increase in deaths
35	Countries/territories reporting new cases
22	Countries/territories reporting new deaths

Highest numbers of cases & deaths in the last 24 hrs

Cases (≥ 1,000)

United States	174,814
Brazil	20,548
Colombia	9,310
Argentina	6,586
Mexico	5,996
Canada	3,187
Costa Rica	2,772
Panama	2,348
Puerto Rico	2,132
Chile	1,958
Peru	1,251

Deaths (≥ 100)

United States	1,779
Brazil	431
Mexico	429
Argentina	218
Colombia	203
Canada	157

Region of the Americas

35,072,919 cases

848,883 deaths

Global

80,391,847 cases

1,774,626 deaths

216

countries/areas/territories affected

Region of the Americas – Highlights

- The [Government of Barbados](#) has strengthened its ability to monitor quarantine sites and crack down on persons and entities in violation of the island's COVID-19 protocols with the establishment of a COVID Rapid Response Unit and a COVID Engagement Unit
- The [Paraguay Government](#), inaugurated the first Intensive Care Unit in the Department of Paraguari in order provide the country with greater and better building infrastructure and sanitary in the fight against COVID-19.
- The [PAHO/WHO](#), as part of the continuous support in responding to COVID-19 pandemic donated 59,030 Personal Protective Equipment to the Belize Red Cross and Ministry of Sustainable Development.

Total cases, deaths & CFR (%) among PAHO countries/territories with ≥ 10,000 cumulative cases.

Country/Territory	Cases	Deaths	CFR (%)
United States of America	19,147,627	332,423	1.7%
Brazil	7,504,833	191,570	2.6%
Colombia	1,603,807	42,374	2.6%
Argentina	1,590,513	42,868	2.7%
Mexico	1,389,430	122,855	8.8%
Peru	1,008,908	37,525	3.7%
Chile	603,986	16,488	2.7%
Canada	555,207	15,121	2.7%
Panama	233,705	3,892	1.7%
Ecuador	210,326	14,001	6.7%
Dominican Republic	168,265	2,405	1.4%
Costa Rica	165,762	2,144	1.3%
Bolivia	155,594	9,106	5.9%
Guatemala	136,287	4,781	3.5%
Honduras	120,103	3,088	2.6%
Venezuela	112,636	1,018	0.9%
Paraguay	105,374	2,202	2.1%
Puerto Rico	75,790	1,460	1.9%
El Salvador	45,415	1,313	2.9%
Uruguay	17,306	160	0.9%

International traffic-related measures adopted by States Parties in the Americas in response to the detection of SARS-CoV-2 VUI 202012/01 (current as of 29 December 2020, 15h00 EST – No updates with respect to the information published on [28 December 2020](#))

On 14 December 2020, authorities of the United Kingdom reported to WHO a new SARS-CoV-2 variant (SARS-CoV-2 VUI 202012/01), identified through viral genomic sequencing. Starting on 18 December 2020, WHO shared that information with authorities across the globe through dedicated channels established under the International Health Regulations (IHR), and with the public through the WHO web site.¹

The table below summarizes international traffic-related measures adopted by States Parties to the IHR in the Region of the Americas in response to the detection of the SARS-CoV-2 VUI 202012/01 variant. The table will be maintained up to date. Measures adopted are consistent with current Temporary Recommendations,² issued by the Director-General of WHO in the context of the Public Health Emergency of International Concern (PHEIC), determined on 30 January 2020 according to IHR provisions.

State Party issuing measures	Hyperlinked description of measures and language of publication ³	Date information about measures published on governmental web pages/social media accounts	State/s Party/ies concerned by measures issued
Argentina	Spanish	20-Dec-20	United Kingdom
Bolivia	Spanish	22-Dec-20	All European countries
Brazil	Portuguese	25-Dec-20	United Kingdom
Canada ⁴	English	23-Dec-20	United Kingdom
Chile	Spanish	20-Dec-20	United Kingdom
Colombia ⁵	Spanish	20-Dec-20	United Kingdom
Dominican Republic	Spanish	21-Dec-20	United Kingdom
Ecuador	Spanish	21-Dec-20	Australia, Republic of South Africa, United Kingdom, and Member States of the European Union
El Salvador	Spanish	20-Dec-20	Republic of South Africa and United Kingdom
Grenada	English	21-Dec-20	United Kingdom
Guatemala	Spanish	21-Dec-20	Republic of South Africa and United Kingdom
Honduras	Spanish ⁶	22-Dec-20	Republic of South Africa and United Kingdom
Jamaica	English	21-Dec-20	United Kingdom
Panama	Spanish	21-Dec-20	United Kingdom
Paraguay	Spanish	21-Dec-20	United Kingdom
Peru	Spanish	22-Dec-20	The Netherlands, Spain, and United Kingdom
Saint Kitts and Nevis	English (video)	23-Dec-20	United Kingdom
Trinidad and Tobago	English	21-Dec-20	United Kingdom
United States	English	24-Dec-20	United Kingdom

¹ <https://www.who.int/csr/don/21-december-2020-sars-cov2-variant-united-kingdom/en/>

² [https://www.who.int/news/item/30-10-2020-statement-on-the-fifth-meeting-of-the-international-health-regulations-\(2005\)-emergency-committee-regarding-the-coronavirus-disease-\(covid-19\)-pandemic](https://www.who.int/news/item/30-10-2020-statement-on-the-fifth-meeting-of-the-international-health-regulations-(2005)-emergency-committee-regarding-the-coronavirus-disease-(covid-19)-pandemic)

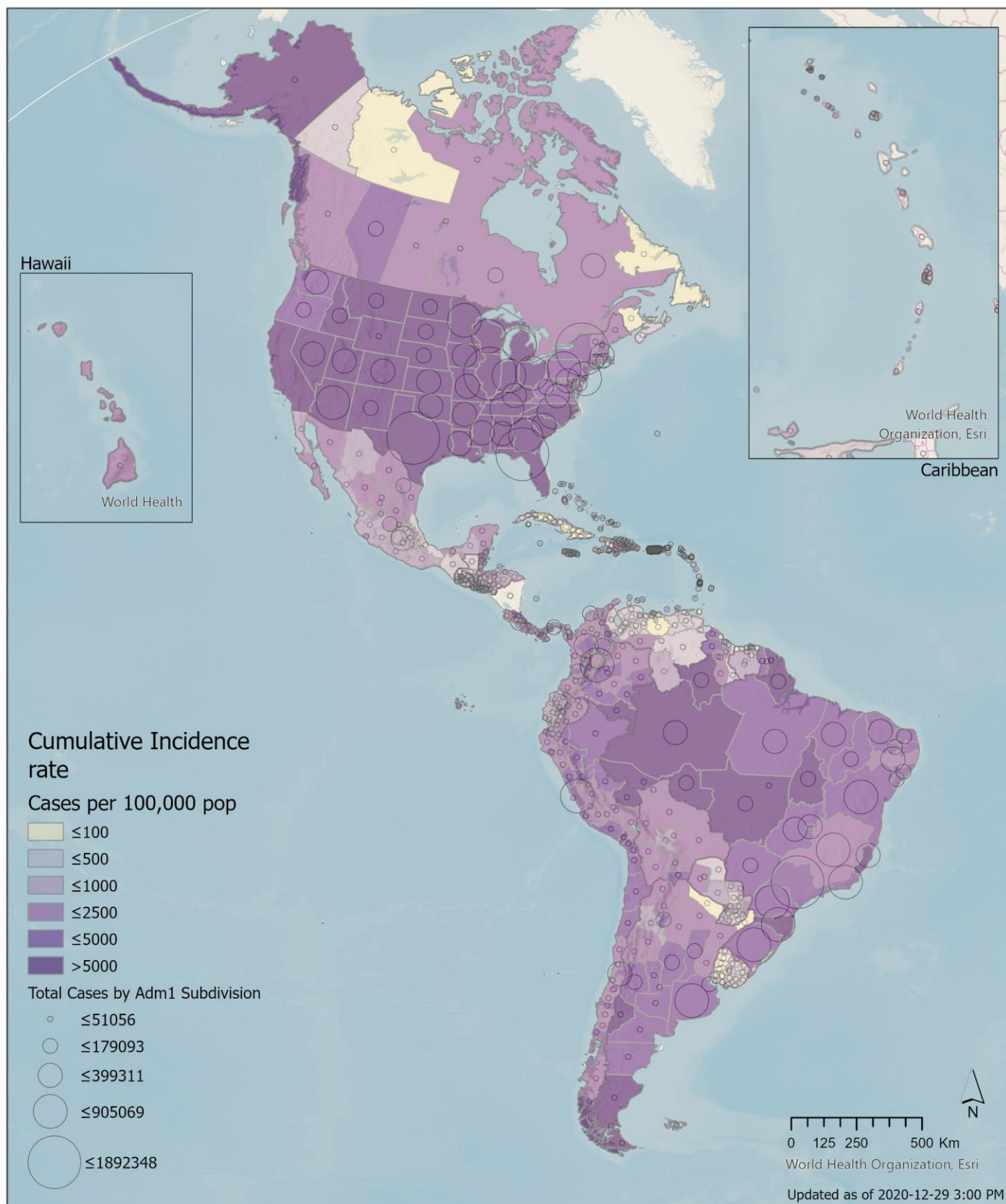
³ All hyperlinks were accessed on 29 December 2020, with the exception of ⁶

⁴ Also reported to PAHO/WHO by the National IHR Focal Point of Canada

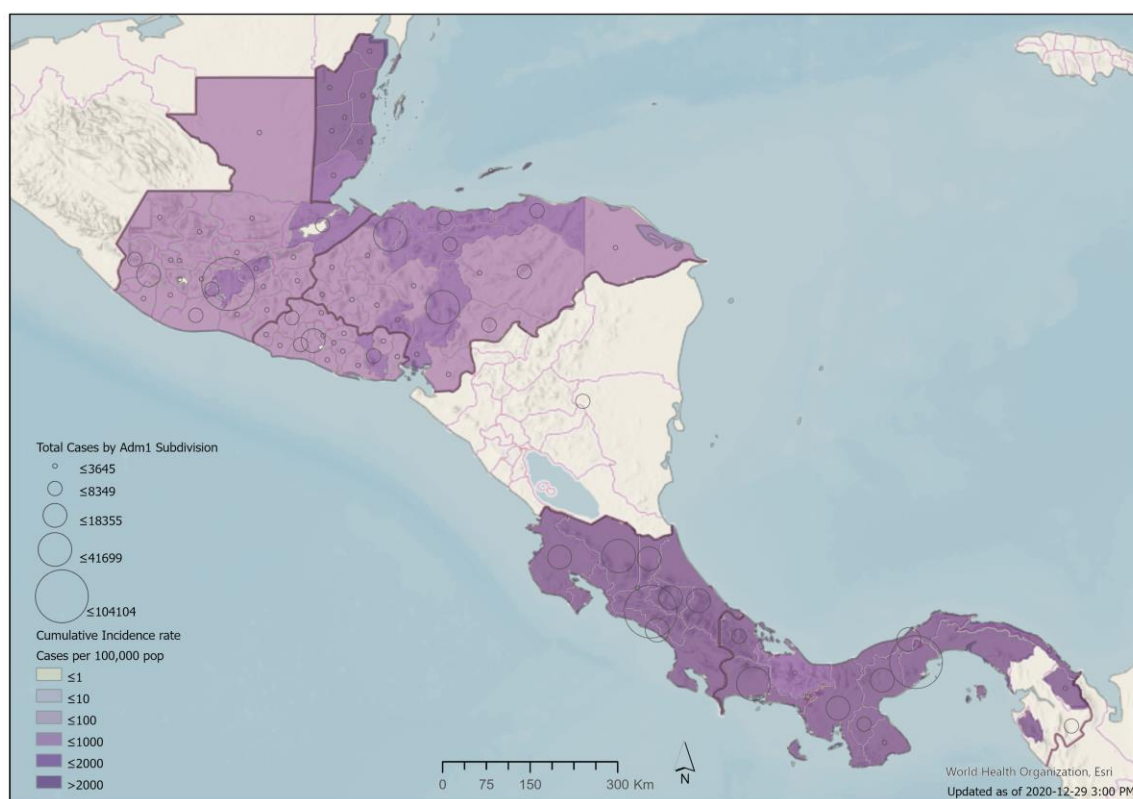
⁵ Also reported to PAHO/WHO by the National IHR Focal Point of Colombia

⁶ Hyperlink not accessible on 29 December 2020

Map 1. Reported number of cumulative COVID-19 cases in the Region of the Americas and corresponding incidence rate (per 100,000 persons) by country/territory. As of 29 December 2020.

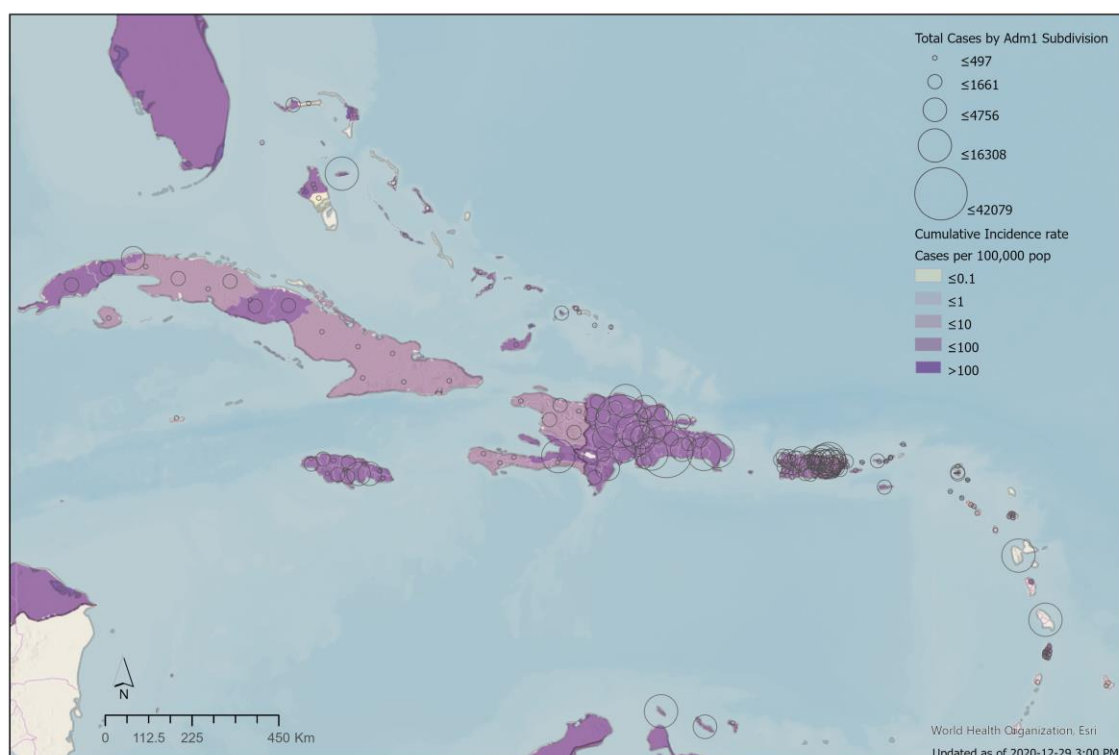


Map 2. Reported number of cumulative COVID-19 cases in the Central American sub-region and corresponding incidence rate (per 100,000 persons) by country/territory (sub-national level). As of 29 December 2020.



© Pan American Health Organization-World Health Organization 2020. All rights reserved.
The designations employed and the presentation of the material in these maps do not imply the expression of any opinion whatsoever on the part of the Secretariat of the Pan American Health Organization concerning the legal status of any country, territory, city or area or of its authorities, or concerning the delimitation of its frontiers or boundaries. Dotted and dashed lines on maps represent approximate border lines for which there may not yet be full agreement.

Map 3. Reported number of cumulative COVID-19 cases in the Caribbean sub-region and corresponding incidence rate (per 100,000 persons) by country/territory (sub-national level). As of 29 December 2020.



© Pan American Health Organization-World Health Organization 2020. All rights reserved.
The designations employed and the presentation of the material in these maps do not imply the expression of any opinion whatsoever on the part of the Secretariat of the Pan American Health Organization concerning the legal status of any country, territory, city or area or of its authorities, or concerning the delimitation of its frontiers or boundaries. Dotted and dashed lines on maps represent approximate border lines for which there may not yet be full agreement.

Cumulative COVID-19 cases and deaths reported by countries and territories in the Americas, as of 29 December 2020

Updated as of 3 PM

Sub-Region	Country/Territory	Cases	Deaths	Recovered	% Relative Increase in Cases	Transmission Type
North America	Canada	555,207	15,121	465,973	1%	Community transmission
	Mexico	1,389,430	122,855	1,048,539	0%	Community transmission
	United States of America (the)	19,147,627	332,423	7,531,114	1%	Community transmission
	Subtotal	21,092,264	470,399	9,045,626	1%	
Central America	Belize	10,591	236	9,429	0%	Community transmission
	Costa Rica	165,762	2,144	130,289	2%	Community transmission
	El Salvador	45,415	1,313	40,662	0%	Community transmission
	Guatemala	136,287	4,781	125,161	1%	Community transmission
	Honduras	120,103	3,088	56,463	0%	Community transmission
	Nicaragua	4,829	165	4,609	1%	Community transmission
	Panama	233,705	3,892	187,552	1%	Community transmission
	Subtotal	716,692	15,619	554,165	1%	
South America	Argentina	1,590,513	42,868	1,414,680	0%	Community transmission
	Bolivia (the Plurinational State of)	155,594	9,106	130,620	0%	Community transmission
	Brazil	7,504,833	191,570	6,568,898	0%	Community transmission
	Chile	603,986	16,488	573,681	0%	Community transmission
	Colombia	1,603,807	42,374	1,469,041	1%	Community transmission
	Ecuador	210,326	14,001	184,507	0%	Community transmission
	Paraguay	105,374	2,202	79,171	1%	Community transmission
	Peru	1,008,908	37,525	947,427	0%	Community transmission
	Uruguay	17,306	160	11,966	3%	Community transmission
	Venezuela (Bolivarian Republic of)	112,636	1,018	106,737	0%	Community transmission
	Subtotal	12,913,283	357,312	11,486,728	0%	
Caribbean and Atlantic Ocean Islands	Anguilla	13		7	0%	Sporadic cases
	Antigua and Barbuda	158	5	147	2%	Sporadic cases
	Aruba	5,323	49	5,110	0%	Community transmission
	Bahamas (the)	7,846	170	6,177	0%	Clusters of cases
	Barbados	365	7	305	3%	Clusters of cases
	Bermuda	581	10	394	0%	Clusters of cases
	Bonaire	159	3	153	0%	Sporadic cases
	Cayman Islands	318	2	290	0%	Sporadic cases
	Cuba	11,601	143	9,875	1%	Clusters of cases
	Curacao	4,151	14	2,568	0%	Community transmission
	Dominica	96		87	0%	Clusters of cases
	Dominican Republic (the)	168,265	2,405	129,965	1%	Community transmission
	Falkland Islands (the) [Malvinas]	29		17	0%	Sporadic cases
	French Guiana	12,896	71	9,995	0%	Community transmission
	Grenada	131		85	0%	Sporadic cases
	Guadeloupe	8,620	155	2,242	0%	Community transmission
	Guyana	6,298	164	5,732	0%	Clusters of cases
	Haiti	9,999	236	8,582	0%	Community transmission
	Jamaica	12,752	298	10,207	0%	Community transmission
	Martinique	6,072	42	98	0%	Community transmission
	Montserrat	13	1	11	0%	No Cases
	Puerto Rico	75,790	1,460	0	3%	Community transmission
	Saba	5		5	0%	No Cases
	Saint Barthelemy	189		94	0%	Sporadic cases
	Saint Kitts and Nevis	32		27	0%	Sporadic cases
	Saint Lucia	331	5	274	0%	Clusters of cases
	Saint Martin	986	12	598	0%	Community transmission
	Saint Pierre and Miquelon	16		14	0%	Sporadic cases
	Saint Vincent and the Grenadines	113		89	4%	Sporadic cases
	Sint Eustatius	19		18	0%	Sporadic cases
	Sint Maarten	1,411	26	1,298	0%	Community transmission
	Suriname	6,013	120	5,542	1%	Cluster of cases
	Trinidad and Tobago	7,127	125	6,595	0%	Community transmission
	Turks and Caicos	865	6	763	2%	Clusters of cases
	Virgin Islands (UK)	93	1	78	0%	Clusters of Cases
	Virgin Islands (US)	2,004	23	1,870	1%	Community transmission
	Subtotal	350,680	5,553	209,312	1%	
	Total	35,072,919	848,883	21,295,831	1%	

Table notes on the next page

NOTES: Case and death counts may include both confirmed and probable classifications depending on the reporting Member State.

Recovered counts as indicated and defined by reporting Member States.

Antibody tests, including rapid diagnostic tests (RDTs) based on antibody detection, are not recommended for use by PAHO/WHO in clinical diagnosis. Antigen-detecting RDTs may be used following the WHO 11 September 2020 Guidance, available at: <https://bit.ly/2FxK2fs>.

Data is updated on an approximately semi-weekly to weekly basis for Guadeloupe, Martinique, Nicaragua, Saint Barthelemy, Saint Martin, and Saint Pierre and Miquelon.

As of 11 November 2020, the previously aggregated Bonaire, Saba and Sint Eustatius are now being presented separately in the table. "

Bahamas: According to a 26 December Bahamas Ministry of Health (MoH) publication, there are a total of 20 additional deaths under investigation, available at: <https://bit.ly/3noOhKK>

Ecuador: According to a 6 September Ecuador Ministry of Public Health press release, only cases confirmed by RT-PCR will be reported; previously, cases who tested positive by either RT-PCR or RDTs were reported, resulting in the exclusion of 8,956 cases. Available at: <https://bit.ly/3h2EWEA>

Guadeloupe: Deaths are aggregated for Guadeloupe and Saint Martin in Santé Publique France weekly publications, available at: <https://bit.ly/2VQ201g>. Death counts for Guadeloupe are calculated subtracting deaths in Saint Martin published by the Saint Barthelemy and Saint Martin prefecture, available at: <https://bit.ly/39Pt7lj>

Jamaica: According to a 29 December Jamaica Ministry of Health and Wellness press release, there are a total of 26 additional deaths under investigation, available at: <https://bit.ly/39aUN3Q>

Nicaragua: Please note there are discrepancies with the data published by the Citizen's Observatory COVID-19 Nicaragua as of 28 December. Available at: <https://bit.ly/3pw7ZVR>

Peru: Aggregated case total as reported by the Peru MoH; disaggregated data is (230,766 by RT-PCR + 778,142 by RDTs). Antibody tests, including RDTs based on antibody detection, are not recommended for use by PAHO/WHO in clinical diagnosis. Antigen-detecting RDTs may be used following the WHO 11 September 2020 Guidance, available at: <https://bit.ly/2FxK2fs>.

Puerto Rico: Aggregated case total as reported by the Puerto Rico Department of Health (DoH); 71,262 were positive by RT-PCR and 4,528 were positive by antigen tests; previously, cases who tested positive by either RT-PCR or serological RDTs were reported, resulting in the exclusion of 33,965 cases. Available at: <https://bit.ly/2VvjksQ>

United States of America: Case and death counts includes both confirmed and probable classifications, as published on the U.S. Centers for Disease Control and Prevention (US CDC) website on 28-December (for data confirmed at 16:00 EST the previous day). Excludes counts for Guam, Commonwealth of the Northern Marianas, Puerto Rico, and the United States Virgin Islands. Sources: <https://bit.ly/2WJN2dd> and <https://bit.ly/2zUMSZ1>. Recovered counts as reported by state and territorial health authorities, available at the COVID Tracking Project <https://bit.ly/2ztbRC6>.

Uruguay: According to the 28 December 2020 Uruguay Ministry of Public Health report, there were 7 additional cases that tested positive in foreign nationals; however, the positive cases were excluded from the total case count as they returned to their home country, available at: <https://bit.ly/2Mglbjh>