

Region of the Americas Update

3 PM WDC. 7 January 2021

Last 24 hours

437,306	Additional cases
7,242	Additional deaths
1.16%	Relative increase in cases
0.81%	Relative increase in deaths
39	Countries/territories reporting new cases
23	Countries/territories reporting new deaths

Highest numbers of cases & deaths in the last 24 hrs

Cases (≥ 1,000)

United States	299,562
Brazil	63,430
Colombia	16,805
Argentina	13,441
Mexico	13,345
Canada	8,153
Panama	5,186
Chile	3,693
Peru	2,414
Bolivia	1,713
Costa Rica	1,447
Dominican Republic	1,115

Deaths (≥ 100)

United States	3,825
Brazil	1,242
Mexico	1,165
Colombia	295
Argentina	191
Canada	136

COVID-19 – Highlights

- On 7 January 2021, the **Bolivia** Ministry of Health (MoH) confirmed the acquisition of 5.2 million doses of the SPUTNIK-V vaccine. The full report is available in Spanish at: <https://bit.ly/3bjExyn>.
- In **Canada**, a curfew between 20:00 hrs and 05:00 hrs will be implemented in Quebec Province for one month starting 9 January, with an exception for the Nord-du-Quebec administrative region. The full report is available at: <https://bit.ly/2Ly8WxT>.
- On 6 January 2021, the **Costa Rica** Ministry of Health (MoH) confirmed the acquisition of 3,000,075 doses of the Pfizer/BioNTech COVID-19 vaccine. The full report is available in Spanish at: <https://bit.ly/38kTbDE>.

Region of the Americas

37,975,799 cases

896,318 deaths

56

countries/areas/territories affected

Global

86,365,989 cases

1,883,342 deaths

216

countries/areas/territories affected

Total cases, deaths & CFR (%) among PAHO countries/territories with ≥ 10,000 cumulative cases.

Country/Territory	Cases	Deaths	CFR (%)
United States of America	21,170,475	358,111	1.7%
Brazil	7,873,830	198,974	2.5%
Colombia	1,719,771	44,723	2.6%
Argentina	1,676,171	43,976	2.6%
Mexico	1,479,835	129,987	8.8%
Peru	1,024,432	37,991	3.7%
Chile	629,176	16,913	2.7%
Canada	626,799	16,369	2.6%
Panama	264,956	4,283	1.6%
Ecuador	218,385	14,158	6.5%
Dominican Republic	177,493	2,423	1.4%
Costa Rica	175,038	2,267	1.3%
Bolivia	166,981	9,287	5.6%
Guatemala	141,074	4,928	3.5%
Honduras	124,899	3,192	2.6%
Venezuela	114,908	1,047	0.9%
Paraguay	111,694	2,337	2.1%
Puerto Rico	79,898	1,588	2.0%
El Salvador	47,948	1,390	2.9%
Uruguay	23,048	221	1.0%

International traffic-related measures adopted by States Parties in the Americas in response to the detection of SARS-CoV-2 VOC 202012/01 (current as of 7 January 2021, 15h00 EST – **Highlighted in grey**: updates with respect to the information published on [6 January 2021](#))

On 14 December 2020, the authorities of the United Kingdom reported to WHO a new SARS-CoV-2 variant (SARS-CoV-2 VOC 202012/01), identified through viral genomic sequencing. Starting on 18 December 2020, WHO shared that information with authorities across the globe, through dedicated channels established under the International Health Regulations (IHR), as well with the public through the WHO web site.^{1,2}

The table below summarizes international traffic-related measures adopted by States Parties to the IHR in the Region of the Americas in response to the detection of the SARS-CoV-2 VOC 202012/01 variant. The table will be maintained up to date.

Measures adopted are consistent with current Temporary Recommendations,³ issued by the Director-General of WHO in the context of the Public Health Emergency of International Concern (PHEIC), determined on 30 January 2020 according to IHR provisions.

State Party issuing measures	Hyperlinked description of measures and language of publication ⁴	Date information about measures published on governmental web pages/social media accounts	State/s Party/ies concerned by measures issued
Argentina	Spanish Spanish	20-Dec-20 24-Dec-20 (?)	United Kingdom Australia, Denmark, Italy, The Netherlands
Bolivia	Spanish Spanish	22-Dec-20 06-Jan-21	All European countries Extension (pending details)
Brazil	Portuguese	25-Dec-20	United Kingdom
Canada	English ⁵ English	23-Dec-20 31-Dec-20	United Kingdom All countries
Chile	Spanish Spanish	20-Dec-20 04-Jan-21	United Kingdom All countries
Colombia ⁶	Spanish	20-Dec-20	United Kingdom
Dominican Republic	Spanish	21-Dec-20	United Kingdom
Ecuador	Spanish	21-Dec-20	Australia, Republic of South Africa, United Kingdom, and Member States of the European Union
El Salvador	Spanish	20-Dec-20	Republic of South Africa and United Kingdom
Grenada	English	21-Dec-20	United Kingdom
Guatemala	Spanish	21-Dec-20	Republic of South Africa and United Kingdom
Honduras	Spanish ⁷	22-Dec-20	Republic of South Africa and United Kingdom
Jamaica	English	31-Dec-20	United Kingdom
Panama	Spanish	21-Dec-20	United Kingdom
Paraguay	Spanish	21-Dec-20	United Kingdom
Peru	Spanish Spanish	22-Dec-20 31-Dec-20	The Netherlands, Spain, and United Kingdom All countries
Saint Kitts and Nevis	English (video)	23-Dec-20	United Kingdom
Trinidad and Tobago	English	21-Dec-20	United Kingdom
United States	English ⁸	24-Dec-20	United Kingdom

¹ <https://www.who.int/csr/don/21-december-2020-sars-cov2-variant-united-kingdom/en/>

² <https://www.who.int/csr/don/31-december-2020-sars-cov2-variants/en/>

³ [https://www.who.int/news/item/30-10-2020-statement-on-the-fifth-meeting-of-the-international-health-regulations-\(2005\)-emergency-committee-regarding-the-coronavirus-disease-\(covid-19\)-pandemic](https://www.who.int/news/item/30-10-2020-statement-on-the-fifth-meeting-of-the-international-health-regulations-(2005)-emergency-committee-regarding-the-coronavirus-disease-(covid-19)-pandemic)

⁴ All hyperlinks were accessed on 7 January 2021, with the exception of ⁷

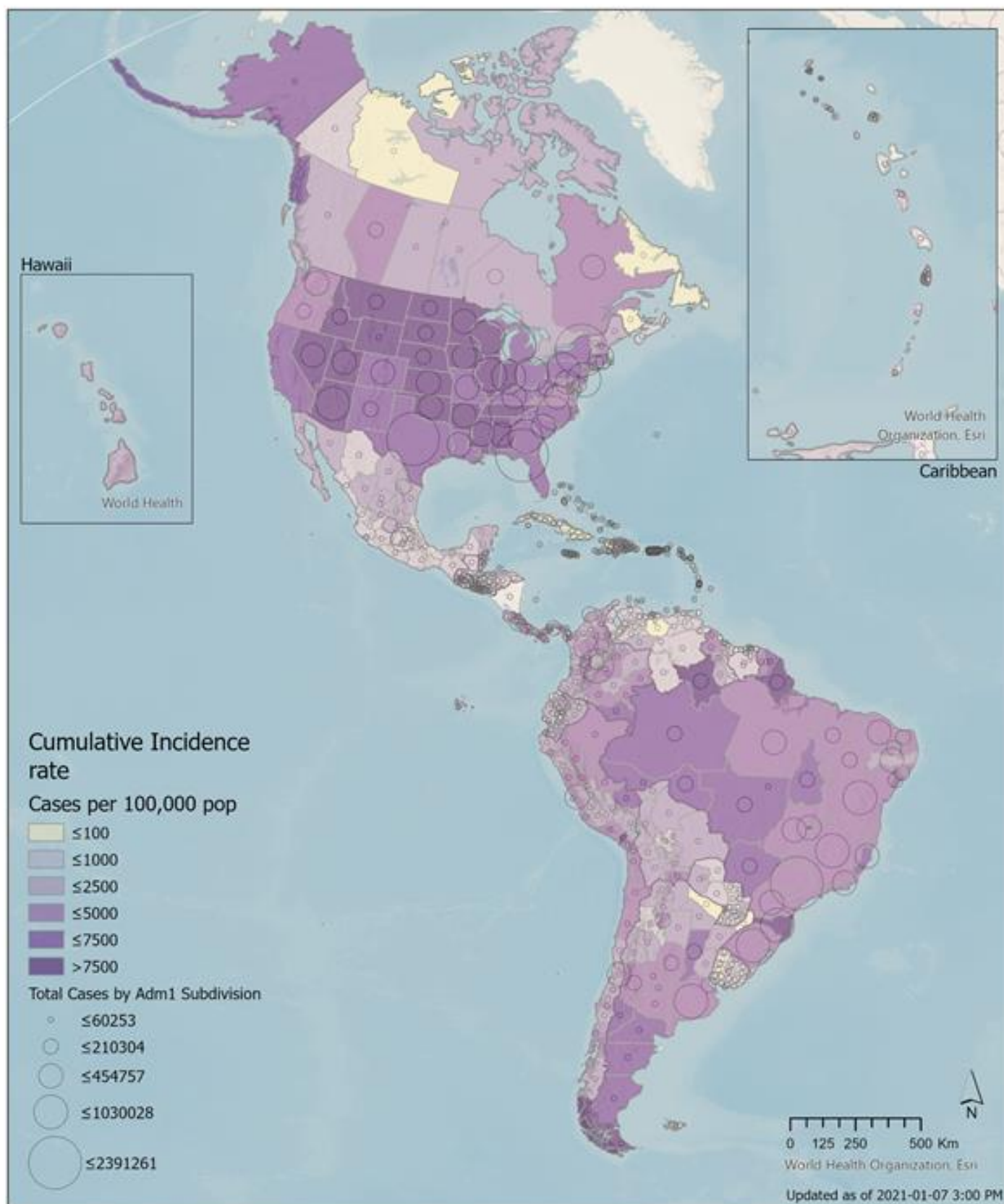
⁵ Also reported to PAHO/WHO by the National IHR Focal Point of Canada

⁶ Also reported to PAHO/WHO by the National IHR Focal Point of Colombia

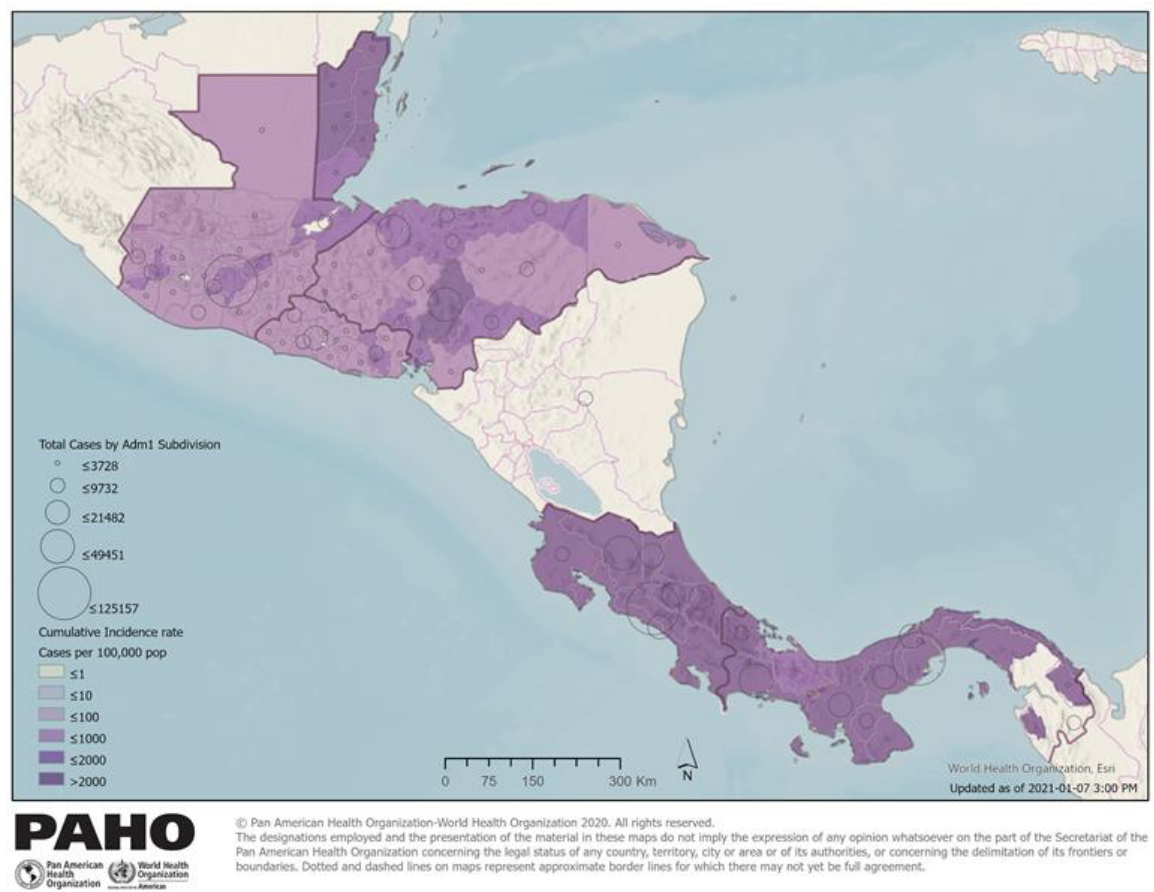
⁷ Hyperlink not accessible on 7 January 2021

⁸ Also reported to PAHO/WHO by the National IHR Focal Point of the United States on 5 January 2021

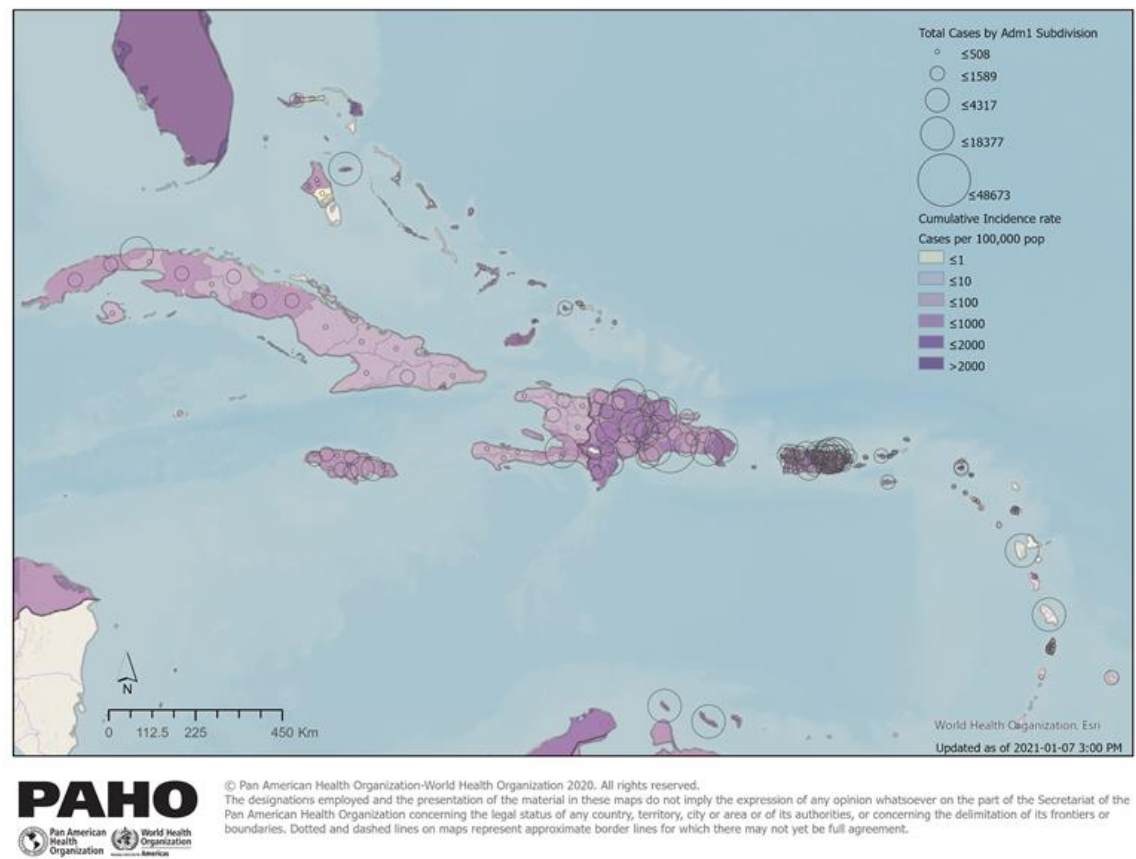
Map 1. Reported number of cumulative COVID-19 cases in the Region of the Americas and corresponding incidence rate (per 100,000 persons) by country/territory. As of 7 January 2021



Map 2. Reported number of cumulative COVID-19 cases in the Central American sub-region and corresponding incidence rate (per 100,000 persons) by country/territory (sub-national level). As of 7 January 2021.

























































Map 3. Reported number of cumulative COVID-19 cases in the Caribbean sub-region and corresponding incidence rate (per 100,000 persons) by country/territory (sub-national level). As of 7 January 2021.



COVID-19 situation reported by countries and territories in the Americas, as of 7 January 2021

Updated as of 3 PM

Sub-Region	Country/Territory	Cases			Deaths			Recovered	Transmission Type
		7 Day MA* Trend	Cummulative	7day % change	7 Day MA* Trend	Cummulative	7day % change		
North America	Canada		626,799	21%		16,369	3%	531,227	Community transmission
	Mexico		1,479,835	3%		129,987	11%	1,119,968	Community transmission
	United States of America (the)		21,170,475	26%		358,111	16%	8,398,881	Community transmission
	Subtotal		23,277,109			504,467		10,050,076	
Central America	Belize		11,108	8%		260	13%	10,312	Community transmission
	Costa Rica		175,038	12%		2,267	-9%	134,911	Community transmission
	El Salvador		47,948	48%		1,390	2%	42,668	Community transmission
	Guatemala		141,074	-2%		4,928	80%	129,542	Community transmission
	Honduras		124,899	-19%		3,192	-18%	57,348	Community transmission
	Nicaragua		4,867	-3%		166	0%	4,650	Community transmission
	Panama		264,956	-1%		4,283	-1%	208,620	Community transmission
	Subtotal		769,890			16,486		588,051	
South America	Argentina		1,676,171	24%		43,976	-4%	1,474,048	Community transmission
	Bolivia (the Plurinational State of)		166,981	36%		9,287	64%	135,186	Community transmission
	Brazil		7,873,830	0%		198,974	10%	7,036,530	Community transmission
	Chile		629,176	29%		16,913	0%	593,235	Community transmission
	Colombia		1,719,771	14%		44,723	4%	1,569,578	Community transmission
	Ecuador		218,385	30%		14,158	118%	190,350	Community transmission
	Paraguay		111,694	3%		2,337	-9%	87,747	Community transmission
	Peru		1,024,432	37%		37,991	22%	962,566	Community transmission
	Uruguay		23,048	21%		221	2%	16,540	Community transmission
	Venezuela (Bolivarian Republic of)		114,908	-15%		1,047	-4%	108,966	Community transmission
	Subtotal		13,558,396			369,627		12,174,746	
Caribbean and Atlantic Ocean Islands	Anguilla		15	0%				10	Sporadic cases
	Antigua and Barbuda		163	-20%		5	0%	149	Sporadic cases
	Aruba		5,811	72%		50	-50%	5,273	Community transmission
	Bahamas (the)		7,959	6%		175	400%	6,297	Clusters of cases
	Barbados		743	763%		7	0%	327	Clusters of cases
	Bermuda		636	-26%		11	0%	531	Clusters of cases
	Bonaire		249	1100%		3	0%	161	Sporadic cases

* 7 Day Moving Average

Legend

>50% increase
10% to 50% increase
10 to -10% change
10% to 50% decrease
>50% decrease



















































Sub-Region	Country/Territory	Cases			Deaths			Recovered	Transmission Type
		7 Day MA* Trend	Cummulative	7day % change	7 Day MA* Trend	Cummulative	7day % change		
Caribbean and Atlantic Ocean Islands	Cayman Islands		356	100%		2	0%	307	Sporadic cases
	Cuba		13,479	19%		148	-71%	11,390	Clusters of cases
	Curacao		4,378	-17%		17	50%	3,463	Community transmission
	Dominica		105	0%				93	Clusters of cases
	Dominican Republic (the)		177,493	-6%		2,423	-10%	135,587	Community transmission
	Falkland Islands (the)		29	0%				27	Sporadic cases
	French Guiana		13,825	37%		73	0%	9,995	Community transmission
	Grenada		130	-100%		1	-100%	120	Sporadic cases
	Guadeloupe		8,702	30%		155	0%	2,242	Community transmission
	Guyana		6,407	44%		166	0%	5,948	Clusters of cases
	Haiti		10,203	11%		236	-100%	8,725	Community transmission
	Jamaica		13,368	76%		306	-60%	11,253	Community transmission
	Martinique		6,117	-94%		43	-100%	98	Community transmission
	Montserrat		13	0%		1	0%	11	No Cases
	Puerto Rico		79,898	-34%		1,588	6%	0	Community transmission
	Saba		5	0%				5	No Cases
	Saint Barthelemy		191	-88%				94	Sporadic cases
	Saint Kitts and Nevis		33	-50%				31	Sporadic cases
	Saint Lucia		382	-40%		5	0%	294	Clusters of cases
	Saint Martin		1,002	-85%		12	0%	598	Community transmission
	Saint Pierre and Miquelon		16	-100%				15	Sporadic cases
	Saint Vincent and the Grenadines		149	173%				100	Sporadic cases
	Sint Eustatius		19	0%				19	Sporadic cases
	Sint Maarten		1,512	22%		27	-100%	1,387	Community transmission
	Suriname		6,666	9%		126	67%	6,021	Cluster of cases
	Trinidad and Tobago		7,196	5%		127	0%	6,744	Community transmission
	Turks and Caicos		941	5%		6	0%	799	Clusters of cases
	Virgin Islands (UK)		107	0%		1	0%	92	Clusters of Cases
	Virgin Islands (US)		2,106	17%		24	0%	1,955	Community transmission
	Subtotal		370,404			5,738		220,161	
Total			37,975,799			896,318		23,033,034	

Table notes on the next page

NOTES: Case and death counts may include both confirmed and probable classifications depending on the reporting Member State.

Recovered counts as indicated and defined by reporting Member States.

Antibody tests, including rapid diagnostic tests (RDTs) based on antibody detection, are not recommended for use by PAHO/WHO in clinical diagnosis. Antigen-detecting RDTs may be used following the WHO 11 September 2020 Guidance, available at: <https://bit.ly/2FxK2fs>.

Data is updated on an approximately semi-weekly to weekly basis for Guadeloupe, Martinique, Nicaragua, Saint Barthelemy, Saint Martin, and Saint Pierre and Miquelon.

As of 11 November 2020, the previously aggregated Bonaire, Saba and Sint Eustatius are now being presented separately in the table.

Bahamas: According to a 6 January Bahamas Ministry of Health (MoH) publication, there are a total of 15 additional deaths under investigation, available at: <https://bit.ly/3noOhKK>

Ecuador: According to a 6 September Ecuador Ministry of Public Health press release, only cases confirmed by RT-PCR will be reported; previously, cases who tested positive by either RT-PCR or RDTs were reported, resulting in the exclusion of 8,956 cases. Available at: <https://bit.ly/3h2EWEA>.

Guadeloupe: Deaths are aggregated for Guadeloupe and Saint Martin in Santé Publique France weekly publications, available at: <https://bit.ly/2VQ201g>. Death counts for Guadeloupe are calculated subtracting deaths in Saint Martin published by the Saint Barthelemy and Saint Martin prefecture, available at: <https://bit.ly/39Pt7Ij>

Jamaica: According to a 7 January 2021 Jamaica Ministry of Health and Wellness press release, there are a total of 26 additional deaths under investigation, available at: <https://bit.ly/3nf76iY>

Nicaragua: Please note there are discrepancies with the data published by the Citizen's Observatory COVID-19 Nicaragua as of 28 December. Available at: <https://bit.ly/3pw7ZVR>

Peru: Aggregated case total as reported by the Peru MoH; disaggregated data as of 3 January 2021 is (239,098 by RT-PCR + 782,920 by RDTs). Antibody tests, including RDTs based on antibody detection, are not recommended for use by PAHO/WHO in clinical diagnosis. Antigen-detecting RDTs may be used following the WHO 11 September 2020 Guidance, available at: <https://bit.ly/2FxK2fs>.

Puerto Rico: Aggregated case total as reported by the Puerto Rico Department of Health (DoH); 74,967 were positive by RT-PCR and 4,931 were positive by antigen tests; previously, cases who tested positive by either RT-PCR or serological RDTs were reported, resulting in the exclusion of 33,965 cases. Available at: <https://bit.ly/2VvjksQ>

United States of America: Case and death counts includes both confirmed and probable classifications, as published on the U.S. Centers for Disease Control and Prevention (US CDC) website on 7-January (for data confirmed at 16:00 EST the previous day). Excludes counts for Guam, Commonwealth of the Northern Marianas, Puerto Rico, and the United States Virgin Islands. Sources: <https://bit.ly/2WJN2dd> and <https://bit.ly/2zUMSZ1>. Recovered counts as reported by state and territorial health authorities, available at the COVID Tracking Project <https://bit.ly/2ztbRC6>.