

Region of the Americas Update

3 PM WDC. 23 January 2021

Last 24 hours

323,863	Additional cases
7,744	Additional deaths
0.75%	Relative increase in cases
0.78%	Relative increase in deaths
36	Countries/territories reporting new cases
24	Countries/territories reporting new deaths

Highest numbers of cases & deaths in the last 24 hrs

Cases (≥ 1,000)		Deaths (≥ 100)	
United States	190,994	United States	3,885
Brazil	56,552	Mexico	1,440
Mexico	21,007	Brazil	1,096
Colombia	15,073	Colombia	399
Argentina	10,753	Argentina	220
Canada	5,957	Canada	206
Peru	5,189		
Chile	4,581		
Panama	2,041		
Bolivia	1,864		
Dominican Republic	1,362		
Uruguay	1,178		

COVID-19 – Highlights

- As of 22 January, in **Panama**, a total of 5,081 persons have received the COVID-19 vaccine, while another 6,443 doses have been distributed throughout the country. The full report is available at: <https://bit.ly/39SR3Ta>.
- On 22 January, the **United States** Center for Disease Control of Prevention (CDC) Published a report regarding Allergic Reactions Including Anaphylaxis After Receipt of the First Dose of Moderna COVID-19 between 21 December and 10. January 10. The full report is available at: <https://bit.ly/3c6DxOk>.
- As of 23 January, in **Chile** more than 53,000 healthcare workers have been vaccinated against COVID-19, of which, 43,496 correspond to the public sector, 9,327 to the private sector, and 815 to officers of the Armed Forces and Law Enforcement Institutions. The full report is available in Spanish at: <https://bit.ly/3c4eNXd>.

Region of the Americas

43,456,972 cases

999,894 deaths

56

countries/areas/territories affected

Global

94,204,462 cases

2,106,623 deaths

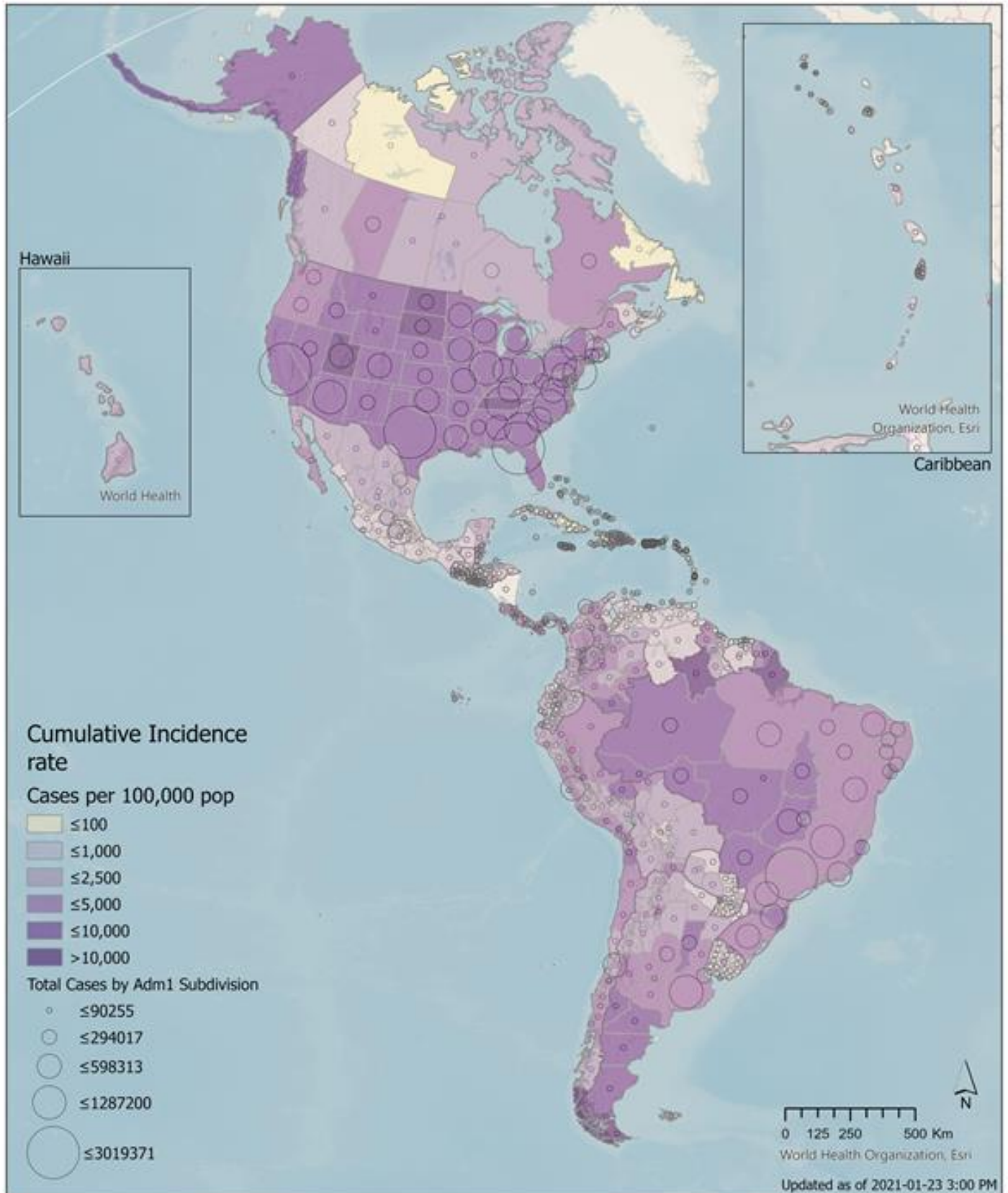
237

countries/areas/territories affected

Total cases, deaths & CFR (%) among PAHO countries/territories with ≥ 10,000 cumulative cases.

Country/Territory	Cases	Deaths	CFR (%)
United States of America	24,604,325	410,667	1.7%
Brazil	8,753,920	215,243	2.5%
Colombia	1,987,418	50,586	2.5%
Argentina	1,853,830	46,575	2.5%
Mexico	1,732,290	147,614	8.5%
Peru	1,088,096	39,427	3.6%
Canada	737,407	18,828	2.6%
Chile	694,647	17,854	2.6%
Panama	307,793	4,980	1.6%
Ecuador	238,232	14,596	6.1%
Dominican Republic	202,507	2,513	1.2%
Bolivia	198,257	9,871	5.0%
Costa Rica	189,308	2,518	1.3%
Guatemala	153,890	5,456	3.5%
Honduras	139,182	3,439	2.5%
Paraguay	126,370	2,585	2.0%
Venezuela	122,795	1,136	0.9%
Puerto Rico	90,073	1,771	2.0%
El Salvador	52,672	1,551	2.9%
Uruguay	36,170	364	1.0%

Map 1. Reported number of cumulative COVID-19 cases in the Region of the Americas and corresponding incidence rate (per 100,000 persons) by country/territory. As of 23 January 2021.

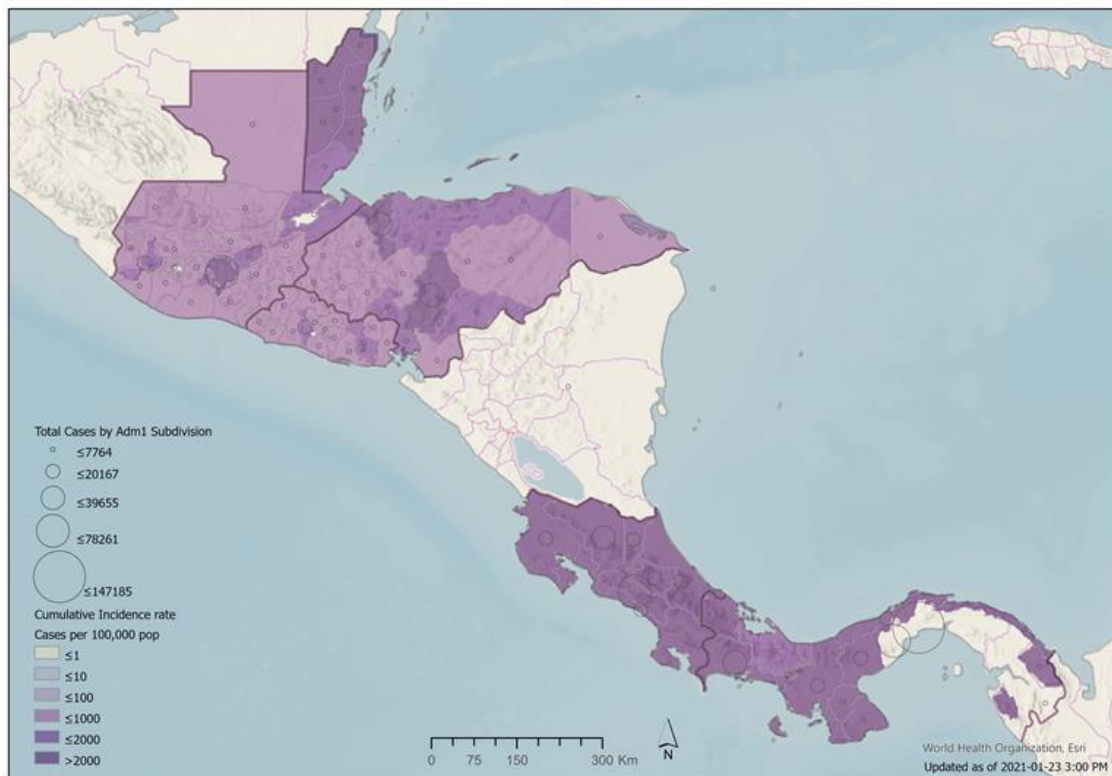


PAHO



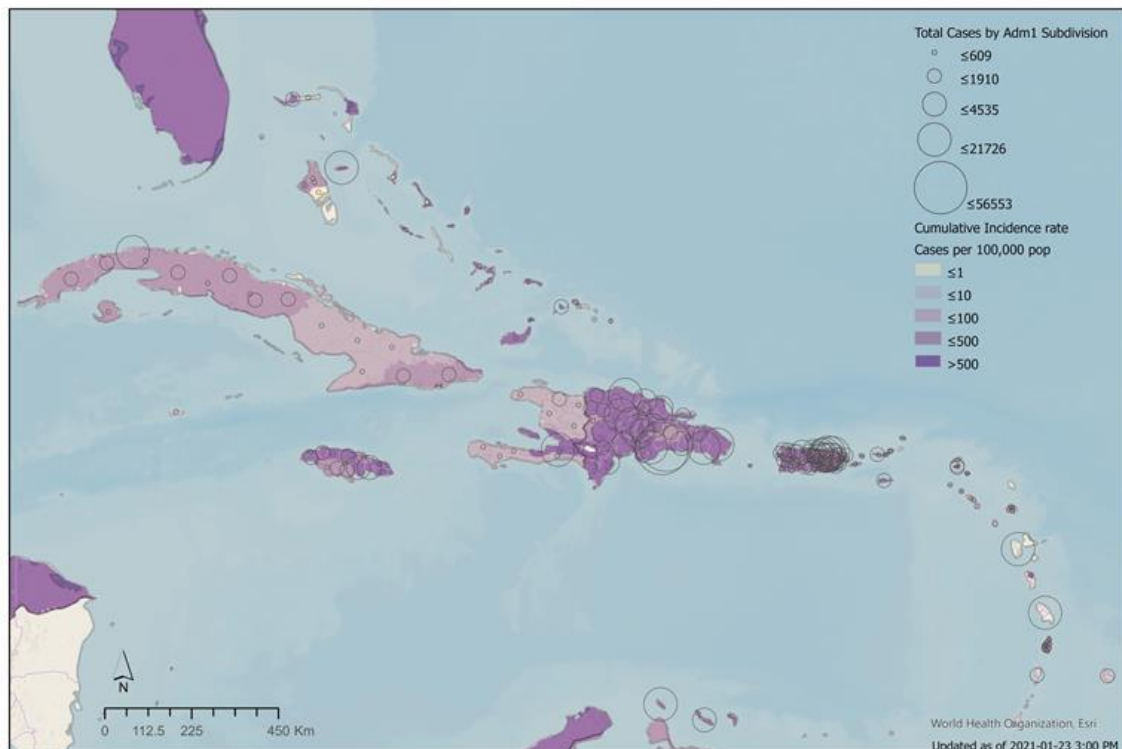
© Pan American Health Organization-World Health Organization 2020. All rights reserved.
The designations employed and the presentation of the material in these maps do not imply the expression of any opinion whatsoever on the part of the Secretariat of the Pan American Health Organization concerning the legal status of any country, territory, city or area or of its authorities, or concerning the delimitation of its frontiers or boundaries. Dotted and dashed lines on maps represent approximate border lines for which there may not yet be full agreement.

Map 2. Reported number of cumulative COVID-19 cases in the Central American sub-region and corresponding incidence rate (per 100,000 persons) by country/territory (sub-national level). As of 23 January 2021.



© Pan American Health Organization-World Health Organization 2020. All rights reserved.
The designations employed and the presentation of the material in these maps do not imply the expression of any opinion whatsoever on the part of the Secretariat of the Pan American Health Organization concerning the legal status of any country, territory, city or area or of its authorities, or concerning the delimitation of its frontiers or boundaries. Dotted and dashed lines on maps represent approximate border lines for which there may not yet be full agreement.






















































Map 3. Reported number of cumulative COVID-19 cases in the Caribbean sub-region and corresponding incidence rate (per 100,000 persons) by country/territory (sub-national level). As of 23 January 2021.



© Pan American Health Organization-World Health Organization 2020. All rights reserved.
The designations employed and the presentation of the material in these maps do not imply the expression of any opinion whatsoever on the part of the Secretariat of the Pan American Health Organization concerning the legal status of any country, territory, city or area or of its authorities, or concerning the delimitation of its frontiers or boundaries. Dotted and dashed lines on maps represent approximate border lines for which there may not yet be full agreement.

COVID-19 situation reported by countries and territories in the Americas, as of 23 January 2021



























































Updated as of 3 PM

Sub-Region	Country/Territory	Cases			Deaths			Recovered	Transmission Type
		7 Day MA* Trend	Cummulative	7day % change	7 Day MA* Trend	Cummulative	7day % change		
North America	Canada		737,407	-19%		18,828	8%	652,829	Community transmission
	Mexico		1,732,290	20%		147,614	24%	1,291,940	Community transmission
	United States of America (the)		24,604,325	-20%		410,667	-7%	9,782,734	Community transmission
	Subtotal		27,074,022			577,109		11,727,503	
Central America	Belize		11,700	-48%		290	-10%	11,009	Community transmission
	Costa Rica		189,308	-22%		2,518	-8%	146,448	Community transmission
	El Salvador		52,672	59%		1,551	1%	46,370	Community transmission
	Guatemala		153,890	-3%		5,456	7%	137,711	Community transmission
	Honduras		139,182	13%		3,439	22%	60,410	Community transmission
	Nicaragua		4,953	-24%		168	0%	4,733	Community transmission
	Panama		307,793	-31%		4,980	-11%	253,503	Community transmission
Subtotal		859,498			18,402		660,184		
South America	Argentina		1,853,830	-11%		46,575	41%	1,636,826	Community transmission
	Bolivia (the Plurinational State of)		198,257	18%		9,871	23%	148,750	Community transmission
	Brazil		8,753,920	-5%		215,243	3%	7,594,771	Community transmission
	Chile		694,647	5%		17,854	5%	649,802	Community transmission
	Colombia		1,987,418	2%		50,586	12%	1,811,552	Community transmission
	Ecuador		238,232	-29%		14,596	101%	199,332	Community transmission
	Paraguay		126,370	-18%		2,585	-1%	101,599	Community transmission
	Peru		1,088,096	21%		39,427	52%	1,002,516	Community transmission
	Uruguay		36,170	-21%		364	43%	27,715	Community transmission
	Venezuela (Bolivarian Republic of)		122,795	24%		1,136	5%	114,925	Community transmission
Subtotal		15,099,735			398,237		13,287,788		
Caribbean and Atlantic Ocean Islands	Anguilla		15	0%				12	Sporadic cases
	Antigua and Barbuda		195	-56%		6	-100%	162	Sporadic cases
	Aruba		6,623	-21%		52	-100%	6,013	Community transmission
	Bahamas (the)		8,101	25%		175	0%	6,720	Clusters of cases
	Barbados		1,243	-9%		9	0%	593	Clusters of cases
	Bermuda		686	-33%		12	0%	625	Sporadic cases
	Bonaire		350	-72%		3	0%	300	Community transmission

* 7 Day Moving Average

Legend

>50% increase
10% to 50% increase
10 to -10% change
10% to 50% decrease
>50% decrease

Sub-Region	Country/Territory	Cases			Deaths			Recovered	Transmission Type
		7 Day MA* Trend	Cummulative	7day % change	7 Day MA* Trend	Cummulative	7day % change		
Caribbean and Atlantic Ocean Islands	Cayman Islands		383	-40%		2	0%	346	Sporadic cases
	Cuba		20,627	-6%		191	39%	15,881	Clusters of cases
	Curacao		4,537	-58%		20	0%	4,408	Community transmission
	Dominica		113	-25%				105	Sporadic cases
	Dominican Republic (the)		202,507	4%		2,513	913%	147,147	Community transmission
	Falkland Islands (the)		37	67%				29	Sporadic cases
	French Guiana		15,664	-20%		76	0%	9,995	Community transmission
	Grenada		147	100%		1	0%	135	Sporadic cases
	Guadeloupe		9,056	68%		157	0%	2,242	Community transmission
	Guyana		7,143	1%		170	-100%	6,328	Clusters of cases
	Haiti		11,099	-41%		243	0%	8,982	Community transmission
	Jamaica		14,772	5%		336	8%	11,850	Community transmission
	Martinique		6,370	30%		44	0%	98	Community transmission
	Montserrat		13	0%		1	0%	11	No Cases
	Puerto Rico		90,073	-9%		1,771	-22%	0	Community transmission
	Saba		6	0%				5	Sporadic cases
	Saint Barthelemy		376	361%				94	Sporadic cases
	Saint Kitts and Nevis		35	0%				33	Sporadic cases
	Saint Lucia		770	7%		10	300%	416	Clusters of cases
	Saint Martin		1,191	230%		12	0%	598	Community transmission
	Saint Pierre and Miquelon		20	0%				16	Sporadic cases
	Saint Vincent and the Grenadines		720	10%		2	0%	134	Clusters of cases
	Sint Eustatius		20	0%				19	Sporadic cases
	Sint Maarten		1,708	-19%		27	0%	1,554	Community transmission
	Suriname		7,945	-3%		148	13%	7,112	Cluster of cases
	Trinidad and Tobago		7,456	-9%		133	0%	6,991	Community transmission
	Turks and Caicos		1,244	45%		7	0%	960	Clusters of cases
	Virgin Islands (UK)		137	129%		1	0%	119	Clusters of Cases
Virgin Islands (US)		2,335	-24%		24	0%	2,213	Community transmission	
Subtotal			423,717			6,146		242,246	
Total			43,456,972			999,894		25,917,721	

NOTES: Case and death counts may include both confirmed and probable classifications depending on the reporting Member State.

Recovered counts as indicated and defined by reporting Member States.

Antibody tests, including rapid diagnostic tests (RDTs) based on antibody detection, are not recommended for use by PAHO/WHO in clinical diagnosis. Antigen-detecting RDTs may be used following the WHO 11 September 2020 Guidance, available at: <https://bit.ly/2FvK2fs>.

Data is updated on an approximately semi-weekly to weekly basis for Guadeloupe, Martinique, Nicaragua, Saint Barthelemy, Saint Martin, and Saint Pierre and Miquelon.

As of 11 November 2020, the previously aggregated Bonaire, Saba and Sint Eustatius are now being presented separately in the table.

Bahamas: According to a 21 January Bahamas Ministry of Health (MoH) publication, there are a total of additional deaths under investigation, available at: <https://bit.ly/3noOhKK>

Ecuador: According to a 6 September Ecuador Ministry of Public Health press release, only cases confirmed by RT-PCR will be reported; previously, cases who tested positive by either RT-PCR or RDTs were reported, resulting in the exclusion of 8,956 cases. Available at: <https://bit.ly/3h2EWEA>,

Guadeloupe: Deaths are aggregated for Guadeloupe and Saint Martin in Santé Publique France weekly publications, available at: <https://bit.ly/2VQ201g>. Death counts for Guadeloupe are calculated subtracting deaths in Saint Martin published by the Saint Barthelemy and Saint Martin prefecture, available at: <https://bit.ly/39Pt7lj>

Jamaica: According to a 23 January 2021 Jamaica Ministry of Health and Wellness press release, there are a total of 32 additional deaths under investigation, available at: <https://bit.ly/3iDh2ID>

Nicaragua: Please note there are discrepancies with the data published by the Citizen's Observatory COVID-19 Nicaragua as of 22 January. Available at: <https://bit.ly/3pw7ZVR>

Peru: Aggregated case total as reported by the Peru MoH; disaggregated data as of 19 January 2021 is 268,021 by RT-PCR + 9,721 by antigen tests + 795,472 by other RDTs. Antibody tests, including RDTs based on antibody detection, are not recommended for use by PAHO/WHO in clinical diagnosis. Antigen-detecting RDTs may be used following the WHO 11 September 2020 Guidance, available at: <https://bit.ly/2FvK2fs>.

Puerto Rico: Aggregated case total as reported by the Puerto Rico Department of Health (DoH); 82,990 were positive by RT-PCR and 6,292 were positive by antigen tests; previously, cases who tested positive by either RT-PCR or serological RDTs were reported, resulting in the exclusion of 33,965 cases. Available at: <https://bit.ly/2VvjksQ>

United States of America: Case and death counts includes both confirmed and probable classifications, as published on the U.S. Centers for Disease Control and Prevention (US CDC) website on 23-January (for data confirmed at 16:00 EST the previous day). Excludes counts for Guam, Commonwealth of the Northern Marianas, Puerto Rico, and the United States Virgin Islands. Sources: <https://bit.ly/2WJN2dd> and <https://bit.ly/2zUMSZ1>.

Recovered counts as reported by state and territorial health authorities, available at the COVID Tracking Project <https://bit.ly/2ztbRC6>

Uruguay: According to the 22 January 2021 Uruguay Ministry of Public Health report, 8 cases were eliminated because their disease occurred outside the country, available at: <https://bit.ly/2NzbnG1>

DATA ADJUSTMENTS: Differences in the total number of cases, deaths, and/or recovered cases and respective % increases reflect the following adjustment:

Barbados: Cases and deaths have been adjusted for 19 and 20 January indicating 1,191 cases including 8 deaths and 569 recovered cases; and 1,243 cases including 9 deaths and 593 recovered cases, respectively.

Saint Lucia: Deaths have been retrospectively adjusted for 21 January indicating 10 deaths. Information available at: <https://bit.ly/2LZioLI>