

## Region of the Americas Update

3 PM WDC. 24 January 2021

### Last 24 hours

<b>306,836</b>	Additional cases
<b>7,248</b>	Additional deaths
<b>0.71%</b>	Relative increase in cases
<b>0.72%</b>	Relative increase in deaths
<b>32</b>	Countries/territories reporting new cases
<b>21</b>	Countries/territories reporting new deaths

### Highest numbers of cases & deaths in the last 24 hrs

#### Cases (≥ 1,000)

United States	<b>170,883</b>
Brazil	<b>62,334</b>
Mexico	<b>20,057</b>
Colombia	<b>15,551</b>
Argentina	<b>8,362</b>
Peru	<b>5,842</b>
Canada	<b>5,124</b>
Chile	<b>4,463</b>
Ecuador	<b>3,060</b>
Panama	<b>2,058</b>
Bolivia	<b>1,732</b>
Dominican Republic	<b>1,439</b>

#### Deaths (≥ 100)

United States	<b>3,416</b>
Mexico	<b>1,470</b>
Brazil	<b>1,202</b>
Colombia	<b>396</b>
Peru	<b>181</b>
Argentina	<b>162</b>
Canada	<b>146</b>

### Region of the Americas

**43,763,906** cases

**1,007,142** deaths

**56**  
countries/areas/territories affected

### Global

**97,770,283** cases

**2,119,937** deaths

**237**  
countries/areas/territories affected

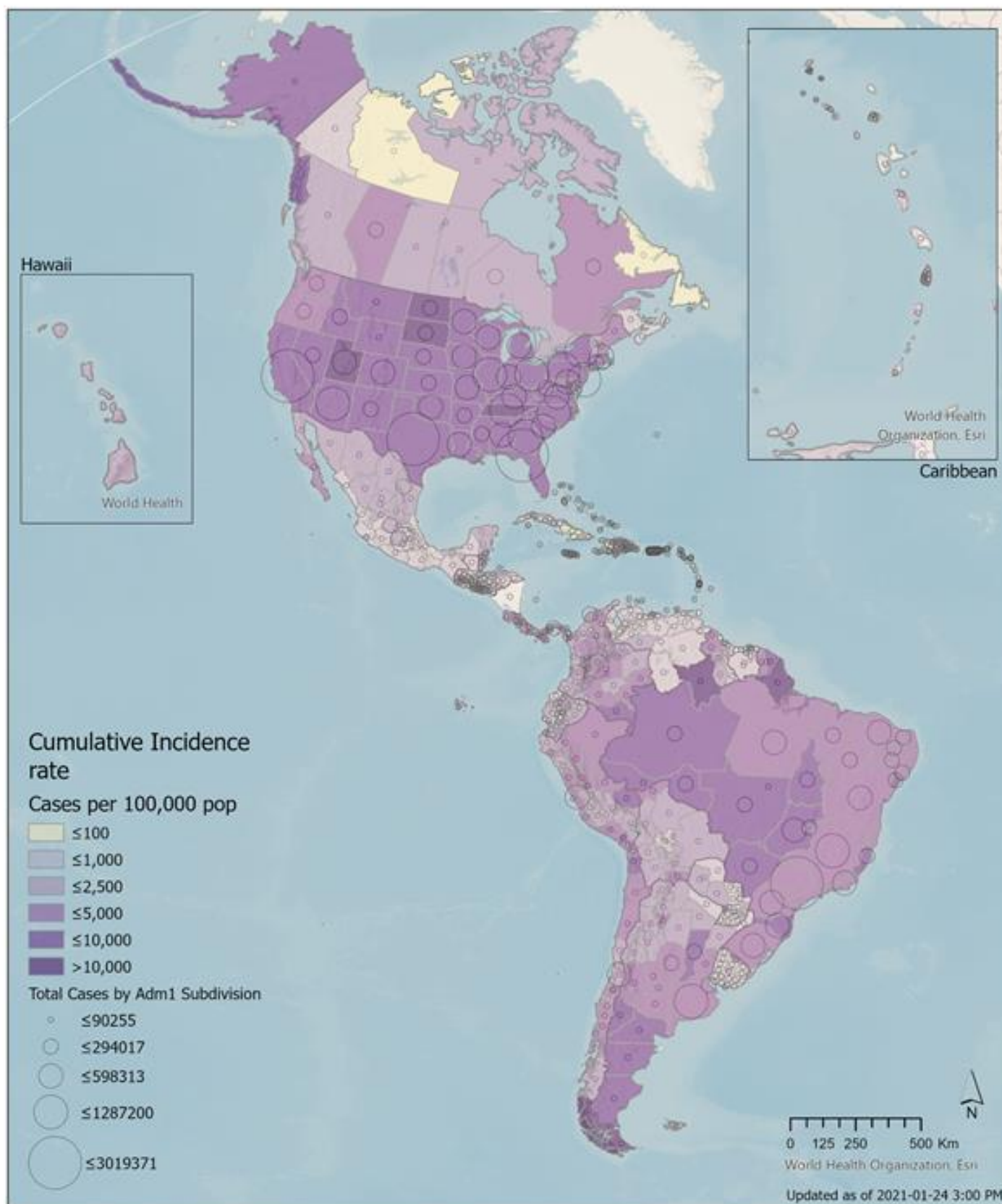
**Total cases, deaths & CFR (%) among PAHO countries/territories with ≥ 10,000 cumulative cases.**

### COVID-19 – Highlights

- On 24 January 2021, **Barbados** updated their transmission classification from Cluster of Cases to Community transmission. The full report is available at: <https://bit.ly/368yCce>.
- On 23 January, in **Brazil** a total of 132,500 doses of the AstraZeneca vaccine that will integrate the immunization plan for the state of Amazonas have arrived. The full report is available in Portuguese at: <https://bit.ly/3sW2aUe>.
- In **Ecuador**, on 24 January, the National Agency for Regulation, Control and Health Surveillance, issued the approval for the use of the vaccine against COVID-19, developed by AstraZeneca and the University of Oxford. The full report is available in Spanish at: <https://bit.ly/39a9l33>.

Country/Territory	Cases	Deaths	CFR (%)
United States of America	24,775,208	414,083	1.7%
Brazil	8,816,254	216,445	2.5%
Colombia	2,002,969	50,982	2.5%
Argentina	1,862,192	46,737	2.5%
Mexico	1,752,347	49,084	8.5%
Peru	1,093,938	39,608	3.6%
Canada	742,531	18,974	2.6%
Chile	699,110	17,933	2.6%
Panama	309,851	5,034	1.6%
Ecuador	241,292	14,623	6.1%
Dominican Republic	203,946	2,513	1.2%
Bolivia	199,989	9,927	5.0%
Costa Rica	189,308	2,518	1.3%
Guatemala	154,212	5,465	3.5%
Honduras	140,238	3,441	2.5%
Paraguay	127,081	2,607	2.1%
Venezuela	123,245	1,142	0.9%
Puerto Rico	91,028	1,773	1.9%
El Salvador	53,218	1,561	2.9%
Uruguay	36,967	367	1.0%

**Map 1. Reported number of cumulative COVID-19 cases in the Region of the Americas and corresponding incidence rate (per 100,000 persons) by country/territory. As of 24 January 2021.**

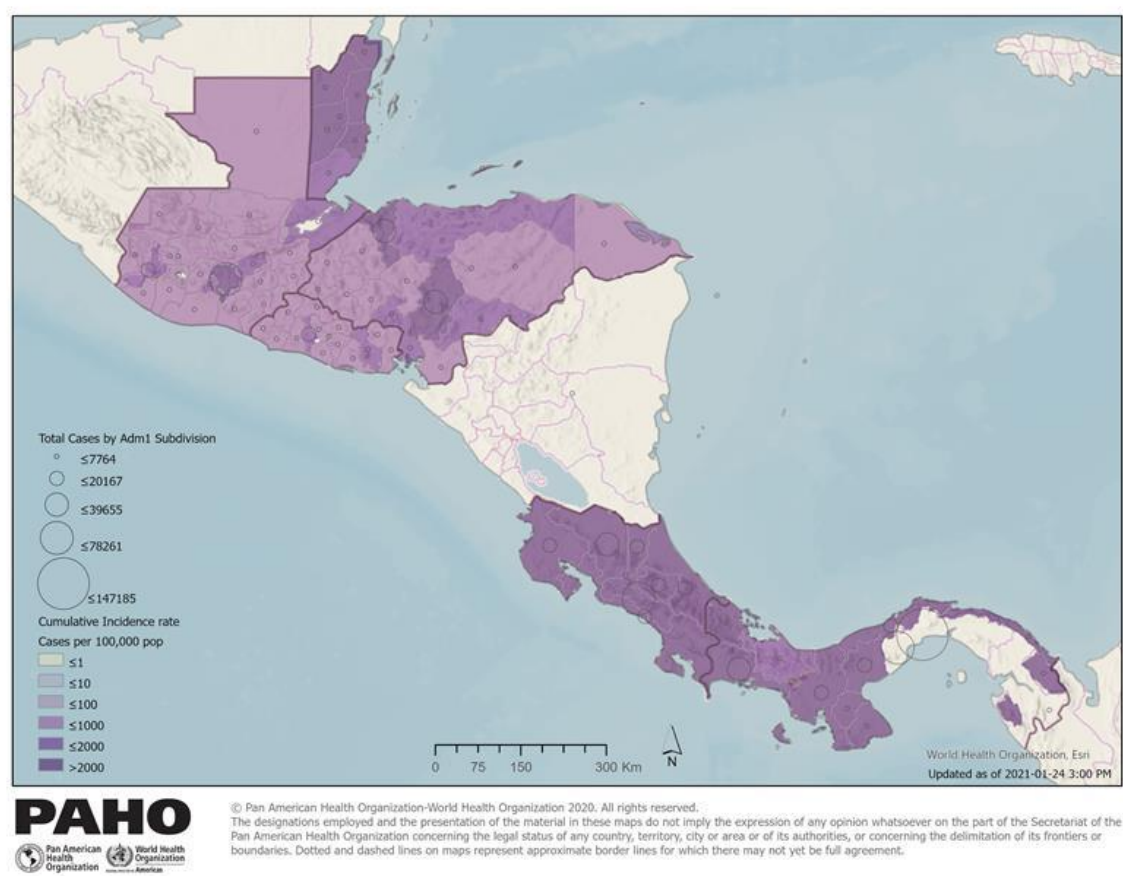


**PAHO**

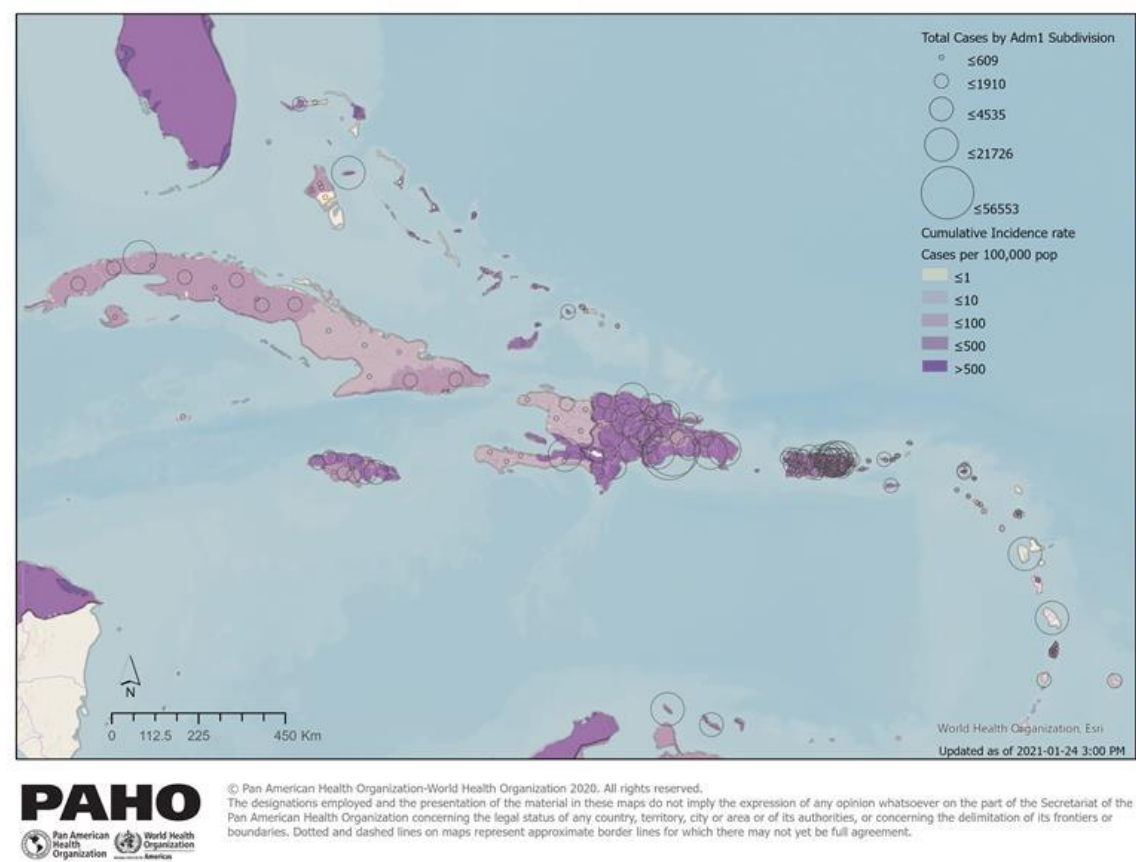


© Pan American Health Organization-World Health Organization 2020. All rights reserved.  
The designations employed and the presentation of the material in these maps do not imply the expression of any opinion whatsoever on the part of the Secretariat of the Pan American Health Organization concerning the legal status of any country, territory, city or area or of its authorities, or concerning the delimitation of its frontiers or boundaries. Dotted and dashed lines on maps represent approximate border lines for which there may not yet be full agreement.























































**Map 2. Reported number of cumulative COVID-19 cases in the Central American sub-region and corresponding incidence rate (per 100,000 persons) by country/territory (sub-national level). As of 24 January 2021.**



**Map 3. Reported number of cumulative COVID-19 cases in the Caribbean sub-region and corresponding incidence rate (per 100,000 persons) by country/territory (sub-national level). As of 24 January 2021.**





























































**COVID-19 situation reported by  
countries and territories in the Americas,  
as of 24 January 2021**  
*Updated as of 3 PM*

Sub-Region	Country/Territory	Cases			Deaths			Recovered	Transmission Type
		7 Day MA* Trend	Cummulative	7day % change	7 Day MA* Trend	Cummulative	7day % change		
North America	Canada		742,531	-19%		18,974	7%	658,984	Community transmission
	Mexico		1,752,347	15%		149,084	26%	1,306,138	Community transmission
	United States of America (the)		24,775,208	-21%		414,083	-8%	9,853,674	Community transmission
	<b>Subtotal</b>		<b>27,270,086</b>			<b>582,141</b>		<b>11,818,796</b>	
Central America	Belize		11,722	-27%		290	-10%	11,050	Community transmission
	Costa Rica		189,308	-36%		2,518	-38%	146,448	Community transmission
	El Salvador		53,218	30%		1,561	9%	46,845	Community transmission
	Guatemala		154,212	-6%		5,465	-8%	138,460	Community transmission
	Honduras		140,238	7%		3,441	27%	60,448	Community transmission
	Nicaragua		4,953	-24%		168	0%	4,733	Community transmission
	Panama		309,851	-30%		5,034	-10%	256,597	Community transmission
	<b>Subtotal</b>		<b>863,502</b>			<b>18,477</b>		<b>664,581</b>	
South America	Argentina		1,862,192	-9%		46,737	64%	1,646,668	Community transmission
	Bolivia (the Plurinational State of)		199,989	11%		9,927	35%	149,895	Community transmission
	Brazil		8,816,254	-5%		216,445	7%	7,628,438	Community transmission
	Chile		699,110	5%		17,933	20%	654,101	Community transmission
	Colombia		2,002,969	-6%		50,982	10%	1,822,309	Community transmission
	Ecuador		241,292	-6%		14,623	114%	204,071	Community transmission
	Paraguay		127,081	-18%		2,607	4%	102,344	Community transmission
	Peru		1,093,938	18%		39,608	50%	1,007,748	Community transmission
	Uruguay		36,967	-21%		367	38%	28,547	Community transmission
	Venezuela (Bolivarian Republic of)		123,245	26%		1,142	3%	115,426	Community transmission
	<b>Subtotal</b>		<b>15,203,037</b>			<b>400,371</b>		<b>13,359,547</b>	
Caribbean and Atlantic Ocean Islands	Anguilla		15	0%				12	Sporadic cases
	Antigua and Barbuda		195	-27%		6	-100%	162	Sporadic cases
	Aruba		6,623	-21%		52	-100%	6,013	Community transmission
	Bahamas (the)		8,101	86%		175	0%	6,720	Clusters of cases
	Barbados		1,341	13%		9	0%	622	Community transmission
	Bermuda		686	-11%		12	0%	625	Sporadic cases
	Bonaire		350	-72%		3	0%	300	Community transmission

\* 7 Day Moving Average  
 Legend

>50% increase  
 10% to 50% increase  
 10 to -10% change  
 10% to 50% decrease  
 >50% decrease



Sub-Region	Country/Territory	Cases			Deaths			Recovered	Transmission Type
		7 Day MA* Trend	Cummulative	7day % change	7 Day MA* Trend	Cummulative	7day % change		
Caribbean and Atlantic Ocean Islands	Cayman Islands		383	<b>-40%</b>		2	0%	346	Sporadic cases
	Cuba		21,261	<b>29%</b>		194	<b>87%</b>	16,387	Clusters of cases
	Curacao		4,537	<b>-58%</b>		20	0%	4,408	Community transmission
	Dominica		113	<b>-25%</b>				105	Sporadic cases
	Dominican Republic (the)		203,946	-2%		2,513	<b>660%</b>	147,886	Community transmission
	Falkland Islands (the)		37	<b>67%</b>				29	Sporadic cases
	French Guiana		15,664	<b>-20%</b>		76	0%	9,995	Community transmission
	Grenada		148	<b>125%</b>		1	0%	136	Sporadic cases
	Guadeloupe		9,056	<b>68%</b>		157	0%	2,242	Community transmission
	Guyana		7,222	<b>20%</b>		170	<b>-100%</b>	6,361	Clusters of cases
	Haiti		11,181	<b>-21%</b>		243	<b>50%</b>	8,986	Community transmission
	Jamaica		14,879	<b>17%</b>		336	0%	11,870	Community transmission
	Martinique		6,370	<b>30%</b>		44	0%	98	Community transmission
	Montserrat		13	0%		1	0%	11	No Cases
	Puerto Rico		91,028	<b>-14%</b>		1,773	-4%	0	Community transmission
	Saba		6	0%				5	Sporadic cases
	Saint Barthelemy		376	<b>361%</b>				94	Sporadic cases
	Saint Kitts and Nevis		35	0%				33	Sporadic cases
	Saint Lucia		810	<b>15%</b>		11	0%	424	Clusters of cases
	Saint Martin		1,191	<b>230%</b>		12	0%	598	Community transmission
	Saint Pierre and Miquelon		21	0%				16	Sporadic cases
	Saint Vincent and the Grenadines		738	3%		2	0%	134	Clusters of cases
	Sint Eustatius		20	0%				19	Sporadic cases
	Sint Maarten		1,708	<b>-19%</b>		27	0%	1,554	Community transmission
	Suriname		8,000	2%		148	<b>-22%</b>	7,139	Cluster of cases
	Trinidad and Tobago		7,462	<b>-27%</b>		134	0%	7,002	Community transmission
	Turks and Caicos		1,287	<b>71%</b>		7	0%	998	Clusters of cases
	Virgin Islands (UK)		137	<b>129%</b>		1	0%	119	Clusters of Cases
	Virgin Islands (US)		2,341	<b>-31%</b>		24	0%	2,234	Community transmission
	<b>Subtotal</b>		<b>427,281</b>			<b>6,153</b>		<b>243,683</b>	
<b>Total</b>			<b>43,763,906</b>			<b>1,007,142</b>		<b>26,086,607</b>	

**NOTES:** Case and death counts may include both confirmed and probable classifications depending on the reporting Member State.

Recovered counts as indicated and defined by reporting Member States.

Antibody tests, including rapid diagnostic tests (RDTs) based on antibody detection, are not recommended for use by PAHO/WHO in clinical diagnosis. Antigen-detecting RDTs may be used following the WHO 11 September 2020 Guidance, available at: <https://bit.ly/2FxK2fs>.

Data is updated on an approximately semi-weekly to weekly basis for Guadeloupe, Martinique, Nicaragua, Saint Barthelemy, Saint Martin, and Saint Pierre and Miquelon.

As of 11 November 2020, the previously aggregated Bonaire, Saba and Sint Eustatius are now being presented separately in the table.

**Bahamas:** According to a 21 January Bahamas Ministry of Health (MoH) publication, there are a total of additional deaths under investigation, available at: <https://bit.ly/3noOhKK>

**Ecuador:** According to a 6 September Ecuador Ministry of Public Health press release, only cases confirmed by RT-PCR will be reported; previously, cases who tested positive by either RT-PCR or RDTs were reported, resulting in the exclusion of 8,956 cases. Available at: <https://bit.ly/3h2EWEA>,

**Guadeloupe:** Deaths are aggregated for Guadeloupe and Saint Martin in Santé Publique France weekly publications, available at: <https://bit.ly/2VQ201g>. Death counts for Guadeloupe are calculated subtracting deaths in Saint Martin published by the Saint Barthelemy and Saint Martin prefecture, available at: <https://bit.ly/39Pt7lj>

**Jamaica:** According to a 24 January 2021 Jamaica Ministry of Health and Wellness press release, there are a total of 32 additional deaths under investigation, available at: <https://bit.ly/3qN2OI0>

**Nicaragua:** Please note there are discrepancies with the data published by the Citizen's Observatory COVID-19 Nicaragua as of 22 January. Available at: <https://bit.ly/3pw7ZVR>

**Peru:** Aggregated case total as reported by the Peru MoH; disaggregated data as of 19 January 2021 is 268,021 by RT-PCR + 9,721 by antigen tests + 795,472 by other RDTs. Antibody tests, including RDTs based on antibody detection, are not recommended for use by PAHO/WHO in clinical diagnosis. Antigen-detecting RDTs may be used following the WHO 11 September 2020 Guidance, available at: <https://bit.ly/2FxK2fs>.

**Puerto Rico:** Aggregated case total as reported by the Puerto Rico Department of Health (DoH); 82,990 were positive by RT-PCR and 6,292 were positive by antigen tests; previously, cases who tested positive by either RT-PCR or serological RDTs were reported, resulting in the exclusion of 33,965 cases. Available at: <https://bit.ly/2VvjksQ>

**United States of America:** Case and death counts includes both confirmed and probable classifications, as published on the U.S. Centers for Disease Control and Prevention (US CDC) website on 24-January (for data confirmed at 16:00 EST the previous day). Excludes counts for Guam, Commonwealth of the Northern Marianas, Puerto Rico, and the United States Virgin Islands. Sources: <https://bit.ly/2WJN2dd> and <https://bit.ly/2zUMSZ1>. Recovered counts as reported by state and territorial health authorities, available at the COVID Tracking Project <https://bit.ly/2ztbRC6>

**Uruguay:** According to the 23 January 2021 Uruguay Ministry of Public Health report, 4 cases were eliminated because their disease occurred outside the country, available at: <https://bit.ly/2MnYdqc>

**DATA ADJUSTMENTS:** Differences in the total number of cases, deaths, and/or recovered cases and respective % increases reflect the following adjustment:

**Barbados:** Cases and deaths have been adjusted for 22 January indicating 1,341 cases and 622 recovered cases.